



Third Quarter 2015 Progress Report

Whirlpool Facility
Fort Smith, Arkansas

Prepared for:
Whirlpool Corporation

Prepared by:
Ramboll Environ US Corporation

Date:
November 13, 2015

Project Number:
34-37500A

RAMBOLL ENVIRON

Third Quarter 2015 Progress Report
July 1, 2015 through September 30, 2015
Whirlpool Facility - Fort Smith, Arkansas

1. INTRODUCTION

This quarterly report has been prepared in accordance with the Remedial Action Decision Document (RADD) issued by the Arkansas Department of Environmental Quality (ADEQ) on December 27, 2013, for the Whirlpool Fort Smith, Arkansas, site (Site). This Third Quarter Progress Report (Report) is not forward looking. This report includes a description of the work completed during the third quarter of 2015, findings of the activities completed in this reporting period, issues identified and resolved, and deviations or schedule adjustments from plans and correspondence submitted to the ADEQ. Details supporting the Summary of Findings are provided in the documents attached to this Report.

2. SUMMARY OF FINDINGS

- Monitoring to assess the impact of ISCO injection events measured decreases in trichloroethene (TCE) concentrations in groundwater source area wells, the supplemental neck area, and Areas 2 and 3 of approximately 81%, 70% and 87%, respectively.
- Groundwater monitoring data suggests natural attenuation of TCE is continuing to occur via biological and other natural attenuation mechanisms in both onsite and offsite groundwater.
- The approximate location of the hydraulic divide between the north and south groundwater plume boundaries continued to be south of Ingersoll Avenue, which is generally consistent with previous reporting periods and historic results.
- Third quarter groundwater monitoring data shows generally stable to decreasing trends for TCE concentrations.
    - Plume boundary groundwater data continue to show results generally consistent with historical TCE concentrations, with the exception of adjustment of the plume boundary at the southwest corner of the property;
    - Offsite groundwater data are similar to previous monitoring events and continue to show generally stable to decreasing TCE concentration trends; and
    - Onsite groundwater data continue to show generally stable to decreasing TCE concentration trends. The data demonstrates the positive influence of the ISCO injections.
- Based on third quarter groundwater data, the average minimum and maximum quantities of TCE in groundwater associated with the Site has been assessed for the north and south groundwater plumes. The quantity of TCE in the north plume is estimated to range from less than 1 gallon to 2 gallons, the quantity of TCE in the south plume is estimated to range from 2.5 to 12 gallons (the south plume area and quantity of TCE have been modified based upon the data available after installation of MW-182, which is discussed in Attachment A), and the quantity of TCE in the northeast plume is estimated to contain less than 1 gallon; for a combined volume of TCE in groundwater ranging from 4.5 to 15 gallons.

- Risk estimates based upon groundwater and soil vapor data for potential vapor intrusion from offsite groundwater continue to be below ADEQ's risk management limits as designated in the RADD.
- There are no known TCE impacts to offsite surface water or sediment.
- The current Site human health exposure risks continue to be below ADEQ's risk management limits.

3. REVIEW OF ACTIVITIES COMPLETED – THIRD QUARTER 2015

During the week of July 20, Third Quarter of 2015, groundwater samples were collected via low flow sampling methodologies. Groundwater samples were collected from a total of 87 wells to assist in evaluating the entire Site including the northeast corner, Boys and Girls Club property, in-situ chemical oxidation (ISCO) monitoring, and plume definition. The groundwater samples from locations noted in the RADD were analyzed for parameters as outlined in the RADD and the remaining wells were analyzed for VOCs.

In addition to the RADD required sampling, additional groundwater samples were collected from select wells concurrent with the third quarter groundwater sampling event to evaluate the performance of ISCO events completed to date in accordance with ADEQ approved permits. The data from the ISCO performance monitoring is presented and evaluated in the Third Quarter 2015 Groundwater Monitoring Report (Attachment A).

Key third quarter observations based on the groundwater monitoring data include the following:

- The groundwater potentiometric surface is consistent with that historically observed at the Site.
- The direction of the lateral hydraulic gradient continues to be influenced by a hydraulic divide located just south of Ingersoll Avenue with the hydraulic gradient predominantly in the following directions:
    - Hydraulic gradient north of the divide is in a northeasterly direction; and
    - Hydraulic gradient south of the divide is in a southern/southeasterly direction.
- Groundwater monitoring data shows generally stable to decreasing trends for TCE concentrations at a majority of monitoring well locations.
- Third quarter groundwater monitoring data in conjunction with historical data demonstrate that natural attenuation of TCE is occurring via biological mechanisms and other natural attenuation mechanisms in both onsite and offsite groundwater.
- The ISCO events completed in 2014 continue to be effective with TCE concentration reductions as follows:
    - Approximately 81% decrease at source area wells MW-25, MW-85 and MW-86;
    - Supplemental neck area decrease of approximately 70% since May 2014; and
    - Approximately 87% decrease at wells in Areas 2 and 3.

During the third quarter of 2015, a soil vapor sampling event was completed on July 1 and July 30, 2015. Soil vapor samples were successfully collected from VP-7. Water filled the vapor points at locations VP-5, VP-6, VP-8, VP-9, VP-10, VP-12, VP-14, and VP-15. The water in these vapor sampling points could not be purged from the sampling train. Water samples were collected from these points.

Key third quarter observations based on the soil vapor and shallow groundwater monitoring data include the following:

- Risk estimates for potential vapor intrusion from offsite groundwater into offsite residences are below ADEQ's risk management limits of 10^{-4} and 1 for cumulative cancer risk and non-cancer hazards, respectively; and
- Vapor intrusion modeling using shallow water and soil gas samples collected, continues to confirm the modeling results using groundwater VOC concentrations collected from monitoring wells.

The Third Quarter 2015 Soil Vapor Monitoring/Vapor Intrusion Report further discusses the sampling event as well as evaluates the water and soil vapor data. This report is included as Attachment B.

Eight sentinel wells were installed during the week of September 14, 2015 near the southern and eastern property boundaries of the site. These wells were installed to provide early detection of any further migration of the southern plume. A letter report discussing the installation of these wells (MW-185 through MW-192) will be provided to ADEQ within 30 days of receipt of analytical data in accordance with the work plan.

Whirlpool installed two monitoring wells (MW-183 and MW-184) on the Boys and Girls club property during the week of September 14, 2015. A letter report documenting the installation of these wells will be provided along with analytical data from these wells in the 2015 Fourth Quarter Progress Report.

Whirlpool installed a monitoring well down-gradient of MW-61 as requested by ADEQ in written comments provided on the 2015 First Quarter Progress Report dated June 12, 2015. This well (MW-193) was installed during the week of September 14, 2015. The letter report documenting the installation of this well is provided in Attachment C.

To date many Declaration of Covenants (i.e. deed restrictions precluding the use of shallow groundwater) have been executed for the properties north of the Site. Additional Declaration of Covenants which have been filed in the third quarter are included in Attachment D. A figure demonstrating the status of residential property deed restrictions is also included in Attachment D as Figure 1. As of the third quarter 2015, only the property at 1410 Jacobs Avenue is located within the 5 µg/l TCE isoconcentration contour and does not have recorded property deed restriction; although, negotiations continue with this property owner. In addition, negotiations continue with the 5919 Ferguson Street property as shown on the figure in Attachment D.

4. QUANTITY OF TCE

Estimated average minimum and maximum quantities of TCE in groundwater were calculated for the Site using the results of the third quarter groundwater monitoring event. The distinction between the north and south groundwater plumes is identified based upon the consistent groundwater divide north of the Whirlpool manufacturing facility and south of Ingersoll Avenue and the reduction or elimination of TCE in groundwater near the hydraulic barrier. The quantity of TCE calculations are based on separating the northern and southern plumes at the hydraulic divide at the location of MW-24 (see Figures 2A and 2B, Attachment A – Third Quarter 2015 Groundwater Monitoring Report). The Northeast plume is also included.

The estimated quantities of TCE included calculation of the volume of groundwater based upon the distinct areas within the plumes (i.e. area of plume within the isoconcentration lines on Figures 2A and 2B of Attachment A), average saturated thickness and total porosity (i.e. area x average saturated thickness x porosity = volume of water). The volume of water and minimum and maximum TCE concentrations based upon the plume boundaries were used to calculate the mass of TCE within each section of the plume. The volume of TCE was then determined based upon the specific gravity of TCE. Parameters used in the calculation of TCE quantities are presented below. Calculations are presented in Attachment E, Table 2.

Northern plume parameters:

- Plume area of approximately 499,000 square feet (ft^2)consisting of 334,000 ft^2 for the portion of the plume with TCE concentrations ranging from 5 µg/L to 100 µg/L; 165,000 ft^2 for the portion of the plume with TCE concentrations ranging from 100 µg/L to 1,000 µg/L (a decrease of almost 7% compared to the 2015 Second Quarter); and, no portion of the plume exhibits TCE concentrations greater than 1,000 µg/L;
- Average saturated thickness of 3.7 feet (see Attachment E, Table 1).
- Total porosity of 0.4.
- TCE specific gravity of 1.465.

Southern plume parameters:

- Plume area of approximately 983,000 ft^2 consisting of approximately 367,000 ft^2 for the portion of the plume with TCE concentrations ranging from 5 µg/L to 100 µg/L; 440,000 ft^2 for the portion of the plume with TCE concentrations ranging from 100 µg/L to 1,000 µg/L; 158,000 ft^2 for the portion of the plume with TCE concentrations ranging from 1,000 µg/L to 10,000 µg/L; and 18,000 ft^2 for the portion of the plume with TCE concentrations greater than 10,000 µg/L, (the southern plume has been modified since the second quarter progress report due to the installation of down gradient well MW-182).
- Average saturated thickness of 8.3 feet (see Attachment E, Table 1).
- Total porosity of 0.4.
- TCE specific gravity of 1.465.

Northeastern plume parameters:

- Plume area of approximately 254,000 ft^2 which is approximately the same plume size as compared to the 2015 Second Quarter. The northeastern plume consists of 177,000 ft^2 for the portion of the plume with TCE concentrations ranging from 5 µg/L to 100 µg/L; and, 77,000 ft^2 for the portion of the plume with TCE concentrations ranging from 100 µg/L to 1,000 µg/L.
- Average saturated thickness of 4.4 feet (see Attachment E, Table 1).
- Total porosity of 0.4.
- TCE specific gravity of 1.465.

Based on the plume information listed above, the following ranges of the quantities of TCE distributed throughout the respective plumes were calculated:

Plume Location	Calculated Minimum Volume	Calculated Maximum Volume
Northern Plume	Less than 1 gallon	2 gallons
Southern Plume	3.5 gallons	12 gallons
Northeastern Plume	Less than 1 gallon	Less than 1 gallon

Therefore the total average minimum and maximum quantities of TCE in groundwater associated with the site are approximately 5.5 to 15 gallons of TCE.

These calculated quantities document the limited volume of TCE present in groundwater.

5. DATA AVAILABLE IN THIS QUARTER

Analytical data for the 87 wells sampled, including water levels from this sampling event, are included in the Third Quarter 2015 Groundwater Monitoring Report included as Attachment A.

Analytical data for the soil vapor monitoring are included in the Third Quarter 2015 Soil Vapor Monitoring/Vapor Intrusion Report included as Attachment B.

Calculations for the estimation of TCE mass for the third quarter are included as Attachment E.

6. ISSUES ENCOUNTERED AND RESOLUTION

No issues where encountered during the third quarter of 2015.

7. SCHEDULE

There are no schedule deviations to report in the third quarter of 2015.

LIST OF ATTACHMENTS

VOLUME 1

Attachment A: Third Quarter 2015 Groundwater Monitoring Report

VOLUME 2

Attachment B: Third Quarter 2015 Soil Vapor Monitoring/Vapor Intrusion Report
Attachment C: Installation of New Down-Gradient Monitoring Well (MW-193)
Attachment D: Deed Restrictions/Property Agreements
Attachment E: TCE Mass Calculations



ATTACHMENT A

Third Quarter 2015 Groundwater Monitoring Report

Whirlpool Facility
Fort Smith, Arkansas

Prepared for:
Whirlpool Corporation

Prepared by:
Ramboll Environ US Corporation

Date:
November 2015

Project Number:
34-37500D



RAMBOLL ENVIRON

Table of Contents

		Page
1	**Introduction**	**1**
2	**Groundwater Sample Collection and Onsite Activities**	**2**
2.1	Static Water Level Measurements	2
2.2	Monitoring Well Sampling	2
2.3	Other Site Monitoring Activities	2
3	**Results**	**5**
3.1	Hydrogeology	5
3.2	Analytical Methods	6
3.3	Analytical Results	7
3.3.1	VOC Results	7
3.3.2	MNA Results	10
3.3.2.1	Chemical Lines of Evidence	11
3.3.2.2	Geochemical Lines of Evidence	12
3.3.2.3	Microbial Lines of Evidence	10
3.4	Data Quality Assessment	15
3.4.1	Field Data	15
3.4.2	Laboratory Analytical Data	16
4	**Plume Stability**	**18**
4.1	Lines Of Evidence	18
4.1.1	Statistical Analysis of Temporal Trends	18
4.1.2	Isoconcentration Maps	20
4.1.3	Concentration vs. Time Plots	22
4.2	Summary of Plume Stability	23
5	**Summary and Conclusion**	**18**
6	**References**	**28**

List of Tables

Table 1: Constituents of Concern and RADD Groundwater Remedial Action Levels
Table 2: Groundwater Monitoring Well Network Sampled for RADD Quarterly Events
Table 3: Summary of Monitoring Well Static Water Level Measurements
Table 4: Summary of Final Well Ground Water Field Parameter Measurements
Table 5: Summary of Vertical Hydraulic Gradient
Table 6: Summary of Monitoring Well Ground Water Sampling Analytical Results (Third Quarter 2015)
Table 7: MNA Parameter Summary
Table 8: Historical Summary of Groundwater Concentration for TCE and Daughter-Products
Table 9: Summary of Statistical Temporal Trend Analysis (2009 - 2015)
Table 10: Summary of Temporal Trend Analysis by Well Category
Table 11: Summary of Average Detected Concentrations (2009 – 2015)
Table 12: Summary of TCE Concentrations (Area 1) September 2014 – July 2015
Table 13: Summary of TCE Concentrations (MW-25, MW-85 and MW-86) May 2014 – July 2015
Table 14: Summary of TCE Concentrations (Supplemental Neck Area) May 2014 – July 2015
Table 15: Summary of TCE Concentrations (Areas 2 and 3) May 2014 – July 2015
Table 16: Summary of Field Parameters (Area 1) March 2014 – July 2015
Table 17: Summary of Field Parameters (Supplemental Neck Area) March 2014 – July 2015
Table 18: Summary of Field Parameters (Areas 2 and 3) March 2014 – July 2015

List of Figures

Figure 1A: Third Quarter 2015 Potentiometric Surface Map
Figure 1B: Vertical Groundwater Gradients Observed in Nested Wells
Figure 2A: 2015 Third Quarter TCE Isoconcentration Map – Northern and Northeastern Plumes
Figure 2B: Third Quarter 2015 TCE Isoconcentration Map – Southern Plume
Figure 3: TCE Concentration with Time at Source Area Onsite Wells
Figure 4: TCE Concentration with Time at Northern Onsite Wells
Figure 5: MW-25 TCE & Cis-1,2-DCE Trends
Figure 6: TCE, Cis-1,2-DCE, VC Average Concentration vs Time – All Wells
Figure 7: TCE, Cis-1,2-DCE, VC Average Concentration vs Time – Northern Plume Wells
Figure 8: TCE, Cis-1,2-DCE, VC Average Concentration vs Time – Southern Plume Wells
Figure 9: TCE, Cis-1,2-DCE, VC Average Concentration vs Time – Source Area Plume Wells
Figure 10: TCE, Cis-1,2-DCE, VC Average Concentration vs Time – Northeast Corner Plume Wells
Figure 11: TCE, Cis-1,2-DCE, VC Average Concentration vs Time – ITMW–9 and ITMW-10
Figure 12: TCE, Cis-1,2-DCE, VC Average Concentration vs Time – ITMW-19 and MW-25
Figure 13: TCE Concentration vs Time – MW61

List of Appendices

Appendix A: Calibration Logs
Appendix B: Laboratory Analytical Data
Appendix C: Data Validation Report

1 Introduction

Ramboll Environ US Corporation (Ramboll Environ) has prepared this Third Quarter 2015 Groundwater Monitoring Report (Report) for the Fort Smith, Arkansas, Site (Site) on behalf of Whirlpool Corporation (Whirlpool). The work was performed and the report prepared in accordance with the December 27, 2013, Remedial Action Decision Document (RADD) issued by the Arkansas Department of Environmental Quality (ADEQ) and ADEQ comment letters and Ramboll Environ/Whirlpool responses to previous quarterly monitoring reports[1].

Whirlpool has been monitoring the groundwater at the Site since 1989. This report is Attachment A of the Third Quarter 2015 Progress Report for the Site.

This report describes the results of the groundwater monitoring event performed between July 20 and 24, 2015. This event included measuring water levels on July 20 from 96 wells and collection of groundwater samples from 86 wells consisting of 56 wells denoted as plume boundary, onsite, or offsite wells according to the RADD plus five wells sampled on the northeast corner of the Whirlpool property (MW-87 through MW-91), four wells sampled on the Boys and Girls Club property (MW-96 through MW-99), nine wells sampled for in-situ chemical oxidation (ISCO) monitoring (MW-23, MW-24, MW-81, MW-82, MW-92 through MW-95 and MW-172) and twelve additional wells sampled to support the evaluation of the source area, plume boundary, and shallow groundwater.

[1] ADEQ Comments on the First Quarter Groundwater Report dated June 13, 2014; Ramboll Environ/Whirlpool responses dated July 15, 2014; ADEQ Supplemental Comments on the First Quarter Groundwater Report dated July 31, 2014; and, Ramboll Environ/Whirlpool response dated September 3, 2014. ADEQ Comments on Second Quarter Progress Report dated September 17, 2014 and Ramboll Environ/Whirlpool responses dated October 22, 2014. ADEQ Comments on the Third Quarter Progress Report dated January 12, 2015 and Ramboll Environ/Whirlpool responses dated February 3, 2015. ADEQ Comments on the Fourth Quarter Progress Report dated May 20, 2015 and Ramboll Environ/Whirlpool responses dated June 25, 2015. ADEQ Comments on the First Quarter 2015 Progress Report dated June 12, 2015 and Ramboll Environ/Whirlpool responses dated July 15, 2015. ADEQ Comments on the First Quarter 2015 Progress Report dated August 3, 2015 and Ramboll Environ/Whirlpool responses dated September 9, 2015. ADEQ Comments on the Second Quarter 2015 Progress Report dated September 14, 2015 and Ramboll Environ/Whirlpool responses dated October 16, 2015.

2 Groundwater Sample Collection and Onsite Activities

Ramboll Environ performed the Third Quarter 2015 Groundwater Monitoring Event (Third Quarter event) on behalf of Whirlpool during the week of July 20, 2015. Activities performed during the monitoring event included measuring water levels in site wells and collecting groundwater samples for analysis of volatile organic compounds (VOCs) and monitored natural attenuation (MNA) parameters.

Constituents of concern (COCs) as identified by the RADD in groundwater for this Site include trichloroethene (TCE) and related degradation (i.e. daughter) products (Table 1). The groundwater monitoring wells listed in the RADD for compliance with quarterly monitoring are listed in Table 2. The COCs and additional geochemical parameters were analyzed in collected groundwater samples to evaluate the effectiveness of MNA in support of the natural degradation of site related chlorinated compounds.

The following sections describe the groundwater monitoring activities completed during the Third Quarter event.

2.1 Static Water Level Measurements

On July 20, 2015, static water levels and total well depths were measured in a total of 96 monitoring wells. Monitoring wells were opened to allow water levels to equilibrate to atmospheric conditions prior to their measurement using an electronic water level meter. The instrument was calibrated by the manufacturer prior to its purchase and therefore does not require calibration in the field. The water levels were measured to the nearest 0.01 foot with an accuracy of 0.02 feet per the manufacturer's specification. The water level meter probe and tape (i.e. the only non-dedicated sampling equipment) were decontaminated prior to use at each well by spraying and scrubbing the probe and tape with Alconox detergent mixed with distilled water and then rinsing the probe and tape with distilled water prior to being wiped dry.

The Third Quarter event static water level measurements are presented in Table 3 along with nine previous water level measurements recorded from project wells.

2.2 Monitoring Well Sampling

After static water level measurement activities were completed, low-flow sampling was performed at each well via the use of a peristaltic pump and dedicated polyethylene tubing. The tubing was placed at a depth within the well approximately equal to the midpoint of the well screen. The wells were then purged, via United States Environmental Protection Agency (USEPA) Low Stress (low flow) purging procedures (USEPA, 1996); at a rate generally less than 0.1 liters (L) per minute to minimize the amount of drawdown in the well and to reduce the likelihood of elevated turbidity. Flow rates and drawdown were checked continuously during purging. Purge water was then placed into a container prior to transfer to the onsite water holding tank for ultimate proper disposal.

Water quality parameters were measured via a water quality probe and flow thru cell. Instruments were calibrated daily prior to the start of sampling. All instruments were calibrated at a minimum of once per day. Calibration logs are included as Appendix A. Readings were recorded approximately every five minutes until the parameters stabilized. Stabilization was considered obtained when three consecutive rounds of parameter readings met the following:

- Turbidity: +/- 10% for values greater than 10 NTU, or less than 10 NTU;
- Dissolved Oxygen: +/- 10% for values greater than 0.5 milligrams per liter (mg/L);
- Specific Conductance: +/- 3%;
- Temperature: +/- 1° Celsius;
- pH: within +/- 0.1 standard units; and
- Oxidation Reduction Potential: within +/- 10 millivolts.

Table 4 presents a summary of results for measured field parameters for the 2015 Third Quarter event.

The groundwater samples were obtained by directly filling the laboratory provided sampling bottles from the pump discharge. VOCs were collected in three 40 milliliter (ml) glass vials that contained hydrochloric acid as a preservative per standard procedures. Samples for assessing Quality Assurance/Quality Control (QA/QC) metrics were collected by alternately filling investigative and QA/QC sample bottles for each parameter. VOC sample bottles for both the investigative and the QA/QC sample were completely filled, purged of headspace and sealed. All other samples (i.e. for non VOC analysis) were collected in appropriate bottles as specified by the method and/or laboratory. Hach Test Kits (all verified with valid expiration dates) were used to measure ferrous iron in the field. Groundwater samples for analysis of dissolved hydrogen concentration were collected by the Microseeps gas stripping procedure (2014 Microseeps).

A total of 87 groundwater samples, eight field duplicate samples, three matrix spike/matrix spike duplicate (MS/MSD) samples and five equipment blanks were collected during the 2015 Third Quarter event (i.e. week of July 20). Duplicate samples were taken at a frequency of one duplicate sample per ten groundwater monitoring samples. Duplicate samples were collected from ITMW-10, ITMW-13, ITMW-18, IW-74, MW-33R, MW-41, MW-46R and MW-96.

Because monitoring wells contain dedicated or new tubing, the only equipment transferred and used from well to well is the water level meter used to monitor well water levels during purging and stabilization prior to sampling. Equipment rinsate blanks were collected after each of the six water level meters used during the monitoring event were decontaminated to evaluate field decontamination procedures. Equipment rinsate blanks were collected by pouring ASTM Type II deionized water over the decontaminated water level meter probe and tape into the appropriate sample containers. The rinsate blanks were collected after decontamination procedures at wells MW-55R (EB-01-201507 at 17:00), ITMW-09 (EB-02-201507 at 16:55), MW-58R (EB-03-2010507 at 18:08), MW-85 (EB-06-201507 at 15:30) and MW-86 (EB-07-201507 at 14:30).The preservation and analysis of the equipment rinsate blanks was identical to those of the associated environmental samples.

Sample containers were labeled and packed on ice in insulated coolers before being shipped under chain of custody via overnight courier or FedEx to Pace Analytical Services in Lenexa, Kansas (VOC and MNA parameters), via FedEx to Microseeps in Pittsburg, Pennsylvania and via FedEx to Microbial Insights in Knoxville, Tennessee (Microbial parameters). Chain of custody procedures were followed from the point of sample collection through completion of analysis. The laboratories used infrared thermometers to take sample temperatures upon sample receipt in accordance with USEPA "Manual for the Certification of Laboratories Analyzing Drinking Water" fifth edition.

2.3 Other Site Monitoring Activities

During this quarter, one sample was collected from standing water on the southern boundary of the property located at 1804 Jacobs Avenue at the request of the property owner. Groundwater samples were also collected from MW-173 through MW-181. These wells are screened shallow to assist in evaluating the potential for vapor intrusion from groundwater and as such the data from these wells is further discussed in Attachment B, Third Quarter 2015 Soil Vapor Monitoring and Vapor Intrusion Assessment Report.

Due to slow recovery rates, low-flow sampling techniques were not used at MW-173, MW-174, MW-178, MW-179, MW-180 and MW-181. These wells were purged dry once and were then allowed to recover prior to collection of the sample. The recovery rates and subsequent sampling for the indicated wells were all less than 24 hours. Adequate sample volume was present for all analytical fractions from the wells designated for sampling with the exception of MW-177 for VOC analysis. See Section 3.4 Data Quality Assessment for additional information.

3 Results

The following sections present a discussion of the hydrogeology, analytical methods, the results of the laboratory analyses and an assessment of data quality and usability.

3.1 Hydrogeology

Water levels from 96 wells at the Site were collected during the Third Quarter event (Table 3) as discussed in Section 2.1. These wells were monitored during this event to provide potentiometric information regarding groundwater flow direction at the Site.

The static water level measured in the wells ranged from less than a foot to just over 18 feet below top of the well casing (btwc) during the monitoring event. Figure 1 shows the contours of the groundwater elevations based on the monitoring well static water level measurements completed on July 20, 2015, for this Third Quarter event. Based on the current potentiometric maps generated based upon the third quarter data, the lateral hydraulic gradient, as an indication of the likely direction of groundwater flow, appears to be consistent with historical conditions, including the presence of a groundwater gradient divide that trends east to west just north of the facility building. As illustrated on the figure, the hydraulic gradient is near zero in the area that extends from the western portion of the north parking lot to just north of Jacobs Avenue. North of this point, the hydraulic gradient is directed generally to the north/northeast. South of this flat area, the direction of the hydraulic gradient is to the southeast. East of this flat hydraulic gradient area the general direction of flow is to the northeast.

Groundwater elevations from shallow groundwater wells (MW-173 through MW-177 and MW-181 located along the north side of Jacobs Avenue and MW-178 through MW-180 located immediately south of Ingersoll Avenue) were used to evaluate horizontal gradient. Static water levels along Jacobs Avenue decrease from west to east; from a high of 469.09 feet at MW-177 to a low of 459.92 feet at MW-174. The highest shallow groundwater elevations were measured in MW-178 and MW-180 (471.94 feet and 471.69 feet, respectively). These results suggest that the shallow groundwater horizontal flow gradient mimics the deeper groundwater flow gradient to the east/northeast. The shallow groundwater horizontal flow gradient will continue to be monitored.

Groundwater elevations from shallow groundwater wells (MW-173 through MW-177 and MW-181 located along the north side of Jacobs Avenue and MW-178 through MW-180 located immediately south of Ingersoll Avenue) were also compared to groundwater elevations from nearby deeper monitoring wells to evaluate vertical gradient. MW-175 is located approximately at the midpoint between deeper groundwater monitoring wells MW-46R and MW-56 allowing the comparison of groundwater elevations at MW-175 to the average of the groundwater elevations at MW-46R and MW-56. The vertical gradients are summarized in Table 5. Based on this evaluation, a downward vertical gradient was observed at the two western well groupings (MW-177/MW-70, and MW-178/MW-83), a slight upward gradient to neutral gradient was observed at the two middle well groupings (MW-176/MW-46R and MW-175/MW-46R and MW-56R) and an upward gradient was observed at the eastern most well pairing (MW-174/MW-63). As shown on Figure 1B, the vertical gradients observed during the third quarter sampling event were

consistent with the previous (second quarter) sampling event at the two western well groupings and the eastern-most well grouping. The vertical gradients at the two middle well groupings observed during the third quarter sampling event varied from those observed during the second quarter sampling event.

The observed vertical gradients suggest that there is a downward hydraulic gradient between the silty clayey sand interval and basal transmissive zone to the west that becomes neutral and then upward to the east and that the vertical gradients vary over time. Additionally, some evidence suggests that the shallow zone and the basal transmissive zone are connected hydraulically as indicated by similar horizontal gradients and the presence of TCE contamination in both zones.

3.2 Analytical Methods

Fifty-six groundwater samples were collected from plume boundary wells, onsite wells, offsite wells, and were analyzed for the following parameters in accordance with the indicated laboratory methods:

- VOCs: SW846 5030B/8260B
- Chloroethanol: SW846 8015
- Total Iron: SW846 6010
- Total Manganese: SW846 6010
- Alkalinity: SM 2320B
- Ferric Iron: SM 3500-Fe B#4
- Sulfide: SM 4500-H+B
- Sulfate: EPA 300.0
- Chloride: EPA 300.0
- Ammonia: EPA 350.1
- Nitrate: EPA 353.2
- Nitrite: EPA 353.2
- Total Nitrogen: EPA 353.2
- Carbon Dioxide: SM 4500-CO2 D
- Total Organic Carbon: SM 5310C
- Phosphate: SM 4500P-E
- Volatile Fatty Acids: AM21G
- Methane: AM20GAX
- Ethane: AM20GAX
- Ethene: AM20GAX
- Acetylene: AM20GAX
- Hydrogen: AM20GAX

Thirty-one groundwater samples were collected from the Boys and Girls Club wells, ISCO wells, and shallow wells and were analyzed for the following parameters in accordance with the indicated laboratory methods:

- VOCs: SW846 5030B/8260B

The analytical methods listed above are contained in the USEPA's Test Methods for Evaluating Solid Waste (SW-846 Third Edition, 1983); the American Public Health Association (APHA), American Water Works Association (AWWA) and Water Environment Federation (WEF) Joint Editorial Board's Standard Methods for the Examination of Water and Wastewater (SM 2 First Edition, 2005); and Analysis of Dissolved Methane, Ethane and Ethylene in Groundwater by the laboratory modified AM20GAX Standard Gas Chromatographic Technique published in the RSKSOP-175 SOP that was prepared for the use of the Groundwater Ecosystems Restoration Division of the USEPA.

3.3 Analytical Results

All VOC analytical data from plume boundary wells, onsite wells, and offsite wells were subjected to data validation in accordance with the USEPA Contract Laboratory Program National Functional Guidelines for Superfund Organic Methods Review (June 2008). The laboratory analytical reports for the samples are presented in Appendix B. Summaries of analytical results (i.e. detected compounds) for samples collected during the Third Quarter event are presented in Table 6. This table includes data qualifiers that may have been assigned from validation. A discussion of the field and laboratory analytical results for this event is presented below.

3.3.1 VOC Results

This section presents an evaluation of the VOC data that were collected from the Site during the 2015 Third Quarter event. TCE results for the Third Quarter (July groundwater sampling event) are presented on Figures 2A and 2B.

Plume Boundary Wells

As noted within the RADD, 23 monitoring wells are identified as plume boundary wells (Table 2) at the Site (as designated in December 2013). During this quarter an additional four wells were sampled to assist in the boundary evaluation. These four wells are further discussed below in the northeast corner well section. VOC concentrations were detected above the RADD remedial action levels (RALs) (Table 1) in four of the 23 samples collected from the plume boundary wells. Tabulated VOC concentrations measured in these wells during the 2015 Third Quarter event are presented in Table 6.

Notable results from the third quarter sampling event include:

- ITMW-6 (south plume): 1,1-Dichloroethane concentration of 4.9 micrograms per liter (µg/L) (this result is consistent with historical ranges for ITMW-6 and is lower than the highest concentration of 1,1-dichloroethane in October 2013 at 6.7 µg/L);
- MW-36R (north plume): Bromomethane concentration of 51.6 µg/L; and
- MW-61R and MW-63R (north plume): TCE concentrations of 14.7 and 5.6 µg/L, respectively (an in-situ chemical reduction (ISCR) pilot test commenced at MW-61R in October 2015).

The highest concentration of TCE in a boundary well at 14.7 µg/L in this third quarter event was detected in the sample from MW-61R located south of Jacobs Avenue. An in-situ chemical reduction (ISCR) pilot test commenced at MW-61R in October 2015. The second highest concentration of TCE in a boundary well was identified at MW-63R with a result of 5.6 µg/L. This result is lower than historical TCE concentrations in this well. In 2006, a result of 11.6 µg/L was detected at MW-63.

TCE concentrations continue to remain above the RAL at MW-61 and a down-gradient well was proposed in the Response to ADEQ's Comments on the Second Quarter Progress Report dated October 22, 2014. This down-gradient well was installed during the week of September 14, 2015. The new well, labeled MW-193, has been installed just north of the northeast corner of Jenny Lind Road and Brazil Avenue and was sampled during the Fourth Quarter 2015 Groundwater Monitoring completed the week of October 5, 2015.

Consistent with historical analytical results for the Site, all other wells designated in the RADD in plume boundary well VOC results were reported as non-detect or at concentrations less than RALs.

Offsite Wells

In accordance with the RADD, 12 monitoring wells are identified as offsite wells (Table 2). The offsite wells include those installed at offsite properties to the north and northeast of the Whirlpool northern property boundary that are not otherwise identified as plume boundary wells. Tabulated VOC concentrations measured in the 12 offsite monitoring wells during the 2015 third quarter event are presented in Table 6. An additional two monitoring wells were sampled during this quarter to assist in evaluating offsite wells.

During the third quarter event, the highest concentration of TCE detected in groundwater samples from the offsite wells was 460 µg/L collected from MW-46R. This data is nominally less than the TCE concentration identified at MW-46R of 482 µg/L in April of 2015. Since 2011/early 2012 TCE concentrations at MW-46R have been trending downward from a high of 680 µg/L in both 2011 and early 2012, to late 2012 through the current concentration of 460 µg/L.

TCE concentrations at MW-41/MW-41R have also been trending downward. While historically TCE levels fluctuated from quarter to quarter, since October 2012 with a resulting TCE concentration of 620 µg/L, levels have continued a fairly steady decrease to the second quarter concentration of 386 µg/L. The current TCE concentration as of July 2015 in MW-41 is 43 µg/L.

Onsite Wells

In accordance with the RADD, 21 monitoring wells are identified as onsite wells (Table 2). Onsite wells designated by the RADD do not include wells identified as plume boundary wells that are located onsite. Wells identified as onsite wells include five wells north of Ingersoll Avenue (MW-34R, MW-35R, MW-38R, MW-65 and IW-80); however, the former portion of the Whirlpool property north of Ingersoll Avenue was donated to the City of Fort Smith for the right of way for Ingersoll Avenue. Two additional wells identified as on-site wells (MW-32R and MW-

33R) are located south of Ingersoll Avenue and north of the Whirlpool northern property fence line but still located on property owned by Whirlpool Corporation. The remaining onsite wells identified in the RADD are associated with the south plume and are located along the perimeter of the former Whirlpool manufacturing facility, within the source area, or south of the source area which includes wells immediately adjacent to the Whirlpool manufacturing building. During this quarter an additional 15 monitoring wells were sampled to assist in the evaluation of onsite concentrations. Tabulated VOC concentrations measured in onsite wells during the third quarter event are presented in Table 6.

VOCs were detected above the RADD RALs in 32 of the 36 groundwater samples collected from onsite wells. Parameters exceeding RALs include: TCE in all onsite wells (except for ITMW-14, MW-34R, MW-84, MW-88, and MW-90), bromomethane in three wells, 1,1-dichloroethane (1,1-DCA) in four wells, 1,1-dichloroethene (1,1-DCE) in five wells, 1,2-dichloroethane (1,2-DCA) in one well, cis-1,2-dichloroethene (cis-1,2-DCE) in seven wells, trans-1,2-dichloroethene (trans-1,2-DCE) in one well, methylene chloride in two wells, 1,1,2,2-tetrachloroethane (1,1,2,2-TCA) in eight wells, tetrachloroethene (PCE) in five wells, 1,1,1-trichloroethane in one well, 1,1,2-trichloroethane in one well, and vinyl chloride (VC) in five wells.

During the 2015 third quarter event, the maximum onsite TCE concentration measured was 39,800 µg/L at MW-25. During the last quarter, MW-86 contained the highest concentration of TCE from the onsite wells (MW-86 is located in the linear drainage feature and less than 25 feet east of MW-25). During the third quarter event, the TCE concentration in MW-25 is over 85 percent lower than the highest concentration of 270,000 µg/L in September 2011. The third quarter TCE concentration in MW-86 (65,100 µg/L) is almost 88 percent lower than the highest concentration of 533,000 µg/L in May 2014. These results further document the successful ISCO remediation events performed at the site.

The concentration of the daughter products (cis-1,2-DCE and 1,1-DCE) are also highest in the wells in the source area and immediately surrounding the source area. The highest concentration of VC continues to be detected at MW-38.

Figures 3 and 4 depict trends in TCE concentration at select onsite wells. Figure 3 depicts TCE concentrations at ITMW-17, ITMW-19 and MW-25 over time on a logarithmic scale. The linear trend for TCE concentration is generally stable to decreasing at these three wells. Figure 4 depicts TCE concentrations at the northern onsite wells (MW-33/MW-33R, MW-34/MW-34R and MW-35R along Ingersoll Avenue) over time on a logarithmic scale. The concentration results for MW-34R and MW-35R exhibit stable to decreasing linear trends. The July 2015 TCE concentration from MW-34R (3.5 µg/L) is the lowest concentration measured at this well since monitoring began in 2001. MW-33/MW-33R has shown fluctuation in TCE concentrations over time; however, the current TCE result of 488 µg/L (MW-33R) is much less than the maximum detected concentration of 1,700 µg/L, measured in September of 2007.

Figure 5 depicts TCE and cis-1,2-DCE trends at MW-25 over time. The trend line for TCE shows a stable to slightly decreasing trend whereas the trend for cis-1,2-DCE is increasing.

Northeast Corner Wells

As discussed in the Northeast Corner Investigation Report (dated December 8, 2014), wells were installed at the northeast corner of the Whirlpool property and on the Boys and Girls Club property. These wells (MW-87 through MW-91 and MW-96 through MW-99) were installed to identify and delineate TCE impacts at or near the northeast corner of the Site. Analytical results from these wells are included in Table 6. As stated in the Response to ADEQ Correspondence Dated August 3, 2015 regarding the First Quarter 2015 Progress Report, these wells will be sampled for VOCs and MNA parameters during the fourth quarter 2015 sampling event and subsequent quarters subject to any future ADEQ-approved changes.

During the third quarter event, samples were collected from these wells as shown on Figure 2A and the samples were analyzed for VOCs. Wells MW-97 through MW-99, located on the Boys and Girls Club property, did not contain detected levels of any VOCs (presented as Plume Boundary Wells in Table 6). MW-88 and MW-90 are located north of the manufacturing building northeast corner (presented within onsite wells in Table 6). MW-88 did not contain detectable levels of VOCs and MW-90 had a TCE value of 0.38J. MW-89 (presented within onsite wells in Table 6) contained TCE at concentration of 14.5 µg/L which is comparable with the level identified during the initial northeast corner investigation in June 2014. The TCE concentrations in MW-87 and MW-91 have primarily increased during the quarterly monitoring events completed with concentrations ranging from 564 µg/L to 758 µg/L and 234 µg/L to 438 µg/L, respectively. However the TCE concentration during July 2015 at MW-87 was the same as the second quarter and the TCE concentration at MW-91 during the third quarter was lower than the second quarter. TCE concentrations in MW-96 through MW-99 on the Boys and Girls Club property are below detection limits.

3.3.2 MNA Results

In accordance with the RADD, 55 monitoring wells are noted as plume boundary, onsite, or offsite wells which are monitored for natural attenuation parameters. During the third quarter event, 31 additional wells (not listed in the RADD) were monitored for field natural attenuation parameters. These additional wells were not monitored for laboratory MNA parameters. Tabulated results are presented in Table 6.

This section presents the natural attenuation data collected from the Site during the 2015 third quarter event.

The USEPA documents “Technical Protocol for Evaluating Natural Attenuation of Chlorinated Solvents in Groundwater” (USEPA, 1998) and “An Approach for Evaluating the Progress of Natural Attenuation in Groundwater” (USEPA, 2011) provides a framework for presenting the lines of evidence that natural attenuation of chlorinated solvents is occurring. The three recognized lines of evidence identified by USEPA include:

- Historical groundwater and/or soil chemistry data that demonstrate a trend of decreasing contaminant mass and/or concentration over time (USEPA, 1998);

- Hydrogeologic and geochemical data that can be used to establish indirectly the type(s) of natural attenuation processes occurring at the site and the rate at which the processes will reduce contaminant concentrations (USEPA, 1998); and
- Data from field or microcosm studies which directly demonstrate the occurrence of a specific natural attenuation process at the site and its capacity to degrade the contaminants of concern (USEPA, 1998).

The MNA assessment evaluates predominant electron acceptors, the variability of these electron acceptors, major nutrients, general groundwater quality, key microbial population and enzyme activities, and dissolved gasses. The assessment uses this data to determine the types of organisms that will be able to effectively flourish in the aquifer, how the geochemistry and chemistry of the aquifer impacts MNA processes, how the indigenous microbial population is being supported, the availability of microbial populations, and the presence of reductive dechlorination occurring in the aquifer.

3.3.2.1 Chemical Lines of Evidence

The occurrence and progress of natural attention in reducing COC concentrations is provided by evaluating the presence and effectiveness of the transformation pathways for chlorinated ethenes. Chlorinated ethenes are degraded by both biological and abiotic (non-biological) mechanisms. The graphic below shows the biological (anaerobic) and abiotic transformation pathways for chlorinated ethenes. This graphic does not include other chemically induced aerobic (e.g. ISCO) and anaerobic (e.g. zero valent iron) pathways that can promote degradation of chlorinated compounds.

Abiotic and Biotic Pathways for Chlorinated Ethenes and Ethane

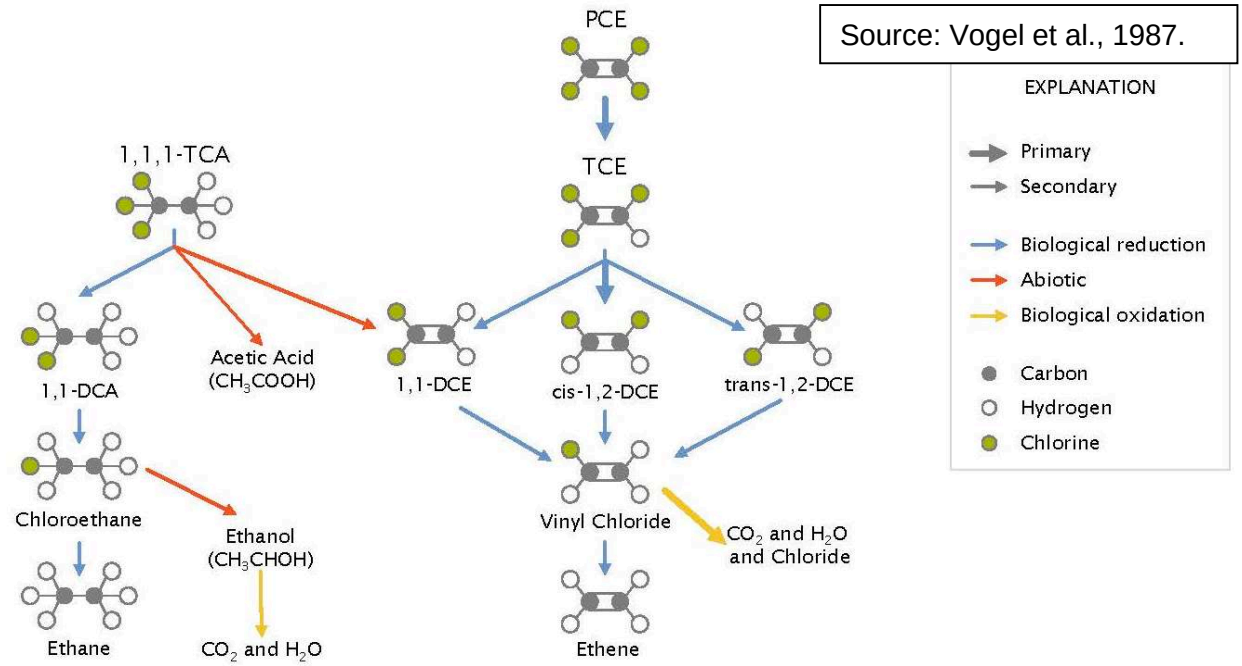

Table 6 presents a summary of analytical results for VOCs in groundwater. These data provide lines of evidence that natural attenuation of TCE is continuing to occur via biological mechanisms in both onsite and offsite groundwater. Groundwater sample results continue to show elevated levels of cis-1,2-DCE in Site monitoring wells, as well as the presence of VC in 31 of the wells monitored. Table 6 also includes the laboratory MNA analytical results and the microbial data. Table 7 presents a summary of specific MNA parameters with time.

Sampling MNA parameters at locations where TCE is below 5 µg/L does not provide valuable data when evaluating MNA processes. When TCE concentrations are below 5 µg/L the remedial action level (Maximum Contaminant Level (MCL)) has already been achieved and due to the low concentration further significant reduction in contaminants is not expected within a rapid timeframe. Also in areas where VOC concentrations are at very low levels, we're unlikely to observe microbial populations, genes, and other indicator parameters necessary to demonstrate biodegradation of chlorinated VOCs.

3.3.2.2 Geochemical Lines of Evidence

Evidence of the occurrence and progress of natural attenuation in reducing COC concentrations is provided by evaluating geochemical parameters along with the results of conventional chemical and microbial analyses. The detection of cis-1,2-DCE in groundwater samples from this Site is evidence that conditions likely are favorable for active reductive dechlorination processes. Key parameters used to assess the progress of reductive dechlorination include: temperature, concentration or presence of electron acceptors (dissolved oxygen, nitrate, iron, manganese and sulfate), presence and amount of nutrients (e.g. concentrations of nitrogen and phosphorus), bioavailable carbon source to sustain microbial population, concentrations of COCs and pH.

Tables 4 and 6 present the groundwater field parameters and MNA analytical and microbial results for the third quarter event. A summary of the key items on Tables 4 and 6 are discussed below:

- The groundwater during this quarter was generally considered to be under bulk aerobic conditions, with 56 out of 87 wells showing dissolved oxygen (DO) concentrations greater than 1 mg/L. However, 12 wells displayed microaerophilic conditions with DO less than 2.0 mg/L and another 41 wells displayed anaerobic conditions. DO levels were low in both the northern and southern plumes. Elevated DO levels were observed in some areas that had been exposed to in situ chemical oxidation (ISCO) injections.
- The ORP of the groundwater samples ranged from a low of -200.1 millivolts (mV) in ITMW-10 to a high of 729.9 mV in IW-72 (purged groundwater exhibited a dark pink color presumably due to ISCO injections in this area in 2009). IW-72 has exhibited the highest ORP measurements during the last year of monitoring. In general, the ORP levels were less than 500 mV in most of the Site monitoring wells, which indicate that the groundwater is under manganese reducing to sulfate reducing conditions.

- In general the northern and southern plumes are under anaerobic to microaerophilic conditions. However, when ISCO was applied there was a localized increase in the DO and ORP levels. ISCO injections tend to increase ORP, conductivity, and dissolved oxygen levels.
- The pH of the groundwater ranged from a low of 4.5 in ITMW-15 to a high of 12.19 in MW-75.
- The alkalinity of the groundwater is relatively low with many of the groundwater samples showing total or bicarbonate alkalinity concentrations less than 100 mg/L. However, there were fifteen wells that showed total alkalinity equal to or greater than 100 mg/L including MW-35R, MW-38, ITMW-6, IW-72, MW-41R, MW-50R, MW-56R, MW-57R, MW-60R, MW-61R, MW-65, MW-66, MW-67R, IW-77, and IW-80. The relatively low alkalinity concentrations in some parts of the plume indicate that the groundwater does not have significant natural buffering capacity in these areas.
- In general, pH levels are in the range of 5 to 6; however, the pH is affected by ISCO injections for approximately one year. Similar to pH results, the alkalinity also increased in the northern wells impacted by the ISCO injection. Source area wells have not shown a significant change in alkalinity.
- The temperature of the groundwater ranged from about 20.85° to 27.65° Celsius, with the majority of the temperatures around 22-26º Celsius, which is a range that is conducive to most microbes in groundwater.
- The major competing electron acceptors nitrate, manganese, iron and sulfate were evaluated in Site groundwater samples (Table 6). Nitrate levels were generally present at less than 1 mg/L in most of the monitoring wells. ITMW-6 and ITMW-9, showed elevated levels of nitrate at 24.2 mg/L and 24.5 mg/L, respectively. Manganese concentrations ranged from 0.0025 mg/L in ITMW-18 to 15.94 mg/L in MW-41R. The majority of the wells showed manganese concentrations less than 1 mg/L. Total iron was present in all of the groundwater samples at 10 mg/l or less, with the exception of MW-67R. These results are consistent with the low levels of ferrous iron measured in groundwater (<4 mg/L). MW-41R showed total iron and ferrous iron concentrations at 5.46 mg/L and 3.30 mg/L, respectively, indicating iron reducing conditions are present in the area around this well. Likewise, MW-31R also displayed iron reducing conditions with the total iron and ferrous iron levels at 2.08 mg/L and 1.72 mg/L, respectively. Sulfate concentrations were generally less than 100 mg/L with the exception of IW-76, IW-77, MW-25, MW-32R, MW-33R, MW-34R, MW-35R, MW-36R, MW-57R, MW-65, ITMW-11, ITMW-12, ITMW-17, ITMW-18, and ITMW-19. The wells with elevated sulfate levels were likely impacted by ISCO injection. Both the northern and southern plumes displayed low levels of total iron and manganese in the groundwater, which appears to represent background levels in the groundwater. These levels were even lower in wells impacted by ISCO in the northern plume. However, the iron and manganese concentrations remained fairly consistent throughout the seven quarterly sampling events. Throughout the last seven quarters of monitoring, sulfate, nitrate, and manganese concentrations have generally been stable. Of these compounds, sulfate concentrations were most significantly impacted by ISCO injections.

- The dissolved hydrogen concentrations ranged from 1.9 nanomolar (nM) in eight wells to 330 nM in ITMW-18. The majority of the wells displayed dissolved hydrogen concentrations in a range of 1.9 to 7.2 nM, which indicates that the majority of the plume is under sulfate reducing to methanogenic conditions. Dissolved gasses methane, ethane, and ethene were present in low levels at the site. Ethene levels remained similar to second quarter 2015, with the exception of a significant increase in the following wells: MW-38, MW-60R, MW-61R and MW-41R. The significant increase in ethene levels in MW-38 corresponded to elevated levels of DHC and BAV1 vinyl chloride reductase in this well.
- TOC levels ranged from less than 1 mg/L to a high of 8.6 mg/L in ITMW-4. Similar to the previous quarters more than 80 percent of the groundwater samples displayed TOC levels less than 2 mg/L. Methane, ethane and ethene were detected at low concentrations or were non-detect in groundwater samples throughout the Site (Table 6). These results are likely due to low levels of TOC present in the groundwater, which may be inhibiting bacterial growth.
- Major nutrients, ammonia and phosphate, were evaluated in groundwater and the results in Table 6 indicate that the groundwater contains non-detectable levels of ammonia (< 0.10 mg/L), with the exception of ITMW-4 (0.28 mg/L), , ITMW-7 (0.3 mg/L), ITMW-11 (0.39 mg/L), ITMW-15 (0.15 mg/L), ITMW-17 (0.2 mg/L), ITMW-18 (0.8 mg/L), ITMW-19 (3.5 mg/L), IW-77 (0.55 mg/L), IW-80 (0.12 mg/L MW-25 (0.44 mg/L), MW-65 (0.55 mg/L), and MW-35R (1.6 mg/L). Phosphate was detected at concentrations ranging from non-detect (< 0.03 mg/L) to a high of 2.0 mg/L in MW-35R, which indicates that phosphate is present in non-limiting concentrations to the indigenous microbial community in some areas of the Site groundwater. Average nutrient levels, including ammonia, nitrate, nitrite, and total phosphate have displayed relatively consistent results. In general nitrate levels are slightly higher in the southern plume, which may be inhibiting the DHC population. Ammonia and phosphate levels are more elevated in the northern plume than the southern plume which may indicate that key nutrients (nitrogen and phosphorus) may be limiting the microbial population including DHC in the southern plume.
- There are several parameters that have shown non-detect values over the past 7 quarters including volatile fatty acids (lactic acid, propionic acid, butyric acid, pyruvic acid, and acetic acid), sulfide, and 2-chloroethanol. However, during the third quarter sampling event, acetic acid was detected at 7.7 mg/L in MW-41R and in addition, 10 ug/L ethene was also detected in this well.

3.3.2.3 Microbial Lines of Evidence

Table 6 provides the microbial results for the groundwater samples which were evaluated using standard groundwater analytical protocols. Table 6 includes the results for the genus DHC, the functional genes, tceA reductase (tceA), BAV1 VC reductase (BVC) and VC reductase (VCR). Similar to the 2014 and first two quarters of 2015 sampling results, the DHC microbial population was detected at elevated levels in MW-38 (9,510 cells/mL); a location that is relatively close to the source area. Likewise, the BVC gene was also detected at elevated levels

(6,050 cells/mL) in MW-38, which indicates the potential for complete reductive dechlorination in this area. In addition to MW-38, IW-73 and IW-74 showed elevated levels of DHC (702 and 2,400 cells/mL, respectively) and BVC gene (122 and 495 cells/mL, respectively). Table 7 provides a summary of microbial analysis for the quarterly events in 2014 and 2015.

The bulk of the microbial population is located within the source area and the peak occurred in between the second and third ISCO injection events in May and October 2014 during the August 2014 monitoring event. To date the highest population of DHC has been identified at MW-38. Pre-ISCO application the population was approximately 50,000 cells/mL. The population peaked at almost 150,000 cells/mL in August 2014, and has since declined to approximately 6,000 cells/mL. In general the DHC population has declined since the last ISCO injection which is to be expected given the oxidative conditions which inhibit the growth and sustainability of DHC. However various field studies have shown that DHC populations can rebound to native levels within a relatively short time period (Sutton et al., 2011).

The chemical, geochemical and microbial data from the third quarter event are similar to the quarterly monitoring events in 2014 and first two quarters 2015. The chlorinated volatile organic compounds (cVOC) results demonstrate that reductive dechlorination is occurring in various locations of the plume.

The higher levels of TOC and ethene have been consistently observed in MW-38, which indicate that there is bioavailable organic carbon in this area that is supporting the indigenous microbial population of DHC and contributing to complete reductive dechlorination of cVOCs in groundwater. The lower levels of reductive dechlorination observed in the southern plume is likely due to the low levels of TOC observed in various locations throughout the plume and the elevated DO levels.

3.4 Data Quality Assessment

All field and analytical data were reviewed by Ramboll Environ. Validation findings are summarized below. Detailed validation reports are included in Appendix C.

3.4.1 Field Data

Field data were collected and validated according to the RADD, Work Plan and associated SOPs and USEPA Contract Laboratory Program National Functional Guidelines for Superfund Organic Methods Review (June 2008). The field data and documentation were evaluated against the following criteria, as appropriate:

- Samples were collected at the specified locations identified in the RADD;
- Field instrumentation calibration and quality assurance/quality control (QA/QC) checks on equipment were conducted on a daily basis, prior to field work; and
- Sample documentation protocol and chain-of-custody protocols were followed per Ramboll Environ Field Procedures.

3.4.2 Laboratory Analytical Data

All VOC (SW846 5030B/8260B) analytical results for the 56 RADD plume boundary, onsite, and offsite wells received data validation by a Ramboll Environ Project Chemist. During the data validation process, data validation qualifiers were assigned to the results per USEPA Contract Laboratory Program National Functional Guidelines for Superfund Organic Methods Review (June 2008), as necessary, to indicate potential limitation on use of the data. In addition, data qualifier codes were added to the results to indicate the reason(s) for qualification and the associated bias direction, if discernible.

The following sections provide a summary of the data validation results.

General Usability Assessment

The laboratory data packages for VOC analysis received from PACE Analytical Services were paginated, complete and overall of good quality. The data packages submitted contained modified level II data packages for data validation.

The data quality for VOCs was generally acceptable. A number of analytes were qualified as non-detect due to method, equipment and trip blank contamination. This contamination generally originates from carry over on the instrument, from common laboratory contaminants used in the laboratory and from cross contamination during shipping and storage of samples.

The overall quality of analytical data is inferred from the quantitative and qualitative data quality indicators of reporting limits, accuracy, precision, completeness, representativeness and comparability. A general overall assessment of each of the data quality assurance objectives is provided below:

- **Reporting Limits.** The minimum reporting limits required were attained on undiluted samples with the exception of 1,3-dichloropropene and 1,1,2,2-tetrachloroethene. The laboratory instrument used for USEPA Method 8260B cannot be calibrated to detect 1,3-dichloropropene at a RAL of 0.41 µg/L or 1,1,2,2-tetrachloroethene at a RAL of 0.066 µg/L as prescribed by the RADD. The method detection limit (MDL) for 1,3-dichloropropene at 0.14 µg/L was below the RAL whereas the MDL for 1,1,2,2-tetrachloroethene was 0.15 µg/L which is above the RAL listed in the RADD. ADEQ was informed of the limitations of the laboratory instrument in March 2014.

  Elevated target analyte concentrations necessitated dilutions for several samples. In such instances, the reviewer selected the result for each target analyte, corresponding to the analysis run with the least dilution. All other analytes were reported from the undiluted analysis if applicable. Results below the reporting limit (RL) were flagged by the laboratory if above the MDL. To reflect the uncertainty associated with values reported between the MDL and RL, these results were qualified as estimated (“J”).

- **Precision.** The MS/MSD relative percent difference (RPD) results for VOCs and the field duplicate RPD VOC results satisfied applicable precision criteria with the exception of chloromethane from well MW-28 showed slightly low precision performance. All field duplicate results had calculated RPDs less than 30% for all aqueous samples, indicating

adequate and reproducible field and laboratory collection and analytical techniques. Laboratory dilution calculations were reviewed and were determined to be accurate. The more conservative (higher) concentrations were reported in tabular form and are used for the purpose of site evaluation.

- **Accuracy.** Accuracy is a measure of bias in a measurement system. The closer the value of the measurement agrees with the true value, the more accurate the measurement. This was expressed as the percent recovery of LCSs, MS/MSDs and surrogates. Surrogate spike recoveries, MS/MSD results and LCS results for constituents of concern satisfied the applicable evaluation criteria for accuracy, which indicates that overall accuracy with respect to the analytical system and to the site specific matrix can be considered acceptable. While several recoveries were outside of acceptable criteria, these recoveries were not severe enough to impact the usability of the data and qualification of data was not required.
- **Completeness.** Completeness is a measure of the number of valid measurements obtained in relation to the total number of measurements planned. Completeness is expressed as the percentage of valid or usable measurements to planned measurements. No data were rejected during the validation process. As such, the completeness for the 2015 third quarter event is 100%.
- **Representativeness.** Representativeness is a qualitative parameter which expresses the degree to which sample data accurately and precisely represents a characteristic of a population, parameter variations at a sampling point, or an environmental condition. The agreement between the field duplicate results was used to assess representativeness. The general agreement between the field duplicate results is considered to indicate that the samples collected are adequately representative of the medium sampled.
- **Comparability.** In essence, comparability was maintained by consistency in sampling conditions, selection of sampling procedures, sample preservation methods, analytical methods and data reporting units.

4 Plume Stability

This section includes discussion of trends for individual wells, trends for groups of wells, plume boundaries and concentration versus time plots. The discussion and assessment of the plume is based upon a macro-analysis of the entire plume versus a single well analysis to categorize the plume stability. Individual wells will exhibit variability and fluctuations that will influence plume boundaries in any given quarter. The macro-analysis of the entire data set minimizes the over weighting of any particular well or data set from a well. Monitoring wells installed after the RADD was issued by ADEQ in December 2013 are only included in this analysis if they have been sampled a sufficient number of times to establish temporal trends (statistical trend analysis typically requires data from at least four sampling events).

Table 8 presents a historical summary of TCE and degradation products, cis-1,2-DCE and VC, concentrations in groundwater samples. These values are used for the analysis of trends described in the remainder of this section. For purposes of the following discussion, the 68 wells at the Site at the time the RADD was issued by ADEQ and 16 monitoring wells installed in 2014 have been categorized as those located in the northern plume (generally MW-24 and wells to the north characterized by groundwater gradient towards the north-northeast), those located in the northeast corner plume (generally northeast of MW-22 characterized by hydraulic gradient to the northeast), those located in the southern plume (generally south of MW-24 characterized by groundwater gradient towards the south-southeast) and source area wells, a subset of the southern plume wells, located near the northwestern corner of the Whirlpool manufacturing building characterized by TCE concentrations greater than 1,000 µg/L. Monitoring wells MW-96 through MW-99 located on Boys and Girls Club property are included in the plume stability evaluation for the first time this quarter.

4.1 Lines of Evidence

Several analytical tools or “lines of evidence” were used to evaluate plume stability conditions including:

- **Statistical Methods**. Mann-Kendall nonparametric test (Gilbert, 1987; USEPA, 2000) to calculate the temporal trend in individual well analyte concentrations over time.
- **Isoconcentration Maps.** Qualitative method to evaluate temporal trends by comparing representations of plume concentration and extent for certain periods over the duration of monitoring.
- **Time vs. Concentration Plots.** Qualitative method to evaluate temporal trends in constituent concentration for individual wells and for representative concentration of overall plume (mean). The plots also include exponential regression lines to aid the analysis of temporal trends.

4.1.1 Statistical Analysis of Temporal Trends

The Mann-Kendall test (Gilbert, 1987) is a non-parametric test for linear trend, based on the idea that a lack of trend would be represented by a time series plot fluctuating randomly about a

constant mean level, with no visually apparent upward or downward pattern. Because Mann-Kendall is a non-parametric test, it is not dependent upon the magnitude of data, the distribution of the data (does not have to have a normal distribution), missing data from a particular sampling event, or irregularly spaced monitoring events. Mann-Kendall assesses whether a time-ordered data set exhibits an increasing or decreasing trend, at a predetermined level of significance.

The Mann-Kendall statistic is computed by looking at all possible pairs of measurements in the data set and scoring each pair as follows:

- An earlier value lower in magnitude than a later one is assigned a value of 1;
- An earlier value higher in magnitude than a later sample is assigned a value of –1; and
- Two identical values are assigned 0.

The scores from all of the pairs are added together to get the Mann-Kendall statistic (S), a positive value of S indicates that a majority of the differences between earlier and later measurements are positive, which suggests an increasing trend over time. Conversely, a negative value for S implies that a majority of the differences between earlier and later values are negative, indicating a decreasing trend. A value near zero indicates a roughly equal number of positive and negative results. This indicates the values have randomly fluctuated around a constant mean with no apparent trend. If the Mann-Kendall test indicates that there is not a statistically significant trend a second test, coefficient of variation (COV), is performed to determine if the trend is stable (COV is less than 1, little variation above and below the mean value) or if no trend exists (COV is greater than 1, high variation above and below the mean value).

The applicable outcomes of the temporal trend analysis are as follows:

- **Increasing**. Statistically significant increasing trend for concentrations (>90% confidence);
- **Stable.** No statistically significant trend for concentrations along with low variability for results (coefficient of variance <1);
- **No Trend**. No statistically significant trend for concentrations along with high variability for results (coefficient of variance >1);
- **Decreasing**. Statistically significant decreasing trend for concentrations (>90% confidence);
- **<PQL (Practical Quantitation Limit).** All sample results have a “J” qualifier (estimated result greater than the method detection limit but less than the reporting limit) or a mixture of non-detects and results with “J” qualifiers; and
- **Not Detected (ND).** Constituent has not been detected at the well during the time period analyzed.

The trend analysis performed for groundwater concentrations from 2009 (when installation of the last of the current wells used for monitoring in accordance with the RADD was complete) through third quarter 2015 are summarized in Tables 9 and 10. Two wells, MW-42B and MW-43, were abandoned in 2014 and no statistical evaluation was performed for these wells. The

following is the list of wells in each category (this list is only presented for evaluation of plume stability):

- **Northern Plume Wells (43 wells)**. MW-23, MW-24, MW-27, MW-28, MW-31/31R, MW-32/32R, MW-33/33R, MW-34/34R, MW-35R, MW-36/36R, MW-39/39R, MW-40/40R, MW-41/41R, MW-46R, MW-50, MW-55/55R, MW-56/56R, MW-57/57R, MW-58/58R, MW-60, MW-61, MW-62/62R, MW-63/63R, MW-65, MW-66, MW-67/67R, MW-68, RW-69, MW-70, MW-71, IW-72, IW-73, IW-74, IW-75, IW-76, IW-77, IW-78, IW-79, IW-80, MW-81, MW-82, MW-83 and MW-84.
- **Northeast Corner Wells (9 wells).** MW-87, MW-88, MW-89, MW-90, MW-91, MW-96, MW-97, MW-98 and MW-99.
- **Southern Plume Wells (34 wells)**. ITMW-1, ITMW-2, ITMW-3, ITMW-4, ITMW-5, ITMW-6, ITMW-7, ITMW-9, ITMW-10, ITMW-11, ITMW-12, ITMW-13, ITMW-14, ITMW-15, ITMW-16, ITMW-17, ITMW-18, ITMW-19, ITMW-20, ITMW-21, MW-22, MW-25, MW-26, MW-29, MW-30, MW-37, MW 38, MW-85, MW-86, MW-92, MW-93, MW-94, MW-95 and MW-172 (MW-182 exists in the south plume but we do not have a sufficient data set to assess trend analysis).
- **Source Area Wells (16 wells)**. ITMW-11, ITMW-12, ITMW-15, ITMW-17, ITMW-18, ITMW-19, MW-25, MW-37, MW-38, MW-85, MW-86, MW-92, MW-93, MW-94, MW-95 and MW-172.

Contaminant concentration trends as established during the third quarter event are summarized below:

- **Northern Plume Wells (43 wells).** The Mann-Kendall trend analysis utilizes data from all wells associated with the July 2015 groundwater monitoring event for the northern plume (Table 9) (temporal trend analysis relies upon previous data from four of the 43 wells in the northern plume). As described in more detail below, our determination that a majority of the wells exhibit little or no TCE or a decreasing or stable TCE concentration trend is based on the fact that 83% (36 of 43 wells) of these wells exhibit either little or no TCE or a decreasing or stable TCE concentration trend.

  The trend analysis for the 43 wells associated with monitoring the northern plume indicates the following:

  - Ten wells exhibit a stable trend for TCE concentrations:
  - Sixteen wells exhibit a decreasing trend for TCE concentrations;
  - Seven wells exhibit no trend regarding TCE concentrations (TCE concentrations in six of these wells consisting of MW-27, MW-31/31R, MW-36/36R, MW-39/39R, MW-68 and IW-75 have been non-detect or less than 1 µg/L since October 2012. TCE concentrations at the seventh well with no trend, MW-82, have decreased significantly following the second ISCO injection event in May 2014 (concentrations decreased at MW-82 from 285 µg/L in May 2014 prior to injection to 5.3 µg/L in July 2015).

- Four wells exhibit TCE concentrations below detection limits or below reporting limits; and
- Six wells exhibit an increasing trend for TCE concentrations.

TCE concentrations in ten of the 43 northern plume wells (23%) have been non-detect or less than 1 µg/L since October 2012 and 26 of the 43 wells (60%) have exhibited decreasing or stable trends; therefore, 36 of the 43 northern plume wells (83%) exhibit either little or no TCE or a decreasing or stable TCE concentration trend. We believe that this supports our plume stability conclusions.

In addition, Table 11 indicates that the average TCE concentration for wells in the northern plume decreased from 384 µg/L in April 2009 to 139 µg/L in July 2015.

As noted, TCE concentration trends are increasing in six of 43 (14%) of the wells (MW-55/55R, MW-56/56R, MW-57/57R, MW-61/61R, MW-66 and MW-67/67R). Further, of the six wells located in the northern plume with increasing TCE concentration trends:

- Three wells (MW-56R, MW-66 and MW-67R) had concentrations during the 2015 third quarter that were within historical ranges of detected values;
- MW-61R had a concentration exceeding the historical maximum concentration (14.7 µg/L versus 10.9 µg/L) (an in-situ chemical reduction (ISCR) pilot test commenced at MW-61R in October 2015);
- MW-57R had a concentration exceeding the historical maximum concentration (409 µg/L versus 308 µg/L); and
- MW-55 has not been sampled since October 2013 because access has not been granted by the property owner (the property owner provided access since the April monitoring event; therefore, MW-55 has been replaced with new well MW-55R), but exhibited a TCE concentration of 8.2 µg/L which is lower than the 13 µg/L when sampled in October 2013.

- **Northeast Corner Wells (nine wells).** The five wells located on Whirlpool property in the area of the northeast corner plume have been sampled five times between June 2014 and July2015 and four wells located on Boys & Girls Club property further to the northeast have been sampled four times between October 2014 and July 2015. This allows for statistical analysis of temporal trends over this approximate one year period but does not allow for the interpretation of long-term temporal trends in these wells. The overall TCE concentration trends are increasing in MW-87 and MW-91 with concentrations ranging from 564 µg/L to 758 µg/L and 234 µg/L to 438 µg/L, respectively. The TCE concentration at MW-87 in the third quarter was the same as in April 2015 and the TCE concentration in MW-91 decreased from 438 µg/L in April 2015 to 411 µg/L in July 2015. TCE concentrations in MW-96 through MW-99 on the Boys & Girls Club property are below detection limits (i.e. less than 0.17 µg/L).
- **Southern Plume Wells (34 wells).** As described in more detail below, our determination that a majority of the wells exhibit little or no TCE or a decreasing or stable TCE concentration trend is based on the fact that that 30 of 34 (88%) southern wells exhibit either little or no TCE or a decreasing or stable TCE concentration trend. The trend

analysis for the 34 wells associated with monitoring the southern plume indicates the following:

- Nine wells exhibit a stable trend for TCE concentrations.
- Fifteen wells exhibit a decreasing trend for TCE concentrations.
- Four wells exhibit no trend regarding TCE concentrations (TCE concentrations at three of these wells, consisting of ITMW-16, ITMW-20 and MW-26, have been non-detect or less than 1 µg/L since October 2011). TCE concentrations at the fourth well with no trend, MW-85, have decreased significantly following the third ISCO injection event in late October and early November 2014 (concentrations decreased at MW-85 from 5,820 µg/L in October 2014 prior to injection to 132 µg/L in July 2015, which is the lowest TCE concentration ever measured at this well). This TCE concentration reduction at MW-85 since October 2014 does not constitute a trend reduction based upon the Mann Kendal test.
- Three wells exhibit TCE concentrations below PQLs.
- Three wells (ITMW-6 and ITMW-10 located south of the former manufacturing building and MW-38 located immediately north of Area 1) exhibit an increasing trend for TCE concentrations. MW-38 is a source area well and is discussed further below. ITMW-6 had a TCE concentration of 4.7 µg/L during the 2015 third quarter that was within historical range of detected concentrations and demonstrated an stable concentration trend for cis-1,2-DCE. ITMW-10 will continue to be monitored regarding the increasing trend of TCE concentrations near the south central boundary of the building. Additional monitoring wells were installed south (downgradient) of ITMW-10 and ITMW-6 in September 2015.

- **Source Area Wells (16 wells).** The source area wells showed predominantly decreasing or stable concentration trends for TCE (nine wells decreasing and five wells stable) and cis-1, 2-DCE (seven wells decreasing and seven wells stable). Only one of the source area wells, MW-38, demonstrated an increasing concentration trend for TCE and the TCE concentration at MW-38 during the third quarter event was within historical ranges of detected values. MW-95 and ITMW-17 demonstrated an increasing concentration trend for cis-1, 2-DCE and VC, respectively.

4.1.2 Isoconcentration Maps

The current maximum extent of the 5 µg/L isoconcentration line for TCE in groundwater for the third quarter event as shown in Figures 2A and 2B of this report does not extend beyond the bounds of the historical maximum extent, except for in the area of MW-61 at the northeastern edge of the offsite monitoring well network (Figure 2A) and in the vicinity of recently installed monitoring well MW-182 (Figure 2B).

Figure 2A of this report does show TCE concentrations exceeding 5 µg/L on and near the northeast corner of the facility. The presence of TCE in this area does not necessarily represent an expansion of the plume beyond the bounds of its historical maximum extent.

The 2014 second quarter groundwater monitoring event was the first time that the TCE concentration at MW-61 well exceeded 5 µg/L, requiring that the isoconcentration line be extended to include MW-61. This trend continued during the 2015 third quarter event, with a TCE concentration of 14.7 µg/L reported at MW-61R. Therefore, MW-61R continues to be included within the 5 µg/L plume boundary. A new monitoring well was installed northeast (downgradient) of MW-61R in September 2015. An in-situ chemical reduction (ISCR) pilot test commenced at MW-61R in October 2015.

Figure 2B of this report shows the extent of the plume near the southwest corner of the property as a result of the installation of MW-182. The iso-concentration lines were modified to encompass the membrane interface probe (MIP) screening locations M-325 and M-329 based upon further review of the MIP data and respective soil borings associated with select MIP locations and the results from MW-182. Sentinel wells were installed and sampled in October 2015 to further assess the extent of the plume to the southwest.

4.1.3 Concentration vs. Time Plots

The average (arithmetic mean) of the detected TCE, cis-1,2-DCE and VC concentrations were calculated for each of the 16 comprehensive groundwater monitoring events conducted at the Site beginning in 2009 and are summarized in Table 11. Figures 6 through 10 show the average concentrations versus time for the combined northern and southern plume wells, the northern plume wells, the southern plume wells, the source area wells and the northeast corner plume wells, respectively. Decreases in average concentrations for TCE, cis-1,2-DCE and VC are noted for the combined northern and southern plume wells, southern plume wells and source area wells. The average concentrations of TCE, cis-1,2-DCE and VC in the northern plume wells are decreasing, but at a moderate rate compared to the remainder of the wells. Average TCE and cis-1,2-DCE in the northeast corner wells have been increasing gradually over the approximate one year time period since they were installed. The rate of decrease in average TCE concentrations has declined and average concentrations for the combined northern and southern plume wells, the southern plume wells and the source area wells increased in July 2015 due increases in source areas well concentrations (e.g., MW-25 and MW-86).

TCE and cis-1,2-DCE concentration versus time charts are also provided for pairs of wells located in the southern plume, source area and two located in the northern plume (Figure 11-13). As shown on Figure 11, although TCE concentrations have been increasing in ITMW-10 (primarily during the previous six most recent sampling events) concentrations of cis-1,2-DCE in ITMW-10 and in nearby ITMW-9 have been decreasing. The concentration of TCE at ITMW-9 shows a stable trend. Figure 12 shows concentration trends for ITMW-19 and MW-25 located in the source area; concentrations are generally decreasing with decreases of one to two orders of magnitude following the third ISCO injection event in the source area. Although the overall trend is still decreasing for MW-25, the TCE concentration in July 2015 was almost an order of magnitude greater than the TCE concentration in April 2015. Figure 13 shows TCE concentrations at MW-61/61R increasing above historical maximums.

4.2 Summary of Plume Stability

The overall groundwater conditions at the Site exhibit stable characteristics based upon statistical analysis of temporal concentration trends, decreasing average TCE concentrations in the southern plume, stable to decreasing average TCE concentrations in the northern plume and an aerial extent for the north plume predominantly within the bounds of the historical maximum plume extent except near MW-61R. Increases in TCE concentrations observed in MW-66 and MW-67/67R are within historical ranges and continue to be reported at levels below the RAL. The boundaries of the south plume have been modified based upon the soil probe and field gas chromatograph analysis of a groundwater grab sample at M-325 (the M-325 data was presented in the 2014 fourth quarter report and the 2015 first and second quarter reports) and the groundwater data obtained from MW-182 which was installed in late June 2015.

The site-wide groundwater conditions can be categorized as three plumes with distinct characteristics (i.e. the southern plume, the northern plume and northeastern plume).

The southern plume is characterized by:

- A relatively flat south, southeast potentiometric gradient;
- Source area (Area 1) TCE concentrations greater than 1,000 µg/L;
- An aerial extent of approximately 983,000 square feet (ft^2) (predominately located under the footprint of the Whirlpool building); and
- A decreasing trend in average TCE concentrations.

The northern plume is characterized by:

- A north-northeast potentiometric gradient that is flat in the south portion of the north plume but steepens to north-northwest;
- TCE concentrations generally between 100 and 1,000 µg/L;
- An aerial extent of approximately 499,000 ft^2 located north of the Whirlpool building and extending to the residential area to the north and northeast; and
- A decreasing trend in average TCE concentrations.

The northeast plume is characterized by:

- An east, northeast potentiometric gradient;
- TCE concentrations generally between 5 and 800 µg/L;
- An aerial extent of approximately 254,000 ft^2 located northeast of the Whirlpool building and extending to property owned by the Boys and Girls Club, but offsite groundwater TCE concentrations are only slightly elevated above MCLs; and
- Concentrations at MW-87 and MW-91 have begun to stabilize, after previously increasing since first installation and sampling in June 2014. There is not enough data to establish long-term temporal trends.

5 ISCO Remedial Effectiveness

This section includes discussion of 2015 third quarter TCE concentrations in groundwater and field measured parameters as they relate to the effectiveness of the three 2014 ISCO injection events completed in Area 1, the supplemental neck area, Area 2 and Area 3. Further discussion of the three 2014 ISCO injection events are found in the 2014 quarterly progress reports and the 2014 Annual Progress Report. The percent reduction in TCE concentrations was calculated for individual wells and for grouping of wells in areas where ISCO injections occurred. If a well had not been sampled in April 2015 the most recent result available was used to calculate the sum of TCE concentrations for each area.

Table 12 presents a comparison of baseline (September and October 2014) and 260-day monitoring results (July 2015) for wells located near Area 1. The post injection 260 day monitoring results indicate TCE concentration decreases in the monitoring wells ranged from 29% to 99.9% (TCE concentrations increased in three monitoring wells) relative to baseline concentrations. Concentration increases relative to baseline concentrations included a 52.4% increase at ITMW-17 and increases of 13% and 14% at MW-93 and MW-95, respectively, both located outside of the injection area and down-gradient beneath the former Whirlpool manufacturing building (water levels in MW-93 and MW-95 increased during each quarterly event in 2015 which may have caused additional TCE to desorb from soil accounting for the marginal increases in TCE concentrations observed). The sum of TCE concentrations decreased from approximately 944,213 µg/L in September/October 2014 to approximately 337,071 µg/L in July 2015 approximately 260 days following injection (~64% decrease).This represents a slight concentration increase relative to post injection 160 day monitoring results in April 2014 when the sum of TCE concentrations had decreased to approximately 293,849 µg/L (~69% decrease).

MW-86 is located near the former linear drainage feature where the highest concentrations of TCE in groundwater have historically been measured. Table 13 presents historic data from May 2014 (prior to the second injection event) for MW-86 and adjacent wells MW-25 and MW-85 through April 2015. The sum of TCE concentrations in these three wells has decreased from approximately 553,470 µg/L in May 2014 to approximately 105,032 µg/L in July 2015 (81% decrease). The TCE concentration in MW-25 in July 2015 was greater than the concentration measured in MW-25 in May 2014 yet was less than TCE concentrations measured in July 2014 through October 2014.

Table 14 summarizes the TCE concentrations from wells in the supplemental neck area. The sum of TCE concentrations in the supplemental neck area decreased from approximately 1,296 µg/L prior to the second injection event in May 2014 to 383 µg/L in July 2015 (~70% decrease). This represents a slight increase relative to post injection 160 day monitoring results in April 2015 when the sum of TCE concentrations had decreased to approximately 367 µg/L (~72% decrease). Similarly, Table 15 summarizes the TCE concentrations from wells in the area of Area 2 and Area 3. The sum of TCE concentrations in Area 2 and Area 3 decreased from approximately 3,864 µg/L prior to the second injection event to 482 µg/L in July 2015 (~87%

reduction). This represents a further decrease in TCE concentrations in Area 2 and Area 3 since April 2015 when the sum was 786 µg/L (~80% reduction).

The field parameters for Area 1, the supplemental neck area and Areas 2 and 3 are summarized in Tables 16 through 18, respectively. At the end of the injection on November 4, 2014, a persulfate concentration greater than 1% of the concentration of persulfate in the BASP solution placed in the injection points (approximately 1,200 mg/L) was measured in seven monitoring wells in the Area 1 injection area (ITMW-11, ITMW-15, ITMW-19, MW-25, MW-86, MW-92 and MW-172). In July 2015, roughly 260 days after the last injection event in Area 1, persulfate concentrations have decreased yet are still equal to or greater than 1,200 mg/L at four monitoring wells ITMW-18, ITMW-19, MW-25 and MW-86. Persulfate concentrations greater than 1,200 mg/L also are present at one monitoring well in the supplemental neck area (MW-84) and at three wells in Areas 2 and 3 (MW-35R, MW-65 and IW-77) approximately 13 months following the May/June 2014 injection event.

Similarly, although ORP values have decreased since the last injection event in each area, elevated ORP values remain in many monitoring wells including six wells (ITMW-12, ITMW-19, MW-25, MW-85, MW-92 and MW-172) in Area 1, three wells in the supplemental neck area (MW-23, MW-24, and MW-84) and three wells (MW-32R, MW-35R and IW-77) in Areas 2 and 3. The pH levels in many wells have decreased from the elevated levels that were measured during and immediately after injection in each area yet the pH levels in July 2015 at several wells are slightly higher than baseline levels measured prior to injection.

The effectiveness of the 2014 ISCO injection events based on the April 2015 monitoring results is summarized as follows:

- The sum of the TCE concentrations in wells in Area 1 (IW-127, IW-141, IW-147, IW-152, IW-153, IW-157, MW-25, MW-38, MW-85, MW-86, MW-92, MW-93, MW-94, MW-95, MW-172, ITMW-11, ITMW-12, ITMW-15, ITMW-17, ITMW-18 and ITMW-19) decreased from approximately 944,213 µg/L prior to the third injection event in September and October to approximately 337,071 µg/L in July, roughly 260 days following the last injection event in this area (~64% decrease). Notable decreases in TCE concentrations (greater than 90%) were observed at MW-85, ITMW-11, ITMW-15, ITMW-18 and ITMW-19.
- The sum of the TCE concentrations in wells in the supplemental neck area (IW-101, MW-23, MW-24, MW-83 and MW-84) decreased from approximately 1,296 µg/L to approximately 383 µg/L roughly nine months following the last injection event in this area for an approximate 70% decrease.
- The sum of the TCE concentrations in wells in Area 2 and Area 3 (MW-34R, MW-35R, MW-36R, MW-65, MW-81, MW-82, IW-77, IW-78, IW-79, IW-80 and IW-115) decreased from approximately 3,864 µg/L to approximately 482 µg/L roughly 12 months following the last injection event in this area for an approximate 87% decrease.
- Overall TCE concentrations continue to decrease in the area of ISCO injections relative to the preceding sampling event (April 2015) in Area 2 and Area 3 and increased slightly relative to the preceding sampling event in Area 1 and the supplemental neck area.

6 Summary and Conclusion

Ramboll Environ performed the 2015 Third Quarter Groundwater Monitoring Event (third quarter event) on behalf of Whirlpool during the week of July 20, 2015. The quarterly monitoring was conducted for collection of groundwater samples for analysis of VOCs and MNA parameters defined by the RADD as well as additional parameters not included in the RADD.

- The groundwater potentiometric surface observed during the third quarter event is consistent with that historically observed at the Site.
- The direction of the lateral hydraulic gradient continues to be influenced by a divide located just south of Ingersoll Avenue with directions of the hydraulic gradient predominantly to the northeast and south on either side of the general divide.
    - Groundwater north of the divide is flowing in a northeasterly direction; and
    - Groundwater south of the divide is flowing in a southern/southeasterly direction.
- Third quarter event groundwater monitoring data shows generally stable to decreasing trends for TCE concentrations.
    - Plume boundary well data continue to show results generally consistent with historical TCE concentrations;
    - Offsite well data are similar to previous monitoring events and continue to show generally stable to decreasing TCE concentration trends; and
    - Onsite well data continue to show generally stable to decreasing TCE concentration trends; although, the data has been influenced by the ISCO injections.
- Third quarter event groundwater monitoring data in conjunction with historical data demonstrate that natural attenuation of TCE is occurring via biological and other physical mechanisms in both onsite and offsite groundwater.
- The ISCO events performed in 2014 continue to be effective with TCE concentration reductions as follows:
    - Approximately 81% decrease at source area wells MW-25, MW-85 and MW-86;
    - Supplemental neck area decrease of approximately 70% since May 2014; and
    - Approximately 87% decrease at wells in Areas 2 and 3.

7 References

2014 - Dissolved Gas Sampling Guidance; Microseeps Inc; http://www.microseeps.com/html/dissolved_gas.html

ADEQ (2013). Remedial Action Decision Document for Corrective Action. Whirlpool Corporation, Sebastian County, Arkansas, AFIN 66-00048. December 27.

EPA, 1998. "Technical protocol for evaluating natural attenuation of chlorinated solvents in ground water" Office of Research and Development, EPA/600/R-98/128.

EPA, 2011. "An approach for evaluating the progress of natural attenuation in groundwater", Office of Research and Development, EPA/600/R-11/204.

Löffler, F, Yan, J., Ritalahti, K., Adrian, L., Edwards, E., Konstantinidis, K... Muller, J., Fullerton, H., Zinder, S. and Spormann, A., 2013. Dehalococcoides mccartyi gen. nov., sp. nov., obligately organohalide-respiring anaerobic bacteria relevant to halogen cycling and bioremediation, belong to a novel bacterial class, Dehalococcoidia classis nov., order Dehalococcoidales ord. nov. and family Dehalococcoidaceae fam. nov., within the phylum Chloroflexi. International Journal of Systematic and Evolutionary Microbiology, 63, 625–635.

Sublette, K., Peacock, A., White, D., Davis, G., Ogles, D., Cook, D., Kolhatkar, R., Beckmann, D. and Yang, X., 2006. Monitoring Subsurface Microbial Ecology in a Sulfate-Amended, Gasoline-Contaminated Aquifer. *Groundwater Monitoring & Remediation, 26:* 70–78.

Sutton, N., Grotenhuis, T., Langenhoff, A., and H. Rijnaarts. 2011."Efforts to improve coupled in situ chemical oxidation with bioremediation: a review of optimization strategies", *Journal of Soils and Sediments* 11 (1), 129-140.

Vogel, T., Criddle, C. and McCarty, P., 1987. "ES Critical Reviews: Transformations of halogenated aliphatic compounds", *Environmental Science & Technology 21* (8), 722-736

Tables

TABLE 1
CONSTITUENTS OF CONCERN AND RADD GROUNDWATER REMEDIAL ACTION LEVELS
Whirlpool Facility - Fort Smith, Arkansas

Constituent of Concern	Remedial Action Level (µg/L)[1]
Acetone	12,000[2]
Benzene	5.0
Bromodichloromethane	80
Bromodichloromethane	80
Bromoform	7.0[2]
Bromomethane	4,900[2]
2-Butanone	720
Carbon Disulfide	5.0
Carbon Tetrachloride	100
Chlorobenzene	21,000[2]
Chloroform	80
Chloromethane	190[2]
Dibromochloromethane	80
1,1-Dichloroethane	2.4[2]
1,2-Dichloroethane	5.0
1,1-Dichloroethene	7.0
cis-1,2-Dichloroethene	70
trans-1,2-Dichloroethene	100
1,2-Dichloropropane	5.0
1,3-Dichloropropene	0.41[2]
Ethylbenzene	700
2-Hexanone	34[2]
4-Methyl-2-pentanone	1,000[2]
Methylene chloride	5.0
Styrene	100
1,1,2,2-Tethrachloroethane	0.066[2]
Tetrachloroethene (PCE)	5.0
Toluene	1,000
1,1,1-Trichloroethane	200
1,1,2-Trichlrorethane	5.0
Trichloroethene (TCE)	5.0
Vinyl chloride	2.0
Xylenes (total)	10,000

Notes:

RADD = Remedial action decision document

µg/L = Micrograms per liter

(1) = Maximum Contamination Level (USEPA, May 2013)

(2) = USEPA tapwater screeging level (MCL and maximum contaminant level goal unavailable)

TABLE 2
GROUNDWATER MONITORING WELL NETWORK SAMPLED
FOR RADD QUARTERLY EVENTS
Whirlpool Facility - Fort Smith Arkansas

Plume Boundary Wells				
ITMW-2	ITMW-4	ITMW-6	ITMW-16	ITMW-20
MW-22	MW-26	MW-27	MW-28	MW-29
MW-31	MW-36	MW-39	MW-40	MW-50
MW-60	MW-61	MW-62	MW-63	MW-66
MW-67	MW-68	IW-72		

Offsite Wells				
MW-41	MW-46R	MW-55	MW-56	MW-57
MW-58	MW-71	IW-73	IW-74	IW-76
IW-77	RW-69			

Onsite Wells				
ITMW-1	ITMW-7	ITMW-9	ITMW-10	ITMW-11
ITMW-12	ITMW-13	ITMW-14	ITMW-15	ITMW-17
ITMW-18	ITMW-19	ITMW-21	MW-25	MW-32
MW-33	MW-34	MW-35R	MW-38	MW-65
IW-80				

TABLE 3
SUMMARY OF MONITORING WELL STATIC WATER LEVEL MEASUREMENTS SECOND QUARTER 2015
Whirlpool Facility - Fort Smith, Arkansas

Location	Well Coordinates		TOC Elevation (feet)	Top of Screen Elevation (feet)	Bottom of Screen Elevation (feet)	Screen Length (feet)	Top of screen Depth	Bottom of screen Depth	Screened Interval (feet)	Static Water Level Elevation (feet)									
	Easting (feet)	Northing (feet)								10/1/2012	10/14/2013	3/5/2014	3/25/2014	5/12/2014	7/28/2014	10/13/2014	1/12/2015	4/13/2015	7/20/2015
ITMW-1	591383	368913	476.93	460.43	446.68	13.75	16.50	30.25	16.50 - 30.25	462.88	462.43	461.13	460.84	461.70	462.53	463.49	462.15	462.32	463.82
ITMW-2	591189	369021	474.97	462.22	447.77	14.45	12.75	27.20	12.75 - 27.20	465.70	465.92	462.19	461.98	462.89	463.65	464.36	464.27	463.55	464.87
ITMW-3	591306	369075	474.72	464.07	449.27	14.80	10.65	25.45	10.65 - 25.45	463.09	467.17	461.67	461.43	462.31	463.08	463.52	460.27	462.96	464.39
ITMW-4	591251	368208	478.19	459.99	445.99	14.00	18.20	32.20	18.20 - 32.20	462.62	461.99	461.10	460.81	461.54	462.10	463.09	466.85	462.18	463.38
ITMW-5	590982	368205	478.93	459.03	449.28	9.75	19.90	29.65	19.90 - 29.65	462.43	456.54	460.96	460.67	461.37	461.91	462.63	460.83	462.03	463.20
ITMW-6	590923	367970	483.04	461.39	446.89	14.50	21.65	36.15	21.65 - 36.15	462.18	454.74	460.85	460.58	461.29	461.68	462.63	466.20	461.94	462.94
ITMW-7	590546	368323	481.95	460.05	445.05	15.00	21.90	36.90	21.90 - 36.90	462.49	457.98	461.75	461.70	462.33	462.48	463.40	461.47	463.00	463.65
ITMW-9	591256	368146	481.90	461.95	448.45	13.50	19.95	33.45	19.95 - 33.45	462.52	456.53	461.00	460.72	461.45	461.96	462.92	461.68	462.07	463.27
ITMW-10	590978	368157	480.84	458.19	447.24	10.95	22.65	33.60	22.65 - 33.60	462.46	458.75	460.95	460.99	461.39	461.92	462.84	460.95	462.03	463.17
ITMW-11	590978	369040	474.07	458.82	445.37	13.45	15.25	28.70	15.25 - 28.70	465.82	463.43	462.68	462.52	463.27	463.97	464.82	459.11	464.15	465.39
ITMW-12	590998	369007	476.67	461.67	446.67	15.00	15.00	30.00	15.00 - 30.00	463.22	464.77	462.40	462.21	463.12	463.73	464.56	466.49	463.86	465.13
ITMW-13	591047	369052	477.79	463.79	448.79	15.00	14.00	29.00	14.00 - 29.00	463.69	464.34	462.40	462.23	463.10	463.74	464.56	464.60	463.84	465.10
ITMW-14	591098	369056	477.30	462.50	447.80	14.70	14.80	29.50	14.80 - 29.50	461.72	468.88	462.33	462.14	463.04	463.66	464.46	461.08	463.75	464.98
ITMW-15	590944	369043	474.50	459.50	444.50	15.00	15.00	30.00	15.00 - 30.00	465.41	463.54	462.74	462.69	463.40	463.97	464.81	462.39	463.59	465.38
ITMW-16	590967	369100	478.79	461.79	446.79	15.00	17.00	32.00	17.00 - 32.00	463.38	466.48	462.74	462.49	463.38	463.87	466.70	468.22	464.07	465.31
ITMW-17	590864	369051	477.90	461.90	446.90	15.00	16.00	31.00	16.00 - 31.00	463.19	466.20	462.52	462.39	463.25	463.79	464.57	462.77	463.94	465.16
ITMW-18	590976	368955	473.55	458.55	443.55	15.00	15.00	30.00	15.00 - 30.00	463.35	463.99	462.41	462.13	463.09	463.68	464.48	458.99	463.80	465.03
ITMW-19	590890	368961	476.25	460.25	445.25	15.00	16.00	31.00	16.00 - 31.00	463.25	463.65	462.51	462.31	463.20	463.76	464.54	465.94	463.80	465.11
ITMW-20	590370	369042	477.87	463.87	448.87	15.00	14.00	29.00	14.00 - 29.00	463.51	462.81	463.24	463.03	463.76	464.02	464.83	463.55	464.48	465.23
ITMW-21	590629	368898	476.52	460.52	445.52	15.00	16.00	31.00	16.00 - 31.00	463.27	461.71	462.95	463.04	463.54	463.93	464.66	462.56	464.28	465.12
MW-22	591853	368913	473.93	459.93	444.93	15.00	14.00	29.00	14.00 - 29.00	463.62	462.92	461.38	461.27	462.08	463.04	463.91	461.91	462.56	464.19
MW-23	590892	369238	475.80	461.80	446.80	15.00	14.00	29.00	14.00 - 29.00	463.42	463.37	462.74	462.56	463.28	463.99	464.78	465.50	464.13	465.32
MW-24	590876	369134	476.39	458.39	443.39	15.00	18.00	33.00	18.00 - 33.00	463.44	463.37	462.76	462.57	463.47	464.67	464.75	464.37	464.12	465.35
MW-25	590743	369006	476.89	459.89	444.89	15.00	17.00	32.00	17.00 - 32.00	463.49	463.44	462.81	462.63	463.51	463.96	464.71	464.27	464.19	465.37
MW-26	590566	369230	478.05	459.55	444.55	15.00	18.50	33.50	18.50 - 33.50	463.88	463.73	463.28	463.21	464.04	464.35	465.06	463.74	464.72	465.56
MW-27	591077	369226	475.42	460.42	445.42	15.00	15.00	30.00	15.00 - 30.00	463.42	463.35	462.69	462.50	463.41	463.99	464.76	462.91	464.11	465.33
MW-28	591324	369209	470.49	457.49	442.49	15.00	13.00	28.00	13.00 - 28.00	463.38	463.31	462.52	462.28	463.26	463.29	464.51	458.86	464.33	465.20
MW-29	590181	368371	474.91	458.91	443.91	15.00	16.00	31.00	16.00 - 31.00	462.87	462.68	462.66	462.91	463.38	463.30	464.39	468.30	463.93	464.42
MW-30	590579	368432	478.99	457.99	442.99	15.00	21.00	36.00	21.00 - 36.00	462.52	462.58	462.29	462.22	462.91	463.16	463.99	467.41	463.62	464.33
MW-31[1,5]	590824	369286	476.03	458.53	448.53	10.00	17.50	27.50	17.50 - 27.50	463.02	463.48	462.63	462.55	463.42	463.95	464.73	460.52	NA	NA
MW-31R[4]	590823	369288	475.73	455.73	445.73	10.00	20.00	30.00	20.00 - 30.00	NA	NA	NA	NA	NA	NA	NA	NA	463.93	465.13
MW-32[1,5]	590909	369279	475.68	458.68	448.68	10.00	17.00	27.00	17.00 - 27.00	463.36	463.33	462.72	462.59	463.43	464.60	464.74	463.43	NA	NA
MW-32R[4]	590908	369282	475.50	455.00	445.00	10.00	20.50	30.50	20.50 - 30.50	NA	NA	NA	NA	NA	NA	NA	NA	463.94	465.09
MW-33[1,5]	590994	369276	474.88	459.08	449.08	10.00	15.80	25.80	15.80 - 25.80	463.38	463.48	462.70	462.50	463.43	464.00	464.76	462.96	NA	NA
MW-33R[4]	590993	369277	474.60	455.60	445.60	10.00	19.00	29.00	19.00 - 29.00	NA	NA	NA	NA	NA	NA	NA	NA	463.97	465.19
MW-34[1,6]	590932	369336	474.29	454.79	444.79	10.00	19.50	29.50	19.50 - 29.50	463.42	463.35	462.76	462.68	463.47	463.96	464.81	463.18	464.23	NA
MW-34R[4]	590911	369339	474.23	452.73	445.73	7.00	21.50	28.50	21.50 - 28.50	NA	NA	NA	NA	NA	NA	NA	NA	NA	465.43
MW-35R[3]	590994	369333	473.87	454.37	444.37	10.00	19.50	29.50	19.50 - 29.50	463.42	463.35	462.87	462.57	463.42	463.92	464.69	463.30	464.12	465.32
MW-36[1,6]	591079	369329	473.30	461.30	446.30	15.00	12.00	27.00	12.00 - 27.00	463.44	463.44	462.71	462.75	463.53	464.06	464.85	463.33	464.29	NA
MW-36R[4]	591078	369328	472.98	452.98	443.98	9.00	20.00	29.00	20.00 - 29.00	NA	NA	NA	NA	NA	NA	NA	NA	NA	465.27
MW-37	590972	369028	473.57	458.57	443.57	15.00	15.00	30.00	15.00 - 30.00	463.46	463.46	462.67	462.52	463.37	463.99	464.82	464.09	463.30	465.39
MW-38	590960	369040	474.60	459.60	444.60	15.00	15.00	30.00	15.00 - 30.00	463.42	463.42	462.63	462.51	463.40	463.96	464.82	464.76	465.09	465.39
MW-39[1,6]	590833	369421	475.46	455.96	445.96	10.00	19.50	29.50	19.50 - 29.50	463.36	463.36	461.61	462.62	463.48	463.98	464.78	465.00	464.26	NA
MW-39R[4]	590840	369429	474.72	450.22	445.22	5.00	24.50	29.50	24.50 - 29.50	NA	NA	NA	NA	NA	NA	NA	NA	NA	465.41
MW-40[1,6]	590998	369622	473.35	455.60	445.60	10.00	17.75	27.75	17.75 - 27.75	463.29	455.04	462.74	462.55	463.50	463.96	464.76	461.60	464.25	NA

TABLE 3
SUMMARY OF MONITORING WELL STATIC WATER LEVEL MEASUREMENTS SECOND QUARTER 2015
Whirlpool Facility - Fort Smith, Arkansas

Location	Well Coordinates		TOC Elevation (feet)	Top of Screen Elevation (feet)	Bottom of Screen Elevation (feet)	Screen Length (feet)	Top of screen Depth	Bottom of screen Depth	Screened Interval (feet)	Static Water Level Elevation (feet)									
	Easting (feet)	Northing (feet)								10/1/2012	10/14/2013	3/5/2014	3/25/2014	5/12/2014	7/28/2014	10/13/2014	1/12/2015	4/13/2015	7/20/2015
MW-40R[4]	591013	369624	473.09	454.59	444.59	10.00	18.50	28.50	18.50 - 28.50	NA	NA	NA	NA	NA	NA	NA	NA	NA	465.29
MW-41[1,6]	591061	369469	472.09	453.34	443.34	10.00	18.75	28.75	18.75 - 28.75	463.64	463.48	462.76	462.63	463.44	464.05	464.45	462.71	464.21	NA
MW-41R[4]	591061	369478	471.84	453.84	443.84	10.00	18.00	28.00	18.00 - 28.00	NA	NA	NA	NA	NA	NA	NA	NA	NA	465.13
MW-46R	591472	369609	465.76	449.16	444.16	5.00	16.60	21.60	16.60 - 21.60	462.86	462.94	462.53	462.18	463.09	463.62	464.28	457.47	462.82	464.85
MW-50[1,6]	591415	370213	463.11	455.11	445.11	10.00	8.00	18.00	8.00 - 18.00	458.39	458.68	455.90	455.19	456.55	458.82	459.81	453.92	457.39	NA
MW-50R[4]	591415	370210	462.65	449.65	444.65	5.00	13.00	18.00	13.00 - 18.00	NA	NA	NA	NA	NA	NA	NA	NA	NA	455.84
MW-55[1,6]	591291	369893	465.50	450.00	445.00	5.00	15.50	20.50	15.50 - 20.50	461.59	463.06	462.70	NM	NM	NM	NM	NM	NM	NA
MW-55R[4]	591291	369895	465.30	446.30	444.30	2.00	19.00	21.00	19.00 - 21.00	NA	NA	NA	NA	NA	NA	NA	NA	NA	465.06
MW-56[1,6]	591687	369730	463.22	448.72	443.72	5.00	14.50	19.50	14.50 - 19.50	458.33	459.98	457.03	456.49	459.64	460.27	462.55	459.31	NA	NA
MW-56R[4]	591687	369732	463.17	445.17	443.17	2.00	18.00	20.00	18.00 - 20.00	NA	NA	NA	NA	NA	NA	NA	NA	NA	462.47
MW-57[1,6]	591690	369811	462.90	448.90	443.90	5.00	14.00	19.00	14.00 - 19.00	457.65	460.08	458.95	457.65	459.65	459.81	460.35	460.62	461.14	NA
MW-57R[4]	591693	369806	462.92	447.92	442.92	5.00	15.00	20.00	15.00 - 20.00	NA	NA	NA	NA	NA	NA	NA	NA	NA	462.26
MW-58[1,6]	591570	369907	462.71	450.21	445.21	5.00	12.50	17.50	12.50 - 17.50	461.85	462.01	NM	462.11	462.27	462.71	462.71	461.01	NA	NA
MW-58R[4]	591571	369898	465.98	451.98	446.98	5.00	14.00	19.00	14.00 - 19.00	NA	NA	NA	NA	NA	NA	NA	NA	NA	464.68
MW-60[1,6]	591710	370193	460.85	448.85	443.85	5.00	12.00	17.00	12.00 - 17.00	455.93	456.27	453.25	453.05	454.50	456.84	458.07	452.54	455.03	NA
MW-60R[4]	591710	370193	460.66	450.16	445.16	5.00	10.50	15.50	10.50 - 15.50	NA	NA	NA	NA	NA	NA	NA	NA	NA	458.19
MW-61[1,6]	592003	370175	459.61	449.11	444.11	5.00	10.50	15.50	10.50 - 15.50	451.27	451.98	448.21	450.92	451.92	453.32	452.46	450.65	452.75	NA
MW-61R[4]	591999	370175	459.31	448.81	443.81	5.00	10.50	15.50	10.50 - 15.50	NA	NA	NA	NA	NA	NA	NA	NA	NA	454.63
MW-62[1,6]	591791	369569	464.33	448.83	443.83	5.00	15.50	20.50	15.50 - 20.50	457.82	458.95	456.68	457.61	459.04	460.27	460.58	464.03	459.87	NA
MW-62R[4]	591790	369572	464.19	449.19	444.19	5.00	15.00	20.00	15.00 - 20.00	NA	NA	NA	NA	NA	NA	NA	NA	NA	461.72
MW-63[1,6]	591994	369560	463.87	447.87	442.87	5.00	16.00	21.00	16.00 - 21.00	459.28	460.23	458.82	457.91	458.96	460.68	461.43	458.42	459.36	NA
MW-63R[4]	591993	369559	463.94	448.94	443.94	5.00	15.00	20.00	15.00 - 20.00	NA	NA	NA	NA	NA	NA	NA	NA	NA	462.29
MW-65[3]	590980	369335	473.91	454.41	444.41	10.00	19.50	29.50	19.50 - 29.50	463.43	463.26	462.66	462.63	463.42	463.66	464.73	473.57	464.12	465.70
MW-66	592280	369855	462.05	449.45	444.45	5.00	12.60	17.60	12.60 - 17.60	457.17	457.51	456.64	456.71	457.79	458.82	452.57	446.54	458.22	460.24
MW-67[6]	592291	370027	459.01	449.41	444.41	5.00	9.60	14.60	9.60 - 14.60	455.14	457.33	453.19	454.78	456.90	458.42	449.31	451.40	456.87	NA
MW-67R[4]	592291	370022	459.16	447.16	442.16	5.00	12.00	17.00	12.00 - 17.00	NA	NA	NA	NA	NA	NA	NA	NA	NA	458.96
MW-68	591173	369815	469.81	455.81	445.81	10.00	14.00	24.00	14.00 - 24.00	463.08	463.31	462.70	462.49	463.44	463.86	464.74	474.49	464.19	465.23
RW-69[3]	591170	369678	471.25	456.25	446.25	10.00	15.00	25.00	15.00 - 25.00	463.34	463.33	462.83	462.50	463.43	463.69	464.44	465.32	464.19	465.33
MW-70	591162	369693	471.53	NA	NA	NA	NA	NA	NA	463.31	463.28	462.70	462.52	463.43	464.06	464.91	464.01	464.17	465.33
MW-71	591170	369695	471.35	NA	NA	NA	NA	NA	NA	463.36	463.33	462.70	462.55	463.43	463.97	464.82	463.64	464.20	465.35
IW-72[3]	591056	369590	471.65	456.65	446.65	10.00	15.00	25.00	15.00 - 25.00	463.06	462.13	462.69	462.32	463.24	463.66	464.56	464.33	464.04	465.19
IW-73	591060	369503	471.48	NA	NA	NA	NA	NA	NA	463.38	463.43	462.73	462.61	463.45	463.88	464.46	463.67	464.19	465.29
IW-74[2,3]	591058	369545	472.06	457.06	447.06	10.00	15.00	25.00	15.00 - 25.00	463.87	462.38	462.75	462.44	463.34	463.93	464.64	463.90	464.09	465.26
IW-75	591072	369605	472.17	NA	NA	NA	NA	NA	NA	463.65	463.58	462.63	462.47	463.44	463.89	464.73	464.29	464.07	465.36
IW-76	591050	369426	472.26	NA	NA	NA	NA	NA	NA	463.26	463.20	462.54	462.37	463.25	463.83	464.56	463.32	464.01	465.17
IW-77[2]	591027	369380	473.01	453.01	443.01	10.00	20.00	30.00	20.00 - 30.00	463.48	463.39	462.75	462.54	463.43	463.89	464.74	464.25	464.17	465.37
IW-78	590984	369338	473.49	NA	NA	NA	NA	NA	NA	463.44	463.19	463.24	462.65	463.44	463.87	464.73	464.12	464.14	465.38
IW-79	591018	369335	473.84	NA	NA	NA	NA	NA	NA	463.45	463.39	462.71	462.65	463.45	464.03	464.77	464.40	464.14	465.39
IW-80[2,3]	591047	369343	473.30	453.30	443.30	10.00	20.00	30.00	20.00 - 30.00	463.24	463.19	462.57	462.44	463.30	463.77	464.62	463.03	464.00	465.21
IW-129	590989	368977	473.54	448.99	443.99	5.00	24.55	29.55	24.55 - 29.55	NA	NA	NA	NA	463.08	NM	NM	NM	NM	NM
IW-130	590924	369186	475.58	452.20	447.28	5.00	23.38	28.30	23.38 - 28.38	NA	NA	NA	NA	463.20	NM	NM	NM	NM	NM
IW-131	591006	369339	473.37	453.65	448.65	5.00	19.72	24.72	19.72 - 24.72	NA	NA	NA	NA	463.21	NM	NM	NM	NM	NM
MW-81	590977	369395	473.54	453.54	448.54	5.00	20.00	25.00	20.00 - 25.00	NA	NA	NA	NA	NA	NA	NA	463.68	464.15	465.33
MW-82	591039	369406	473.60	452.60	447.60	5.00	21.00	26.00	21.00 - 26.00	NA	NA	NA	NA	NA	NA	NA	463.82	464.15	465.35
MW-83	590946	369211	475.48	453.48	448.48	5.00	22.00	27.00	22.00 - 27.00	NA	NA	NA	NA	NA	NA	NA	463.67	464.02	465.25

TABLE 3
SUMMARY OF MONITORING WELL STATIC WATER LEVEL MEASUREMENTS SECOND QUARTER 2015
Whirlpool Facility - Fort Smith, Arkansas

Location	Well Coordinates		TOC Elevation (feet)	Top of Screen Elevation (feet)	Bottom of Screen Elevation (feet)	Screen Length (feet)	Top of screen Depth	Bottom of screen Depth	Screened Interval (feet)	Static Water Level Elevation (feet)									
	Easting (feet)	Northing (feet)								10/1/2012	10/14/2013	3/5/2014	3/25/2014	5/12/2014	7/28/2014	10/13/2014	1/12/2015	4/13/2015	7/20/2015
MW-84	590882	369194	475.53	451.53	446.53	5.00	24.00	29.00	24.00 - 29.00	NA	NA	NA	NA	NA	NA	NA	463.60	463.93	465.19
MW-85	590760	369018	474.41	449.41	444.41	5.00	25.00	30.00	25.00 - 30.00	NA	NA	NA	NA	NA	NA	NA	463.61	464.00	465.21
MW-86	590767	368995	473.19	450.19	445.19	5.00	23.00	28.00	23.00 - 28.00	NA	NA	NA	NA	NA	NA	NA	463.50	463.74	465.10
MW-87	592269	368835	470.78	453.78	443.78	10.00	17.00	27.00	17.00 - 27.00	NA	NA	NA	NA	NA	NA	NA	459.67	459.66	460.74
MW-88	592151	369043	468.89	450.89	440.89	10.00	18.00	28.00	18.00 - 28.00	NA	NA	NA	NA	NA	NA	NA	460.80	459.38	461.49
MW-89	592357	369059	466.91	451.91	441.91	10.00	15.00	25.00	15.00 - 25.00	NA	NA	NA	NA	NA	NA	NA	458.05	458.10	459.05
MW-90	592157	369157	466.71	451.71	441.71	10.00	15.00	25.00	15.00 - 25.00	NA	NA	NA	NA	NA	NA	NA	460.99	459.90	460.67
MW-91	592371	368830	468.90	453.90	443.90	10.00	15.00	25.00	15.00 - 25.00	NA	NA	NA	NA	NA	NA	NA	459.04	459.03	460.11
MW-92	590778	368921	473.74	453.74	443.74	10.00	20.00	30.00	20.00 - 30.00	NA	NA	NA	NA	NA	NA	NA	463.66	464.06	465.29
MW-93	590908	368894	477.81	452.81	442.81	10.00	25.00	35.00	25.00 - 35.00	NA	NA	NA	NA	NA	NA	NA	463.51	463.86	465.12
MW-94	591015	368903	477.86	452.86	442.86	10.00	25.00	35.00	25.00 - 35.00	NA	NA	NA	NA	NA	NA	NA	463.36	463.70	464.97
MW-95	590981	368821	477.63	452.63	442.63	10.00	25.00	35.00	25.00 - 35.00	NA	NA	NA	NA	NA	NA	NA	463.40	463.77	465.01
MW-96	592775	369354	457.83	447.83	442.83	5.00	10.00	15.00	10.00 - 15.00	NA	NA	NA	NA	NA	NA	NA	450.13	449.59	449.73
MW-97	592687	369527	459.43	447.93	442.93	5.00	11.50	16.50	11.50 - 16.50	NA	NA	NA	NA	NA	NA	NA	448.41	448.80	449.53
MW-98	592840	369198	461.62	446.62	441.62	10.00	15.00	20.00	15.00 - 20.00	NA	NA	NA	NA	NA	NA	NA	450.18	449.16	449.86
MW-99	592554	368814	466.80	448.30	443.30	5.00	18.50	23.50	18.50 - 23.50	NA	NA	NA	NA	NA	NA	NA	458.73	458.70	459.89
MW-172	590858	369002	472.94	454.94	444.94	10.00	18.00	28.00	18.00 - 28.00	NA	NA	NA	NA	NA	NA	NA	NA	464.94	465.27
MW-173	591973	369624	463.56	458.56	457.56	1.00	5.00	6.00	5.00 - 6.00	NA	NA	NA	NA	NA	NA	NA	NA	457.61	462.63
MW-174	591976	369644	463.45	452.45	451.45	1.00	11.00	12.00	11.00 - 12.00	NA	NA	NA	NA	NA	NA	NA	NA	457.67	459.92
MW-175	591603	369655	464.17	450.67	449.67	1.00	13.50	14.50	13.50 - 14.50	NA	NA	NA	NA	NA	NA	NA	NA	460.25	463.71
MW-176	591474	369675	465.24	452.24	451.24	1.00	13.00	14.00	13.00 - 14.00	NA	NA	NA	NA	NA	NA	NA	NA	463.81	464.66
MW-177	591148	369698	471.50	462.50	461.50	1.00	9.00	10.00	9.00 - 10.00	NA	NA	NA	NA	NA	NA	NA	NA	466.94	469.09
MW-178	590973	369232	475.40	468.40	467.40	1.00	7.00	8.00	7.00 - 8.00	NA	NA	NA	NA	NA	NA	NA	NA	472.29	471.94
MW-179	590984	369232	475.39	463.39	462.39	1.00	12.00	13.00	12.00 - 13.00	NA	NA	NA	NA	NA	NA	NA	NA	462.70	467.66
MW-180	590996	369231	475.32	469.32	468.32	1.00	6.00	7.00	6.00 - 7.00	NA	NA	NA	NA	NA	NA	NA	NA	471.76	471.69
MW-181	591156	369695	471.87	465.87	464.87	1.00	6.00	7.00	6.00 - 7.00	NA	NA	NA	NA	NA	NA	NA	NA	467.56	468.35
MW-182	590403	367900	474.64	453.64	443.64	1.00	21.00	31.00	21.00 - 31.00	NA	NA	NA	NA	NA	NA	NA	NA	NA	461.88

Notes:
NA = Not available or not installed
NM = Not measured
Horizontal and vertical coordinates converted to Arkansas State Plane, North Zone (NAD83) and North American Vertical Datum of 1988 (NAVD88) based on information provided in historic site file. Casing elevations for ITMW-1 through ITMW-21 and MW-22 extracted from 2011/2012 Annual Ground Water Monitoring Report dated June 28, 2012.
Casing elevations for remaining wells extracted from survey data provided by Philip J. Leraris, PE, LS, dated May 12, 2009.
IW-129, IW-130, IW-131, and MW-81 to MW-99 surveyed during 2014
Well screen intervals and depths adapted from monitoring well construction diagrams.
1 = Construction diagram notes use of pre-packed stainless steel screen
2 = Construction diagram text and graphical representation differ on construction details. Graphical representation used to infer elevations
3 = Construction diagram notes presence of sedimentation sump below screened interval
4 = Replacement monitoring well installed January or June 2015. Previous monitoring well at or near same location (i.e., well with same ID number) abandoned January or June 2015.

TABLE 4
SUMMARY OF VERTICAL HYDRAULIC GRADIENT
Whirlpool Facility - Fort Smith, Arkansas

Location/ Well Pairs	Middle of Screen Elevation[1] (feet)		Static Water Level Elevation (feet)		Vertical Hydraulic Gradient[2] (feet/feet)	
			4/13/2015	7/20/2015	4/13/2015	7/20/2015
Shallow Wells MW-181 and MW-177						
MW-177	462.19		466.94	469.09		
MW-70	451.72		464.16	465.32		
MW-177/MW-70					-0.27	-0.36
Shallow Well MW-176						
MW-176	451.96		463.81	464.66		
MW-46R	447.30		462.82	464.88		
MW-176/MW-46R					-0.21	0.05
Shallow Well MW-175						
MW-175	450.52		460.25	463.71		
Ave. of MW-46R & MW-56/56R	446.85	445.98	461.52	463.67		
MW-175/Ave. of MW-46R & MW-56/56R					0.35	-0.01
Shallow Wells MW-173 and MW-174						
MW-174	452.22		457.67	459.92		
MW-63/MW-63R	445.50	446.81	459.36	462.29		
MW-174/MW-63					0.25	0.44
Shallow Wells MW-178, MW-179 and MW-180						
MW-178	468.19		472.29	471.94		
MW-83	451.49		462.98	464.21		
MW-178/MW-83					-0.56	-0.46

Notes:

[1] MW-63R was installed in June 2015

[2] Negative gradient indicates downward gradient

TABLE 5
SUMMARY OF FINAL WELL GROUND WATER FIELD PARAMETERS MEASUREMENTS (July 2015)
Whirlpool Facility - Fort Smith, Arkansas

Location	Well Casing Diameter (in)	Date Sampled	Water Level Prior to Purging (ft btoc)	Total Depth of Well Casing (ft)	Set Tubing Depth (ft)	Time Sampled	Water Level after Purging (ft btoc)	Purge Volume (Gallons)	Purge Rate (ml/min)	Temperature (°C)	Specific Conductivity (µS/cm)	DO (mg/L)	pH	ORP (mV)	Turbidity (NTUs)	Ferrous Iron (mg/L)	Persulfate (mg/L)	Color
ITMW-1	4	7/22/2015	13.07	33.87	28.07	10:35	13.1	1.0	100	23.05	511	0.58	5.99	166.7	0.73	0.00	NM	Clear
ITMW-2	4	7/22/2015	10.06	26.70	21.70	08:50	10.15	2.5	100	24.38	729	0.36	5.94	155.7	8.21	0.00	NM	Clear
ITMW-3^	4	NM	NM	NM	NM	NM	NM	NM	NM	NM	NM	NM	NM	NM	NM	NM	NM	NM
ITMW-4	4	7/22/2015	14.70	32.16	27.16	14:30	14.70	1.0	125	24.36	275	0.59	6.21	-2.8	8.67	1.24	NM	Clear, red/orange flakes
ITMW-5^	4	NM	NM	NM	NM	NM	NM	NM	NM	NM	NM	NM	NM	NM	NM	NM	NM	NM
ITMW-6	4	7/22/2015	17.98	39.30	34.30	16:50	17.95	2.75	100	23.43	1141	1.10	6.12	491.4	8.88	0.033	0.00	Clear
ITMW-7	2	7/22/2015	18.28	38.08	33.00	11:20	18.32	1.1	100	23.11	954	2.77	4.97	301.2	1.9	0.02	NM	Clear
ITMW-9	4	7/21/2015	18.61	36.05	30.05	14:33	18.62	1.0	100	24.74	710	2.33	5.30	111.8	1.07	0.03	NM	Clear
ITMW-10	4	7/22/2015	17.50	36.63	31.63	16:30	17.58	1.0	100	21.61	747	1.07	5.19	580.9	1.23	0.01	NM	Clear
ITMW-11	4	7/22/2015	8.62	29.92	24.92	15:30	8.60	3.0	100	24.59	292	0.44	6.22	155.8	0.27	0.00	0.00	Clear
ITMW-12	4	7/23/2015	11.54	33.62	28.60	13:30	11.59	0.6	100	26.08	677	3.06	5.78	317	1.43	0.00	70.0	Clear
ITMW-13	4	7/22/2015	11.28	31.70	26.70	14:00	11.32	2.75	100	23.12	230	0.19	5.96	-3.4	1.79	0.00	NM	Clear
ITMW-14	4	7/22/2015	10.71	32.57	27.57	11:05	10.78	2.25	100	22.59	206	0.60	6.13	-45.4	5.01	0.115	NM	Clear
ITMW-15	4	7/22/2015	9.10	30.03	25.03	13:30	9.10	3.5	100	25.13	298	3.65	11.06	25.8	0.85	0.00	0.00	Clear
ITMW-16	4	7/22/2015	20.01	34.06	29.06	09:50	20.09	2.5	125	26.30	147	5.63	6.31	239.1	4.68	0.00	0.00	Clear
ITMW-17	4	7/22/2015	12.64	29.94	22.94	16:10	12.66	2.0	100	28.58	1781	2.62	4.50	207.8	14.0	0.02	140	Slighty white
ITMW-18	4	7/23/2015	8.50	29.31	24.31	08:50	8.51	2.5	100	23.77	7155	0.41	5.70	283.6	1.77	0.005	12600	Clear
ITMW-19	4	7/23/2015	11.10	34.45	29.45	09:00	11.4	1.0	125	22	20279	29.04	6.29	454.1	6.42	0.00	14500	Clear
ITMW-20	4	7/22/2015	12.92	30.95	25.95	12:05	13.05	0.6	125	20.85	626	2.93	6.24	183.2	1.43	0.00	NM	Clear
ITMW-21	4	7/21/2015	11.40	33.15	26.15	11:20	11.91	1.5	100	22.78	2603	6.74	4.63	171.2	0.23	0.00	NM	Clear
MW-22	4	7/22/2015	9.69	29.02	22.02	08:36	9.78	1.0	100	24.59	107	5.64	4.92	127	0.74	0.04	NM	Clear
MW-23	4	7/23/2015	10.42	27.86	22.86	9:00	10.45	1.00	100	24.58	1979	0.27	4.71	403.8	1.27	0.00	NM	Clear
MW-24	4	7/23/2015	11.05	32.31	27.31	10:00	11.06	0.5	100	23.31	3770	0.18	3.69	507.9	6.74	0.00	NM	Clear
MW-25	4	7/23/2015	12.70	34.45	29.45	14:35	12.7	2.0	125	24.86	6698	4.21	5.55	493.9	4.21	0.15	8800	Clear
MW-26	4	7/22/2015	12.39	34.92	28.00	15:20	12.76	1.2	100	23.34	1130	0.27	5.22	78.9	2.79	0.00	NM	Clear
MW-27	2	7/22/2015	9.98	30.00	25.00	13:25	10.02	0.92	100	25.22	120	4.59	6.55	68.1	18.4	0.00	NM	Slightly Yellow
MW-28	2	7/22/2015	5.25	27.24	22.00	10:50	5.91	1.0	100	23.61	336	0.16	6.18	20.2	2.24	0.00	NM	Clear
MW-29	2	7/22/2015	10.48	30.07	25.07	13:50	10.63	2.0	100	25.02	516	10.38	4.99	123.3	0.69	0.00	NM	Clear
MW-30^	4	NM	NM	NM	NM	NM	NM	NM	NM	NM	NM	NM	NM	NM	NM	NM	NM	NM
MW-31R	2	7/21/2015	10.48	27.50	22.00	18:00	10.55	1.0	100	22.65	554	0.12	5.28	-9.5	5.75	1.72	NM	Clear
MW-32R	2	7/21/2015	10.27	30.50	25.50	17:15	10.27	1.0	100	23.39	1345	1.82	4.94	362.1	37.3	0.14	70	Clear/Slight yellow tint
MW-33R	2	7/22/2015	9.67	29.15	24.00	09:00	9.60	1.3	100	22.74	1085	0.41	5.70	49.3	29.1	0.00	NM	Slight yellow tint
MW-34R	2	7/21/2015	8.79	28.50	25.00	12:10	8.79	2.4	100	22.10	1105	2.96	5.19	36.7	9.67	0.00	350	Clear
MW-35R	4	7/21/2015	8.52	31.70	26.70	09:35	8.61	1.3	100	21.61	14775	4.51	6.09	526.9	2.16	0.00	14000	Clear
MW-36R	2	7/20/2015	7.71	29.00	25.00	16:15	7.71	1.7	100	22.80	5730	0.21	4.52	147.6	6.15	0.00	NM	Clear
MW-37^	2	NM	NM	NM	NM	NM	NM	NM	NM	NM	NM	NM	NM	NM	NM	NM	NM	NM
MW-38	2	7/23/2015	9.35	30.31	25.31	12:15	9.30	1.9	125	21.93	772	0.14	6.43	80.3	6.31	0.74	NM	Slight yellow tint
MW-39R	2	7/20/2015	9.20	29.40	26.90	16:45	9.46	2.0	100	22.38	1058	0.25	5.14	-200.1	3.40	0.00	NM	Clear
MW-40R	2	7/20/2015	7.74	28.03	23.03	14:30	7.77	3.0	100	24.78	847	0.50	6.03	-12.1	8.05	3.30	NM	Cloudy
MW-41R	2	7/21/2015	6.63	28.00	23.00	15:15	6.63	1.1	100	22.55	1072	1.27	6.05	-1.6	7.14	3.30	0.00	Clear
MW-46R	2	7/21/2015	0.90	21.34	16.00	14:15	1.10	1.0	125	24.99	822	0.89	4.79	331.7	0.29	0.00	NM	Slight yellow tint
MW-50R	2	7/20/2015	6.82	18.25	15.75	10:45	10.18	1.5	100	21.88	1148	0.51	6.47	-35.5	42.1	0.55	NM	Clear
MW-55R	2	7/20/2015	0.15	21.00	20.00	16:05	2.25	2.3	150	21.42	945	0.66	5.46	-131.8	7.49	0.44	NM	Clear
MW-56R	2	7/20/2015	1.04	19.76	18.76	14:05	2.38	2.0	200	20.21	1123	0.40	6.34	-54.1	1.38	0.04	NM	Slighty white
MW-57R	2	7/20/2015	0.56	19.37	18.00	13:50	1.69	2.0	100	25.19	1266	0.22	6.19	-91.8	12.91	0.005	NM	Clear
MW-58R	2	7/21/2015	+1.10	19.00	16.50	16:15	2.07	1.0	125	21.73	907	0.81	5.50	63.1	4.07	0.00	NM	Clear
MW-60R	2	7/21/2015	2.40	14.90	12.00	13:35	7.78	1.5	100	24.36	1063	0.20	6.82	-100.9	23.8	0.00	NM	Slight yellow tint
MW-61R	2	7/21/2015	4.63	15.30	12.50	16:15	9.11	1.8	100	24.10	608	0.53	6.20	-12	22.6	1.84	NM	Slight yellow tint
MW-62R	2	7/21/2015	2.45	20.00	15.00	11:20	3.41	0.8	100	19.42	656	2.19	5.79	63.1	6.2	0.00	NM	Clear
MW-63R	2	7/21/2015	1.60	20.00	15.00	9:35	5.52	1.2	100	19.14	640	3.34	5.70	79.8	31.40	0.00	NM	Cloudy
MW-65R	2	7/20/2015	8.48	31.39	26.39	16:30	8.54	3.5	100	21.83	8965	2.14	10.14	20.1	3.91	0.00	35000	Slight yellow tint
MW-66	2	7/20/2015	1.43	17.46	15.00	13:50	2.90	0.8	75	23.20	799	2.07	5.69	472.8	1.67	0.00	NM	Clear
MW-67R	2	7/20/2015	0.45	17.00	14.50	15:55	6.78	1.0	100	24.62	884	3.42	6.39	497.3	216	0.91	NM	Cloudy
MW-68R	2	7/20/2015	4.44	20.05	15.05	14:15	4.62	1.1	100	22.95	1103	3.49	4.98	249.1	0.52	0.22	NM	Clear
MW-70^	0.75	NM	NM	NM	NM	NM	NM	NM	NM	NM	NM	NM	NM	NM	NM	NM	NM	NM
MW-71	2	7/20/2015	5.92	27.20	22.20	16:27	7.94	1.0	100	23.88	931	0.95	5.15	87.6	4.38	1.25	NM	Slight brown hue

TABLE 5
SUMMARY OF FINAL WELL GROUND WATER FIELD PARAMETERS MEASUREMENTS (July 2015)
Whirlpool Facility - Fort Smith, Arkansas

Location	Well Casing Diameter (in)	Date Sampled	Water Level Prior to Purging (ft btoc)	Total Depth of Well Casing (ft)	Set Tubing Depth (ft)	Time Sampled	Water Level after Purging (ft btoc)	Purge Volume (Gallons)	Purge Rate (ml/min)	Temperature (°C)	Specific Conductivity (µS/cm)	DO (mg/L)	pH	ORP (mV)	Turbidity (NTUs)	Ferrous Iron (mg/L)	Persulfate (mg/L)	Color
RW-69	4	7/21/2015	5.88	28.39	23.39	8:43	5.97	1.0	100	20.37	1028	0.64	4.90	181	0.74	0.03	NM	Clear/Slight white haze
IW-72	2	7/20/2015	6.43	24.62	19.50	13:15	6.65	1.19	100	19.91	821	1.45	5.77	729.9	5.5	0.39	NM	Dark Pink
IW-73	2	7/21/2015	6.16	26.65	21.65	10:47	6.16	1.0	100	21.49	1061	0.48	5.46	28.7	1.63	3.28	NM	Slightly Cloudy
IW-74	2	7/21/2015	6.80	27.15	22.15	12:55	6.85	1.0	100	22.86	1159	1.02	5.59	102	2.07	0.16	NM	Clear
IW-75^	0.75	NM	NM	NM	NM	NM	NM	NM	NM	NM	NM	NM	NM	NM	NM	NM	NM	Clear
IW-76	2	7/21/2015	7.07	27.21	22.21	14:10	7.06	2.0	100	20.90	1976	0.38	5.12	122.7	1.12	0.096	NM	Clear
IW-77	2	7/21/2015	7.65	28.43	23.43	11:30	7.66	2.0	100	20.81	6159	0.43	5.82	237.4	3.52	0.028	4200	Clear
IW-78^	0.75	NM	NM	NM	NM	NM	NM	NM	NM	NM	NM	NM	NM	NM	NM	NM	NM	NM
IW-79^	0.75	NM	NM	NM	NM	NM	NM	NM	NM	NM	NM	NM	NM	NM	NM	NM	NM	NM
IW-80	2	7/21/2015	8.03	29.29	24.29	9:20	8.10	2.0	100	20.29	2582	1.01	6.36	10	3.92	0.151	560	Clear
MW-81	2	7/22/2015	8.16	24.31	21.81	8:55	8.16	2.0	100	20.66	1740	0.40	5.32	84.2	4.75	0.06	140	Clear
MW-82	2	7/22/2015	18.12	25.80	23.30	9:10	8.40	1.6	100	22.25	1020	2.25	6.16	190.4	6.19	NM	70	Slight yellow tint
MW-83	2	7/22/2015	10.16	26.53	24.03	14:00	10.18	1.6	100	23.55	2569	4.66	10.34	145.9	5.88	NM	280	Clear
MW-84	2	7/23/2015	10.31	23.46	20.96	11:58	10.46	1.5	150	26.35	8226	1.42	8.78	263.5	0.87	0.00	2100	Clear
MW-85	2	7/23/2015	9.21	27.82	25.32	14:00	9.25	2.0	100	24.63	4133	3.01	5.19	383.8	4.30	0.00	1120	Clear
MW-86	2	7/23/2015	8.38	27.80	25.50	13:50	8.45	1.0	100	24.68	8825	2.15	6.33	213.2	2.45	0.00	1200	Clear
MW-87	2	7/23/2015	9.89	26.70	22.00	12:40	10.06	1.32	100	27.50	383	0.22	5.77	50.8	3.18	0.00	NM	Clear
MW-88	2	7/23/2015	6.78	28.15	23.00	8:30	6.78	1.2	100	25.29	209	3.31	9.48	7.9	32.50	0.00	NM	Clear
MW-89	2	7/23/2015	8.56	24.95	20.00	10:05	9.89	2.64	100	23.27	741	0.91	5.29	66.4	2.73	0.00	NM	Clear
MW-90	2	7/22/2015	5.89	25.04	20.00	17:30	14.05	1.5	100	26.01	868	0.26	6.26	-91.8	1.68	3.30	NM	Clear
MW-91	2	7/23/2015	8.70	25.60	20.00	11:10	9.01	1.09	100	25.04	335	0.15	5.84	27.5	3.81	0.00	NM	Slightly yellow
MW-92	2	7/23/2015	8.47	29.16	24.16	10:20	8.50	1.6	100	22.20	3141	2.35	6.81	349.4	3.26	NM	350	Clear
MW-93	2	7/23/2015	12.64	34.00	29.00	14:15	12.72	2.0	100	21.30	1137	0.27	5.14	53.3	8.06	0.113	0.00	Clear
MW-94	2	7/23/2015	12.38	34.72	29.72	11:35	12.92	2.25	100	20.96	1663	0.26	5.19	239	3.96	0.122	560	Clear
MW-95	2	7/23/2015	12.64	34.89	29.80	13:00	12.74	2.25	100	22.23	1185	0.45	5.38	69.4	5.11	0.096	0.00	Clear
MW-96	2	7/23/2015	6.87	14.32	11.82	12:15	7.16	1.20	100	25.94	225	0.41	5.13	69.1	2.41	NM	NM	Clear
MW-97	2	7/23/2015	8.71	15.02	12.52	13:40	12.35	1.50	50	27.22	322	1.51	5.71	85.2	3.43	NM	NM	Clear
MW-98	2	7/23/2015	10.83	19.52	17.02	10:50	15.39	1.50	50	26.89	273	1.12	6.15	55.2	3.03	NM	NM	Clear
MW-99	2	7/23/2015	6.92	22.55	20.05	9:12	7.09	1.00	100	21.49	163	1.94	5.76	102.9	85.50	NM	NM	White/Brown Haze
MW-172	2	7/23/2015	7.69	27.71	22.70	11:45	8.69	1.3	100	24.8	1838	3.8	6.2	327.7	3.82	NM	140	Clear
MW-173	2	7/21/2015	Top of casing	5.59	5.09	7:40	Dry	1.0	100	27.61	750	1.33	11.12	-74.4	3.80	NM	NM	Clear
MW-174	2	7/21/2015	1.80	12.17	11.67	16:20	11.40	2.0	100	23.78	365	2.28	9.38	-42.9	21.0	NM	NM	Cloudy Brown
MW-175	2	7/21/2015	Top of casing	14.27	13.77	15:20	12.16	2.0	100	22.24	2998	0.67	12.19	-123.6	3.04	NM	NM	Clear
MW-176	2	7/21/2015	Top of casing	15.00	14.50	11:02	4.76	1.0	100	20.69	936	0.14	6.52	-102.2	7.88	NM	NM	Clear
MW-177	2	NA	NM	NM	NM	NM	NM	NM	NM	NM	NM	NM	NM	NM	NM	NM	NM	NM
MW-178	2	7/22/2015	2.95	7.97	7.50	15:20	Dry	1.0	100	30.85	501	2.69	10.85	36.3	8.73	NM	0.00	Clear
MW-179	2	7/22/2015	7.68	12.79	12.30	16:10	Dry	1.0	100	27.65	272	3.73	6.7	194.1	12.6	NM	0.00	Clear
MW-180	2	7/22/2015	3.04	6.78	6.30	17:10	Dry	0.6	100	32.22	171	2.41	6.31	179.6	2.42	NM	NM	Slightly Turbid/Light Brown
MW-181	2	7/21/2015	2.50	15.00	14.50	15:29	Dry	0.5	100	24.00	433	3.09	9.03	12.7	6.18	NM	NM	Clear
MW-182	2	7/23/2015	12.74	31.00	26.00	8:55	12.82	1.3	100	21.24	1015	2.04	5.56	189.5	4.62	NM	NM	Clear

Notes:

ft btoc	feet below top of casing	mL/min	milliliters per minute
in	inches	mg/L	milligrams per liter
ORP	oxidation reduction potential	NTUs	nephelometric turbidity units
DO	dissolved oxygen	NM	not measured
(°C)	degrees Celcius	(µS/cm)	microsiemens per centimeter
mV	millivolts	--	color not noted
^	Well not sampled		

All wells gauged using electronic water level meter and purged using peristaltic pumps.
Tubing inlet depths based on estimated distance from total depth.

RAMBOLL ENVIRON

TABLE 6
SUMMARY OF MONITORING WELL GROUNDWATER SAMPLE ANALYTICAL RESULTS (THIRD QUARTER 2015)
Whirlpool Facility - Fort Smith, Arkansas

Location		ITMW-1	ITMW-7	ITMW-9	ITMW-10	ITMW-10	ITMW-11	ITMW-12	ITMW-13	ITMW-13	ITMW-14	ITMW-15	ITMW-17	ITMW-18	ITMW-18
ENVIRON Sample ID		ITMW-1-201507	ITMW-7-201507	ITMW-9-201507	ITMW-10-201507	DUP-01-201507	ITMW-11-201507	ITMW-12-201507	ITMW-13-201507	DUP-02-201507	ITMW-14-201507	ITMW-15-201507	ITMW-17-201507	ITMW-18-201507	DUP-07-201507
Lab Sample ID(s)	Remedial Action Levels per ADEQ RADD Issued Dec 2013	60199011010, 161940015, 057MG044	60199011014, 161940018, 057MG041	60198937004, 162080011, 057MG015	60199011024, 161940025, 057MG037	60199011025	60199011003, 161940009, 057MG047	60199172001, 161940028, 057MG054	60199011022, 161940024, 057MG042	60199011023	60199011013, 161940017, 057MG046	60199011009, 161940014, 057MG033	60199011004, 161940010, 057MG049	60199172002, 161940029, 057MG053	60199172003
Sample Date		7/22/2015	7/22/2015	7/21/2015	7/22/2015	7/22/2015	7/22/2015	7/22/2015	7/22/2015	7/22/2015	7/22/2015	7/22/2015	7/22/2015	7/22/2015	7/23/2015
Sample Method		Low Flow	Low Flow	Low Flow	Low Flow	Low Flow	Low Flow	Low Flow	Low Flow	Low Flow	Low Flow	Low Flow	Low Flow	Low Flow	Low Flow
Comments						Field Duplicate				Field Duplicate					Field Duplicate
Volatile Organic Compounds															
Acetone	12000	U (1.9)	U (1.9)	U (1.9)	U (1.9)	U (1.9)	U (1.9)	U (1.9)	U (1.9)	U (1.9)	U (1.9)	U (1.9)	U (1.9)	U (1.9)	U (1.9)
Benzene	5	U (0.060)	U (0.060)	U (0.060)	0.17 J (0.060)	0.17 J (0.060)	U (0.060)	U (0.060)	U (0.060)	U (0.060)	U (0.060)	U (0.060)	0.17 J (0.060)	U (0.060)	U (0.060)
Bromodichloromethane	80	U (0.19)	U (0.19)	U (0.19)	U (0.19)	U (0.19)	U (0.19)	U (0.19)	U (0.19)	U (0.19)	U (0.19)	U (0.19)	U (0.19)	U (0.19)	U (0.19)
Bromoform	80	U (0.070)	U (0.070)	U (0.070)	U (0.070)	U (0.070)	0.51 J (0.070)	U (0.070)	U (0.070)	U (0.070)	U (0.070)	U (0.070)	U (0.070)	0.14 J (0.070)	0.21 J (0.070)
Bromomethane	7	U (0.16)	U (0.16)	U (0.16)	U (0.16)	U (0.16)	U (0.16)	0.95 J (0.16)	0.68 J (0.16)	U (0.16)	U (0.16)	U (0.16)	0.54 J (0.16)	14.5 (0.16)	20.8 (0.16)
2-Butanone	4900	U (0.59)	U (0.59)	U (0.59)	U (0.59)	U (0.59)	U (0.59)	U (0.59)	U (0.59)	U (0.59)	U (0.59)	U (0.59)	U (0.59)	U (0.59)	U (0.59)
Carbon Disulfide	720	U (0.12)	U (0.12)	U (0.12)	U (0.12)	U (0.12)	U (0.12)	U (0.12)	U (0.12)	U (0.12)	U (0.12)	U (0.12)	0.21 J (0.12)	U (0.12)	U (0.12)
Carbon Tetrachloride	5	U (0.18)	U (0.18)	U (0.18)	U (0.18)	U (0.18)	U (0.18)	U (0.18)	U (0.18)	U (0.18)	U (0.18)	U (0.18)	U (0.18)	U (0.18)	U (0.18)
Chlorobenzene	100	U (0.21)	1.7 (0.21)	U (0.21)	U (0.21)	U (0.21)	U (0.21)	U (0.21)	U (0.21)	U (0.21)	U (0.21)	U (0.21)	U (0.21)	U (0.21)	U (0.21)
Chloroethane	12000	U (0.15)	U (0.15)	U (0.15)	U (0.15)	U (0.15)	U (0.15)	U (0.15)	0.41 J (0.15)	U (0.15)	U (0.15)	U (0.15)	U (0.15)	U (0.15)	U (0.15)
Chloroform	80	U (0.14)	U (0.14)	0.24 J (0.14)	0.27 J (0.14)	0.29 J (0.14)	0.29 J (0.14)	0.46 J (0.14)	U (0.14)	U (0.14)	U (0.14)	U (0.14)	2.7 (0.14)	U (0.14)	0.42 J (0.14)
Chloromethane	190	U (0.080)	U (0.080)	U (0.080)	U (0.080)	U (0.080)	U (0.080)	0.29 J (0.080)	U (0.080)	U (0.080)	U (0.080)	U (0.080)	5.4 (0.080)	8.2 (0.080)	12.1 (0.080)
Dibromochloromethane	80	U (0.21)	U (0.21)	U (0.21)	U (0.21)	U (0.21)	U (0.21)	U (0.21)	U (0.21)	U (0.21)	U (0.21)	U (0.21)	U (0.21)	U (0.21)	U (0.21)
1,1-Dichloroethane	2.4	0.34 J (0.050)	U (0.050)	U (0.050)	3.0 (0.050)	3.0 (0.050)	U (0.050)	0.26 J (0.050)	U (0.050)	U (0.050)	U (0.050)	U (0.050)	U (0.050)	0.20 J (0.050)	0.26 J (0.050)
1,2-Dichloroethane	5	U (0.12)	U (0.12)	U (0.12)	U (0.12)	U (0.12)	U (0.12)	U (0.12)	U (0.12)	U (0.12)	0.60 J (0.12)	U (0.12)	U (0.12)	U (0.12)	U (0.12)
1,1-Dichloroethene	7	U (0.20)	U (0.20)	0.86 J (0.20)	4.3 (0.20)	4.3 (0.20)	U (0.20)	U (0.20)	U (0.20)	U (0.20)	U (0.20)	0.31 J (0.20)	0.30 J (0.20)	U (0.20)	0.65 J (0.20)
cis-1,2-Dichloroethene	70	5.3 (0.080)	8.3 (0.080)	35.5 (0.080)	36.2 (0.080)	36.7 (0.080)	5.9 (0.080)	46.2 (0.080)	20.1 (0.080)	20.8 (0.080)	9.6 (0.080)	22.4 (0.080)	116 (0.080)	0.69 J (0.080)	0.81 J (0.080)
trans-1,2-Dichloroethene	100	0.48 J (0.20)	0.61 J (0.20)	4.1 (0.20)	3.2 (0.20)	3.2 (0.20)	1.5 (0.20)	10.2 (0.20)	1.7 (0.20)	1.3 (0.20)	0.66 J (0.20)	1.0 (0.20)	19.1 (0.20)	U (0.20)	U (0.20)
1,2-Dichloropropane	5	U (0.16)	U (0.16)	U (0.16)	U (0.16)	U (0.16)	U (0.16)	U (0.16)	U (0.16)	U (0.16)	U (0.16)	U (0.16)	U (0.16)	U (0.16)	U (0.16)
2-Hexanone	34	U (1.2)	U (1.2)	U (1.2)	U (1.2)	U (1.2)	U (1.2)	U (1.2)	U (1.2)	U (1.2)	U (1.2)	U (1.2)	U (1.2)	U (1.2)	U (1.2)
4-Methyl-2-pentanone	1000	U (0.42)	U (0.42)	U (0.42)	U (0.42)	U (0.42)	U (0.42)	U (0.42)	U (0.42)	U (0.42)	U (0.42)	U (0.42)	U (0.42)	U (0.42)	U (0.42)
Methylene Chloride	5	U (0.15)	U (0.15)	U (0.15)	U (0.15)	U (0.15)	U (0.15)	U (0.15)	U (0.15)	U (0.15)	U (0.15)	U (0.15)	0.47 J (0.15)	U (0.15)	U (0.15)
1,1,2,2-Tetrachloroethane	0.066	U (0.15)	U (0.15)	U (0.15)	U (0.15)	U (0.15)	U (0.15)	0.72 J (0.15)	U (0.15)	U (0.15)	U (0.15)	U (0.15)	U (0.15)	0.24 J (0.15)	0.25 J (0.15)
Tetrachloroethene	5	U (0.10)	U (0.10)	U (0.10)	0.85 J (0.10)	0.80 J (0.10)	U (0.10)	0.49 J (0.10)	U (0.10)	U (0.10)	19.8 (0.10)	U (0.10)	2.2 (0.10)	U (0.10)	U (0.10)
Toluene	1000	U (0.17)	U (0.17)	U (0.17)	1.1 (0.17)	1.3 (0.17)	U (0.17)	U (0.17)	U (0.17)	U (0.17)	U (0.17)	U (0.17)	U (0.17)	U (0.17)	U (0.17)
1,1,1-Trichloroethane	200	U (0.11)	U (0.11)	U (0.11)	U (0.11)	U (0.11)	U (0.11)	U (0.11)	U (0.11)	U (0.11)	U (0.11)	U (0.11)	0.48 J (0.11)	0.11 J (0.11)	0.13 J (0.11)
1,1,2-Trichloroethane	5	U (0.20)	U (0.20)	U (0.20)	0.20 J (0.20)	U (0.20)	U (0.20)	U (0.20)	U (0.20)	U (0.20)	U (0.20)	U (0.20)	U (0.20)	U (0.20)	U (0.20)
Trichloroethene	5	10.5 (0.17)	26.4 (0.17)	142 (0.17)	504 (0.85)	501 (0.85)	33.2 (0.17)	652 (1.7)	37.3 (0.17)	36.1 (0.17)	4.3 (0.17)	110 (0.17)	5350 (8.5)	22.9 (0.17)	24.7 (0.17)
Vinyl Chloride	2	U (0.13)	0.19 J (0.13)	0.40 J (0.13)	1.3 (0.13)	1.5 (0.13)	U (0.13)	0.58 J (0.13)	0.18 J (0.13)	0.17 J (0.13)	U (0.13)	1.3 (0.13)	0.51 J (0.13)	U (0.13)	U (0.13)
Metals															
Iron	NE	U (50.0)	53.5 (50.0)	48.6 J (50.0)	14.5 J (50.0)	NM	187 (50.0)	24.2 J (50.0)	41.6 J (50.0)	NM	490 (50.0)	71.9 (50.0)	852 (50.0)	24.8 J (50.0)	NM
Manganese	NE	5.4 (5.0)	68.4 (5.0)	125 (5.0)	114 (5.0)	NM	49.5 (5.0)	19.0 (5.0)	5.0 J (5.0)	NM	9.4 (5.0)	3.6 J (5.0)	284 (5.0)	2.5 J (5.0)	NM
Monitored Natural Attenuation Parameters															
Acetic acid	NE	U (5000)	U (5000)	NM	U (5000)	NM	U (5000)	U (5000)	U (5000)	NM	U (5000)	U (5000)	U (5000)	U (5000)	NM
Acetylene	NE	U (0.50)	U (0.50)	NM	U (0.50)	NM	U (0.50)	U (0.50)	U (0.50)	NM	U (0.50)	U (0.50)	U (0.50)	U (0.50)	NM
Total Alkalinity	NE	69400 (20000)	12400 J (20000)	35800 (20000)	84300 (20000)	NM	75700 (20000)	54300 (20000)	73800 (20000)	NM	74000 (20000)	64800 (20000)	6500 J (20000)	74400 (20000)	NM
Ammonia	NE	U (100)	310 (100)	U (100)	U (100)	NM	390 (100)	U (100)	U (100)	NM	U (100)	150 (100)	200 (100)	800 (100)	NM
Bicarbonate Alkalinity	NE	69400 (20000)	12400 J (20000)	35800 (20000)	84300 (20000)	NM	75700 (20000)	54300 (20000)	73800 (20000)	NM	74000 (20000)	U (20000)	6500 J (20000)	74400 (20000)	NM
Butyric acid	NE	U (5000)	U (5000)	NM	U (5000)	NM	U (5000)	U (5000)	U (5000)	NM	U (5000)	U (5000)	U (5000)	U (5000)	NM
Carbon Dioxide	NE	203000 (20000)	U (20000)	390000 (20000)	1160000 (20000)	NM	158000 (20000)	228000 (20000)	227000 (20000)	NM	175000 (20000)	U (20000)	U (20000)	362000 (20000)	NM
Organic Carbon (total)	NE	U (1000)	U (1000)	U (1000)	1100 (1000)	NM	U (1000)	900 J (1000)	690 J (1000)	NM	690 J (1000)	1500 (1000)	U (1000)	560 J (1000)	NM
Carbonate Alkalinity	NE	U (20000)	U (20000)	U (20000)	U (20000)	NM	U (20000)	U (20000)	U (20000)	NM	U (20000)	44500 (20000)	U (20000)	U (20000)	NM
Chloride	NE	87800 (5000)	240000 (20000)	108000 (10000)	120000 (10000)	NM	6800 (1000)	13400 (1000)	19500 (1000)	NM	7200 (1000)	2700 (1000)	335000 (20000)	111000 (20000)	NM
2-Chloroethanol	NE	U (10000)	U (10000)	U (10000)	U (10000)	NM	U (10000)	U (10000)	U (10000)	NM	U (10000)	U (10000)	U (10000)	U (10000)	NM
Iron, Ferric	NE	U (200)	U (200)	U (200)	U (200)	NM	U (200)	U (200)	U (200)	NM	380 (200)	720 (200)	830 (200)	U (200)	NM
Lactic Acid	NE	U (10000)	U (10000)	NM	U (10000)	NM	U (10000)	U (10000)	U (10000)	NM	U (10000)	U (10000)	U (10000)	U (10000)	NM
Nitrogen	NE	NM	NM	24500 (2000)	NM	NM	NM	NM	NM	NM	NM	NM	NM	NM	NM
Nitrogen, Nitrate (As N)	NE	810 (100)	2600 (100)	24500 (2000)	5700 (200)	NM	290 (100)	220 (100)	120 (100)	NM	440 (100)	150 (100)	1200 (100)	3100 (100)	NM
Nitrogen, Nitrite	NE	U (100)	U (100)	U (2000)	U (200)	NM	U (100)	U (100)	U (100)	NM	U (100)	U (100)	U (100)	U (100)	NM
pH [STD UNITS]	NE	6.0 (0.10)	4.9 (0.10)	5.3 (0.10)	5.2 (0.10)	NM	6.2 (0.10)	5.8 (0.10)	6.0 (0.10)	NM	6.1 (0.10)	11.1 (0.10)	4.5 (0.10)	5.7 (0.10)	NM
Phosphates (total)	NE	U (30)	170 (30)	100 (30)	32 (30)	NM	U (30)	32 (30)	32 (30)	NM	66 (30)	66 (30)	U (30)	98 (30)	NM
Propionic Acid	NE	U (5000)	U (5000)	NM	U (5000)	NM	U (5000)	U (5000)	U (5000)	NM	U (5000)	U (5000)	U (5000)	U (5000)	NM
Pyruvic Acid	NE	U (5000)	U (5000)	NM	U (5000)	NM	U (5000)	U (5000)	U (5000)	NM	U (5000)	U (5000)	U (5000)	U (5000)	NM
Sulfide (total)	NE	U (50)	U (50)	U (50)	U (50)	NM	U (50)	U (50)	U (50)	NM	U (50)	U (50)	U (50)	U (50)	NM
Sulfate	NE	20800 (2000)	9600 (1000)	21500 (2000)	34300 (2000)	NM	111000 (20000)	145000 (20000)	6800 (1000)	NM	11500 (1000)	2600 (1000)	252000 (20000)	1660000 (200000)	NM
Gasses															
Methane	NE	U (0.50)	2.0 (0.50)	NM	3.8 (0.50)	NM	7.1 (0.50)	67 (0.50)	4.4 (0.50)	NM	0.63 (0.50)	1.8 (0.50)	15 (0.50)	0.92 (0.50)	NM
Ethane	NE	U (0.10)	U (0.10)	NM	U (0.10)	NM	0.21 (0.10)	1.1 (0.10)	0.14 (0.10)	NM	U (0.10)	0.13 (0.10)	0.21 (0.10)	U (0.10)	NM
Ethene	NE	U (0.10)	0.16 (0.10)	NM	U (0.10)	NM	U (0.10)	U (0.10)	U (0.10)	NM	U (0.10)	U (0.10)	U (0.10)	U (0.10)	NM
Hydrogen [nM] [4]	NE	6.7 (0.60)	2.1 (0.60)	1.9 (0.60)	2.0 (0.60)	NM	3.6 (0.60)	4.7 (0.60)	1.9 (0.60)	NM	2.1 (0.60)	4.5 (0.60)	2.3 (0.60)	16 (0.60)	NM
Molecular Analyses															
BAV1 Vinyl Chloride Reductase [cells/mL]	NE	U (0.5)	U (0.5)	U (0.5)	U (0.5)	NM	U (0.5)	U (0.5)	U (0.5)	NM	U (0.5)	U (0.5)	U (0.5)	U (0.5)	NM
Dehalocaccoides (DHC) [cells/mL]	NE	0.7 (0.5)	U (0.5)	U (0.5)	U (0.5)	NM	1.4 (0.5)	U (0.5)	1.1 (0.5)	NM	U (0.5)	U (0.5)	U (0.5)	4.4 (0.5)	NM
tceA Reductase [cells/mL]	NE	U (0.5)	U (0.5)	U (0.5)	U (0.5)	NM	U (0.5)	U (0.5)	U (0.5)	NM	U (0.5)	U (0.5)	U (0.5)	U (0.5)	NM

Notes:
1 All concentrations are presented in ug/L except where noted.
2 Only compounds with at least one detection are shown, with the exception of Monitored Natural Attenuation Parameters, for which all compounds are shown.
3 Concentrations that exceed the Remedial Action Levels for Fort Smith ADEQ RADD Issued Dec 2013 are double underlined.
4 Concentration presented in nM = nanomolar. Sampling Method - Bubble Strip.
U = Not detected
J = Estimated concentration
( ) = Method detection limit for VOCs; reporting limit for all other parameters
* = Sampled on different day than other parameters with

RADD = Remedial action decision document
ADEQ = Arkansas Department of Environmental Quality
VOC = Volatile organic compounds
µg/L = Micrograms per Liter
mL = Milliliters
NE = Not established
NM = Not measured

Onsite Wells
Offsite Wells
Plume Boundary Wells

RAMBOLL ENVIRON

TABLE 6
SUMMARY OF MONITORING WELL GROUNDWATER SAMPLE ANALYTICAL RESULTS (THIRD QUARTER 2015)
Whirlpool Facility - Fort Smith, Arkansas

Location		ITMW-19	ITMW-21	IW-80	MW-25	MW-32R	MW-33R	DUP-04-201507	MW-34R	MW-35R	MW-38	MW-65	MW-83	MW-84	MW-85
ENVIRON Sample ID		ITMW-19-201507	ITMW-21-201507	IW-80-201507	MW-25-201507	MW-32R-201507	MW-33R-201507	DUP-04-201507	MW-34R-201507	MW-35R-201507	MW-38-201507	MW-65-201507	MW-83-201507	MW-84-201507	MW-85-201507
Lab Sample ID(s)	Remedial Action Levels per ADEQ RADD Issued Dec 2013	60199172006, 161940030, 057MG052	60199011018, 161940021, 057MG051	60198937003, 057MG025	60199172007, 161940032, 057MG056	60198937023, 161940003, 057MG027	60199011001, 161940008, 057MG035	60199011002	60198937005, 057MG017	60198937006, 057MG021	60199172005, 161940031, 057MG055	60198856009, 057MG012	60199015005	60199189019	60199189017
Sample Date		7/22/2015	7/22/2015	7/21/2015	7/22/2015	7/21/2015	7/22/2015	7/22/2015	7/21/2015	7/21/2015	7/22/2015	7/20/2015	7/22/2015	7/23/2015	7/23/2015
Sample Method		Low Flow	Low Flow	Low Flow	Low Flow	Low Flow	Low Flow	Low Flow	Low Flow	Low Flow	Low Flow	Low Flow	Low Flow	Low Flow	Low Flow
Comments								Field Duplicate							
Volatile Organic Compounds															
Acetone	12000	U (1.9)	U (1.9)	U (1.9)	128 (1.9)	U (1.9)	U (1.9)	U (1.9)	U (1.9)	U (1.9)	U (1.9)	62.1 (1.9)	19.6 (1.9)	61.6 (1.9)	75.0 (1.9)
Benzene	5	U (0.060)	U (0.060)	U (0.060)	0.29 J (0.060)	0.17 J (0.060)	U (0.060)	U (0.060)	0.56 J (0.060)	0.11 J (0.060)	0.39 J (0.060)	0.13 J (0.060)	U (0.060)	U (0.060)	U (0.060)
Bromodichloromethane	80	U (0.19)	U (0.19)	U (0.19)	0.74 J (0.19)	U (0.19)	U (0.19)	U (0.19)	U (0.19)	U (0.19)	U (0.19)	U (0.19)	U (0.19)	U (0.19)	0.53 J (0.19)
Bromoform	80	0.55 J (0.070)	U (0.070)	0.97 J (0.070)	U (0.070)	0.21 J (0.070)	0.76 J (0.070)	0.71 J (0.070)	1.2 (0.070)	0.16 J (0.070)	U (0.070)	5.0 (0.070)	0.19 J (0.070)	1.8 (0.070)	7.3 (0.070)
Bromomethane	7	2.0 J (0.16)	U (0.16)	1.2 J (0.16)	6.5 (0.16)	4.2 J (0.16)	U (0.16)	U (0.16)	1.9 J (0.16)	37.3 (0.16)	U (0.16)	1.3 J (0.16)	0.75 J (0.16)	3.6 J (0.16)	10.3 (0.16)
2-Butanone	4900	U (0.59)	U (0.59)	U (0.59)	11.4 (0.59)	U (0.59)	U (0.59)	U (0.59)	U (0.59)	U (0.59)	U (0.59)	4.1 J (0.59)	U (0.59)	U (0.59)	3.3 J (0.59)
Carbon Disulfide	720	U (0.12)	U (0.12)	U (0.12)	1.7 J (0.12)	0.89 J (0.12)	0.47 J (0.12)	0.44 J (0.12)	0.46 J (0.12)	U (0.12)	U (0.12)	U (0.12)	U (0.12)	U (0.12)	U (0.12)
Carbon Tetrachloride	5	U (0.18)	U (0.18)	U (0.18)	U (0.18)	U (0.18)	U (0.18)	U (0.18)	U (0.18)	U (0.18)	U (0.18)	U (0.18)	U (0.18)	U (0.18)	U (0.18)
Chlorobenzene	100	U (0.21)	U (0.21)	U (0.21)	U (0.21)	U (0.21)	U (0.21)	U (0.21)	U (0.21)	U (0.21)	U (0.21)	U (0.21)	U (0.21)	U (0.21)	U (0.21)
Chloroethane	12000	U (0.15)	U (0.15)	U (0.15)	U (0.15)	U (0.15)	U (0.15)	U (0.15)	U (0.15)	U (0.15)	U (0.15)	U (0.15)	U (0.15)	U (0.15)	U (0.15)
Chloroform	80	0.44 J (0.14)	U (0.14)	U (0.14)	17.6 (0.14)	U (0.14)	0.23 J (0.14)	0.23 J (0.14)	2.9 (0.14)	0.15 J (0.14)	0.81 J (0.14)	U (0.14)	U (0.14)	U (0.14)	1.2 (0.14)
Chloromethane	190	22.4 (0.080)	U (0.080)	0.60 J (0.080)	23.3 (0.080)	8.8 (0.080)	U (0.080)	U (0.080)	2.3 (0.080)	39.9 (0.080)	0.23 J (0.080)	2.5 (0.080)	0.35 J (0.080)	11.2 (0.080)	15.9 (0.080)
Dibromochloromethane	80	U (0.21)	U (0.21)	U (0.21)	U (0.21)	U (0.21)	U (0.21)	U (0.21)	U (0.21)	U (0.21)	U (0.21)	U (0.21)	U (0.21)	U (0.21)	0.46 J (0.21)
1,1-Dichloroethane	2.4	U (0.050)	U (0.050)	U (0.050)	6.0 (0.050)	U (0.050)	U (0.050)	U (0.050)	U (0.050)	U (0.050)	U (0.050)	U (0.050)	U (0.050)	U (0.050)	0.27 J (0.050)
1,2-Dichloroethane	5	U (0.12)	U (0.12)	U (0.12)	0.89 J (0.12)	U (0.12)	2.4 (0.12)	2.6 (0.12)	U (0.12)	U (0.12)	U (0.12)	U (0.12)	U (0.12)	U (0.12)	U (0.12)
1,1-Dichloroethene	7	U (0.20)	U (0.20)	U (0.20)	4.6 (0.20)	U (0.20)	0.26 J (0.20)	0.20 J (0.20)	U (0.20)	U (0.20)	16.9 (0.20)	U (0.20)	U (0.20)	U (0.20)	0.23 J (0.20)
cis-1,2-Dichloroethene	70	U (0.080)	0.20 J (0.080)	0.39 J (0.080)	580 J (80.0)	0.29 J (0.080)	6.8 (0.080)	6.1 (0.080)	U (0.080)	1.0 (0.080)	1340 (8.0)	0.38 J (0.080)	0.49 J (0.080)	U (0.080)	6.3 (0.080)
trans-1,2-Dichloroethene	100	U (0.20)	U (0.20)	U (0.20)	109 (0.20)	U (0.20)	1.4 (0.20)	1.4 (0.20)	U (0.20)	U (0.20)	31.7 (0.20)	U (0.20)	U (0.20)	U (0.20)	1.3 (0.20)
1,2-Dichloropropane	5	U (0.16)	U (0.16)	U (0.16)	U (0.16)	U (0.16)	U (0.16)	U (0.16)	U (0.16)	U (0.16)	U (0.16)	U (0.16)	U (0.16)	U (0.16)	U (0.16)
2-Hexanone	34	U (1.2)	U (1.2)	U (1.2)	U (1.2)	U (1.2)	U (1.2)	U (1.2)	U (1.2)	U (1.2)	U (1.2)	U (1.2)	U (1.2)	U (1.2)	U (1.2)
4-Methyl-2-pentanone	1000	U (0.42)	U (0.42)	U (0.42)	U (0.42)	U (0.42)	U (0.42)	U (0.42)	U (0.42)	U (0.42)	U (0.42)	U (0.42)	U (0.42)	U (0.42)	U (0.42)
Methylene Chloride	5	U (0.15)	U (0.15)	U (0.15)	15.8 (0.15)	U (0.15)	U (0.15)	U (0.15)	U (0.15)	U (0.15)	U (0.15)	U (0.15)	U (0.15)	U (0.15)	1.1 (0.15)
1,1,2,2-Tetrachloroethane	0.066	0.68 J (0.15)	U (0.15)	U (0.15)	156 J (150)	U (0.15)	U (0.15)	U (0.15)	U (0.15)	U (0.15)	U (0.15)	U (0.15)	U (0.15)	U (0.15)	2.7 (0.15)
Tetrachloroethene	5	U (0.10)	U (0.10)	U (0.10)	19.8 (0.10)	U (0.10)	U (0.10)	U (0.10)	U (0.10)	U (0.10)	1.7 (0.10)	U (0.10)	U (0.10)	U (0.10)	0.22 J (0.10)
Toluene	1000	U (0.17)	U (0.17)	U (0.17)	U (0.17)	U (0.17)	U (0.17)	U (0.17)	U (0.17)	U (0.17)	U (0.17)	U (0.17)	U (0.17)	U (0.17)	U (0.17)
1,1,1-Trichloroethane	200	0.13 J (0.11)	U (0.11)	U (0.11)	21.2 (0.11)	U (0.11)	U (0.11)	U (0.11)	U (0.11)	U (0.11)	U (0.11)	U (0.11)	U (0.11)	U (0.11)	3.5 (0.11)
1,1,2-Trichloroethane	5	U (0.20)	U (0.20)	U (0.20)	1.6 (0.20)	U (0.20)	U (0.20)	U (0.20)	U (0.20)	U (0.20)	U (0.20)	U (0.20)	U (0.20)	U (0.20)	U (0.20)
Trichloroethene	5	15.2 (0.17)	7.6 (0.17)	12.5 (0.17)	39800 (170)	7.4 (0.17)	488 (1.7)	447 (0.85)	3.5 (0.17)	33.7 (0.17)	3420 (17.0)	26.3 (0.17)	27.9 (0.17)	0.29 J (0.17)	132 (0.17)
Vinyl Chloride	2	U (0.13)	U (0.13)	U (0.13)	66.4 (0.13)	U (0.13)	U (0.13)	U (0.13)	U (0.13)	U (0.13)	119 (0.13)	U (0.13)	U (0.13)	U (0.13)	U (0.13)
Metals															
Iron	NE	5490 (50.0)	59.4 (50.0)	145 (50.0)	436 (50.0)	3670 (50.0)	5410 (50.0)	NM	380 (50.0)	74.2 (50.0)	2390 (50.0)	98.3 (50.0)	NM	NM	NM
Manganese	NE	185 (5.0)	681 (5.0)	14.3 (5.0)	373 (5.0)	2130 (5.0)	8540 (5.0)	NM	2000 (5.0)	46.5 (5.0)	3410 (5.0)	52.8 (5.0)	NM	NM	NM
Monitored Natural Attenuation Parameters															
Acetic acid	NE	U (5000)	U (5000)	NM	U (5000)	U (5000)	U (5000)	NM	NM	NM	U (5000)	NM	NM	NM	NM
Acetylene	NE	U (0.50)	U (0.50)	NM	1.4 n (0.50)	U (0.50)	0.82 n (0.50)	NM	NM	NM	U (0.50)	NM	NM	NM	NM
Total Alkalinity	NE	73500 (20000)	13100 J (20000)	167000 (20000)	97700 (20000)	15700 J (20000)	52800 (20000)	NM	20500 (20000)	330000 (20000)	256000 (20000)	319000 (20000)	NM	NM	NM
Ammonia	NE	3500 (100)	U (100)	120 (100)	440 (100)	U (100)	74 J (100)	NM	U (100)	1600 (100)	52 J (100)	550 (100)	NM	NM	NM
Bicarbonate Alkalinity	NE	73500 (20000)	13100 J (20000)	167000 (20000)	97700 (20000)	15700 J (20000)	52800 (20000)	NM	20500 (20000)	330000 (20000)	256000 (20000)	55300 (20000)	NM	NM	NM
Butyric acid	NE	U (5000)	U (5000)	NM	U (5000)	U (5000)	U (5000)	NM	NM	NM	U (5000)	NM	NM	NM	NM
Carbon Dioxide	NE	140000 (20000)	U (20000)	293000 (20000)	637000 (20000)	U (20000)	257000 (20000)	NM	283000 (20000)	828000 (20000)	415000 (20000)	165000 (20000)	NM	NM	NM
Organic Carbon (total)	NE	U (1000)	U (1000)	670 J (1000)	5400 (1000)	620 J (1000)	U (1000)	NM	650 J (1000)	1100 (1000)	1600 (1000)	3100 (1000)	NM	NM	NM
Carbonate Alkalinity	NE	U (20000)	U (20000)	U (20000)	U (20000)	U (20000)	U (20000)	NM	U (20000)	U (20000)	U (20000)	264000 (20000)	NM	NM	NM
Chloride	NE	254000 (20000)	743000 (50000)	229000 (20000)	453000 (50000)	217000 (20000)	180000 (20000)	NM	188000 (10000)	260000 (20000)	25700 (2000)	232000 (20000)	NM	NM	NM
2-Chloroethanol	NE	U (10000)	U (10000)	U (10000)	U (10000)	U (10000)	U (10000)	NM	U (10000)	U (10000)	U (10000)	U (10000)	NM	NM	NM
Iron, Ferric	NE	5500 (200)	U (200)	U (200)	290 (200)	3500 (200)	5400 (200)	NM	380 (200)	U (200)	1600 (200)	U (200)	NM	NM	NM
Lactic Acid	NE	U (10000)	U (10000)	NM	U (10000)	U (10000)	U (10000)	NM	NM	NM	U (10000)	NM	NM	NM	NM
Nitrogen	NE	NM	NM	570 (100)	NM	160 (100)	NM	NM	120 (100)	3300 (100)	NM	2500 (100)	NM	NM	NM
Nitrogen, Nitrate (As N)	NE	7700 (500)	U (100)	570 (100)	670 (100)	160 (100)	1600 (100)	NM	120 (100)	3300 (100)	94 J (100)	2500 (100)	NM	NM	NM
Nitrogen, Nitrite	NE	U (500)	U (100)	U (100)	U (100)	U (100)	U (100)	NM	U (100)	U (100)	U (100)	U (100)	NM	NM	NM
pH [STD UNITS]	NE	6.3 (0.10)	4.6 (0.10)	6.4 (0.10)	5.6 (0.10)	4.9 (0.10)	5.7 (0.10)	NM	5.2 (0.10)	6.1 (0.10)	6.4 (0.10)	10.1 (0.10)	NM	NM	NM
Phosphates (total)	NE	410 (30)	32 (30)	750 (30)	350 (30)	32 (30)	18 J (30)	NM	32 (30)	2000 (30)	180 (30)	700 (30)	NM	NM	NM
Propionic Acid	NE	U (5000)	U (5000)	NM	U (5000)	U (5000)	U (5000)	NM	NM	NM	U (5000)	NM	NM	NM	NM
Pyruvic Acid	NE	U (5000)	U (5000)	NM	U (5000)	U (5000)	U (5000)	NM	NM	NM	U (5000)	NM	NM	NM	NM
Sulfide (total)	NE	U (50)	U (50)	U (50)	U (50)	U (50)	U (50)	NM	U (50)	U (50)	U (50)	U (50)	NM	NM	NM
Sulfate	NE	6900000 (500000)	6000 (1000)	442000 (50000)	1870000 (200000)	274000 (20000)	123000 (20000)	NM	175000 (10000)	5330000 (500000)	72300 (10000)	2780000 (200000)	NM	NM	NM
Gasses															
Methane	NE	15 (0.50)	0.99 (0.50)	NM	56 (0.50)	8.4 (0.50)	140 (0.50)	NM	NM	NM	29 (0.50)	NM	NM	NM	NM
Ethane	NE	0.13 (0.10)	U (0.10)	NM	7.6 (0.10)	0.27 (0.10)	4.3 (0.10)	NM	NM	NM	1.2 (0.10)	NM	NM	NM	NM
Ethene	NE	U (0.10)	U (0.10)	NM	0.41 (0.10)	1.1 (0.10)	4.9 (0.10)	NM	NM	NM	5.3 (0.10)	NM	NM	NM	NM
Hydrogen [nM] [4]	NE	330 nd (12)	5.1 (0.60)	NM	240 nd (12)	NM	NM	NM	NM	NM	2.5 (0.60)	NM	NM	NM	NM
Molecular Analyses															
BAV1 Vinyl Chloride Reductase [cells/mL]	NE	U (0.66666666667)	U (0.5)	U (0.5)	U (0.5)	U (0.5)	U (0.5)	NM	U (0.5)	U (0.5)	6050 (0.5)	U (0.5)	NM	NM	NM
Dehalocaccoides (DHC) [cells/mL]	NE	3.3 (0.66666666667)	0.2 J (0.5)	U (0.5)	U (0.5)	U (0.5)	U (0.5)	NM	U (0.5)	U (0.5)	9510 (0.5)	U (0.5)	NM	NM	NM
tceA Reductase [cells/mL]	NE	U (0.66666666667)	U (0.5)	U (0.5)	U (0.5)	U (0.5)	U (0.5)	NM	U (0.5)	U (0.5)	U (0.5)	U (0.5)	NM	NM	NM

Notes:

1 All concentrations are presented in ug/L except where noted.
2 Only compounds with at least one detection are shown, with the exception of Monitored Natural Attenuation Parameters, for which all compounds are shown.
3 Concentrations that exceed the Remedial Action Levels for Fort Smith ADEQ RADD Issued Dec 2013 are double underlined.
4 Concentration presented in nM = nanomolar. Sampling Method - Bubble Strip.

U = Not detected
J = Estimated concentration
( ) = Method detection limit for VOCs; reporting limit for all other parameters
* = Sampled on different day than other parameters with

RADD = Remedial action decision document
ADEQ = Arkansas Department of Environmental Quality
VOC = Volatile organic compounds
µg/L = Micrograms per Liter
mL = Milliliters
NE = Not established
NM = Not measured

Onsite Wells
Offsite Wells
Plume Boundary Wells

RAMBOLL ENVIRON

TABLE 6
SUMMARY OF MONITORING WELL GROUNDWATER SAMPLE ANALYTICAL RESULTS (THIRD QUARTER 2015)
Whirlpool Facility - Fort Smith, Arkansas

Location		MW-86	MW-87	MW-88	MW-89	MW-90	MW-91	MW-92	MW-93	MW-94	MW-95	MW-172	MW-178	MW-179	MW-180
ENVIRON Sample ID		MW-86-201507	MW-87-201507	MW-88-201507	MW-89-201507	MW-90-201507	MW-91-201507	MW-92-201507	MW-93-201507	MW-94-201507	MW-95-201507	MW-172-201507	MW-178-201507	MW-179-201507	MW-180-201507
Lab Sample ID(s)	Remedial Action Levels per ADEQ RADD Issued Dec 2013	60199189011	60199189012	60199189016	60199189014	60199015001	60199189013	60199189009	60199189003	60199189001	60199189020	60199189006	60199015007	60199015006	60199015002
Sample Date		7/23/2015	7/23/2015	7/23/2015	7/23/2015	7/22/2015	7/23/2015	7/23/2015	7/23/2015	7/23/2015	7/23/2015	7/23/2015	7/22/2015	7/22/2015	7/22/2015
Sample Method		Low Flow	Low Flow	Low Flow	Low Flow	Low Flow	Low Flow	Low Flow	Low Flow	Low Flow	Low Flow	Low Flow	Low Flow	Low Flow	Low Flow
Comments															
Volatile Organic Compounds															
Acetone	12000	265 (1.9)	2.3 J (1.9)	19.8 (1.9)	5.4 J (1.9)	U (1.9)	U (1.9)	7.3 J (1.9)	U (1.9)	13.1 (1.9)	U (1.9)	7.4 J (1.9)	10.4 (1.9)	5.1 J (1.9)	2.0 J (1.9)
Benzene	5	0.59 J (0.060)	0.11 J (0.060)	U (0.060)	U (0.060)	U (0.060)	0.11 J (0.060)	0.16 J (0.060)	0.18 J (0.060)	0.15 J (0.060)	0.16 J (0.060)	0.22 J (0.060)	0.23 J (0.060)	0.17 J (0.060)	U (0.060)
Bromodichloromethane	80	2.4 (0.19)	U (0.19)	U (0.19)	U (0.19)	U (0.19)	U (0.19)	U (0.19)	0.20 J (0.19)	U (0.19)	0.24 J (0.19)	U (0.19)	U (0.19)	U (0.19)	U (0.19)
Bromoform	80	1.0 (0.070)	U (0.070)	0.23 J (0.070)	U (0.070)	U (0.070)	U (0.070)	2.0 (0.070)	U (0.070)	U (0.070)	U (0.070)	U (0.070)	U (0.070)	U (0.070)	U (0.070)
Bromomethane	7	2.6 J (0.16)	U (0.16)	0.56 J (0.16)	U (0.16)	U (0.16)	U (0.16)	2.2 J (0.16)	U (0.16)	5.7 (0.16)	U (0.16)	4.3 J (0.16)	U (0.16)	U (0.16)	U (0.16)
2-Butanone	4900	38.4 (0.59)	U (0.59)	U (0.59)	U (0.59)	U (0.59)	U (0.59)	U (0.59)	U (0.59)	U (0.59)	U (0.59)	U (0.59)	U (0.59)	U (0.59)	U (0.59)
Carbon Disulfide	720	9.7 (0.12)	U (0.12)	U (0.12)	U (0.12)	U (0.12)	U (0.12)	0.23 J (0.12)	U (0.12)	0.32 J (0.12)	U (0.12)	U (0.12)	0.18 J (0.12)	0.18 J (0.12)	U (0.12)
Carbon Tetrachloride	5	3.3 (0.18)	U (0.18)	U (0.18)	U (0.18)	U (0.18)	U (0.18)	U (0.18)	0.20 J (0.18)	U (0.18)	U (0.18)	U (0.18)	U (0.18)	U (0.18)	U (0.18)
Chlorobenzene	100	U (0.21)	U (0.21)	U (0.21)	U (0.21)	U (0.21)	U (0.21)	U (0.21)	U (0.21)	U (0.21)	U (0.21)	U (0.21)	U (0.21)	U (0.21)	U (0.21)
Chloroethane	12000	U (0.15)	U (0.15)	U (0.15)	U (0.15)	U (0.15)	U (0.15)	U (0.15)	U (0.15)	U (0.15)	U (0.15)	U (0.15)	U (0.15)	U (0.15)	U (0.15)
Chloroform	80	51.6 (0.14)	0.32 J (0.14)	U (0.14)	U (0.14)	U (0.14)	0.19 J (0.14)	0.69 J (0.14)	4.7 (0.14)	2.8 (0.14)	5.7 (0.14)	1.6 (0.14)	U (0.14)	0.14 J (0.14)	U (0.14)
Chloromethane	190	7.5 (0.080)	U (0.080)	U (0.080)	U (0.080)	U (0.080)	U (0.080)	10.9 (0.080)	0.46 J (0.080)	7.2 (0.080)	0.59 J (0.080)	8.2 (0.080)	U (0.080)	U (0.080)	U (0.080)
Dibromochloromethane	80	U (0.21)	U (0.21)	U (0.21)	U (0.21)	U (0.21)	U (0.21)	U (0.21)	U (0.21)	U (0.21)	U (0.21)	U (0.21)	U (0.21)	U (0.21)	U (0.21)
1,1-Dichloroethane	2.4	7.8 (0.050)	2.6 (0.050)	U (0.050)	U (0.050)	U (0.050)	1.5 (0.050)	U (0.050)	0.41 J (0.050)	2.2 (0.050)	0.48 J (0.050)	U (0.050)	U (0.050)	U (0.050)	U (0.050)
1,2-Dichloroethane	5	0.77 J (0.12)	U (0.12)	U (0.12)	U (0.12)	U (0.12)	U (0.12)	U (0.12)	U (0.12)	U (0.12)	U (0.12)	U (0.12)	U (0.12)	U (0.12)	U (0.12)
1,1-Dichloroethene	7	20.9 (0.20)	6.6 (0.20)	U (0.20)	U (0.20)	U (0.20)	3.7 (0.20)	0.33 J (0.20)	34.7 (0.20)	20.3 (0.20)	44.0 (0.20)	0.63 J (0.20)	0.28 J (0.20)	0.44 J (0.20)	0.34 J (0.20)
cis-1,2-Dichloroethene	70	292 J (80.0)	56.5 (0.080)	U (0.080)	0.18 J (0.080)	U (0.080)	34.8 (0.080)	6.7 (0.080)	164 (0.080)	119 (0.080)	181 (0.080)	12.4 (0.080)	1.1 (0.080)	1.1 (0.080)	3.0 (0.080)
trans-1,2-Dichloroethene	100	59.1 (0.20)	1.7 (0.20)	U (0.20)	U (0.20)	U (0.20)	2.3 (0.20)	0.87 J (0.20)	1.6 (0.20)	18.5 (0.20)	1.2 (0.20)	1.4 (0.20)	U (0.20)	U (0.20)	0.60 J (0.20)
1,2-Dichloropropane	5	U (0.16)	U (0.16)	U (0.16)	U (0.16)	U (0.16)	U (0.16)	U (0.16)	U (0.16)	U (0.16)	U (0.16)	U (0.16)	U (0.16)	U (0.16)	U (0.16)
2-Hexanone	34	U (1.2)	U (1.2)	U (1.2)	U (1.2)	U (1.2)	U (1.2)	U (1.2)	U (1.2)	U (1.2)	U (1.2)	U (1.2)	U (1.2)	U (1.2)	U (1.2)
4-Methyl-2-pentanone	1000	U (0.42)	U (0.42)	U (0.42)	U (0.42)	U (0.42)	U (0.42)	U (0.42)	U (0.42)	U (0.42)	U (0.42)	U (0.42)	U (0.42)	U (0.42)	U (0.42)
Methylene Chloride	5	23.2 (0.15)	U (0.15)	U (0.15)	U (0.15)	U (0.15)	U (0.15)	U (0.15)	3.0 (0.15)	U (0.15)	3.3 (0.15)	U (0.15)	U (0.15)	U (0.15)	U (0.15)
1,1,2,2-Tetrachloroethane	0.066	420 J (150)	U (0.15)	U (0.15)	U (0.15)	U (0.15)	U (0.15)	U (0.15)	U (0.15)	1.3 (0.15)	U (0.15)	1.2 (0.15)	U (0.15)	U (0.15)	U (0.15)
Tetrachloroethene	5	29.7 (0.10)	3.4 (0.10)	U (0.10)	U (0.10)	U (0.10)	1.9 (0.10)	0.35 J (0.10)	6.8 (0.10)	1.8 (0.10)	7.7 (0.10)	1.5 (0.10)	U (0.10)	U (0.10)	U (0.10)
Toluene	1000	2.3 (0.17)	U (0.17)	U (0.17)	U (0.17)	U (0.17)	U (0.17)	U (0.17)	0.27 (0.17)	U (0.17)	U (0.17)	U (0.17)	U (0.17)	U (0.17)	U (0.17)
1,1,1-Trichloroethane	200	578 J (110)	U (0.11)	U (0.11)	U (0.11)	U (0.11)	U (0.11)	1.3 (0.11)	0.88 J (0.11)	U (0.11)	0.16 J (0.11)	U (0.11)	U (0.11)	U (0.11)	U (0.11)
1,1,2-Trichloroethane	5	5.7 (0.20)	U (0.20)	U (0.20)	U (0.20)	U (0.20)	U (0.20)	U (0.20)	1.0 (0.20)	U (0.20)	1.4 (0.20)	U (0.20)	U (0.20)	U (0.20)	U (0.20)
Trichloroethene	5	65100 (170)	758 (1.7)	U (0.17)	14.5 (0.17)	0.38 J (0.17)	411 (0.85)	617 (3.4)	20800 (34.0)	3890 (34.0)	25200 (34.0)	2140 (4.2)	4.6 (0.17)	27.3 (0.17)	22.1 (0.17)
Vinyl Chloride	2	46.7 (0.13)	0.34 J (0.13)	U (0.13)	U (0.13)	U (0.13)	0.23 J (0.13)	1.0 (0.13)	3.4 (0.13)	0.61 J (0.13)	17.1 (0.13)	0.69 J (0.13)	U (0.13)	U (0.13)	U (0.13)
Metals															
Iron	NE	NM	NM	NM	NM	NM	NM	NM	NM	NM	NM	NM	NM	NM	NM
Manganese	NE	NM	NM	NM	NM	NM	NM	NM	NM	NM	NM	NM	NM	NM	NM
Monitored Natural Attenuation Parameters															
Acetic acid	NE	NM	NM	NM	NM	NM	NM	NM	NM	NM	NM	NM	NM	NM	NM
Acetylene	NE	NM	NM	NM	NM	NM	NM	NM	NM	NM	NM	NM	NM	NM	NM
Total Alkalinity	NE	NM	NM	NM	NM	NM	NM	NM	NM	NM	NM	NM	NM	NM	NM
Ammonia	NE	NM	NM	NM	NM	NM	NM	NM	NM	NM	NM	NM	NM	NM	NM
Bicarbonate Alkalinity	NE	NM	NM	NM	NM	NM	NM	NM	NM	NM	NM	NM	NM	NM	NM
Butyric acid	NE	NM	NM	NM	NM	NM	NM	NM	NM	NM	NM	NM	NM	NM	NM
Carbon Dioxide	NE	NM	NM	NM	NM	NM	NM	NM	NM	NM	NM	NM	NM	NM	NM
Organic Carbon (total)	NE	NM	NM	NM	NM	NM	NM	NM	NM	NM	NM	NM	NM	NM	NM
Carbonate Alkalinity	NE	NM	NM	NM	NM	NM	NM	NM	NM	NM	NM	NM	NM	NM	NM
Chloride	NE	NM	NM	NM	NM	NM	NM	NM	NM	NM	NM	NM	NM	NM	NM
2-Chloroethanol	NE	NM	NM	NM	NM	NM	NM	NM	NM	NM	NM	NM	NM	NM	NM
Iron, Ferric	NE	NM	NM	NM	NM	NM	NM	NM	NM	NM	NM	NM	NM	NM	NM
Lactic Acid	NE	NM	NM	NM	NM	NM	NM	NM	NM	NM	NM	NM	NM	NM	NM
Nitrogen	NE	NM	NM	NM	NM	NM	NM	NM	NM	NM	NM	NM	NM	NM	NM
Nitrogen, Nitrate (As N)	NE	NM	NM	NM	NM	NM	NM	NM	NM	NM	NM	NM	NM	NM	NM
Nitrogen, Nitrite	NE	NM	NM	NM	NM	NM	NM	NM	NM	NM	NM	NM	NM	NM	NM
pH [STD UNITS]	NE	NM	NM	NM	NM	NM	NM	NM	NM	NM	NM	NM	NM	NM	NM
Phosphates (total)	NE	NM	NM	NM	NM	NM	NM	NM	NM	NM	NM	NM	NM	NM	NM
Propionic Acid	NE	NM	NM	NM	NM	NM	NM	NM	NM	NM	NM	NM	NM	NM	NM
Pyruvic Acid	NE	NM	NM	NM	NM	NM	NM	NM	NM	NM	NM	NM	NM	NM	NM
Sulfide (total)	NE	NM	NM	NM	NM	NM	NM	NM	NM	NM	NM	NM	NM	NM	NM
Sulfate	NE	NM	NM	NM	NM	NM	NM	NM	NM	NM	NM	NM	NM	NM	NM
Gasses															
Methane	NE	NM	NM	NM	NM	NM	NM	NM	NM	NM	NM	NM	NM	NM	NM
Ethane	NE	NM	NM	NM	NM	NM	NM	NM	NM	NM	NM	NM	NM	NM	NM
Ethene	NE	NM	NM	NM	NM	NM	NM	NM	NM	NM	NM	NM	NM	NM	NM
Hydrogen [nM] [4] *	NE	NM	NM	NM	NM	NM	NM	NM	NM	NM	NM	NM	NM	NM	NM
Molecular Analyses															
BAV1 Vinyl Chloride Reductase [cells/mL]	NE	NM	NM	NM	NM	NM	NM	NM	NM	NM	NM	NM	NM	NM	NM
Dehalocaccoides (DHC) [cells/mL]	NE	NM	NM	NM	NM	NM	NM	NM	NM	NM	NM	NM	NM	NM	NM
tceA Reductase [cells/mL]	NE	NM	NM	NM	NM	NM	NM	NM	NM	NM	NM	NM	NM	NM	NM

Notes:

1 All concentrations are presented in ug/L except where noted.

2 Only compounds with at least one detection are shown, with the exception of Monitored Natural Attenuation Parameters, for which all compounds are shown.

3 Concentrations that exceed the Remedial Action Levels for Fort Smith ADEQ RADD Issued Dec 2013 are double underlined.

4 Concentration presented in nM = nanomolar. Sampling Method - Bubble Strip.

U = Not detected
J = Estimated concentration
( ) = Method detection limit for VOCs; reporting limit for all other parameters
* = Sampled on different day than other parameters with

RADD = Remedial action decision document
ADEQ = Arkansas Department of Environmental Quality
VOC = Volatile organic compounds
µg/L = Micrograms per Liter
mL = Milliliters
NE = Not established
NM = Not measured

Onsite Wells
Offsite Wells
Plume Boundary Wells

TABLE 6
SUMMARY OF MONITORING WELL GROUNDWATER SAMPLE ANALYTICAL RESULTS (THIRD QUARTER 2015)
Whirlpool Facility - Fort Smith, Arkansas

Location		MW-182	ITMW-2	ITMW-4	ITMW-6	ITMW-16	ITMW-20	IW-72	MW-22	MW-23	MW-24	MW-26	MW-27	MW-28	MW-29
ENVIRON Sample ID		MW-182-201507	ITMW-2-201507	ITMW-4-201507	ITMW-6-201507	ITMW-16-201507	ITMW-20-201507	IW-72-201507	MW-22-201507	MW-23-201507	MW-24-201507	MW-26-201507	MW-27-201507	MW-28-201507	MW-29-201507
Lab Sample ID(s)	Remedial Action Levels per ADEQ RADD Issued Dec 2013	60199189010	60199011012, 161940016, 057MG040	60199011027, 161940027, 057MG043	60199011019, 161940022, 057MG045	60199011017, 161940020, 057MG034	60199011026, 161940026, 057MG048	60198856014, 057MG07	60199011015, 161940019, 057MG036	60199189018	60199189015	60199011005, 161940011, 057MG032	60199011008, 161940013, 057MG050	60199011007, 161940012, 057MG038	60199011021, 161940023, 057MG039
Sample Date		7/23/2015	7/22/2015	7/22/2015	7/22/2015	7/22/2015	7/22/2015	7/20/2015	7/22/2015	7/23/2015	7/23/2015	7/22/2015	7/22/2015	7/22/2015	7/22/2015
Sample Method		Low Flow	Low Flow	Low Flow	Low Flow	Low Flow	Low Flow	Low Flow	Low Flow	Low Flow	Low Flow	Low Flow	Low Flow	Low Flow	Low Flow
Comments															
Volatile Organic Compounds															
Acetone	12000	3.8 J (1.9)	U (1.9)	U (1.9)	U (1.9)	U (1.9)	U (1.9)	U (1.9)	U (1.9)	36.0 (1.9)	61.8 (1.9)	U (1.9)	U (1.9)	U (1.9)	U (1.9)
Benzene	5	U (0.060)	U (0.060)	U (0.060)	U (0.060)	U (0.060)	U (0.060)	0.11 J (0.060)	U (0.060)	U (0.060)	0.13 J (0.060)	U (0.060)	U (0.060)	U (0.060)	0.22 J (0.060)
Bromodichloromethane	80	U (0.19)	U (0.19)	U (0.19)	U (0.19)	U (0.19)	U (0.19)	U (0.19)	U (0.19)	U (0.19)	0.56 J (0.19)	U (0.19)	U (0.19)	U (0.19)	U (0.19)
Bromoform	80	0.17 J (0.070)	U (0.070)	U (0.070)	U (0.070)	U (0.070)	U (0.070)	1.2 (0.070)	U (0.070)	2.9 (0.070)	12.7 (0.070)	U (0.070)	U (0.070)	U (0.070)	U (0.070)
Bromomethane	7	0.91 J (0.16)	U (0.16)	0.42 J (0.16)	U (0.16)	0.34 J (0.16)	U (0.16)	U (0.16)	U (0.16)	9.4 (0.16)	8.0 (0.16)	U (0.16)	U (0.16)	U (0.16)	U (0.16)
2-Butanone	4900	U (0.59)	U (0.59)	U (0.59)	U (0.59)	U (0.59)	U (0.59)	U (0.59)	U (0.59)	3.5 J (0.59)	U (0.59)	U (0.59)	U (0.59)	U (0.59)	U (0.59)
Carbon Disulfide	720	U (0.12)	U (0.12)	0.17 J (0.12)	U (0.12)	U (0.12)	U (0.12)	U (0.12)	U (0.12)	0.19 J (0.12)	0.84 J (0.12)	U (0.12)	U (0.12)	U (0.12)	U (0.12)
Carbon Tetrachloride	5	U (0.18)	U (0.18)	U (0.18)	U (0.18)	U (0.18)	U (0.18)	U (0.18)	U (0.18)	U (0.18)	U (0.18)	U (0.18)	U (0.18)	U (0.18)	U (0.18)
Chlorobenzene	100	0.42 J (0.21)	U (0.21)	0.94 J (0.21)	U (0.21)	U (0.21)	U (0.21)	U (0.21)	U (0.21)	U (0.21)	U (0.21)	U (0.21)	U (0.21)	U (0.21)	7.0 (0.21)
Chloroethane	12000	0.27 J (0.15)	U (0.15)	U (0.15)	U (0.15)	U (0.15)	U (0.15)	U (0.15)	U (0.15)	U (0.15)	1.1 (0.15)	U (0.15)	U (0.15)	U (0.15)	U (0.15)
Chloroform	80	0.27 J (0.14)	U (0.14)	0.20 J (0.14)	U (0.14)	U (0.14)	U (0.14)	U (0.14)	U (0.14)	U (0.14)	0.63 J (0.14)	U (0.14)	U (0.14)	U (0.14)	U (0.14)
Chloromethane	190	U (0.080)	U (0.080)	U (0.080)	U (0.080)	U (0.080)	U (0.080)	U (0.080)	U (0.080)	18.0 (0.080)	60.8 (0.080)	U (0.080)	U (0.080)	U (0.080)	U (0.080)
Dibromochloromethane	80	U (0.21)	U (0.21)	U (0.21)	U (0.21)	U (0.21)	U (0.21)	U (0.21)	U (0.21)	0.22 J (0.21)	0.98 J (0.21)	U (0.21)	U (0.21)	U (0.21)	U (0.21)
1,1-Dichloroethane	2.4	U (0.050)	U (0.050)	0.28 J (0.050)	4.9 (0.050)	U (0.050)	U (0.050)	U (0.050)	U (0.050)	U (0.050)	U (0.050)	U (0.050)	U (0.050)	U (0.050)	U (0.050)
1,2-Dichloroethane	5	U (0.12)	U (0.12)	U (0.12)	U (0.12)	U (0.12)	U (0.12)	U (0.12)	U (0.12)	U (0.12)	U (0.12)	U (0.12)	U (0.12)	U (0.12)	U (0.12)
1,1-Dichloroethene	7	0.56 J (0.20)	U (0.20)	U (0.20)	0.52 J (0.20)	U (0.20)	U (0.20)	U (0.20)	U (0.20)	U (0.20)	U (0.20)	U (0.20)	U (0.20)	U (0.20)	U (0.20)
cis-1,2-Dichloroethene	70	17.8 (0.080)	0.26 J (0.080)	2.6 (0.080)	6.3 (0.080)	U (0.080)	U (0.080)	U (0.080)	U (0.080)	0.95 J (0.080)	3.1 (0.080)	U (0.080)	U (0.080)	U (0.080)	U (0.080)
trans-1,2-Dichloroethene	100	0.89 J (0.20)	U (0.20)	0.24 J (0.20)	U (0.20)	U (0.20)	U (0.20)	U (0.20)	U (0.20)	U (0.20)	0.69 J (0.20)	U (0.20)	U (0.20)	U (0.20)	U (0.20)
1,2-Dichloropropane	5	U (0.16)	U (0.16)	U (0.16)	U (0.16)	U (0.16)	U (0.16)	U (0.16)	U (0.16)	U (0.16)	U (0.16)	U (0.16)	U (0.16)	U (0.16)	U (0.16)
2-Hexanone	34	U (1.2)	U (1.2)	U (1.2)	U (1.2)	U (1.2)	U (1.2)	U (1.2)	U (1.2)	U (1.2)	U (1.2)	U (1.2)	U (1.2)	U (1.2)	U (1.2)
4-Methyl-2-pentanone	1000	U (0.42)	U (0.42)	U (0.42)	U (0.42)	U (0.42)	U (0.42)	U (0.42)	U (0.42)	U (0.42)	U (0.42)	U (0.42)	U (0.42)	U (0.42)	U (0.42)
Methylene Chloride	5	U (0.15)	U (0.15)	0.62 J (0.15)	U (0.15)	U (0.15)	U (0.15)	U (0.15)	U (0.15)	U (0.15)	U (0.15)	U (0.15)	U (0.15)	U (0.15)	U (0.15)
1,1,2,2-Tetrachloroethane	0.066	U (0.15)	U (0.15)	U (0.15)	U (0.15)	U (0.15)	U (0.15)	U (0.15)	U (0.15)	U (0.15)	U (0.15)	U (0.15)	U (0.15)	U (0.15)	U (0.15)
Tetrachloroethene	5	U (0.10)	U (0.10)	U (0.10)	U (0.10)	U (0.10)	U (0.10)	U (0.10)	U (0.10)	U (0.10)	U (0.10)	U (0.10)	U (0.10)	U (0.10)	U (0.10)
Toluene	1000	U (0.17)	U (0.17)	U (0.17)	U (0.17)	U (0.17)	U (0.17)	U (0.17)	U (0.17)	U (0.17)	U (0.17)	U (0.17)	U (0.17)	U (0.17)	U (0.17)
1,1,1-Trichloroethane	200	U (0.11)	U (0.11)	U (0.11)	U (0.11)	U (0.11)	U (0.11)	U (0.11)	U (0.11)	U (0.11)	U (0.11)	U (0.11)	U (0.11)	U (0.11)	U (0.11)
1,1,2-Trichloroethane	5	U (0.20)	U (0.20)	U (0.20)	U (0.20)	U (0.20)	U (0.20)	U (0.20)	U (0.20)	U (0.20)	U (0.20)	U (0.20)	U (0.20)	U (0.20)	U (0.20)
Trichloroethene	5	193 (0.34)	0.24 J (0.17)	2.0 (0.17)	4.7 (0.17)	U (0.17)	0.20 J (0.17)	0.48 J (0.17)	U (0.17)	37.8 (0.17)	178 (0.17)	0.18 J (0.17)	0.18 J (0.17)	U (0.17)	U (0.17)
Vinyl Chloride	2	0.28 J (0.13)	0.17 J (0.13)	0.31 J (0.13)	U (0.13)	U (0.13)	U (0.13)	U (0.13)	U (0.13)	U (0.13)	U (0.13)	U (0.13)	U (0.13)	U (0.13)	U (0.13)
Metals															
Iron	NE	NM	509 (50.0)	5810 (50.0)	255 (50.0)	1490 (50.0)	81.0 (50.0)	181 (50.0)	30.8 J (50.0)	NM	NM	U (50.0)	654 (50.0)	135 (50.0)	550 (50.0)
Manganese	NE	NM	45.4 (5.0)	3270 (5.0)	184 (5.0)	21.9 (5.0)	8.2 (5.0)	4280 (5.0)	19.6 (5.0)	NM	NM	326 (5.0)	13.8 (5.0)	58.6 (5.0)	282 (5.0)
Monitored Natural Attenuation Parameters															
Acetic acid	NE	NM	U (5000)	U (5000)	U (5000)	U (5000)	U (5000)	NM	U (5000)	NM	NM	U (5000)	U (5000)	U (5000)	U (5000)
Acetylene	NE	NM	U (0.50)	U (0.50)	U (0.50)	U (0.50)	U (0.50)	NM	U (0.50)	NM	NM	U (0.50)	U (0.50)	U (0.50)	U (0.50)
Total Alkalinity	NE	NM	58700 (20000)	81000 (20000)	145000 (20000)	39500 (20000)	98300 (20000)	206000 (20000)	30100 (20000)	NM	NM	56900 (20000)	39200 (20000)	73700 (20000)	13800 J (20000)
Ammonia	NE	NM	35 J (100)	280 (100)	U (100)	U (100)	U (100)	U (100)	U (100)	NM	NM	U (100)	U (100)	U (100)	U (100)
Bicarbonate Alkalinity	NE	NM	58700 (20000)	81000 (20000)	145000 (20000)	39500 (20000)	98300 (20000)	206000 (20000)	30100 (20000)	NM	NM	56900 (20000)	39200 (20000)	73700 (20000)	13800 J (20000)
Butyric acid	NE	NM	U (5000)	U (5000)	U (5000)	U (5000)	U (5000)	NM	U (5000)	NM	NM	U (5000)	U (5000)	U (5000)	U (5000)
Carbon Dioxide	NE	NM	186000 (20000)	171000 (20000)	347000 (20000)	73400 (20000)	200000 (20000)	882000 (20000)	750000 (20000)	NM	NM	735000 (20000)	56500 (20000)	162000 (20000)	U (20000)
Organic Carbon (total)	NE	NM	U (1000)	8600 (1000)	540 J (1000)	6700 (1000)	U (1000)	480 J (1000)	580 J (1000)	NM	NM	U (1000)	3100 (1000)	750 J (1000)	1200 (1000)
Carbonate Alkalinity	NE	NM	U (20000)	U (20000)	U (20000)	U (20000)	U (20000)	U (20000)	U (20000)	NM	NM	U (20000)	U (20000)	U (20000)	U (20000)
Chloride	NE	NM	133000 (20000)	7800 (1000)	132000 (10000)	660 J (1000)	100000 (10000)	219000 (20000)	8200 (1000)	NM	NM	290000 (20000)	6500 (1000)	18400 (2000)	97600 (20000)
2-Chloroethanol	NE	NM	U (10000)	U (10000)	U (10000)	U (10000)	U (10000)	U (10000)	U (10000)	NM	NM	U (10000)	U (10000)	U (10000)	U (10000)
Iron, Ferric	NE	NM	510 (200)	4600 (200)	220 (200)	1500 (200)	U (200)	U (200)	U (200)	NM	NM	U (200)	650 (200)	U (200)	550 (200)
Lactic Acid	NE	NM	U (10000)	U (10000)	U (10000)	U (10000)	U (10000)	NM	U (10000)	NM	NM	U (10000)	U (10000)	U (10000)	U (10000)
Nitrogen	NE	NM	NM	NM	NM	NM	NM	880 (500)	NM	NM	NM	NM	NM	NM	NM
Nitrogen, Nitrate (As N)	NE	NM	930 (100)	U (100)	24200 M1 (1000)	320 (100)	920 (100)	880 (500)	U (100)	NM	NM	2700 (100)	740 (100)	U (100)	1800 (100)
Nitrogen, Nitrite	NE	NM	U (100)	U (100)	U (1000)	U (100)	U (100)	U (500)	U (100)	NM	NM	U (100)	U (100)	U (100)	U (100)
pH [STD UNITS]	NE	NM	5.9 (0.10)	6.2 (0.10)	6.1 (0.10)	6.3 (0.10)	6.2 (0.10)	5.8 (0.10)	4.9 (0.10)	NM	NM	5.2 (0.10)	6.6 (0.10)	6.2 (0.10)	5.0 (0.10)
Phosphates (total)	NE	NM	32 (30)	140 (30)	14 J (30)	32 (30)	32 (30)	120 (30)	32 (30)	NM	NM	14 J (30)	70 (30)	32 (30)	66 (30)
Propionic Acid	NE	NM	U (5000)	U (5000)	U (5000)	U (5000)	U (5000)	NM	U (5000)	NM	NM	U (5000)	U (5000)	U (5000)	U (5000)
Pyruvic Acid	NE	NM	U (5000)	U (5000)	U (5000)	U (5000)	U (5000)	NM	U (5000)	NM	NM	U (5000)	U (5000)	U (5000)	U (5000)
Sulfide (total)	NE	NM	U (50)	U (50)	U (50)	U (50)	U (50)	U (50)	U (50)	NM	NM	U (50)	U (50)	U (50)	U (50)
Sulfate	NE	NM	19200 (2000)	16500 (1000)	92200 (10000)	9500 (1000)	17200 (1000)	7900 (1000)	6200 (1000)	NM	NM	9900 (1000)	8300 (1000)	39100 (2000)	56200 (5000)
Gasses															
Methane	NE	NM	28 (0.50)	73 (0.50)	0.63 (0.50)	U (0.50)	U (0.50)	NM	U (0.50)	NM	NM	U (0.50)	U (0.50)	U (0.50)	U (0.50)
Ethane	NE	NM	U (0.10)	0.14 (0.10)	U (0.10)	U (0.10)	U (0.10)	NM	U (0.10)	NM	NM	U (0.10)	U (0.10)	U (0.10)	U (0.10)
Ethene	NE	NM	U (0.10)	0.21 (0.10)	U (0.10)	U (0.10)	U (0.10)	NM	U (0.10)	NM	NM	U (0.10)	U (0.10)	U (0.10)	U (0.10)
Hydrogen [nM] 4*	NE	NM	1.9 (0.60)	1.9 (0.60)	1.9 (0.60)	8.6 (0.60)	7.0 (0.60)	NM	2.0 (0.60)	NM	NM	2.0 (0.60)	6.8 (0.60)	1.9 (0.60)	2.1 (0.60)
Molecular Analyses															
BAV1 Vinyl Chloride Reductase [cells/mL]	NE	NM	U (0.5)	U (0.5)	U (0.5)	U (1)	U (0.5)	U (0.5)	U (0.5)	NM	NM	U (0.5)	U (0.5)	U (0.5)	U (0.5)
Dehalococcoides (DHC) [cells/mL]	NE	NM	U (0.5)	2 (0.5)	U (0.5)	0.5 J (1)	U (0.5)	U (0.5)	1.3 (0.5)	NM	NM	U (0.5)	U (0.5)	14.2 (0.5)	U (0.5)
tceA Reductase [cells/mL]	NE	NM	U (0.5)	0.5 J (0.5)	U (0.5)	U (1)	U (0.5)	U (0.5)	U (0.5)	NM	NM	U (0.5)	U (0.5)	U (0.5)	U (0.5)

Notes:
1 All concentrations are presented in ug/L except where noted.
2 Only compounds with at least one detection are shown, with the exception of Monitored Natural Attenuation Parameters, for which all compounds are shown.
3 Concentrations that exceed the Remedial Action Levels for Fort Smith ADEQ RADD Issued Dec 2013 are double underlined.
4 Concentration presented in nM = nanomolar. Sampling Method - Bubble Strip.
U = Not detected
J = Estimated concentration
( ) = Method detection limit for VOCs; reporting limit for all other parameters
* = Sampled on different day than other parameters with

RADD = Remedial action decision document
ADEQ = Arkansas Department of Environmental Quality
VOC = Volatile organic compounds
µg/L = Micrograms per Liter
mL = Milliliters
NE = Not established
NM = Not measured

Onsite Wells
Offsite Wells
Plume Boundary Wells

TABLE 6
SUMMARY OF MONITORING WELL GROUNDWATER SAMPLE ANALYTICAL RESULTS (THIRD QUARTER 2015)
Whirlpool Facility - Fort Smith, Arkansas

Location		MW-31R	MW-36R	MW-39R	MW-40R	MW-50R	MW-60R	MW-61R	MW-62R	MW-63R	MW-66	MW-67R	MW-68	MW-96	MW-96
ENVIRON Sample ID		MW-31R-201507	MW-36R-201507	MW-39R-201507	MW-40R-201507	MW-50R-201507	MW-60R-201507	MW-61R-201507	MW-62R-201507	MW-63R-201507	MW-66-201507	MW-67R-201507	MW-68-201507	MW-96-201507	DUP-06-201507
Lab Sample ID(s)	Remedial Action Levels per ADEQ RADD Issued Dec 2013	60198937026, 161940006, 057MG028	60198856003, 057MG03	60198856008, 057MG011	60198856006, 057MG08	60198937027, 161940007, 057MG031	60198937024, 161940004, 057MG029	60198937025, 161940005, 057MG030	60198937012, 057MG022	60198937013, 162080001, 057MG013	60198856001, 162080010, 057MG01	60198856002, 162080006, 057MG02	60198856007, 057MG010	60199189004	60199189005
Sample Date		7/21/2015	7/20/2015	7/20/2015	7/20/2015	7/21/2015	7/21/2015	7/21/2015	7/21/2015	7/21/2015	7/20/2015	7/20/2015	7/20/2015	7/23/2015	7/23/2015
Sample Method		Low Flow	Low Flow	Low Flow	Low Flow	Low Flow	Low Flow	Low Flow	Low Flow	Low Flow	Low Flow	Low Flow	Low Flow	Low Flow	Low Flow
Comments															Field Duplicate
Volatile Organic Compounds															
Acetone	12000	U (1.9)	35.5 J (1.9)	2.5 J (1.9)	2.5 J (1.9)	U (1.9)	U (1.9)	U (1.9)	U (1.9)	U (1.9)	U (1.9)	U (1.9)	U (1.9)	4.8 J (1.9)	U (1.9)
Benzene	5	U (0.060)	0.26 J (0.060)	UJ (0.060)	U (0.060)	U (0.060)	U (0.060)	U (0.060)	U (0.060)	U (0.060)	U (0.060)	U (0.060)	U (0.060)	U (0.060)	U (0.060)
Bromodichloromethane	80	U (0.19)	UJ (0.19)	UJ (0.19)	U (0.19)	U (0.19)	U (0.19)	U (0.19)	U (0.19)	U (0.19)	U (0.19)	U (0.19)	U (0.19)	U (0.19)	U (0.19)
Bromoform	80	U (0.070)	1.8 J (0.070)	UJ (0.070)	U (0.070)	U (0.070)	U (0.070)	U (0.070)	U (0.070)	U (0.070)	U (0.070)	U (0.070)	U (0.070)	U (0.070)	U (0.070)
Bromomethane	7	U (0.16)	51.6 J (0.16)	UJ (0.16)	U (0.16)	U (0.16)	U (0.16)	U (0.16)	U (0.16)	0.53 J (0.16)	U (0.16)	U (0.16)	U (0.16)	U (0.16)	U (0.16)
2-Butanone	4900	U (0.59)	UJ (0.59)	UJ (0.59)	U (0.59)	U (0.59)	U (0.59)	U (0.59)	U (0.59)	U (0.59)	U (0.59)	U (0.59)	U (0.59)	U (0.59)	U (0.59)
Carbon Disulfide	720	U (0.12)	UJ (0.12)	UJ (0.12)	0.25 J (0.12)	U (0.12)	U (0.12)	U (0.12)	0.14 J (0.12)	U (0.12)	U (0.12)	U (0.12)	U (0.12)	U (0.12)	U (0.12)
Carbon Tetrachloride	5	U (0.18)	UJ (0.18)	UJ (0.18)	U (0.18)	U (0.18)	U (0.18)	U (0.18)	U (0.18)	U (0.18)	U (0.18)	U (0.18)	U (0.18)	U (0.18)	U (0.18)
Chlorobenzene	100	0.27 J (0.21)	UJ (0.21)	UJ (0.21)	U (0.21)	U (0.21)	U (0.21)	U (0.21)	U (0.21)	U (0.21)	U (0.21)	U (0.21)	U (0.21)	U (0.21)	U (0.21)
Chloroethane	12000	U (0.15)	0.82 J (0.15)	UJ (0.15)	U (0.15)	U (0.15)	U (0.15)	U (0.15)	U (0.15)	U (0.15)	U (0.15)	U (0.15)	U (0.15)	U (0.15)	U (0.15)
Chloroform	80	U (0.14)	1.5 J (0.14)	1.7 J (0.14)	0.29 J (0.14)	0.23 J (0.14)	4.2 (0.14)	0.45 J (0.14)	7.6 (0.14)	3.7 (0.14)	U (0.14)	2.1 (0.14)	U (0.14)	U (0.14)	U (0.14)
Chloromethane	190	U (0.080)	48.7 J (0.080)	UJ (0.080)	U (0.080)	U (0.080)	U (0.080)	U (0.080)	U (0.080)	U (0.080)	U (0.080)	U (0.080)	U (0.080)	U (0.080)	U (0.080)
Dibromochloromethane	80	U (0.21)	UJ (0.21)	UJ (0.21)	U (0.21)	U (0.21)	U (0.21)	U (0.21)	U (0.21)	U (0.21)	U (0.21)	U (0.21)	U (0.21)	U (0.21)	U (0.21)
1,1-Dichloroethane	2.4	U (0.050)	UJ (0.050)	UJ (0.050)	U (0.050)	U (0.050)	U (0.050)	U (0.050)	U (0.050)	U (0.050)	U (0.050)	U (0.050)	U (0.050)	U (0.050)	U (0.050)
1,2-Dichloroethane	5	U (0.12)	0.16 J (0.12)	UJ (0.12)	U (0.12)	U (0.12)	U (0.12)	U (0.12)	U (0.12)	U (0.12)	U (0.12)	U (0.12)	U (0.12)	U (0.12)	U (0.12)
1,1-Dichloroethene	7	U (0.20)	0.89 J (0.20)	UJ (0.20)	0.38 J (0.20)	U (0.20)	U (0.20)	U (0.20)	U (0.20)	U (0.20)	U (0.20)	U (0.20)	U (0.20)	U (0.20)	U (0.20)
cis-1,2-Dichloroethene	70	U (0.080)	UJ (0.080)	UJ (0.080)	U (0.080)	U (0.080)	U (0.080)	U (0.080)	U (0.080)	0.70 J (0.080)	0.22 J (0.080)	U (0.080)	U (0.080)	U (0.080)	U (0.080)
trans-1,2-Dichloroethene	100	U (0.20)	UJ (0.20)	UJ (0.20)	U (0.20)	U (0.20)	U (0.20)	U (0.20)	U (0.20)	U (0.20)	U (0.20)	U (0.20)	U (0.20)	U (0.20)	U (0.20)
1,2-Dichloropropane	5	U (0.16)	UJ (0.16)	UJ (0.16)	U (0.16)	U (0.16)	U (0.16)	U (0.16)	U (0.16)	U (0.16)	U (0.16)	U (0.16)	U (0.16)	U (0.16)	U (0.16)
2-Hexanone	34	U (1.2)	UJ (1.2)	UJ (1.2)	U (1.2)	U (1.2)	U (1.2)	U (1.2)	U (1.2)	U (1.2)	U (1.2)	U (1.2)	U (1.2)	U (1.2)	U (1.2)
4-Methyl-2-pentanone	1000	U (0.42)	UJ (0.42)	UJ (0.42)	U (0.42)	U (0.42)	U (0.42)	U (0.42)	U (0.42)	U (0.42)	U (0.42)	U (0.42)	U (0.42)	U (0.42)	U (0.42)
Methylene Chloride	5	U (0.15)	UJ (0.15)	UJ (0.15)	0.32 J (0.15)	U (0.15)	U (0.15)	U (0.15)	U (0.15)	U (0.15)	U (0.15)	U (0.15)	U (0.15)	U (0.15)	U (0.15)
1,1,2,2-Tetrachloroethane	0.066	U (0.15)	UJ (0.15)	UJ (0.15)	U (0.15)	U (0.15)	U (0.15)	U (0.15)	U (0.15)	U (0.15)	U (0.15)	U (0.15)	U (0.15)	U (0.15)	U (0.15)
Tetrachloroethene	5	U (0.10)	UJ (0.10)	UJ (0.10)	U (0.10)	U (0.10)	U (0.10)	U (0.10)	U (0.10)	U (0.10)	U (0.10)	U (0.10)	U (0.10)	U (0.10)	U (0.10)
Toluene	1000	U (0.17)	UJ (0.17)	UJ (0.17)	U (0.17)	U (0.17)	U (0.17)	U (0.17)	U (0.17)	U (0.17)	U (0.17)	U (0.17)	U (0.17)	U (0.17)	U (0.17)
1,1,1-Trichloroethane	200	U (0.11)	UJ (0.11)	UJ (0.11)	U (0.11)	U (0.11)	U (0.11)	U (0.11)	U (0.11)	U (0.11)	U (0.11)	U (0.11)	U (0.11)	U (0.11)	U (0.11)
1,1,2-Trichloroethane	5	U (0.20)	UJ (0.20)	UJ (0.20)	U (0.20)	U (0.20)	U (0.20)	U (0.20)	U (0.20)	U (0.20)	U (0.20)	U (0.20)	U (0.20)	U (0.20)	U (0.20)
Trichloroethene	5	U (0.17)	UJ (0.17)	UJ (0.17)	U (0.17)	0.22 J (0.17)	U (0.17)	14.7 (0.17)	U (0.17)	5.6 (0.17)	3.3 (0.17)	U (0.17)	U (0.17)	U (0.17)	U (0.17)
Vinyl Chloride	2	U (0.13)	UJ (0.13)	UJ (0.13)	U (0.13)	U (0.13)	U (0.13)	U (0.13)	U (0.13)	U (0.13)	U (0.13)	U (0.13)	U (0.13)	U (0.13)	U (0.13)
Metals															
Iron	NE	2080 (50.0)	150 (50.0)	569 (50.0)	5460 (50.0)	4400 (50.0)	1910 (50.0)	3790 (50.0)	520 (50.0)	1700 (50.0)	111 (50.0)	12300 (50.0)	32.5 J (50.0)	NM	NM
Manganese	NE	812 (5.0)	1370 (5.0)	1130 (5.0)	7230 (5.0)	336 (5.0)	1000 (5.0)	1480 (5.0)	1140 (5.0)	677 (5.0)	7.6 (5.0)	505 (5.0)	1690 (5.0)	NM	NM
Monitored Natural Attenuation Parameters															
Acetic acid	NE	U (5000)	NM	NM	NM	U (5000)	U (5000)	U (5000)	NM	NM	NM	NM	NM	NM	NM
Acetylene	NE	U (0.50)	NM	NM	NM	U (0.50)	U (0.50)	U (0.50)	NM	NM	NM	NM	NM	NM	NM
Total Alkalinity	NE	23500 (20000)	U (20000)	17200 J (20000)	66000 (20000)	214000 (20000)	404000 (20000)	124000 (20000)	67100 (20000)	70400 (20000)	107000 (20000)	306000 (20000)	13700 J (20000)	NM	NM
Ammonia	NE	U (100)	200 (100)	U (100)	U (100)	U (100)	U (100)	U (100)	U (100)	U (100)	U (100)	U (100)	U (100)	NM	NM
Bicarbonate Alkalinity	NE	23500 (20000)	U (20000)	17200 J (20000)	66000 (20000)	214000 (20000)	404000 (20000)	124000 (20000)	67100 (20000)	70400 (20000)	107000 (20000)	306000 (20000)	13700 J (20000)	NM	NM
Butyric acid	NE	U (5000)	NM	NM	NM	U (5000)	U (5000)	U (5000)	NM	NM	NM	NM	NM	NM	NM
Carbon Dioxide	NE	267000 (20000)	U (20000)	U (20000)	181000 (20000)	334000 (20000)	478000 (20000)	265000 (20000)	277000 (20000)	343000 (20000)	530000 (20000)	519000 (20000)	U (20000)	NM	NM
Organic Carbon (total)	NE	U (1000)	930 J (1000)	U (1000)	520 J (1000)	U (1000)	610 J (1000)	U (1000)	1900 M1 (1000)	1300 (1000)	U (1000)	1400 (1000)	U (1000)	NM	NM
Carbonate Alkalinity	NE	U (20000)	U (20000)	U (20000)	U (20000)	U (20000)	U (20000)	U (20000)	U (20000)	U (20000)	U (20000)	U (20000)	U (20000)	NM	NM
Chloride	NE	131000 (10000)	200000 (20000)	306000 (20000)	210000 (20000)	238000 (20000)	117000 (10000)	110000 (10000)	124000 (10000)	130000 (10000)	172000 (10000)	100000 (10000)	314000 (20000)	NM	NM
2-Chloroethanol	NE	U (10000)	U (10000)	U (10000)	U (10000)	U (10000)	U (10000)	U (10000)	U (10000)	U (10000)	U (10000)	U (10000)	U (10000)	NM	NM
Iron, Ferric	NE	360 (200)	U (200)	570 (200)	2200 (200)	3800 (200)	1900 (200)	2000 (200)	520 (200)	1700 (200)	U (200)	11800 (200)	U (200)	NM	NM
Lactic Acid	NE	U (10000)	NM	NM	NM	U (10000)	U (10000)	U (10000)	NM	NM	NM	NM	NM	NM	NM
Nitrogen	NE	83 J (100)	1200 (100)	U (100)	U (100)	U (100)	U (100)	1300 M1 (100)	U (100)	25 J (100)	180 M1 (100)	U (100)	U (100)	NM	NM
Nitrogen, Nitrate (As N)	NE	83 J (100)	1200 (100)	U (100)	U (100)	U (100)	U (100)	1300 (100)	U (100)	25 J (100)	180 (100)	U (100)	U (100)	NM	NM
Nitrogen, Nitrite	NE	U (100)	U (100)	U (100)	U (100)	U (100)	U (100)	U (100)	U (100)	U (100)	U (100)	U (100)	U (100)	NM	NM
pH [STD UNITS]	NE	5.3 (0.10)	4.5 (0.10)	5.1 (0.10)	6.0 (0.10)	6.5 (0.10)	6.8 (0.10)	6.2 (0.10)	5.8 (0.10)	5.7 (0.10)	5.7 (0.10)	6.4 (0.10)	5.0 (0.10)	NM	NM
Phosphates (total)	NE	U (30)	32 (30)	U (30)	66 (30)	32 (30)	700 (30)	130 M1 (30)	74 (30)	70 (30)	98 (30)	140 (30)	100 (30)	NM	NM
Propionic Acid	NE	U (5000)	NM	NM	NM	U (5000)	U (5000)	U (5000)	NM	NM	NM	NM	NM	NM	NM
Pyruvic Acid	NE	U (5000)	NM	NM	NM	U (5000)	U (5000)	U (5000)	NM	NM	NM	NM	NM	NM	NM
Sulfide (total)	NE	U (50)	U (50)	U (50)	U (50)	U (50)	U (50)	U (50)	U (50)	U (50)	U (50)	U (50)	U (50)	NM	NM
Sulfate	NE	29600 (2000)	1670000 (200000)	6100 (1000)	1100 (1000)	4600 (1000)	34300 (5000)	14800 (1000)	32300 (5000)	23700 (2000)	7100 (1000)	13400 (1000)	780 J (1000)	NM	NM
Gasses															
Methane	NE	15 (0.50)	NM	NM	NM	730 (0.50)	6.1 (0.50)	4.5 (0.50)	NM	NM	NM	NM	NM	NM	NM
Ethane	NE	0.18 (0.10)	NM	NM	NM	0.30 (0.10)	2.2 (0.10)	1.4 (0.10)	NM	NM	NM	NM	NM	NM	NM
Ethene	NE	0.18 (0.10)	NM	NM	NM	U (0.10)	2.3 (0.10)	1.1 (0.10)	NM	NM	NM	NM	NM	NM	NM
Hydrogen [nM] [4]	NE	NM	NM	NM	NM	2.3 (0.60)	2.5 (0.60)	2.0 (0.60)	NM	1.9 (0.60)	5.3 (0.60)	7.2 (0.60)	NM	NM	NM
Molecular Analyses															
BAV1 Vinyl Chloride Reductase [cells/mL]	NE	U (0.5)	U (0.5)	U (0.5)	U (0.5)	U (0.5)	U (0.5)	U (0.5)	U (0.5)	U (0.5)	U (0.5)	U (2)	U (0.5)	NM	NM
Dehalococcoides (DHC) [cells/mL]	NE	4.7 (0.5)	U (0.5)	U (0.5)	U (0.5)	U (0.5)	U (0.5)	U (0.5)	U (0.5)	1.4 (0.5)	0.3 J (0.5)	U (2)	0.7 (0.5)	NM	NM
tceA Reductase [cells/mL]	NE	U (0.5)	U (0.5)	U (0.5)	U (0.5)	U (0.5)	U (0.5)	U (0.5)	U (0.5)	U (0.5)	U (0.5)	U (2)	U (0.5)	NM	NM

Notes:

1 All concentrations are presented in ug/L except where noted.
2 Only compounds with at least one detection are shown, with the exception of Monitored Natural Attenuation Parameters, for which all compounds are shown.
3 Concentrations that exceed the Remedial Action Levels for Fort Smith ADEQ RADD Issued Dec 2013 are double underlined.
4 Concentration presented in nM = nanomolar. Sampling Method - Bubble Strip.

U = Not detected
J = Estimated concentration
( ) = Method detection limit for VOCs; reporting limit for all other parameters
* = Sampled on different day than other parameters with

RADD = Remedial action decision document
ADEQ = Arkansas Department of Environmental Quality
VOC = Volatile organic compounds
µg/L = Micrograms per Liter
mL = Milliliters
NE = Not established
NM = Not measured

Onsite Wells
Offsite Wells
Plume Boundary Wells

RAMBOLL ENVIRON

TABLE 6
SUMMARY OF MONITORING WELL GROUNDWATER SAMPLE ANALYTICAL RESULTS (THIRD QUARTER 2015)
Whirlpool Facility - Fort Smith, Arkansas

Location		MW-97	MW-98	MW-99	IW-73	IW-74	IW-74	IW-76	IW-77	MW-41R	MW-41R	MW-46R	MW-46R	MW-55R	MW-56R
ENVIRON Sample ID		MW-97-201507	MW-98-201507	MW-99-201507	IW-73-201507	IW-74-201507	DUP-08-201507	IW-76-201507	IW-77-201507	MW-41R-201507	DUP-03-201507	MW-46R-201507	DUP-05-201507	MW-55R-201507	MW-56R-201507
Lab Sample ID(s)	Remedial Action Levels per ADEQ RADD Issued Dec 2013	60199189002	60199189008	60199189007	60198937002, 057MG024	60198937010, 057MG016	60198937009	60198937007, 057MG019	60198937011, 057MG014	60198937021, 161940002, 057MG026	60198937022	60198937015, 161940001, 057MG018	60198937016	60198856015, 057MG09	60198856012, 057MG05
Sample Date		7/23/2015	7/23/2015	7/23/2015	7/21/2015	7/21/2015	7/21/2015	7/21/2015	7/21/2015	7/21/2015	7/21/2015	7/21/2015	7/21/2015	7/20/2015	7/20/2015
Sample Method		Low Flow	Low Flow	Low Flow	Low Flow	Low Flow	Low Flow	Low Flow	Low Flow	Low Flow	Low Flow	Low Flow	Low Flow	Low Flow	Low Flow
Comments							Field Duplicate				Field Duplicate		Field Duplicate		
Volatile Organic Compounds															
Acetone	12000	1.9 J (1.9)	3.5 J (1.9)	2.1 J (1.9)	U (1.9)	U (1.9)	U (1.9)	U (1.9)	U (1.9)	U (1.9)	3.3 J (1.9)	U (1.9)	U (1.9)	U (1.9)	U (1.9)
Benzene	5	U (0.060)	U (0.060)	U (0.060)	U (0.060)	0.25 J (0.060)	0.22 J (0.060)	U (0.060)	U (0.060)	U (0.060)	U (0.060)	U (0.060)	U (0.060)	U (0.060)	0.14 J (0.060)
Bromodichloromethane	80	U (0.19)	U (0.19)	U (0.19)	U (0.19)	U (0.19)	U (0.19)	0.21 J (0.19)	U (0.19)	U (0.19)	U (0.19)	U (0.19)	U (0.19)	U (0.19)	U (0.19)
Bromoform	80	U (0.070)	U (0.070)	U (0.070)	U (0.070)	U (0.070)	U (0.070)	9.0 (0.070)	0.35 J (0.070)	U (0.070)	U (0.070)	U (0.070)	U (0.070)	U (0.070)	U (0.070)
Bromomethane	7	U (0.16)	U (0.16)	U (0.16)	U (0.16)	U (0.16)	U (0.16)	3.1 J (0.16)	6.3 (0.16)	U (0.16)	U (0.16)	U (0.16)	U (0.16)	0.33 J (0.16)	U (0.16)
2-Butanone	4900	U (0.59)	U (0.59)	U (0.59)	U (0.59)	U (0.59)	U (0.59)	U (0.59)	U (0.59)	U (0.59)	U (0.59)	U (0.59)	U (0.59)	U (0.59)	U (0.59)
Carbon Disulfide	720	0.12 J (0.12)	U (0.12)	U (0.12)	U (0.12)	U (0.12)	U (0.12)	U (0.12)	U (0.12)	0.19 J (0.12)	U (0.12)	U (0.12)	U (0.12)	0.15 J (0.12)	U (0.12)
Carbon Tetrachloride	5	U (0.18)	U (0.18)	U (0.18)	U (0.18)	U (0.18)	U (0.18)	U (0.18)	U (0.18)	U (0.18)	U (0.18)	U (0.18)	U (0.18)	U (0.18)	U (0.18)
Chlorobenzene	100	U (0.21)	U (0.21)	U (0.21)	U (0.21)	U (0.21)	U (0.21)	U (0.21)	U (0.21)	U (0.21)	U (0.21)	U (0.21)	U (0.21)	U (0.21)	U (0.21)
Chloroethane	12000	U (0.15)	U (0.15)	U (0.15)	U (0.15)	U (0.15)	U (0.15)	U (0.15)	U (0.15)	U (0.15)	U (0.15)	U (0.15)	U (0.15)	U (0.15)	U (0.15)
Chloroform	80	U (0.14)	U (0.14)	U (0.14)	U (0.14)	U (0.14)	U (0.14)	0.15 J (0.14)	0.33 J (0.14)	0.38 J (0.14)	0.33 J (0.14)	U (0.14)	U (0.14)	4.7 (0.14)	4.0 (0.14)
Chloromethane	190	U (0.080)	U (0.080)	U (0.080)	U (0.080)	U (0.080)	U (0.080)	2.6 (0.080)	34.8 (0.080)	U (0.080)	U (0.080)	U (0.080)	U (0.080)	U (0.080)	U (0.080)
Dibromochloromethane	80	U (0.21)	U (0.21)	U (0.21)	U (0.21)	U (0.21)	U (0.21)	0.40 J (0.21)	U (0.21)	U (0.21)	U (0.21)	U (0.21)	U (0.21)	U (0.21)	U (0.21)
1,1-Dichloroethane	2.4	U (0.050)	U (0.050)	U (0.050)	U (0.050)	U (0.050)	U (0.050)	U (0.050)	U (0.050)	U (0.050)	U (0.050)	U (0.050)	U (0.050)	U (0.050)	U (0.050)
1,2-Dichloroethane	5	U (0.12)	U (0.12)	U (0.12)	U (0.12)	U (0.12)	U (0.12)	U (0.12)	U (0.12)	U (0.12)	U (0.12)	U (0.12)	U (0.12)	U (0.12)	U (0.12)
1,1-Dichloroethene	7	U (0.20)	U (0.20)	U (0.20)	2.9 (0.20)	0.47 J (0.20)	0.52 J (0.20)	U (0.20)	0.29 J (0.20)	0.26 J (0.20)	0.21 J (0.20)	1.2 (0.20)	1.1 (0.20)	0.26 J (0.20)	0.79 J (0.20)
cis-1,2-Dichloroethene	70	U (0.080)	U (0.080)	U (0.080)	9.0 (0.080)	4.6 (0.080)	4.2 (0.080)	7.3 (0.080)	2.4 (0.080)	3.3 (0.080)	2.8 (0.080)	11.2 (0.080)	10.3 (0.080)	0.42 J (0.080)	8.0 (0.080)
trans-1,2-Dichloroethene	100	U (0.20)	U (0.20)	U (0.20)	U (0.20)	0.37 J (0.20)	0.37 J (0.20)	2.1 (0.20)	0.39 J (0.20)	U (0.20)	U (0.20)	1.2 (0.20)	1.1 (0.20)	U (0.20)	0.71 J (0.20)
1,2-Dichloropropane	5	U (0.16)	U (0.16)	U (0.16)	U (0.16)	U (0.16)	U (0.16)	U (0.16)	U (0.16)	U (0.16)	U (0.16)	U (0.16)	U (0.16)	U (0.16)	U (0.16)
2-Hexanone	34	U (1.2)	U (1.2)	U (1.2)	U (1.2)	U (1.2)	U (1.2)	U (1.2)	U (1.2)	U (1.2)	U (1.2)	U (1.2)	U (1.2)	U (1.2)	U (1.2)
4-Methyl-2-pentanone	1000	U (0.42)	U (0.42)	U (0.42)	U (0.42)	U (0.42)	U (0.42)	U (0.42)	U (0.42)	U (0.42)	U (0.42)	U (0.42)	U (0.42)	U (0.42)	U (0.42)
Methylene Chloride	5	U (0.15)	U (0.15)	U (0.15)	U (0.15)	U (0.15)	U (0.15)	U (0.15)	U (0.15)	4.4 (0.15)	4.9 (0.15)	U (0.15)	U (0.15)	U (0.15)	U (0.15)
1,1,2,2-Tetrachloroethane	0.066	U (0.15)	U (0.15)	U (0.15)	U (0.15)	U (0.15)	U (0.15)	U (0.15)	U (0.15)	U (0.15)	U (0.15)	U (0.15)	U (0.15)	U (0.15)	U (0.15)
Tetrachloroethene	5	U (0.10)	U (0.10)	U (0.10)	U (0.10)	U (0.10)	U (0.10)	U (0.10)	U (0.10)	U (0.10)	U (0.10)	U (0.10)	U (0.10)	U (0.10)	U (0.10)
Toluene	1000	U (0.17)	U (0.17)	U (0.17)	U (0.17)	U (0.17)	U (0.17)	U (0.17)	U (0.17)	U (0.17)	U (0.17)	U (0.17)	U (0.17)	U (0.17)	0.22 J (0.17)
1,1,1-Trichloroethane	200	U (0.11)	U (0.11)	U (0.11)	U (0.11)	U (0.11)	U (0.11)	U (0.11)	U (0.11)	U (0.11)	U (0.11)	U (0.11)	U (0.11)	U (0.11)	U (0.11)
1,1,2-Trichloroethane	5	U (0.20)	U (0.20)	U (0.20)	U (0.20)	U (0.20)	U (0.20)	U (0.20)	U (0.20)	U (0.20)	U (0.20)	U (0.20)	U (0.20)	U (0.20)	U (0.20)
Trichloroethene	5	U (0.17)	U (0.17)	U (0.17)	143 (0.17)	168 (0.17)	168 (0.17)	323 (0.85)	130 (0.17)	40.4 (0.17)	43.0 (0.17)	460 (0.85)	444 (1.7)	8.2 (0.17)	156 (0.17)
Vinyl Chloride	2	U (0.13)	U (0.13)	U (0.13)	1.5 (0.13)	1.4 (0.13)	1.3 (0.13)	U (0.13)	U (0.13)	U (0.13)	0.37 J (0.13)	0.40 J (0.13)	0.13 J (0.13)	0.31 J (0.13)	
Metals															
Iron	NE	NM	NM	NM	3690 (50.0)	41.5 J (50.0)	NM	U (50.0)	148 (50.0)	8570 (50.0)	NM	285 (50.0)	NM	450 (50.0)	938 (50.0)
Manganese	NE	NM	NM	NM	2760 (5.0)	1080 (5.0)	NM	36.3 (5.0)	41.7 (5.0)	15900 (5.0)	NM	106 (5.0)	NM	3080 (5.0)	1660 (5.0)
Monitored Natural Attenuation Parameters															
Acetic acid	NE	NM	NM	NM	NM	NM	NM	NM	NM	7700 (5000)	NM	U (5000)	NM	NM	NM
Acetylene	NE	NM	NM	NM	NM	NM	NM	NM	NM	0.50 n (0.50)	NM	U (0.50)	NM	NM	NM
Total Alkalinity	NE	NM	NM	NM	64200 (20000)	80500 (20000)	NM	22600 (20000)	116000 (20000)	116000 (20000)	NM	9700 J (20000)	NM	37500 (20000)	190000 (20000)
Ammonia	NE	NM	NM	NM	95 J (100)	U (100)	NM	U (100)	510 (100)	U (100)	NM	U (100)	NM	U (100)	U (100)
Bicarbonate Alkalinity	NE	NM	NM	NM	64200 (20000)	80500 (20000)	NM	22600 (20000)	116000 (20000)	116000 (20000)	NM	9700 J (20000)	NM	37500 (20000)	190000 (20000)
Butyric acid	NE	NM	NM	NM	NM	NM	NM	NM	NM	U (5000)	NM	U (5000)	NM	NM	NM
Carbon Dioxide	NE	NM	NM	NM	501000 (20000)	484000 (20000)	NM	362000 (20000)	454000 (20000)	310000 (20000)	NM	U (20000)	NM	293000 (20000)	342000 (20000)
Organic Carbon (total)	NE	NM	NM	NM	U (1000)	U (1000)	NM	U (1000)	740 J (1000)	U (1000)	NM	U (1000)	NM	1800 (1000)	2400 (1000)
Carbonate Alkalinity	NE	NM	NM	NM	U (20000)	U (20000)	NM	U (20000)	U (20000)	U (20000)	NM	U (20000)	NM	U (20000)	U (20000)
Chloride	NE	NM	NM	NM	253000 (20000)	278000 (20000)	NM	383000 (25000)	235000 (20000)	267000 (20000)	NM	216000 (20000)	NM	249000 (20000)	183000 (10000)
2-Chloroethanol	NE	NM	NM	NM	U (10000)	U (10000)	NM	U (10000)	U (10000)	U (10000)	NM	U (10000)	NM	U (10000)	U (10000)
Iron, Ferric	NE	NM	NM	NM	410 (200)	U (200)	NM	U (200)	U (200)	5300 (200)	NM	280 (200)	NM	U (200)	900 (200)
Lactic Acid	NE	NM	NM	NM	NM	NM	NM	NM	NM	U (10000)	NM	U (10000)	NM	NM	NM
Nitrogen	NE	NM	NM	NM	56 J (100)	360 (100)	NM	630 (100)	2200 (100)	U (100)	NM	U (100)	NM	U (100)	U (100)
Nitrogen, Nitrate (As N)	NE	NM	NM	NM	56 J (100)	360 (100)	NM	630 (100)	2200 (100)	U (100)	NM	U (100)	NM	U (100)	U (100)
Nitrogen, Nitrite	NE	NM	NM	NM	U (100)	U (100)	NM	U (100)	U (100)	U (100)	NM	U (100)	NM	U (100)	U (100)
pH [STD UNITS]	NE	NM	NM	NM	5.5 (0.10)	5.6 (0.10)	NM	5.1 (0.10)	5.8 (0.10)	6.0 (0.10)	NM	4.8 (0.10)	NM	5.5 (0.10)	6.3 (0.10)
Phosphates (total)	NE	NM	NM	NM	310 (30)	32 (30)	NM	32 (30)	100 (30)	210 (30)	NM	140 (30)	NM	39 (30)	66 (30)
Propionic Acid	NE	NM	NM	NM	NM	NM	NM	NM	NM	U (5000)	NM	U (5000)	NM	NM	NM
Pyruvic Acid	NE	NM	NM	NM	NM	NM	NM	NM	NM	U (5000)	NM	U (5000)	NM	NM	NM
Sulfide (total)	NE	NM	NM	NM	U (50)	U (50)	NM	U (50)	U (50)	U (50)	NM	U (50)	NM	U (50)	U (50)
Sulfate	NE	NM	NM	NM	3200 (1000)	2200 (1000)	NM	251000 (25000)	1620000 (200000)	1000 J (1000)	NM	690 J (1000)	NM	46100 (5000)	83400 (10000)
Gasses															
Methane	NE	NM	NM	NM	NM	NM	NM	NM	NM	50 (0.50)	NM	23 (0.50)	NM	NM	NM
Ethane	NE	NM	NM	NM	NM	NM	NM	NM	NM	16 (0.10)	NM	U (0.10)	NM	NM	NM
Ethene	NE	NM	NM	NM	NM	NM	NM	NM	NM	10 (0.10)	NM	U (0.10)	NM	NM	NM
Hydrogen [nM] 4*	NE	NM	NM	NM	NM	NM	NM	NM	NM	NM	NM	1.9 (0.60)	NM	NM	NM
Molecular Analyses															
BAV1 Vinyl Chloride Reductase [cells/mL]	NE	NM	NM	NM	122 (0.5)	495 (0.5)	NM	U (0.5)	U (0.5)	U (0.5)	NM	U (0.5)	NM	U (0.5)	U (0.5)
Dehalococcoides (DHC) [cells/mL]	NE	NM	NM	NM	702 (0.5)	2400 (0.5)	NM	U (0.5)	U (0.5)	0.2 J (0.5)	NM	U (0.5)	NM	2.4 (0.5)	2.3 (0.5)
tceA Reductase [cells/mL]	NE	NM	NM	NM	U (0.5)	U (0.5)	NM	U (0.5)	U (0.5)	U (0.5)	NM	U (0.5)	NM	U (0.5)	U (0.5)

Notes:

1 All concentrations are presented in ug/L except where noted.
2 Only compounds with at least one detection are shown, with the exception of Monitored Natural Attenuation Parameters, for which all compounds are shown.
3 Concentrations that exceed the Remedial Action Levels for Fort Smith ADEQ RADD Issued Dec 2013 are double underlined.
4 Concentration presented in nM = nanomolar. Sampling Method - Bubble Strip.

U = Not detected
J = Estimated concentration
( ) = Method detection limit for VOCs; reporting limit for all other parameters
* = Sampled on different day than other parameters with

RADD = Remedial action decision document
ADEQ = Arkansas Department of Environmental Quality
VOC = Volatile organic compounds
µg/L = Micrograms per Liter
mL = Milliliters
NE = Not established
NM = Not measured

Onsite Wells
Offsite Wells
Plume Boundary Wells

RAMBOLL ENVIRON

TABLE 6
SUMMARY OF MONITORING WELL GROUNDWATER SAMPLE ANALYTICAL RESULTS (THIRD QUARTER 2015)
Whirlpool Facility - Fort Smith, Arkansas

Location	Remedial Action Levels per ADEQ RADD Issued Dec 2013	MW-57R	MW-58R	MW-71	MW-81	MW-82	MW-173	MW-174	MW-175	MW-176	MW-181	RW-69
ENVIRON Sample ID		MW-57R-201507	MW-58R-201507	MW-71-201507	MW-81-201507	MW-82-201507	MW-173-201507	MW-174-201507	MW-175-201507	MW-176-201507	MW-181-201507	RW-69-201507
Lab Sample ID(s)		60198856013, 057MG06	60198937014, 057MG020	60198856004, 057MG04	60199015003	60199015004	60198937031	60198937029	60198943001	60198942001	60198937030	60198937001, 057MG023
Sample Date		7/20/2015	7/21/2015	7/20/2015	7/22/2015	7/22/2015	7/22/2015	7/21/2015	7/21/2015	7/21/2015	7/21/2015	7/21/2015
Sample Method		Low Flow	Low Flow	Low Flow	Low Flow	Low Flow	Low Flow	Low Flow	Low Flow	Low Flow	Low Flow	Low Flow
Comments												
Volatile Organic Compounds												
Acetone	12000	U (1.9)	U (1.9)	U (1.9)	15.5 (1.9)	17.8 (1.9)	290 (1.9)	10 J (1.9)	121 (1.9)	6.6 J (1.9)	12.5 (1.9)	U (1.9)
Benzene	5	U (0.060)	U (0.060)	U (0.060)	U (0.060)	0.11 J (0.060)	0.49 J (0.060)	0.23 J (0.060)	0.26 J (0.060)	0.11 J (0.060)	U (0.060)	U (0.060)
Bromodichloromethane	80	U (0.19)	U (0.19)	U (0.19)	U (0.19)	U (0.19)	U (0.19)	U (0.19)	U (0.19)	U (0.19)	U (0.19)	U (0.19)
Bromoform	80	U (0.070)	0.15 J (0.070)	U (0.070)	2.8 (0.070)	U (0.070)	U (0.070)	U (0.070)	U (0.070)	U (0.070)	U (0.070)	U (0.070)
Bromomethane	7	U (0.16)	U (0.16)	U (0.16)	7.0 (0.16)	U (0.16)	U (0.16)	U (0.16)	U (0.16)	U (0.16)	U (0.16)	U (0.16)
2-Butanone	4900	U (0.59)	U (0.59)	U (0.59)	U (0.59)	3.6 J (0.59)	51.8 (0.59)	U (0.59)	12.1 (0.59)	U (0.59)	3.8 J (0.59)	U (0.59)
Carbon Disulfide	720	0.24 J (0.12)	U (0.12)	U (0.12)	U (0.12)	1.1 J (0.12)	0.19 J (0.12)	1.1 J (0.12)	U (0.12)	U (0.12)	0.98 J (0.12)	U (0.12)
Carbon Tetrachloride	5	U (0.18)	U (0.18)	U (0.18)	U (0.18)	U (0.18)	U (0.18)	U (0.18)	U (0.18)	U (0.18)	U (0.18)	U (0.18)
Chlorobenzene	100	U (0.21)	U (0.21)	U (0.21)	U (0.21)	U (0.21)	U (0.21)	U (0.21)	U (0.21)	U (0.21)	U (0.21)	U (0.21)
Chloroethane	12000	U (0.15)	U (0.15)	U (0.15)	U (0.15)	U (0.15)	U (0.15)	U (0.15)	U (0.15)	U (0.15)	U (0.15)	U (0.15)
Chloroform	80	1.5 (0.14)	1.5 (0.14)	U (0.14)	0.24 J (0.14)	U (0.14)	U (0.14)	U (0.14)	U (0.14)	U (0.14)	U (0.14)	U (0.14)
Chloromethane	190	U (0.080)	U (0.080)	U (0.080)	3.6 (0.080)	U (0.080)	U (0.080)	U (0.080)	U (0.080)	U (0.080)	U (0.080)	U (0.080)
Dibromochloromethane	80	U (0.21)	U (0.21)	U (0.21)	0.22 J (0.21)	U (0.21)	U (0.21)	U (0.21)	U (0.21)	U (0.21)	U (0.21)	U (0.21)
1,1-Dichloroethane	2.4	U (0.050)	U (0.050)	U (0.050)	U (0.050)	U (0.050)	U (0.050)	U (0.050)	U (0.050)	U (0.050)	U (0.050)	U (0.050)
1,2-Dichloroethane	5	U (0.12)	U (0.12)	U (0.12)	U (0.12)	U (0.12)	U (0.12)	U (0.12)	U (0.12)	U (0.12)	U (0.12)	U (0.12)
1,1-Dichloroethene	7	1.7 (0.20)	1.6 (0.20)	1.4 (0.20)	1.2 (0.20)	U (0.20)	U (0.20)	U (0.20)	U (0.20)	2.6 (0.20)	U (0.20)	0.90 J (0.20)
cis-1,2-Dichloroethene	70	10.6 (0.080)	9.5 (0.080)	5.3 (0.080)	7.7 (0.080)	U (0.080)	U (0.080)	U (0.080)	0.32 J (0.080)	21.5 (0.080)	U (0.080)	5.5 (0.080)
trans-1,2-Dichloroethene	100	0.98 J (0.20)	0.96 J (0.20)	U (0.20)	1.3 (0.20)	U (0.20)	U (0.20)	U (0.20)	U (0.20)	2.5 (0.20)	U (0.20)	U (0.20)
1,2-Dichloropropane	5	U (0.16)	U (0.16)	U (0.16)	U (0.16)	U (0.16)	U (0.16)	U (0.16)	U (0.16)	U (0.16)	0.25 J (0.16)	U (0.16)
2-Hexanone	34	U (1.2)	U (1.2)	U (1.2)	U (1.2)	U (1.2)	3.6 J (1.2)	U (1.2)	U (1.2)	U (1.2)	U (1.2)	U (1.2)
4-Methyl-2-pentanone	1000	U (0.42)	U (0.42)	U (0.42)	U (0.42)	U (0.42)	2.4 J (0.42)	U (0.42)	0.54 J (0.42)	U (0.42)	U (0.42)	U (0.42)
Methylene Chloride	5	U (0.15)	U (0.15)	U (0.15)	U (0.15)	U (0.15)	U (0.15)	U (0.15)	U (0.15)	U (0.15)	U (0.15)	U (0.15)
1,1,2,2-Tetrachloroethane	0.066	U (0.15)	U (0.15)	U (0.15)	U (0.15)	U (0.15)	U (0.15)	U (0.15)	U (0.15)	U (0.15)	U (0.15)	U (0.15)
Tetrachloroethene	5	U (0.10)	U (0.10)	U (0.10)	U (0.10)	U (0.10)	U (0.10)	U (0.10)	U (0.10)	0.14 J (0.10)	U (0.10)	U (0.10)
Toluene	1000	U (0.17)	U (0.17)	U (0.17)	U (0.17)	U (0.17)	0.20 J (0.17)	0.25 J (0.17)	0.35 J (0.17)	3.8 (0.17)	U (0.17)	U (0.17)
1,1,1-Trichloroethane	200	U (0.11)	U (0.11)	U (0.11)	U (0.11)	U (0.11)	U (0.11)	U (0.11)	U (0.11)	U (0.11)	U (0.11)	U (0.11)
1,1,2-Trichloroethane	5	U (0.20)	U (0.20)	U (0.20)	U (0.20)	U (0.20)	U (0.20)	U (0.20)	U (0.20)	U (0.20)	U (0.20)	U (0.20)
Trichloroethene	5	409 (0.85)	337 (0.85)	165 (0.17)	275 (0.85)	5.3 (0.17)	U (0.17)	U (0.17)	20.3 (0.17)	575 (1.7)	U (0.17)	135 (0.17)
Vinyl Chloride	2	0.53 J (0.13)	0.57 J (0.13)	0.48 J (0.13)	U (0.13)	U (0.13)	U (0.13)	U (0.13)	U (0.13)	0.79 J (0.13)	U (0.13)	0.31 J (0.13)
Metals												
Iron	NE	520 (50.0)	6190 (50.0)	736 (50.0)	NM	NM	NM	NM	NM	NM	NM	122 (50.0)
Manganese	NE	4330 (5.0)	3550 (5.0)	1590 (5.0)	NM	NM	NM	NM	NM	NM	NM	1030 (5.0)
Monitored Natural Attenuation Parameters												
Acetic acid	NE	NM	NM	NM	NM	NM	NM	NM	NM	NM	NM	NM
Acetylene	NE	NM	NM	NM	NM	NM	NM	NM	NM	NM	NM	NM
Total Alkalinity	NE	185000 (20000)	44500 (20000)	23300 (20000)	NM	NM	NM	NM	NM	NM	NM	15800 J (20000)
Ammonia	NE	U (100)	U (100)	U (100)	NM	NM	NM	NM	NM	NM	NM	U (100)
Bicarbonate Alkalinity	NE	185000 (20000)	44500 (20000)	23300 (20000)	NM	NM	NM	NM	NM	NM	NM	15800 J (20000)
Butyric acid	NE	NM	NM	NM	NM	NM	NM	NM	NM	NM	NM	NM
Carbon Dioxide	NE	401000 (20000)	321000 (20000)	350000 (20000)	NM	NM	NM	NM	NM	NM	NM	U (20000)
Organic Carbon (total)	NE	4100 (1000)	U (1000)	U (1000)	NM	NM	NM	NM	NM	NM	NM	U (1000)
Carbonate Alkalinity	NE	U (20000)	U (20000)	U (20000)	NM	NM	NM	NM	NM	NM	NM	U (20000)
Chloride	NE	221000 (20000)	225000 (20000)	249000 (20000)	NM	NM	NM	NM	NM	NM	NM	274000 (20000)
2-Chloroethanol	NE	U (10000)	U (10000)	U (10000)	NM	NM	NM	NM	NM	NM	NM	U (10000)
Iron, Ferric	NE	520 (200)	6200 (200)	U (200)	NM	NM	NM	NM	NM	NM	NM	U (200)
Lactic Acid	NE	NM	NM	NM	NM	NM	NM	NM	NM	NM	NM	NM
Nitrogen	NE	U (100)	U (100)	U (100)	NM	NM	NM	NM	NM	NM	NM	U (100)
Nitrogen, Nitrate (As N)	NE	U (100)	U (100)	U (100)	NM	NM	NM	NM	NM	NM	NM	U (100)
Nitrogen, Nitrite	NE	U (100)	U (100)	U (100)	NM	NM	NM	NM	NM	NM	NM	U (100)
pH [STD UNITS]	NE	6.2 (0.10)	5.5 (0.10)	5.2 (0.10)	NM	NM	NM	NM	NM	NM	NM	4.9 (0.10)
Phosphates (total)	NE	800 (30)	190 (30)	66 (30)	NM	NM	NM	NM	NM	NM	NM	56 (30)
Propionic Acid	NE	NM	NM	NM	NM	NM	NM	NM	NM	NM	NM	NM
Pyruvic Acid	NE	NM	NM	NM	NM	NM	NM	NM	NM	NM	NM	NM
Sulfide (total)	NE	U (50)	U (50)	U (50)	NM	NM	NM	NM	NM	NM	NM	U (50)
Sulfate	NE	128000 (10000)	820 J (1000)	2200 (1000)	NM	NM	NM	NM	NM	NM	NM	1900 (1000)
Gasses												
Methane	NE	NM	NM	NM	NM	NM	NM	NM	NM	NM	NM	NM
Ethane	NE	NM	NM	NM	NM	NM	NM	NM	NM	NM	NM	NM
Ethene	NE	NM	NM	NM	NM	NM	NM	NM	NM	NM	NM	NM
Hydrogen [nM] [4]	NE	NM	NM	NM	NM	NM	NM	NM	NM	NM	NM	NM
Molecular Analyses												
BAV1 Vinyl Chloride Reductase [cells/mL]	NE	U (0.5)	U (0.5)	U (0.5)	NM	NM	NM	NM	NM	NM	NM	U (0.5)
Dehalococcoides (DHC) [cells/mL]	NE	1.7 (0.5)	U (0.5)	6.3 (0.5)	NM	NM	NM	NM	NM	NM	NM	0.8 (0.5)
tceA Reductase [cells/mL]	NE	U (0.5)	U (0.5)	0.4 J (0.5)	NM	NM	NM	NM	NM	NM	NM	U (0.5)

Notes:

1 All concentrations are presented in ug/L except where noted.
2 Only compounds with at least one detection are shown, with the exception of Monitored Natural Attenuation Parameters, for which all compounds are shown.
3 Concentrations that exceed the Remedial Action Levels for Fort Smith ADEQ RADD Issued Dec 2013 are double underlined.
4 Concentration presented in nM = nanomolar. Sampling Method - Bubble Strip.

U = Not detected
J = Estimated concentration
( ) = Method detection limit for VOCs; reporting limit for all other parameters
* = Sampled on different day than other parameters with

RADD = Remedial action decision document
ADEQ = Arkansas Department of Environmental Quality
VOC = Volatile organic compounds
µg/L = Micrograms per Liter
mL = Milliliters
NE = Not established
NM = Not measured

Onsite Wells
Offsite Wells
Plume Boundary Wells

TABLE 7
MNA PARAMETER SUMMARY
Whirlpool Facility - Fort Smith, Arkansas

Well ID	Date	BAV1 Vinyl Chloride Reductase (cells/mL)	Dehalococcoides (DHC) (cells/mL)	tceA Reductase (cells/mL)	Dissolved Oxygen (mg/L)	Oxidation Reduction Potential (mV)	pH
ITMW-1	3/8/2014	NA	NA	NA	2.28	9.6	5.99
ITMW-1	3/28/2014	U	U	U	2.05	215.7	5.8
ITMW-1	5/13/2014	U	U	U	2.61	284	5.9
ITMW-1	7/30/2014	U	7.8	0.7	1.09	-24.1	6
ITMW-1	10/15/2014	U	4.3	0.6	0.54	322.1	6
ITMW-1	1/14/2015	U	1	U	1.82	152.7	5.86
ITMW-1	4/15/2015	NA	NA	NA	1.87	-75	6
ITMW-1	7/22/2015	U	0.7	U	0.58	166.7	5.99
ITMW-2	3/6/2014	U	U	U	2.16	475.3	6 H6
ITMW-2	3/6/2014	NA	NA	NA	NA	NA	NA
ITMW-2	5/13/2014	U	U	U	1.89	288	5.9
ITMW-2	7/30/2014	U	6.5	0.3 J	0.79	74.4	6
ITMW-2	10/15/2014	U	U	U	NA	NA	6
ITMW-2	1/13/2015	U	U	U	NA	NA	6
ITMW-2	4/15/2015	U	U	U	NA	NA	5.9
ITMW-2	7/22/2015	U	U	U	0.36	155.7	5.94
ITMW-4	3/6/2014	U	U	U	0.29	38.3	6.6 H6
ITMW-4	5/13/2014	NA	NA	NA	0.2	81.3	6.3
ITMW-4	7/30/2014	U	2.1	U	0.56	-5.7	6.2
ITMW-4	10/16/2014	U	0.6	0.2 J	NA	NA	6.4
ITMW-4	1/13/2015	U	7.1	U	NA	NA	6.4
ITMW-4	4/14/2015	0.8	5.4	U	NA	NA	6.2
ITMW-4	7/22/2015	U	2	0.5 J	0.59	-2.8	6.21
ITMW-6	3/6/2014	U	U	U	2.17	534.1	6.2 H6
ITMW-6	5/13/2014	NA	NA	NA	1.84	361.1	5.9
ITMW-6	7/30/2014	U	4.7	0.617	1.51	610.8	5.6
ITMW-6	10/15/2014	U	U	U	NA	NA	5.8
ITMW-6	1/13/2015	U	U	U	NA	NA	6.1
ITMW-6	4/14/2015	U	U	U	NA	NA	6.1
ITMW-6	7/22/2015	U	U	U	1.10	491.4	6.12
ITMW-7	3/8/2014	NA	NA	NA	0.9	16	4.98
ITMW-7	3/30/2014	U	0.5	U	NA	NA	4.8
ITMW-7	5/14/2014	U	U	U	0.74	-129.9	4.6
ITMW-7	7/30/2014	U	U	U	0.37	313.4	5
ITMW-7	10/15/2014	4	46.9	2	0.34	221.3	5
ITMW-7	1/14/2015	U	U	U	0.85	182.7	4.9
ITMW-7	4/14/2015	U	U	U	7.50	207.8	5
ITMW-7	7/22/2015	U	U	U	2.77	301.2	4.97
ITMW-9	3/8/2014	NA	NA	NA	4.42	48.2	5.97
ITMW-9	3/30/2014	U	U	U	NA	NA	6
ITMW-9	5/14/2014	U	U	U	2.31	278.5	5.6
ITMW-9	7/30/2014	U	U	U	1.15	261.1	5.3
ITMW-9	10/15/2014	U	U	U	0.99	155.5	5.89
ITMW-9	1/13/2015	U	U	U	0.83	62.3	6.1
ITMW-9	4/15/2015	U	U	U	2.37	206	5.8
ITMW-9	7/21/2015	U	U	U	2.33	111.8	5.3

TABLE 7
MNA PARAMETER SUMMARY
Whirlpool Facility - Fort Smith, Arkansas

Well ID	Date	BAV1 Vinyl Chloride Reductase (cells/mL)	Dehalococcoides (DHC) (cells/mL)	tceA Reductase (cells/mL)	Dissolved Oxygen (mg/L)	Oxidation Reduction Potential (mV)	pH
ITMW-10	3/6/2014	NA	NA	NA	2.3	578.7	6.12
ITMW-10	3/30/2014	U	U	U	NA	NA	5.9
ITMW-10	5/14/2014	NA	NA	NA	3.56	95.7	5.8
ITMW-10	7/30/2014	U	6.6	U	1.09	606.7	5.4
ITMW-10	10/15/2014	U	U	U	0.87	115.4	5.7
ITMW-10	1/14/2015	U	U	U	0.63	145.7	5.7
ITMW-10	4/15/2015	U	U	U	2.64	139.8	6.2
ITMW-10	7/22/2015	U	U	U	1.07	580.9	5.2
ITMW-11	3/8/2014	NA	NA	NA	1.99	515.3	6.56
ITMW-11	3/30/2014	U	U	U	NA	NA	6.3
ITMW-11	5/15/2014	U	U	U	1.38	211.5	6.4
ITMW-11	7/31/2014	U	0.6	U	0.46	127.9	6.2
ITMW-11	10/15/2014	U	0.3 J	U	0.27	121	5.8
ITMW-11	1/15/2015	U	U	U	2.75	572.5	4.8
ITMW-11	4/15/2015	U	U	U	7.24	510.6	2.7
ITMW-11	7/22/2015	U	1.4	U	0.44	155.8	6.2
ITMW-12	3/8/2014	NA	NA	NA	1.85	581.4	6.12
ITMW-12	3/30/2014	U	U	U	NA	NA	6
ITMW-12	5/14/2014	U	U	U	0.78	259	5.8
ITMW-12	7/31/2014	U	1	U	0.35	289.2	6.1
ITMW-12	10/15/2014	U	0.3 J	U	0.83	116.3	6
ITMW-12	1/15/2015	U	U	U	0.94	361.5	5.8
ITMW-12	4/15/2015	U	U	U	3.34	447.8	5.8
ITMW-12	7/23/2015	U	U	U	3.06	317	5.8
ITMW-13	3/8/2014	NA	NA	NA	2.34	565.3	6.1
ITMW-13	3/28/2014	U	U	U	NA	NA	6.1
ITMW-13	5/14/2014	U	U	U	2.07	-71.6	5.3
ITMW-13	7/30/2014	U	3.9	U	0.31	240.9	6
ITMW-13	10/15/2014	U	U	U	1.24	76	6
ITMW-13	1/14/2015	U	U	U	1.54	135.2	6.1
ITMW-13	4/15/2015	U	U	U	1.34	-86.5	6
ITMW-13	7/22/2015	U	1.1	U	0.19	-3.4	6.0
ITMW-14	3/8/2014	NA	NA	NA	1.69	465.6	6.33
ITMW-14	3/28/2014	U	U	U	NA	NA	5.8
ITMW-14	5/14/2014	U	U	U	3.04	90.6	5.5
ITMW-14	7/30/2014	U	U	U	0.49	182.2	5.8
ITMW-14	10/15/2014	U	U	U	NA	NA	5.9
ITMW-14	1/14/2015	U	6.4	U	NA	NA	5.8
ITMW-14	4/15/2015	U	U	U	NA	NA	6.1
ITMW-14	7/22/2015	U	U	U	0.6	-45.4	6.1
ITMW-15	3/8/2014	NA	NA	NA	5.28	-105.4	11.99
ITMW-15	3/30/2014	U	U	U	NA	NA	11.7
ITMW-15	5/14/2014	U	U	U	7.11	85.9	11.3
ITMW-15	7/30/2014	U	2.1	U	0.72	131.4	7.2
ITMW-15	10/16/2014	U	1.4	U	2.99	138.2	7
ITMW-15	1/15/2015	U	U	U	4.70	385.9	6.47
ITMW-15	4/15/2015	U	U	U	4.98	49.4	7
ITMW-15	7/22/2015	U	U	U	3.65	25.8	11.1

TABLE 7
MNA PARAMETER SUMMARY
Whirlpool Facility - Fort Smith, Arkansas

Well ID	Date	BAV1 Vinyl Chloride Reductase (cells/mL)	Dehalococcoides (DHC) (cells/mL)	tceA Reductase (cells/mL)	Dissolved Oxygen (mg/L)	Oxidation Reduction Potential (mV)	pH
ITMW-16	3/7/2014	U	U	U	3.33	256.8	6.7 H6
ITMW-16	5/13/2014	U	U	U	7.43	208.3	6.4
ITMW-16	7/30/2014	U	6.3	U	0.42	172.6	5.8
ITMW-16	10/15/2014	U	1.4 J	0.4 J	NA	NA	7
ITMW-16	1/14/2015	U	4.9	U	NA	NA	6.9
ITMW-16	4/14/2015	U	0.6	U	NA	NA	6.5
ITMW-16	7/22/2015	U	0.5 J	U	5.63	239.1	6.3
ITMW-17	3/8/2014	NA	NA	NA	5.58	584.4	5.34
ITMW-17	3/30/2014	U	U	U	NA	NA	5.1
ITMW-17	5/15/2014	U	U	U	4.21	316.8	5.4
ITMW-17	7/30/2014	U	U	U	3.16	-8	5.3
ITMW-17	10/16/2014	U	U	U	0.28	307.4	5
ITMW-17	1/15/2015	0.9	2.7	U	11.68	287	5.8
ITMW-17	4/15/2015	U	U	U	12.69	39.3	5.3
ITMW-17	7/22/2015	U	U	U	2.62	207.8	4.5
ITMW-18	3/8/2014	NA	NA	NA	1.91	510.3	5.57
ITMW-18	3/30/2014	U	U	U	NA	NA	5.4
ITMW-18	3/30/2014	NA	NA	NA	NA	NA	5.4
ITMW-18	5/15/2014	U	U	U	1.79	179.6	5.9
ITMW-18	7/31/2014	1	1.4	U	0.37	455.8	5.8
ITMW-18	10/15/2014	U	U	U	2.15	237.6	5.8
ITMW-18	1/15/2015	U	U	U	6.40	151.5	10.1
ITMW-18	4/16/2015	3.9	37.1	1.1	5.90	497.5	5.8
ITMW-18	7/23/2015	U	4.4	U	0.41	283.6	5.7
ITMW-19	3/8/2014	NA	NA	NA	5.09	56.5	6.62
ITMW-19	3/30/2014	U	U	U	NA	NA	6.5
ITMW-19	5/15/2014	U	U	U	3.42	228.6	6.7
ITMW-19	7/31/2014	U	U	U	1.16	160.4	6.1
ITMW-19	10/16/2014	U	U	U	0.31	184.2	6.3
ITMW-19	1/15/2015	U	U	U	15.89	419.6	8.4
ITMW-19	4/15/2015	U	U	U	6.70	257.7	11.2
ITMW-19	7/23/2015	U	3.3	U	29.04	454.1	6.3
ITMW-20	3/5/2014	U	U	U	4.58	111.9	9.9 H6
ITMW-20	5/12/2014	U	U	U	3.11	203.8	6.7
ITMW-20	7/30/2014	U	1.7	U	1.83	158.4	6.6
ITMW-20	10/15/2014	U	U	U	NA	NA	6.4
ITMW-20	1/12/2015	U	U	U	NA	NA	6.3
ITMW-20	4/13/2015	U	U	U	NA	NA	6.5
ITMW-20	7/22/2015	U	U	U	2.93	183.2	6.2
ITMW-21	3/6/2014	NA	NA	NA	3.76	199.1	5.11
ITMW-21	3/28/2014	U	U	U	NA	NA	5
ITMW-21	5/14/2014	U	U	U	2.51	309.7	4.9
ITMW-21	7/30/2014	U	1.7	U	1.14	488.5	4.6
ITMW-21	10/15/2014	U	U	U	0.34	330.1	4.9
ITMW-21	1/14/2015	U	U	U	3.66	171	5.1
ITMW-21	4/14/2015	U	U	U	3.76	186.7	5.2
ITMW-21	7/22/2015	U	0.2 J	U	6.74	171.2	4.6

TABLE 7
MNA PARAMETER SUMMARY
Whirlpool Facility - Fort Smith, Arkansas

Well ID	Date	BAV1 Vinyl Chloride Reductase (cells/mL)	Dehalococcoides (DHC) (cells/mL)	tceA Reductase (cells/mL)	Dissolved Oxygen (mg/L)	Oxidation Reduction Potential (mV)	pH
IW-72	3/6/2014	U	U	U	4.21	690	6.1 H6
IW-72	5/12/2014	U	U	U	4	672.4	5.9
IW-72	7/29/2014	U	3.3	0.2 J	2.15	745.6	5.5
IW-72	10/13/2014	U	U	U	NA	NA	6
IW-72	1/12/2015	U	U	U	NA	NA	6
IW-72	4/15/2015	U	U	U	NA	NA	6
IW-72	7/20/2015	U	U	U	NA	NA	5.8
IW-73	3/7/2014	NA	NA	NA	2.5	256.6	5.94
IW-73	3/27/2014	1.27	1.4	U	NA	NA	5.8
IW-73	5/14/2014	183	1040	U	2.45	185.7	6.4
IW-73	7/29/2014	4610	21700	U	0.41	-23.7	5.9
IW-73	10/14/2014	990	2380	U	1.91	47.5	6.6
IW-73	1/14/2015	274	3530	0.3 J	0.38	83.6	6.1
IW-73	4/15/2015	137	528	U	0.43	157.1	5.8
IW-73	7/21/2015	122	702	U	0.48	28.7	5.5
IW-74	3/7/2014	NA	NA	NA	18.2	288.1	5.88
IW-74	3/28/2014	4.5	17.7	U	NA	NA	5.8
IW-74	3/30/2014	NA	NA	NA	NA	NA	5
IW-74	5/14/2014	247	554	U	1.23	192.3	5.9
IW-74	7/29/2014	13.5	64	2	0.46	113.8	5.8
IW-74	10/14/2014	0.5	1.1	U	0.77	40.5	5.9
IW-74	1/14/2015	6.8	120	U	0.50	138.4	5.9
IW-74	4/15/2015	298	1140	U	1.07	343.6	5.9
IW-74	7/21/2015	495	2400	U	1.02	102	5.6
IW-76	3/8/2014	NA	NA	NA	1.39	683.1	5.46
IW-76	3/27/2014	U	U	U	NA	NA	5.3
IW-76	5/14/2014	U	U	U	1.81	735.1	5.2
IW-76	7/29/2014	U	23.7	0.8	0.58	727.2	5.2
IW-76	10/15/2014	U	U	U	0.22	694.4	5.2
IW-76	1/14/2015	U	U	U	0.82	321.9	5.1
IW-76	4/15/2015	U	U	U	1.37	124.5	5.5
IW-76	7/21/2015	U	U	U	0.38	122.7	5.1
IW-77	3/8/2014	NA	NA	NA	1.43	512.1	5.52
IW-77	3/26/2014	U	U	U	NA	NA	4.9
IW-77	5/14/2014	0.7	1.4	U	0.13	85.8	5.5
IW-77	7/29/2014	U	4.7	1.6	0.6	264.4	6.7
IW-77	10/15/2014	U	U	U	0.85	464.2	5.9
IW-77	1/14/2015	U	U	U	0.37	357.4	5.9
IW-77	4/14/2015	U	U	U	0.67	175.5	5.6
IW-77	7/21/2015	U	U	U	0.43	237.4	5.8
IW-80	3/8/2014	NA	NA	NA	1.32	633.9	5.78
IW-80	3/26/2014	U	U	U	NA	NA	6
IW-80	5/13/2014	U	U	U	1.61	581.7	5.9
IW-80	7/30/2014	U	U	U	2.19	345.8	6.4
IW-80	10/14/2014	U	U	U	1.50	379.2	6.6
IW-80	1/13/2015	U	U	U	2.13	446.2	6.3
IW-80	4/14/2015	U	U	U	4.36	127.7	5.72
IW-80	7/21/2015	U	U	U	1.01	10	6.4

TABLE 7
MNA PARAMETER SUMMARY
Whirlpool Facility - Fort Smith, Arkansas

Well ID	Date	BAV1 Vinyl Chloride Reductase (cells/mL)	Dehalococcoides (DHC) (cells/mL)	tceA Reductase (cells/mL)	Dissolved Oxygen (mg/L)	Oxidation Reduction Potential (mV)	pH
MW-22	3/5/2014	U	3	U	1.09	184.8	5.6 H6
MW-22	5/12/2014	U	20.7	U	0.56	26.4	5.9
MW-22	7/30/2014	U	692	U	0.92	85.5	5.5
MW-22	10/15/2014	U	19.2	U	NA	NA	5.6
MW-22	1/13/2015	U	50.4	U	NA	NA	5.6
MW-22	4/13/2015	1.6	66.7	U	NA	NA	5.4
MW-22	7/22/2015	U	1.3	U	5.64	127	4.9
MW-25	3/8/2014	NA	NA	NA	1.36	413.2	4.83
MW-25	3/30/2014	U	U	U	NA	NA	5
MW-25	5/15/2014	U	U	U	1.45	320.1	4.9
MW-25	7/31/2014	U	U	U	6.79	379.2	5.6
MW-25	10/16/2014	U	U	U	1.42	539.8	5.3
MW-25	1/15/2015	U	U	U	0.36	441.7	4.1
MW-25	4/16/2015	U	9.9	U	8.67	520.6	5.4
MW-25	7/23/2015	U	U	U	4.21	493.9	5.6
MW-26	3/5/2014	U	U	U	1.42	297.4	5.2 H6
MW-26	5/12/2014	U	0.7	U	11.9	225	5
MW-26	7/30/2014	U	U	U	0.27	168.3	5.2
MW-26	10/14/2014	U	U	U	NA	NA	5
MW-26	1/14/2015	U	0.8	0.2 J	NA	NA	5.6
MW-26	4/13/2015	U	U	U	NA	NA	5.2
MW-26	7/22/2015	U	U	U	0.27	78.9	5.2
MW-27	3/7/2014	U	U	U	5.77	231.1	6 H6
MW-27	5/13/2014	U	U	U	3.43	189.3	6
MW-27	7/30/2014	U	9.8	U	0.17	313.9	5.1
MW-27	10/14/2014	U	U	U	NA	NA	5.5
MW-27	1/14/2015	U	0.55	U	NA	NA	5.8
MW-27	4/13/2015	U	1	U	NA	NA	5.8
MW-27	7/22/2015	U	U	U	4.59	68.1	6.6
MW-28	3/6/2014	U	U	U	0.85	478.3	6.2 H6
MW-28	5/13/2014	NA	NA	NA	0.31	213.2	6
MW-28	7/30/2014	U	102	0.4 J	0.17	90.4	5.7
MW-28	10/14/2014	0.5	3.4	U	NA	NA	6.1
MW-28	1/14/2015	U	6.9	U	NA	NA	6.3
MW-28	4/13/2015	U	8	U	NA	NA	6.4
MW-28	7/22/2015	U	14.2	U	0.16	20.2	6.2
MW-29	3/5/2014	U	U	U	0.69	16.9	4.9 H6
MW-29	5/13/2014	U	U	U	0.41	267.7	4.8
MW-29	7/30/2014	U	3.8	U	0.49	346.1	4.7
MW-29	10/15/2014	U	U	U	NA	NA	5.3
MW-29	1/13/2015	U	U	U	NA	NA	5.2
MW-29	4/14/2015	U	U	U	NA	NA	5.2
MW-29	7/22/2015	U	U	U	10.38	123.3	5
MW-31	3/6/2014	U	U	U	0.18	220.3	5.6 H6
MW-31	5/13/2014	U	6	U	1.8	181.8	5.2
MW-31	7/30/2014	0.7	23.4	0.8	0.16	154.9	5
MW-31	10/14/2014	U	0.6 J	U	NA	NA	5.3
MW-31	1/12/2015	U	1.1	U	NA	NA	5.3

TABLE 7
MNA PARAMETER SUMMARY
Whirlpool Facility - Fort Smith, Arkansas

Well ID	Date	BAV1 Vinyl Chloride Reductase (cells/mL)	Dehalococcoides (DHC) (cells/mL)	tceA Reductase (cells/mL)	Dissolved Oxygen (mg/L)	Oxidation Reduction Potential (mV)	pH
MW-31R	4/14/2015	U	0.6	U	NA	NA	5.5
MW-31R	7/21/2015	U	4.7	U	0.12	-9.5	5.3
MW-32	3/8/2014	NA	NA	NA	0.42	300.1	4.76
MW-32	3/28/2014	U	U	U	NA	NA	4.5
MW-32	5/13/2014	U	U	U	0.61	226.2	4.6
MW-32	7/29/2014	U	0.2 J	U	0.41	593	4.7
MW-32	10/14/2014	U	U	U	0.24	456.1	4.9
MW-32	1/14/2015	U	U	U	0.15	336.5	4.56
MW-32R	4/15/2015	U	U	U	0.31	366.3	5
MW-32R	7/21/2015	U	U	U	1.82	362.1	4.9
MW-33	3/8/2014	NA	NA	NA	7.9	248.2	5.13
MW-33	3/28/2014	U	U	U	NA	NA	4.8
MW-33	5/14/2014	U	U	U	0.44	283.9	4.9
MW-33	7/29/2014	U	8.6	0.6	0.88	147.8	5
MW-33	10/15/2014	U	U	U	0.85	313.2	5.1
MW-33	1/14/2015	U	U	U	0.58	441.5	5
MW-33R	4/15/2015	U	U	U	0.15	75.3	6.2
MW-33R	7/22/2015	U	U	U	0.41	49.3	5.7
MW-34	3/8/2014	NA	NA	NA	0.15	264.7	4.86
MW-34	3/27/2014	U	U	U	NA	NA	4.7
MW-34	5/13/2014	U	U	U	0.2	329.6	4.9
MW-34	7/29/2014	U	4.4	1.2	1.1	350.9	4.5
MW-34	10/15/2014	U	U	U	1.1	513.5	4.7
MW-34	1/13/2015	U	U	U	0.49	429.7	4.6
MW-34	4/14/2015	U	U	U	5.14	333.1	4.6
MW-34R	7/21/2015	U	U	U	2.96	36.7	5.2
MW-35R	3/8/2014	NA	NA	NA	2.64	255.2	5.63
MW-35R	3/26/2014	U	U	U	NA	NA	5.3
MW-35R	5/13/2014	U	U	U	2.35	267.4	6.3
MW-35R	7/30/2014	U	U	U	0.3	163	12.1
MW-35R	10/14/2014	U	U	U	0.32	138.4	11.7
MW-35R	1/13/2015	U	U	U	0.82	297.2	8.3
MW-35R	4/14/2015	U	U	U	2.04	201.7	6.7
MW-35R	7/21/2015	U	U	U	4.51	526.9	6.1
MW-36	3/6/2014	U	U	U	0.27	313	5.2 H6
MW-36	5/13/2014	U	U	U	1.36	197.5	5.1
MW-36	7/29/2014	U	U	U	0.15	168.3	4.8
MW-36	10/14/2014	U	U	U	NA	NA	5.1
MW-36	1/12/2015	U	U	U	NA	NA	5.1
MW-36	4/14/2015	U	U	U	NA	NA	4.9
MW-36R	7/20/2015	U	U	U	0.21	147.6	4.5
MW-38	3/8/2014	NA	NA	NA	1.4	57.2	6.27
MW-38	3/30/2014	36900	51200	U	NA	NA	6.2
MW-38	5/14/2014	18800	50000	0.4 J	1.52	114.8	5.8
MW-38	7/31/2014	117000	256000	U	0.22	94.5	6
MW-38	10/16/2014	18000	26600	U	4.21	89.2	6.8
MW-38	1/15/2015	3340	5200	U	0.21	179.5	6.6
MW-38	4/16/2015	1850	5900	0.8	0.72	49.8	6.6
MW-38	7/23/2015	6050	9510	U	0.14	80.3	6.4

TABLE 7
MNA PARAMETER SUMMARY
Whirlpool Facility - Fort Smith, Arkansas

Well ID	Date	BAV1 Vinyl Chloride Reductase (cells/mL)	Dehalococcoides (DHC) (cells/mL)	tceA Reductase (cells/mL)	Dissolved Oxygen (mg/L)	Oxidation Reduction Potential (mV)	pH
MW-39	3/6/2014	U	U	U	0.26	362.2	5 H6
MW-39	5/13/2014	U	U	U	0.29	439.5	4.8
MW-39	7/29/2014	0.7	4.4	0.8	0.23	119.5	5
MW-39	10/13/2014	U	2.2	U	NA	NA	4.9
MW-39	1/12/2015	U	U	U	NA	NA	5.1
MW-39	4/14/2015	U	6.3	U	NA	NA	4.9
MW-39R	7/20/2015	U	U	U	0.25	-200.1	5.1
MW-40	3/6/2014	U	0.55	0.1 J	0.39	325.2	5.2 H6
MW-40	5/12/2014	U	4.6	U	1.62	200.3	4.7
MW-40	7/29/2014	U	9.9	0.4 J	0.34	315.2	4.6
MW-40	10/13/2014	U	0.6 J	U	NA	NA	5.2
MW-40	1/12/2015	U	2.6	U	NA	NA	6.1
MW-40	4/14/2015	U	12.1	U	NA	NA	5.1
MW-40R	7/20/2015	U	U	U	0.50	-12.1	6
MW-41	3/7/2014	NA	NA	NA	0.34	98.2	5.49
MW-41	3/27/2014	10.3	24.2	U	NA	NA	5.4
MW-41	5/14/2014	3.9	480	0.1 J	0.73	158.3	5.3
MW-41	7/30/2014	0.9	352	U	0.42	113.5	5.4
MW-41	10/15/2014	0.2 J	42.3	U	0.27	48.2	5.6
MW-41	1/14/2015	2.8	340	U	0.12	127.9	5.5
MW-41	4/15/2015	14.6	208	U	0.45	171.4	5.45
MW-41R	7/21/2015	U	0.2 J	U	1.27	-1.6	6
MW-46R	3/7/2014	NA	NA	NA	0.26	282.4	5.05
MW-46R	3/27/2014	U	U	U	NA	NA	5
MW-46R	5/14/2014	18.1	97	U	0.51	159	5.2
MW-46R	7/29/2014	1.2	20.4	0.4 J	0.39	220.6	4.7
MW-46R	10/16/2014	16.6	16.9	U	0.32	234.8	5
MW-46R	1/13/2015	0.2 J	2.8	U	0.60	-26.4	4.9
MW-46R	4/14/2015	29.8	289	U	0.36	-35.9	5.9
MW-46R	7/21/2015	U	U	U	0.89	331.7	4.8
MW-50	3/6/2014	U	U	U	2.6	80.8	6.8 H6
MW-50	5/13/2014	NA	NA	NA	2.1	2.1	6.4
MW-50	7/28/2014	U	0.4 J	U	6.67	50.7	6.6
MW-50	10/14/2014	U	0.7	U	NA	NA	6.4
MW-50	1/13/2015	U	U	U	NA	NA	6.7
MW-50	4/14/2015	U	U	U	NA	NA	6.7
MW-50R	7/21/2015	U	U	U	NA	NA	6.5
MW-55R	7/20/2015	U	2.4	U	0.66	-131.8	5.5
MW-56	3/7/2014	NA	NA	NA	5.63	263.6	5.27
MW-56	3/27/2014	NA	NA	NA	NA	NA	5.2
MW-56	6/11/2014	6.9	35	U	NA	NA	4.4
MW-56	7/29/2014	312	1760	1.6	1.55	148.7	5.4
MW-56	10/15/2014	3.1	37.1	2.1	3.65	143.4	5.6
MW-56	1/13/2015	U	0.65	0.5	2.69	51.7	5.5
MW-56	4/16/2015	NA	NA	NA	5.32	-35	6.6
MW-56R	7/20/2015	U	2.3	U	0.40	-54.1	6.3

TABLE 7
MNA PARAMETER SUMMARY
Whirlpool Facility - Fort Smith, Arkansas

Well ID	Date	BAV1 Vinyl Chloride Reductase (cells/mL)	Dehalococcoides (DHC) (cells/mL)	tceA Reductase (cells/mL)	Dissolved Oxygen (mg/L)	Oxidation Reduction Potential (mV)	pH
MW-57	3/7/2014	NA	NA	NA	2.3	4.5	5.33
MW-57	3/27/2014	NA	NA	NA	NA	NA	5.4
MW-57	6/11/2014	0.7 J	2	U	NA	NA	5.3
MW-57	7/29/2014	NA	NA	NA	2.15	192.7	5.4
MW-57	10/15/2014	NA	NA	NA	2.83	186.7	5.4
MW-57	10/16/2014	U	3.6	U	NA	NA	NA
MW-57	1/13/2015	63.5	479	U	3.51	98.2	5.5
MW-57	4/16/2015	NA	NA	NA	2.10	230.3	5.4
MW-57R	7/20/2015	U	1.7	U	0.22	-91.8	6.2
MW-58	3/7/2014	NA	NA	NA	0.35	-194.2	5.51
MW-58	3/27/2014	U	U	U	NA	NA	5.9
MW-58	5/12/2014	9.8	441	U	0.24	31.4	5.2
MW-58	7/29/2014	6.8	43.4	0.5	0.12	116.1	5.9
MW-58	10/15/2014	1.9	31.7	U	0.25	216.2	5
MW-58	1/14/2015	3.8	122	U	0.29	138.1	5
MW-58	4/16/2015	3.9	42.5	U	NA	NA	NA
MW-58R	7/21/2015	U	U	U	0.81	63.1	5.5
MW-60	3/6/2014	NA	NA	NA	NA	NA	NA
MW-60	5/13/2014	NA	NA	NA	3.64	28.2	6.6
MW-60	7/28/2014	U	122	U	6.32	-5.3	7
MW-60	10/14/2014	U	5.5	U	NA	NA	6.7
MW-60	1/13/2015	U	U	U	NA	NA	6.9
MW-60	4/14/2015	U	3.4	U	NA	NA	7.3
MW-60R	7/21/2015	U	U	U	NA	NA	6.8
MW-61	3/6/2014	U	U	U	2.6	102.4	6.6 H6
MW-61	5/13/2014	U	U	U	4.9	145.1	5.7
MW-61	7/28/2014	U	U	U	1.04	135.5	6.4
MW-61	10/14/2014	U	U	U	2.28	141.1	6.3
MW-61	1/13/2015	U	U	U	3.06	94	6.5
MW-61	4/14/2015	U	U	U	4.91	132.8	6.6
MW-61R	7/21/2015	U	U	U	0.53	-12	6.2
MW-62	3/7/2014	U	U	U	1.81	217	5.5 H6
MW-62	5/14/2014	U	U	U	2.02	163.2	5.5
MW-62	7/29/2014	U	9.6	0.8	1.4	119.1	5.6
MW-62	10/14/2014	U	U	U	NA	NA	5.6
MW-62	1/13/2015	U	U	U	NA	NA	5.5
MW-62	4/14/2015	U	U	U	NA	NA	6.4
MW-62R	7/21/2015	U	U	U	NA	NA	5.8
MW-63	3/7/2014	U	U	U	0.98	160.8	5.6 H6
MW-63	5/14/2014	U	U	U	0.54	164	5.4
MW-63	7/28/2014	NA	NA	NA	3.34	135.7	5.9
MW-63	7/29/2014	U	19.2	2.8	NA	NA	NA
MW-63	10/14/2014	U	U	U	0.26	292.8	5.6
MW-63	1/13/2015	NA	NA	NA	3.92	8.1	5.8
MW-63	1/14/2015	U	U	U	NA	NA	NA
MW-63	4/14/2015	NA	NA	NA	5.18	-4.8	6.6
MW-63R	7/21/2015	U	1.4	U	3.34	79.8	5.7

TABLE 7
MNA PARAMETER SUMMARY
Whirlpool Facility - Fort Smith, Arkansas

Well ID	Date	BAV1 Vinyl Chloride Reductase (cells/mL)	Dehalococcoides (DHC) (cells/mL)	tceA Reductase (cells/mL)	Dissolved Oxygen (mg/L)	Oxidation Reduction Potential (mV)	pH
MW-65	3/8/2014	NA	NA	NA	0.6	278.9	5.08
MW-65	3/26/2014	U	U	U	NA	NA	5.3
MW-65	5/14/2014	U	U	U	3.47	345.4	4.9
MW-65	7/30/2014	U	U	U	9.83	302.1	12.6
MW-65	10/14/2014	U	U	U	6.02	121.9	12
MW-65	1/13/2015	U	U	U	6.97	211.6	11.7
MW-65	4/15/2015	U	U	U	2.80	109.8	10.65
MW-65R	7/20/2015	U	U	U	2.14	20.1	10.1
MW-66	3/7/2014	U	U	U	2.15	-0.5	6.1 H6
MW-66	5/13/2014	U	U	U	0.98	121.8	5.8
MW-66	7/28/2014	U	2.5	U	1.11	78.6	5.7
MW-66	10/13/2014	U	U	U	NA	NA	6.1
MW-66	1/14/2015	U	0.7	U	NA	NA	6.1
MW-66	4/15/2015	U	0.8	U	NA	NA	7
MW-66	7/20/2015	U	0.3 J	U	NA	NA	5.7
MW-67	3/7/2014	U	U	U	3.71	28.1	6.69
MW-67	5/13/2014	U	U	U	3.47	73.3	6.6
MW-67	7/28/2014	U	7.7	U	3.67	59.8	6.4
MW-67	10/13/2014	U	U	U	NA	NA	6.7
MW-67	1/12/2015	U	U	U	NA	NA	6.9
MW-67	4/15/2015	U	U	U	NA	NA	7.6
MW-67R	7/20/2015	U	U	U	NA	NA	6.4
MW-68	3/6/2014	U	U	U	2.41	284.6	5 H6
MW-68	5/14/2014	U	0.3 J	U	1.52	196.5	4.8
MW-68	7/29/2014	U	3.9	0.2 J	0.25	99.7	4.8
MW-68	10/14/2014	U	U	U	NA	NA	5.2
MW-68	1/12/2015	U	0.4 J	U	NA	NA	4.9
MW-68	4/13/2015	U	3.8	U	NA	NA	5.6
MW-68	7/20/2015	U	0.7	U	NA	NA	5
MW-71	3/7/2014	NA	NA	NA	0.88	196.7	5.11
MW-71	3/28/2014	U	0.3 J	0.1 J	NA	NA	5
MW-71	5/13/2014	U	U	U	0.82	-116.2	4.7
MW-71	7/29/2014	U	19.3	U	0.44	173.5	5.1
MW-71	10/14/2014	U	0.8	U	0.45	107.3	5.3
MW-71	1/14/2015	U	6.2	U	1.51	190.5	5.1
MW-71	4/14/2015	U	14.5	U	1.21	162.2	5.1
MW-71	7/20/2015	U	6.3	0.4 J	0.95	87.6	5.2
MW-81	1/13/2015	U	U	U	NA	NA	5.1
MW-82	1/13/2015	U	U	U	NA	NA	5.9
MW-83	1/15/2015	U	U	U	NA	NA	6.1
MW-84	1/14/2015	U	U	U	NA	NA	9.2
MW-85	1/15/2015	U	U	U	NA	NA	5.6
MW-86	1/15/2015	U	U	U	NA	NA	6.1
MW-87	1/14/2015	U	U	U	NA	NA	5.9
MW-88	1/13/2015	U	8.7	U	NA	NA	8.8
MW-89	1/13/2015	U	14.8	1.1	NA	NA	5.4
MW-90	1/12/2015	U	10.6	U	NA	NA	6.5
MW-91	1/13/2015	U	3.9	U	NA	NA	6

TABLE 7
MNA PARAMETER SUMMARY
Whirlpool Facility - Fort Smith, Arkansas

Well ID	Date	BAV1 Vinyl Chloride Reductase (cells/mL)	Dehalococcoides (DHC) (cells/mL)	tceA Reductase (cells/mL)	Dissolved Oxygen (mg/L)	Oxidation Reduction Potential (mV)	pH
RW-69	3/7/2014	NA	NA	NA	0.83	207.1	5.32
RW-69	3/27/2014	U	U	U	NA	NA	5.2
RW-69	5/13/2014	81.3	93.1	U	0.59	-124.5	4.9
RW-69	7/29/2014	2.5	33.3	2	0.36	159.4	5.1
RW-69	10/14/2014	U	2.1	U	0.27	102.5	5.2
RW-69	1/14/2015	0.1 J	2.6	U	1.96	215.2	5.2
RW-69	4/14/2015	55.9	524	U	3.09	201.8	5.4
RW-69	7/21/2015	U	0.8	U	0.64	181	4.9

Notes:

J: Estimated Concentration
U: Not Detected
NA: Not Analyzed
H6: Analysis initiated outside of the 15 minute EPA recommended holding time

TABLE 8
HISTORICAL SUMMARY OF GROUNDWATER CONCENTRATIONS FOR TCE AND DAUGHTER-PRODUCTS
Whirlpool Facility - Fort Smith, Arkansas

Well ID	Date	Trichloroethene (µg/L)	cis-1,2-Dichloroethene (µg/L)	Vinyl Chloride (µg/L)
ITMW-1	11/1/1989	ND	NT	ND
ITMW-1	1/1/1990	ND	NT	ND
ITMW-1	11/1/1993	10	NT	ND
ITMW-1	12/1/1996	21	NT	ND
ITMW-1	2/1/1999	37	ND	ND
ITMW-1	3/1/2000	125	8	ND
ITMW-1	9/19/2000	30.7	7.45	< 10 U
ITMW-1	3/27/2001	30	6	< 10 U
ITMW-1	9/11/2001	27	9	< 10 U
ITMW-1	9/10/2002	35	9	< 10 U
ITMW-1	2/27/2003	29.6	7.14	< 10 U
ITMW-1	9/23/2003	25	12	< 10 U
ITMW-1	4/13/2004	42.2	11.1	< 10 U
ITMW-1	9/21/2004	26	16.7	< 10 U
ITMW-1	9/21/2004	26.1	15.8	< 10 U
ITMW-1	9/28/2005	34.7	11.3	< 10 U
ITMW-1	10/14/2006	20	11	< 10 UJ
ITMW-1	9/20/2007	18	13	< 10 U
ITMW-1	12/9/2008	14	7.3	< 5 U
ITMW-1	10/27/2011	17	8.2	< 5 U
ITMW-1	4/18/2012	32	13	< 5 U
ITMW-1	10/19/2012	10	8.3	< 0.11 U
ITMW-1	4/24/2013	26	9.1	< 0.11 U
ITMW-1	10/15/2013	7.2	5.8	< 0.11 U
ITMW-1	3/8/2014	23.4	8.9	< 0.13 U
ITMW-1	5/13/2014	21.3	8.7	< 0.13 U
ITMW-1	7/30/2014	9.2	5.7	< 0.50 U
ITMW-1	7/30/2014	8.9	5.4	< 0.50 U
ITMW-1	10/15/2014	6.1	4.5 J	< 0.50 U
ITMW-1	1/14/2015	22.7	9.7	< 0.50 U
ITMW-1	4/15/2015	19.2	9.7	< 0.50 U
ITMW-1	7/22/2015	10.5	5.3	< 0.13 U
ITMW-2	10/1/1989	ND	NT	ND
ITMW-2	11/1/1989	ND	NT	ND
ITMW-2	1/1/1990	ND	NT	ND
ITMW-2	1/1/1990	ND	NT	ND
ITMW-2	3/1/1991	ND	NT	ND
ITMW-2	11/1/1993	4	NT	ND
ITMW-2	12/1/1996	3.4	NT	ND
ITMW-2	3/1/2000	ND	ND	ND
ITMW-2	9/19/2000	< 5 U	< 5 U	< 10 U
ITMW-2	3/27/2001	< 5 U	< 5 U	< 10 U
ITMW-2	9/13/2001	< 5 U	< 5 U	< 10 U
ITMW-2	9/11/2002	< 5 U	< 5 U	< 10 U
ITMW-2	2/27/2003	< 5 U	< 5 U	< 10 U
ITMW-2	9/23/2003	< 5 U	< 5 U	< 10 U
ITMW-2	4/13/2004	< 5 U	< 5 U	< 10 U
ITMW-2	4/13/2004	< 5 U	< 5 U	< 10 U
ITMW-2	9/21/2004	< 5 U	< 5 U	< 10 U
ITMW-2	9/21/2004	< 5 U	< 5 U	< 10 U
ITMW-2	9/29/2005	< 5 U	< 5 U	< 10 U
ITMW-2	10/14/2006	4 J	< 5 U	< 10 U
ITMW-2	9/20/2007	< 5 U	< 5 U	< 10 U
ITMW-2	12/9/2008	< 5 U	< 5 U	< 5 U
ITMW-2	11/3/2010	< 5 U	< 5 U	< 5 U
ITMW-2	10/26/2011	< 5 U	< 5 U	< 5 U
ITMW-2	4/17/2012	< 5 U	< 5 U	< 5 U
ITMW-2	10/17/2012	< 1.6 U	< 0.56 U	< 0.11 U
ITMW-2	4/24/2013	< 1.6 U	< 0.56 U	< 0.11 U
ITMW-2	10/14/2013	< 1.6 U	< 0.56 U	< 0.11 U
ITMW-2	3/6/2014	0.23 J	0.40 J	< 0.13 U
ITMW-2	3/6/2014	0.28 J	0.51 J	< 0.13 U
ITMW-2	5/13/2014	< 0.17 U	< 0.080 U	< 0.13 U
ITMW-2	7/30/2014	< 0.50 U	< 0.50 U	< 0.50 U
ITMW-2	10/15/2014	< 0.50 U	< 0.50 U	< 0.50 U
ITMW-2	1/13/2015	< 0.50 U	< 0.50 U	< 0.50 U
ITMW-2	4/15/2015	< 0.50 U	< 0.50 U	< 0.50 U
ITMW-2	7/22/2015	0.24 J	0.26 J	< 0.13 U

TABLE 8
HISTORICAL SUMMARY OF GROUNDWATER CONCENTRATIONS FOR TCE AND DAUGHTER-PRODUCTS
Whirlpool Facility - Fort Smith, Arkansas

Well ID	Date	Trichloroethene (µg/L)	cis-1,2-Dichloroethene (µg/L)	Vinyl Chloride (µg/L)
ITMW-3	10/1/1989	ND	NT	ND
ITMW-3	1/1/1990	ND	NT	ND
ITMW-3	11/1/1993	3	NT	ND
ITMW-3	12/1/1996	1.7	NT	ND
ITMW-3	2/1/1999	ND	ND	ND
ITMW-3	3/1/2000	ND	ND	ND
ITMW-3	3/1/2000	ND	ND	ND
ITMW-3	9/19/2000	< 5 U	< 5 U	< 10 U
ITMW-3	3/27/2001	< 5 U	< 5 U	< 10 U
ITMW-3	9/11/2001	< 5 U	< 5 U	< 10 U
ITMW-3	9/10/2002	15	< 5 U	< 10 U
ITMW-3	2/27/2003	< 5 U	< 5 U	< 10 U
ITMW-3	9/23/2003	< 5 U	< 5 U	< 10 U
ITMW-3	4/13/2004	< 5 U	< 5 U	< 10 U
ITMW-3	9/21/2004	< 5 U	< 5 U	< 10 U
ITMW-3	9/28/2005	< 5 U	< 5 U	< 10 U
ITMW-3	10/14/2006	< 5 U	< 5 U	< 10 UJ
ITMW-3	9/20/2007	< 5 U	< 5 U	< 10 U
ITMW-3	12/9/2008	< 5 U	< 5 U	< 5 U
ITMW-3	11/4/2010	190	3.9 J	< 5 U
ITMW-3	10/27/2011	4.1 J	< 5 U	< 5 U
ITMW-3	4/17/2012	< 5 U	< 5 U	< 5 U
ITMW-3	10/17/2012	< 1.6 U	< 0.56 U	< 0.11 U
ITMW-3	4/23/2013	< 1.6 U	< 0.56 U	< 0.11 U
ITMW-3	10/15/2013	< 1.6 U	< 0.56 U	< 0.11 U
ITMW-4	10/1/1989	ND	NT	ND
ITMW-4	11/1/1989	ND	NT	ND
ITMW-4	1/1/1990	ND	NT	ND
ITMW-4	11/1/1993	ND	NT	ND
ITMW-4	12/1/1996	75	NT	ND
ITMW-4	2/1/1999	93	54	ND
ITMW-4	3/1/2000	22	16	ND
ITMW-4	9/20/2000	13.9	10.6	< 10 U
ITMW-4	3/28/2001	9	< 5 U	< 10 U
ITMW-4	9/13/2001	6	8	< 10 U
ITMW-4	9/10/2002	9	< 5 U	< 10 U
ITMW-4	2/28/2003	< 5 U	< 5 U	< 10 U
ITMW-4	9/23/2003	< 5 U	< 5 U	< 10 U
ITMW-4	4/14/2004	< 5 U	< 5 U	< 10 U
ITMW-4	9/22/2004	< 5 U	< 5 U	< 10 U
ITMW-4	9/27/2005	< 5 U	< 5 U	< 10 U
ITMW-4	10/11/2006	6	8	< 10 U
ITMW-4	9/20/2007	5 J	5 J	< 10 U
ITMW-4	12/9/2008	< 5 U	3.2 J	< 5 U
ITMW-4	10/25/2011	4.8 J	5.1	< 5 U
ITMW-4	10/17/2012	3.3 J	4.5 J	7.9
ITMW-4	10/14/2013	3.7 J	6.1	< 0.11 U
ITMW-4	3/6/2014	1.4 J	2.0 J	0.19 J
ITMW-4	5/13/2014	2.0 J	2.1 J	0.18 J
ITMW-4	7/30/2014	2.8 J	4.6 J	< 0.50 U
ITMW-4	10/16/2014	3.4 J	4.9 J	< 0.50 U
ITMW-4	1/13/2015	1.7	2.3	< 0.50 U
ITMW-4	4/14/2015	1.6	2.6	0.84 J
ITMW-4	7/22/2015	2.0	2.6	0.17 J
ITMW-5	10/1/1989	ND	NT	ND
ITMW-5	1/1/1990	ND	NT	ND
ITMW-5	12/1/1996	21	NT	ND
ITMW-5	2/1/1999	86	39	ND
ITMW-5	3/1/2000	73	59	ND
ITMW-5	9/20/2000	85	64.4	< 10 U
ITMW-5	3/28/2001	100	46	< 10 U
ITMW-5	9/13/2001	72	64	< 10 U
ITMW-5	9/10/2002	108	72	< 10 U
ITMW-5	2/28/2003	90.4	68.7	< 10 U
ITMW-5	9/24/2003	97.3	73.7	< 10 U
ITMW-5	4/14/2004	83.9	55.4	< 10 U
ITMW-5	9/22/2004	105	75.8	< 10 U
ITMW-5	4/6/2005	93.2	72.6	< 10 U
ITMW-5	4/6/2005	87	71	< 10 U
ITMW-5	9/28/2005	79	53.5	< 10 U
ITMW-5	9/28/2005	82.1	54.4	< 10 U

TABLE 8
HISTORICAL SUMMARY OF GROUNDWATER CONCENTRATIONS FOR TCE AND DAUGHTER-PRODUCTS
Whirlpool Facility - Fort Smith, Arkansas

Well ID	Date	Trichloroethene (µg/L)	cis-1,2-Dichloroethene (µg/L)	Vinyl Chloride (µg/L)
ITMW-5	3/14/2006	92	66.1	< 10 U
ITMW-5	3/14/2006	98.4	66.1	< 10 U
ITMW-5	10/10/2006	110	51	4 J
ITMW-5	4/18/2007	115	39.3	< 10 U
ITMW-5	9/20/2007	120	49	4 J
ITMW-5	4/29/2008	120	43	< 10 U
ITMW-5	12/9/2008	200 E	42	< 5 U
ITMW-5	4/27/2009	160	34	< 5 U
ITMW-5	5/11/2010	190 EF	40	< 5 U
ITMW-5	11/6/2010	350	50	< 5 U
ITMW-5	3/22/2011	370	39	< 5 U
ITMW-5	10/25/2011	150	35	< 5 U
ITMW-5	4/17/2012	290	26	< 5 U
ITMW-5	10/18/2012	260	33	0.64 J
ITMW-5	4/25/2013	220	20	0.50 J
ITMW-5	10/16/2013	260	27	0.55 J
ITMW-6	10/1/1989	ND	NT	ND
ITMW-6	1/1/1990	ND	NT	ND
ITMW-6	12/1/1996	6.8	NT	ND
ITMW-6	5/1/1997	7	ND	ND
ITMW-6	2/1/1999	25	ND	ND
ITMW-6	2/1/1999	6	ND	ND
ITMW-6	3/1/2000	ND	ND	ND
ITMW-6	9/20/2000	< 5 U	< 5 U	< 10 U
ITMW-6	3/28/2001	< 5 U	< 5 U	< 10 U
ITMW-6	9/13/2001	< 5 U	< 5 U	< 10 U
ITMW-6	9/10/2002	< 5 U	< 5 U	< 10 U
ITMW-6	9/10/2002	< 5 U	< 5 U	< 10 U
ITMW-6	2/27/2003	< 5 U	< 5 U	< 10 U
ITMW-6	9/24/2003	< 5 U	< 5 U	< 10 U
ITMW-6	4/14/2004	< 5 U	< 5 U	< 10 U
ITMW-6	9/22/2004	< 5 U	< 5 U	< 10 U
ITMW-6	9/28/2005	< 5 U	< 5 U	< 10 U
ITMW-6	10/11/2006	< 5 U	4 J	< 10 U
ITMW-6	9/20/2007	< 5 U	< 5 U	< 10 U
ITMW-6	12/10/2008	< 5 U	< 5 U	< 5 U
ITMW-6	10/28/2009	< 5 U	2.1 J	< 5 U
ITMW-6	5/10/2010	< 5 U	1.9 J	< 5 U
ITMW-6	10/25/2011	< 5 U	2.7 J	< 5 U
ITMW-6	10/25/2011	< 5 U	2.4 J	< 5 U
ITMW-6	4/17/2012	< 5 U	2.9 J	< 5 U
ITMW-6	10/17/2012	< 1.6 U	3.1 J	< 0.11 U
ITMW-6	4/22/2013	< 1.6 U	2.1 J	0.33 J
ITMW-6	10/14/2013	3.4 J	5.5	0.18 J
ITMW-6	3/6/2014	2.7 J	4.9 J	0.18 J
ITMW-6	5/13/2014	3.6 J	5.3	0.17 J
ITMW-6	7/30/2014	4.4 J	6.7	< 0.50 U
ITMW-6	10/15/2014	3.1 J	5.2	< 0.50 U
ITMW-6	1/13/2015	3.7	5.7	< 0.50 U
ITMW-6	4/14/2015	3.7	5.3 J	< 0.50 U
ITMW-6	7/22/2015	4.7	6.3	0.31 J
ITMW-7	11/1/1989	ND	NT	ND
ITMW-7	1/1/1990	ND	NT	ND
ITMW-7	12/1/1996	290	NT	3
ITMW-7	5/1/1997	380	180	ND
ITMW-7	2/1/1999	ND	ND	ND
ITMW-7	6/1/1999	320	144	ND
ITMW-7	6/1/1999	300	140	ND
ITMW-7	3/1/2000	262	100	ND
ITMW-7	3/1/2000	207	92	ND
ITMW-7	9/19/2000	207	100	< 10 U
ITMW-7	9/21/2000	109	< 5 U	< 10 U
ITMW-7	3/28/2001	161	66	< 10 U
ITMW-7	9/13/2001	139	68	< 10 U
ITMW-7	9/10/2002	137	56	< 10 U
ITMW-7	9/10/2002	128	54	< 10 U
ITMW-7	2/27/2003	172	92.5	< 10 U
ITMW-7	9/24/2003	125	57.3	< 10 U
ITMW-7	4/14/2004	201	80.7	< 10 U
ITMW-7	9/22/2004	132	48.4	< 10 U
ITMW-7	4/7/2005	122	39	< 10 U

TABLE 8
HISTORICAL SUMMARY OF GROUNDWATER CONCENTRATIONS FOR TCE AND DAUGHTER-PRODUCTS
Whirlpool Facility - Fort Smith, Arkansas

Well ID	Date	Trichloroethene (µg/L)	cis-1,2-Dichloroethene (µg/L)	Vinyl Chloride (µg/L)
ITMW-7	9/28/2005	100	30.5	< 10 U
ITMW-7	3/14/2006	153	59.5	< 10 U
ITMW-7	10/10/2006	140	44	1 J
ITMW-7	4/17/2007	83	29.4	< 10 U
ITMW-7	9/21/2007	72	22	< 10 U
ITMW-7	4/30/2008	70	18	< 10 U
ITMW-7	12/11/2008	66	19	< 5 U
ITMW-7	4/27/2009	87	26	< 5 U
ITMW-7	10/28/2009	60	20	< 5 U
ITMW-7	5/10/2010	73	18	< 5 U
ITMW-7	3/23/2011	225 EF	93.2	56.5
ITMW-7	10/25/2011	99	26	< 5 U
ITMW-7	4/18/2012	100	20	< 5 U
ITMW-7	10/18/2012	63	17	< 0.11 U
ITMW-7	4/25/2013	69	16	0.27 J
ITMW-7	10/17/2013	47	12	< 0.11 U
ITMW-7	3/8/2014	37.4	10	0.24 J
ITMW-7	5/14/2014	37.0	11.1	0.22 J
ITMW-7	7/30/2014	36.7	11.2	< 0.50 U
ITMW-7	10/15/2014	33.7	10.3	< 0.50 U
ITMW-7	1/14/2015	34.7	10.5	< 0.50 U
ITMW-7	4/14/2015	29.3	9.2	< 0.50 U
ITMW-7	7/22/2015	26.4	8.3	0.19 J
ITMW-9	1/1/1990	ND	NT	ND
ITMW-9	12/1/1996	230	NT	ND
ITMW-9	5/1/1997	7	ND	ND
ITMW-9	2/1/1999	40	24	ND
ITMW-9	3/1/2000	69	45	ND
ITMW-9	9/20/2000	57.3	14.3	< 10 U
ITMW-9	9/20/2000	54.8	14	< 10 U
ITMW-9	3/28/2001	40	12	< 10 U
ITMW-9	9/13/2001	40	12	< 10 U
ITMW-9	9/10/2002	61	21	< 10 U
ITMW-9	2/28/2003	54.2	37.2	< 10 U
ITMW-9	9/23/2003	91	49.5	< 10 U
ITMW-9	9/23/2003	97.6	53.9	< 10 U
ITMW-9	4/14/2004	71.8	38.8	< 10 U
ITMW-9	9/22/2004	80.7	21.1	< 10 U
ITMW-9	4/6/2005	79	30.4	< 10 U
ITMW-9	9/27/2005	98.8	54.6	< 10 U
ITMW-9	3/14/2006	101	78.7	< 10 U
ITMW-9	10/11/2006	110	77	6 J
ITMW-9	4/17/2007	79	39.6	< 10 U
ITMW-9	9/20/2007	76	26	< 10 U
ITMW-9	4/28/2008	82	37	< 10 U
ITMW-9	12/9/2008	90	62	< 5 U
ITMW-9	4/27/2009	110	51	< 5 U
ITMW-9	10/27/2009	120	67	5.7
ITMW-9	10/27/2009	120	71	6.1
ITMW-9	5/11/2010	130	38	< 5 U
ITMW-9	3/22/2011	120	48	2.4 J
ITMW-9	10/25/2011	90	57	< 5 U
ITMW-9	4/17/2012	150	50	2.5 J
ITMW-9	10/18/2012	120	53	5.2
ITMW-9	4/24/2013	140	44	1.6 J
ITMW-9	10/17/2013	83	42	16
ITMW-9	3/8/2014	112	40.4	0.41 J
ITMW-9	5/14/2014	113	42.2	0.64 J
ITMW-9	7/30/2014	143	43.9	0.54 J
ITMW-9	7/30/2014	141	44.4	0.53 J
ITMW-9	10/15/2014	75.3	38.8	1.7 J
ITMW-9	10/15/2014	76.9	39.1	1.8 J
ITMW-9	1/13/2015	89.4	39.1	1.4
ITMW-9	1/13/2015	89.6	39.1	1.4
ITMW-9	4/15/2015	100	35.4	< 0.50 U
ITMW-9	7/21/2015	142	35.5	0.40 J
ITMW-10	1/1/1990	ND	NT	ND
ITMW-10	12/1/1996	4	NT	ND
ITMW-10	2/1/1999	25	13	ND
ITMW-10	3/1/2000	23	17	ND
ITMW-10	9/20/2000	18.1	15.9	< 10 U

TABLE 8
HISTORICAL SUMMARY OF GROUNDWATER CONCENTRATIONS FOR TCE AND DAUGHTER-PRODUCTS
Whirlpool Facility - Fort Smith, Arkansas

Well ID	Date	Trichloroethene (µg/L)	cis-1,2-Dichloroethene (µg/L)	Vinyl Chloride (µg/L)
ITMW-10	3/28/2001	40	21	< 10 U
ITMW-10	9/13/2001	29	28	< 10 U
ITMW-10	9/13/2001	30	27	< 10 U
ITMW-10	9/10/2002	55	38	< 10 U
ITMW-10	2/28/2003	57.6	50.9	< 10 U
ITMW-10	7/16/2003	55.3	49.2	< 10 U
ITMW-10	9/23/2003	65.9	56.5	< 10 U
ITMW-10	4/14/2004	80	57.4	< 10 U
ITMW-10	9/22/2004	59.6	50	< 10 U
ITMW-10	4/6/2005	72.1	57.7	< 10 U
ITMW-10	9/28/2005	57.6	41.6	< 10 U
ITMW-10	3/14/2006	82	67.2	< 10 U
ITMW-10	10/10/2006	88	54	5 J
ITMW-10	4/17/2007	76	52.4	< 10 U
ITMW-10	9/20/2007	67	48	5 J
ITMW-10	4/28/2008	61	46	< 10 U
ITMW-10	12/9/2008	78	50	< 5 U
ITMW-10	4/27/2009	87	52	4.4 J
ITMW-10	10/27/2009	110	50	4.2 J
ITMW-10	5/11/2010	85	46	2.4 J
ITMW-10	3/22/2011	92	42	2.7 J
ITMW-10	10/25/2011	94	39	2.5 J
ITMW-10	10/18/2012	100	37	2.5
ITMW-10	10/15/2013	100	32	3.1
ITMW-10	3/6/2014	166	32.3	1.2 J
ITMW-10	5/14/2014	184	32.4	1.4 J
ITMW-10	7/30/2014	273	38.3	1.8 J
ITMW-10	10/15/2014	243	32.3	1.7 J
ITMW-10	1/14/2015	403	38.9	1.4
ITMW-10	4/15/2015	258	34.8	0.98 J
ITMW-10	4/16/2015	303	36.1	1.2
ITMW-10	7/22/2015	501	36.7	1.5
ITMW-10	7/22/2015	504	36.2	1.3
ITMW-11	1/1/1990	19000	NT	180
ITMW-11	11/1/1990	4700	NT	93
ITMW-11	2/1/1991	3400	NT	ND
ITMW-11	11/1/1993	2300	NT	43
ITMW-11	12/1/1996	510	NT	ND
ITMW-11	2/1/1999	650	10	ND
ITMW-11	3/1/2000	3370	206	ND
ITMW-11	9/19/2000	8030	327	11.7
ITMW-11	3/27/2001	7000	200	< 10 U
ITMW-11	9/13/2001	6000	183	< 10 U
ITMW-11	11/20/2001	< 5 U	< 5 U	< 10 U
ITMW-11	9/9/2002	7100	206	10
ITMW-11	9/9/2002	800	72	< 10 U
ITMW-11	2/26/2003	4110	346	58.8
ITMW-11	2/26/2003	3630	306	60.7
ITMW-11	9/24/2003	3990	269	11.8
ITMW-11	4/13/2004	3160	240	37.8
ITMW-11	9/21/2004	3450	204	< 10 U
ITMW-11	4/7/2005	4210	282	66.7
ITMW-11	9/29/2005	3910	199	18
ITMW-11	3/16/2006	14600	1290	482
ITMW-11	3/16/2006	12800	1210	381
ITMW-11	10/13/2006	8000	340	47
ITMW-11	4/19/2007	3970	199	< 200 U
ITMW-11	9/21/2007	7600	180	21
ITMW-11	4/30/2008	4500	210	58
ITMW-11	12/10/2008	5800	190	27
ITMW-11	4/27/2009	2500	200	24
ITMW-11	5/11/2010	6200	290	28
ITMW-11	5/11/2010	6200	290	45
ITMW-11	3/23/2011	9700	520	130
ITMW-11	10/26/2011	8800	310	16
ITMW-11	10/19/2012	1400	34	2.4
ITMW-11	10/17/2013	180	8.7	2.9
ITMW-11	3/8/2014	2980	187 M1	22.5
ITMW-11	5/15/2014	1470	107	4.9

TABLE 8
HISTORICAL SUMMARY OF GROUNDWATER CONCENTRATIONS FOR TCE AND DAUGHTER-PRODUCTS
Whirlpool Facility - Fort Smith, Arkansas

Well ID	Date	Trichloroethene (µg/L)	cis-1,2-Dichloroethene (µg/L)	Vinyl Chloride (µg/L)
ITMW-11	5/15/2014	1590	99.5	5.5
ITMW-11	7/31/2014	7380	156	6.9
ITMW-11	10/15/2014	2050	70.4	3.5
ITMW-11	12/4/2014	1530	55.0	6.4
ITMW-11	1/15/2015	68.3	9.8	1.9
ITMW-11	4/15/2015	< 0.50 U	< 0.50 U	< 0.50 U
ITMW-11	7/22/2015	33.2	5.9	< 0.13 U
ITMW-12	11/1/1990	2400	NT	140
ITMW-12	2/1/1991	2100	NT	ND
ITMW-12	11/1/1993	2500	NT	35
ITMW-12	12/1/1996	1200	NT	ND
ITMW-12	2/1/1999	3100	480	34
ITMW-12	3/1/2000	3110	320	19
ITMW-12	9/19/2000	3350	180	12
ITMW-12	3/27/2001	3900	200	20
ITMW-12	9/13/2001	3100	159	< 10 U
ITMW-12	11/20/2001	2400	300	20
ITMW-12	9/11/2002	4200	300	< 10 U
ITMW-12	2/26/2003	3460	287	< 10 U
ITMW-12	2/26/2003	3940	308	< 10 U
ITMW-12	9/24/2003	2920	242	< 10 U
ITMW-12	4/13/2004	2410	245	< 10 U
ITMW-12	9/21/2004	1780	238	< 10 U
ITMW-12	9/29/2005	2120	273	< 10 U
ITMW-12	10/13/2006	3500	310	9 J
ITMW-12	9/21/2007	2100	220	< 10 U
ITMW-12	12/9/2008	1500	180	< 5 U
ITMW-12	10/26/2011	1600	230	1.8 J
ITMW-12	10/19/2012	2500	200	3.6
ITMW-12	10/17/2013	2300	190	3.2
ITMW-12	10/17/2013	2300	160	4.1
ITMW-12	3/8/2014	1910	148	3.4
ITMW-12	3/8/2014	2400	207	3.4
ITMW-12	5/14/2014	2740	164	14.0
ITMW-12	7/31/2014	2710	173	13.6
ITMW-12	10/15/2014	2950	192	3.7
ITMW-12	10/15/2014	2570	188	3.5
ITMW-12	12/4/2014	468	51.1	0.88 J
ITMW-12	1/15/2015	59.3	4.8	< 0.50 U
ITMW-12	1/15/2015	57.1	4.2	< 0.50 U
ITMW-12	4/15/2015	2260	149	< 0.13 U
ITMW-12	7/23/2015	652	46.2	0.58 J
ITMW-13	11/1/1990	34	NT	18
ITMW-13	2/1/1991	32	NT	35
ITMW-13	11/1/1993	NT	NT	29
ITMW-13	12/1/1996	36	NT	36
ITMW-13	2/1/1999	36	140	48
ITMW-13	3/1/2000	37	121	53
ITMW-13	9/19/2000	22.4	112	50.5
ITMW-13	3/28/2001	44	92	40
ITMW-13	9/13/2001	35	111	80
ITMW-13	9/9/2002	99	110	10
ITMW-13	9/9/2002	81	86	20
ITMW-13	2/26/2003	70.2	85.5	< 10 U
ITMW-13	9/24/2003	159	130	< 10 U
ITMW-13	4/13/2004	48.4	87.2	< 10 U
ITMW-13	9/21/2004	25.5	71.6	< 10 U
ITMW-13	4/7/2005	71.8	103	< 10 U
ITMW-13	9/30/2005	72.7	114	17.9
ITMW-13	3/16/2006	141	187	< 10 U
ITMW-13	10/14/2006	100	150	17
ITMW-13	4/18/2007	83.1	78	4.3 J
ITMW-13	9/20/2007	28	40	< 10 U
ITMW-13	4/29/2008	69	72	< 10 U
ITMW-13	12/10/2008	26	23	< 5 U
ITMW-13	4/27/2009	79	78	< 5 U
ITMW-13	10/27/2009	18	22	< 5 U
ITMW-13	5/12/2010	97	72	< 5 U
ITMW-13	3/23/2011	130	83	< 5 U
ITMW-13	10/27/2011	64	40	< 5 U
ITMW-13	10/27/2011	65	41	< 5 U

TABLE 8
HISTORICAL SUMMARY OF GROUNDWATER CONCENTRATIONS FOR TCE AND DAUGHTER-PRODUCTS
Whirlpool Facility - Fort Smith, Arkansas

Well ID	Date	Trichloroethene (µg/L)	cis-1,2-Dichloroethene (µg/L)	Vinyl Chloride (µg/L)
ITMW-13	4/19/2012	97	63	< 5 U
ITMW-13	10/18/2012	400	260	1.0 J
ITMW-13	4/25/2013	86	52	0.14 J
ITMW-13	10/16/2013	150	74	< 0.11 U
ITMW-13	3/8/2014	69.3	45.3	< 0.13 U
ITMW-13	5/14/2014	54.0	34.7	0.17 J
ITMW-13	7/30/2014	36.5	27.5	< 0.50 U
ITMW-13	10/15/2014	40.8	25.9	< 0.50 U
ITMW-13	1/14/2015	45.8	28.5	< 0.50 U
ITMW-13	4/15/2015	43.1	26.5	< 0.50 U
ITMW-13	4/15/2015	47.7	26.7	< 0.50 U
ITMW-13	7/22/2015	36.1	20.8	0.17 J
ITMW-13	7/22/2015	37.3	20.1	0.18 J
ITMW-14	11/1/1990	ND	NT	13
ITMW-14	2/1/1991	ND	NT	ND
ITMW-14	11/1/1993	6	NT	ND
ITMW-14	12/1/1996	ND	NT	ND
ITMW-14	2/1/1999	ND	29	20
ITMW-14	3/1/2000	ND	24	12
ITMW-14	9/19/2000	< 5 U	13.6	< 10 U
ITMW-14	3/27/2001	< 5 U	24	10
ITMW-14	9/13/2001	< 5 U	5	< 10 U
ITMW-14	9/11/2002	41	6	< 10 U
ITMW-14	2/26/2003	< 5 U	< 5 U	< 10 U
ITMW-14	9/24/2003	< 5 U	< 5 U	< 10 U
ITMW-14	4/13/2004	< 5 U	< 5 U	< 10 U
ITMW-14	9/21/2004	< 5 U	< 5 U	< 10 U
ITMW-14	9/30/2005	< 5 U	< 5 U	< 10 U
ITMW-14	10/14/2006	4 J	8	< 10 UJ
ITMW-14	9/21/2007	5 J	9	< 10 U
ITMW-14	12/10/2008	5.7	9.3	< 5 U
ITMW-14	11/4/2010	110	14	< 5 U
ITMW-14	10/27/2011	6.3	11	< 5 U
ITMW-14	4/19/2012	7.6	16	< 5 U
ITMW-14	10/19/2012	5.4	11	< 0.11 U
ITMW-14	4/25/2013	6.8	14	< 0.11 U
ITMW-14	10/16/2013	2.9 J	4.9 J	< 0.11 U
ITMW-14	3/8/2014	6.1	11.9	< 0.13 U
ITMW-14	5/14/2014	5.3	11.3	< 0.13 U
ITMW-14	7/30/2014	4.0 J	9.2	< 0.50 U
ITMW-14	10/15/2014	4.1 J	9.4	< 0.50 U
ITMW-14	1/14/2015	4.9	11.5	< 0.50 U
ITMW-14	4/15/2015	5.0	10.7	< 0.50 U
ITMW-14	7/22/2015	4.3	9.6	< 0.13 U
ITMW-15	11/1/1990	2500	NT	55
ITMW-15	2/1/1991	1700	NT	ND
ITMW-15	4/15/1991	2000	NT	ND
ITMW-15	4/19/1991	2100	NT	ND
ITMW-15	4/20/1991	2400	NT	ND
ITMW-15	11/1/1993	4300	NT	10
ITMW-15	12/1/1996	240	NT	ND
ITMW-15	2/1/1999	400	120	ND
ITMW-15	3/1/2000	339	97	ND
ITMW-15	9/19/2000	362	92.7	< 10 U
ITMW-15	9/19/2000	376	91	< 10 U
ITMW-15	3/28/2001	290	57	< 10 U
ITMW-15	9/13/2001	380	87	< 10 U
ITMW-15	9/13/2001	370	80	< 10 U
ITMW-15	11/20/2001	157	30	< 10 U
ITMW-15	9/11/2002	320	75	< 10 U
ITMW-15	2/26/2003	301	98.7	< 10 U
ITMW-15	9/25/2003	490	91.9	< 10 U
ITMW-15	4/14/2004	334	126	< 10 U
ITMW-15	9/21/2004	774	118	< 10 U
ITMW-15	4/7/2005	685	133	< 10 U
ITMW-15	9/29/2005	862	189	< 10 U
ITMW-15	3/16/2006	908	183	12
ITMW-15	10/13/2006	680	140	7 J
ITMW-15	4/19/2007	591	110	8.5 J
ITMW-15	9/21/2007	1000	190	27
ITMW-15	4/29/2008	100	18	< 10 U

TABLE 8
HISTORICAL SUMMARY OF GROUNDWATER CONCENTRATIONS FOR TCE AND DAUGHTER-PRODUCTS
Whirlpool Facility - Fort Smith, Arkansas

Well ID	Date	Trichloroethene (µg/L)	cis-1,2-Dichloroethene (µg/L)	Vinyl Chloride (µg/L)
ITMW-15	12/10/2008	1100	150	< 5 U
ITMW-15	4/27/2009	2800	130	17
ITMW-15	5/11/2010	2800	160	11
ITMW-15	10/26/2011	1100	74	< 5 U
ITMW-15	10/19/2012	240	14	1.1 J
ITMW-15	10/16/2013	2800	170	14
ITMW-15	3/8/2014	1630	152	11.6
ITMW-15	5/14/2014	899	61.7	4.4
ITMW-15	5/14/2014	729	60.7	4.1
ITMW-15	7/30/2014	1850	82.8	3.0
ITMW-15	7/30/2014	1820	82.5	3.1
ITMW-15	10/16/2014	1660	66.4	1.8 J
ITMW-15	10/16/2014	1490	63.0	2.0
ITMW-15	12/5/2014	63.0	< 0.50 U	< 0.50 U
ITMW-15	1/15/2015	61.7	3.8	< 0.50 U
ITMW-15	1/15/2015	56.5	2.9	< 0.50 U
ITMW-15	4/15/2015	101	7.5	< 0.50 U
ITMW-15	7/22/2015	110	22.4	1.3
ITMW-16	2/1/1991	31	NT	ND
ITMW-16	11/1/1993	41	NT	7
ITMW-16	12/1/1996	ND	NT	ND
ITMW-16	2/1/1999	ND	ND	ND
ITMW-16	3/1/2000	7	ND	ND
ITMW-16	9/21/2000	< 5 U	< 5 U	< 10 U
ITMW-16	3/26/2001	< 5 U	< 5 U	< 10 U
ITMW-16	9/13/2001	< 5 U	< 5 U	< 10 U
ITMW-16	9/11/2002	< 5 U	< 5 U	< 10 U
ITMW-16	2/27/2003	< 5 U	< 5 U	< 10 U
ITMW-16	9/25/2003	< 5 U	< 5 U	< 10 U
ITMW-16	4/15/2004	< 5 U	< 5 U	< 10 U
ITMW-16	9/23/2004	< 5 U	< 5 U	< 10 U
ITMW-16	9/29/2005	< 5 U	< 5 U	< 10 U
ITMW-16	9/29/2005	< 5 U	< 5 U	< 10 U
ITMW-16	10/14/2006	< 5 U	< 5 U	< 10 U
ITMW-16	9/20/2007	< 5 U	< 5 U	< 10 U
ITMW-16	12/10/2008	< 5 U	< 5 U	< 5 U
ITMW-16	11/6/2010	17	< 5 U	< 5 U
ITMW-16	10/27/2011	< 5 U	< 5 U	< 5 U
ITMW-16	4/18/2012	< 5 U	< 5 U	< 5 U
ITMW-16	10/18/2012	< 1.6 U	< 0.56 U	< 0.11 U
ITMW-16	4/24/2013	< 1.6 U	< 0.56 U	< 0.11 U
ITMW-16	10/16/2013	< 1.6 U	< 0.56 U	< 0.11 U
ITMW-16	3/7/2014	0.30 J	< 0.080 U	< 0.13 U
ITMW-16	5/13/2014	< 0.17 U	< 0.080 U	< 0.13 U
ITMW-16	7/30/2014	< 0.50 U	< 0.50 U	< 0.50 U
ITMW-16	10/15/2014	< 0.50 U	< 0.50 U	< 0.50 U
ITMW-16	1/14/2015	< 0.50 U	< 0.50 U	< 0.50 U
ITMW-16	4/14/2015	< 0.50 U	< 0.50 U	< 0.50 U
ITMW-16	7/22/2015	< 0.17 U	< 0.080 U	< 0.13 U
ITMW-17	2/1/1991	21000	NT	ND
ITMW-17	4/15/1991	21000	NT	ND
ITMW-17	4/24/1991	21000	NT	ND
ITMW-17	11/1/1993	18000	NT	15
ITMW-17	12/1/1996	9300	NT	ND
ITMW-17	2/1/1999	11000	240	ND
ITMW-17	3/1/2000	6780	171	ND
ITMW-17	9/19/2000	5500	180	< 10 U
ITMW-17	1/5/2001	8310	179	< 10 U
ITMW-17	3/28/2001	6700	134	< 10 U
ITMW-17	9/13/2001	6300	158	< 10 U
ITMW-17	9/11/2002	6500	153	< 10 U
ITMW-17	2/26/2003	4380	134	< 10 U
ITMW-17	9/25/2003	6090	136	< 10 U
ITMW-17	4/14/2004	5050	184	< 10 U
ITMW-17	4/14/2004	4920	182	< 10 U
ITMW-17	9/21/2004	5760	156	< 10 U
ITMW-17	4/7/2005	5750	156	< 10 U
ITMW-17	9/29/2005	5460	111	< 10 U
ITMW-17	3/15/2006	15900	211 E	26.3
ITMW-17	10/12/2006	19000	220	21
ITMW-17	4/18/2007	13000	298	< 10 U

TABLE 8
HISTORICAL SUMMARY OF GROUNDWATER CONCENTRATIONS FOR TCE AND DAUGHTER-PRODUCTS
Whirlpool Facility - Fort Smith, Arkansas

Well ID	Date	Trichloroethene (µg/L)	cis-1,2-Dichloroethene (µg/L)	Vinyl Chloride (µg/L)
ITMW-17	9/21/2007	11000	210	3 J
ITMW-17	4/29/2008	6200	140	< 10 U
ITMW-17	12/10/2008	5600	130	< 5 U
ITMW-17	4/27/2009	5200	130	< 5 U
ITMW-17	5/11/2010	4500	85	< 5 U
ITMW-17	11/4/2010	5400	110	< 5 U
ITMW-17	3/22/2011	5300	100	< 5 U
ITMW-17	10/26/2011	4500	98	< 5 U
ITMW-17	4/19/2012	4700	110	< 5 U
ITMW-17	10/19/2012	3500	100	0.48 J
ITMW-17	4/25/2013	5600	130	0.90 J
ITMW-17	10/17/2013	4800	79	< 0.11 U
ITMW-17	3/8/2014	3770	86.1	0.57 J
ITMW-17	3/8/2014	4040	87.3	0.74 J
ITMW-17	5/15/2014	3370	88.5	1.1 J
ITMW-17	5/15/2014	3630	82.9	1.3 J
ITMW-17	7/30/2014	2260	64.7	< 0.50 U
ITMW-17	10/16/2014	3510	70.5	3.2
ITMW-17	12/5/2014	4630	210 J	7.7
ITMW-17	1/15/2015	3840	110	1.5
ITMW-17	4/15/2015	3920	142	< 0.13 U
ITMW-17	7/22/2015	5350	116	0.51 J
ITMW-18	2/1/1991	3700	NT	ND
ITMW-18	11/1/1993	4500	NT	6
ITMW-18	12/1/1996	1600	NT	ND
ITMW-18	2/1/1999	6300	480	ND
ITMW-18	3/1/2000	3560	401	ND
ITMW-18	9/19/2000	4080	409	< 10 U
ITMW-18	3/27/2001	4000	400	< 10 U
ITMW-18	3/27/2001	4200	370	< 100 U
ITMW-18	9/11/2001	4100	300	< 10 U
ITMW-18	9/11/2002	6700	300	< 10 U
ITMW-18	2/26/2003	5110	290	< 10 U
ITMW-18	9/24/2003	7700	415	< 10 U
ITMW-18	4/13/2004	7740	410	< 10 U
ITMW-18	9/21/2004	7050	380	< 10 U
ITMW-18	4/8/2005	7080	389	< 10 U
ITMW-18	9/29/2005	4660	241	< 10 U
ITMW-18	3/15/2006	5750	373	< 50 U
ITMW-18	10/13/2006	6600	300	< 10 U
ITMW-18	4/18/2007	15000	387	< 10 U
ITMW-18	9/21/2007	8300	310	< 100 U
ITMW-18	4/30/2008	9000	350	< 10 U
ITMW-18	12/9/2008	7200	320	< 5 U
ITMW-18	4/27/2009	7100	320	< 5 U
ITMW-18	10/27/2009	7800	360	< 5 U
ITMW-18	5/11/2010	11000	360	< 5 U
ITMW-18	10/26/2011	8500	290	< 5 U
ITMW-18	4/19/2012	9800	360	2.9 J
ITMW-18	10/19/2012	7600	260	1.2 J
ITMW-18	4/25/2013	7200	270	0.90 J
ITMW-18	10/17/2013	7000	280	0.64 J
ITMW-18	3/8/2014	9380	285	< 6.5 U
ITMW-18	3/8/2014	8550	242 J	1.7 J
ITMW-18	5/15/2014	2500	108	< 0.13 U
ITMW-18	5/15/2014	2940	101	< 0.13 U
ITMW-18	7/31/2014	5360	139	1.6 J
ITMW-18	10/15/2014	3540	68.5	< 0.50 U
ITMW-18	12/4/2014	3690	74.3	< 0.50 U
ITMW-18	1/15/2015	488	26.5	< 0.50 U
ITMW-18	4/16/2015	42.8	1.7	< 0.50 U
ITMW-18	4/16/2015	43.5	1.6	< 0.50 U
ITMW-18	7/23/2015	24.7	0.81 J	< 0.13 U
ITMW-18	7/23/2015	22.9	0.69 J	< 0.13 U
ITMW-19	2/1/1991	9900	NT	ND
ITMW-19	11/1/1993	27000	NT	7
ITMW-19	12/1/1996	25000	NT	ND
ITMW-19	2/1/1999	33000	150	ND
ITMW-19	3/1/2000	33100	128	ND
ITMW-19	9/19/2000	35700	197	< 10 U
ITMW-19	1/5/2001	34000	166	< 10 U

TABLE 8
HISTORICAL SUMMARY OF GROUNDWATER CONCENTRATIONS FOR TCE AND DAUGHTER-PRODUCTS
Whirlpool Facility - Fort Smith, Arkansas

Well ID	Date	Trichloroethene (µg/L)	cis-1,2-Dichloroethene (µg/L)	Vinyl Chloride (µg/L)
ITMW-19	3/28/2001	38000	119	< 10 U
ITMW-19	9/13/2001	19000	132	< 10 U
ITMW-19	9/11/2002	27000	167	< 10 U
ITMW-19	2/26/2003	16200	126	< 10 U
ITMW-19	9/24/2003	27300	186	< 10 U
ITMW-19	4/13/2004	19400	186	< 10 U
ITMW-19	9/21/2004	20000	148	< 10 U
ITMW-19	4/7/2005	18300	146	< 10 U
ITMW-19	4/7/2005	16200	145	< 10 U
ITMW-19	9/29/2005	25700	144	< 10 U
ITMW-19	3/15/2006	21300	177	< 100 U
ITMW-19	10/12/2006	16000	150	2 J
ITMW-19	4/18/2007	20000	131	< 10 U
ITMW-19	9/21/2007	19000	110	< 200 U
ITMW-19	4/29/2008	17000	98	< 100 U
ITMW-19	12/10/2008	11000	93	< 5 U
ITMW-19	4/27/2009	13000	100	< 5 U
ITMW-19	5/11/2010	19000	130	< 5 U
ITMW-19	11/4/2010	19000	150	< 5 U
ITMW-19	11/4/2010	18000	140	< 5 U
ITMW-19	3/22/2011	16000	110	1 J
ITMW-19	10/26/2011	17000	120	< 5 U
ITMW-19	4/19/2012	15000	110	< 5 U
ITMW-19	4/19/2012	18000	110	< 5 U
ITMW-19	10/19/2012	15000	110	0.89 J
ITMW-19	4/25/2013	13000	110	0.57 J
ITMW-19	10/18/2013	16000	91 J	< 0.11 U
ITMW-19	10/18/2013	14000	100 J	< 0.11 U
ITMW-19	3/8/2014	8850	66.7	0.57 J
ITMW-19	3/8/2014	8270	60.8 J	< 6.5 U
ITMW-19	5/15/2014	15300 J	67.2	0.87 J
ITMW-19	5/15/2014	9780 J	65.8	0.85 J
ITMW-19	7/31/2014	13300	85.5	0.96 J
ITMW-19	10/16/2014	12800	76.7	1.9 J
ITMW-19	12/5/2014	33.5	< 0.50 U	< 0.50 U
ITMW-19	1/15/2015	17.4	< 0.50 U	< 0.50 U
ITMW-19	4/15/2015	594	2.2	< 0.50 U
ITMW-19	7/23/2015	15.2	< 0.080 U	< 0.13 U
ITMW-20	3/1/1991	ND	NT	ND
ITMW-20	11/1/1993	ND	NT	ND
ITMW-20	12/1/1996	290	NT	ND
ITMW-20	5/1/1997	ND	ND	ND
ITMW-20	2/1/1999	ND	ND	ND
ITMW-20	3/1/2000	ND	ND	ND
ITMW-20	9/21/2000	< 5 U	< 5 U	< 10 U
ITMW-20	3/27/2001	< 5 U	< 5 U	< 10 U
ITMW-20	9/11/2001	21	< 5 U	< 10 U
ITMW-20	9/10/2002	< 5 U	< 5 U	< 10 U
ITMW-20	2/27/2003	< 5 U	< 5 U	< 10 U
ITMW-20	9/24/2003	< 5 U	< 5 U	< 10 U
ITMW-20	4/14/2004	< 5 U	< 5 U	< 10 U
ITMW-20	9/22/2004	< 5 U	< 5 U	< 10 U
ITMW-20	9/29/2005	< 5 U	< 5 U	< 10 U
ITMW-20	10/12/2006	< 5 U	< 5 U	< 10 U
ITMW-20	9/19/2007	< 5 U	< 5 U	< 10 U
ITMW-20	12/10/2008	< 5 U	< 5 U	< 5 U
ITMW-20	10/29/2009	< 5 U	< 5 U	< 5 U
ITMW-20	5/12/2010	< 5 U	< 5 U	< 5 U
ITMW-20	11/5/2010	15	< 5 U	< 5 U
ITMW-20	10/26/2011	< 5 U	< 5 U	< 5 U
ITMW-20	10/26/2011	< 5 U	< 5 U	< 5 U
ITMW-20	4/18/2012	< 5 U	< 5 U	< 5 U
ITMW-20	10/18/2012	< 1.6 U	< 0.56 U	< 0.11 U
ITMW-20	4/23/2013	< 1.6 U	< 0.56 U	< 0.11 U
ITMW-20	10/14/2013	< 1.6 U	< 0.56 U	< 0.11 U
ITMW-20	3/5/2014	< 0.17 U	< 0.080 U	0.15 J
ITMW-20	5/12/2014	0.21 J	< 0.080 U	< 0.13 U
ITMW-20	7/30/2014	< 0.50 U	< 0.50 U	< 0.50 U
ITMW-20	10/15/2014	< 0.50 U	< 0.50 U	< 0.50 U
ITMW-20	1/12/2015	< 0.50 U	< 0.50 U	< 0.50 U
ITMW-20	4/13/2015	< 0.50 U	< 0.50 U	< 0.50 U

TABLE 8
HISTORICAL SUMMARY OF GROUNDWATER CONCENTRATIONS FOR TCE AND DAUGHTER-PRODUCTS
Whirlpool Facility - Fort Smith, Arkansas

Well ID	Date	Trichloroethene (µg/L)	cis-1,2-Dichloroethene (µg/L)	Vinyl Chloride (µg/L)
ITMW-20	7/22/2015	0.20 J	< 0.080 U	< 0.13 U
ITMW-21	3/1/1991	21	NT	ND
ITMW-21	11/1/1993	37	NT	ND
ITMW-21	12/1/1996	150	NT	ND
ITMW-21	2/1/1999	190	ND	ND
ITMW-21	3/1/2000	196	ND	ND
ITMW-21	9/19/2000	192	< 5 U	< 10 U
ITMW-21	3/28/2001	123	< 5 U	< 10 U
ITMW-21	9/13/2001	116	< 5 U	< 10 U
ITMW-21	9/10/2002	13	< 5 U	< 10 U
ITMW-21	2/26/2003	39.5	< 5 U	< 10 U
ITMW-21	9/23/2003	9.09	< 5 U	< 10 U
ITMW-21	4/14/2004	52.9	< 5 U	< 10 U
ITMW-21	9/22/2004	7.8	< 5 U	< 10 U
ITMW-21	9/28/2005	6.45	< 5 U	< 10 U
ITMW-21	10/12/2006	9	< 5 U	< 10 U
ITMW-21	9/21/2007	10	< 5 U	< 10 U
ITMW-21	12/9/2008	15	< 5 U	< 5 U
ITMW-21	10/27/2009	14	< 5 U	< 5 U
ITMW-21	11/4/2010	1100	4.4 J	< 5 U
ITMW-21	3/22/2011	24	< 5 U	< 5 U
ITMW-21	10/25/2011	11	< 5 U	< 5 U
ITMW-21	4/17/2012	30	< 5 U	< 5 U
ITMW-21	10/19/2012	7.7	< 0.56 U	< 0.11 U
ITMW-21	4/24/2013	18	< 0.56 U	< 0.11 U
ITMW-21	10/15/2013	20	< 0.56 U	< 0.11 U
ITMW-21	3/6/2014	14.8	< 0.080 U	< 0.13 U
ITMW-21	5/14/2014	17.6	< 0.080 U	< 0.13 U
ITMW-21	7/30/2014	9.3	< 0.50 U	< 0.50 U
ITMW-21	7/30/2014	9.4	< 0.50 U	< 0.50 U
ITMW-21	10/15/2014	6.0	< 0.50 U	< 0.50 U
ITMW-21	1/14/2015	10.8	< 0.50 U	< 0.50 U
ITMW-21	4/14/2015	12.7	< 0.50 U	< 0.50 U
ITMW-21	7/22/2015	7.6	0.20 J	< 0.13 U
MW-22	12/1/1996	ND	NT	ND
MW-22	5/1/1997	ND	5	ND
MW-22	2/1/1999	ND	5	ND
MW-22	3/1/2000	ND	ND	ND
MW-22	9/19/2000	< 5 U	< 5 U	< 10 U
MW-22	3/27/2001	< 5 U	< 5 U	< 10 U
MW-22	9/13/2001	< 5 U	< 5 U	< 10 U
MW-22	9/10/2002	9	< 5 U	< 10 U
MW-22	2/27/2003	< 5 U	< 5 U	< 10 U
MW-22	9/23/2003	< 5 U	< 5 U	< 10 U
MW-22	9/23/2003	< 5 U	< 5 U	< 10 U
MW-22	4/13/2004	< 5 U	< 5 U	< 10 U
MW-22	9/21/2004	< 5 U	< 5 U	< 10 U
MW-22	9/30/2005	< 5 U	< 5 U	< 10 U
MW-22	10/14/2006	< 5 U	< 5 U	< 10 UJ
MW-22	9/20/2007	< 5 U	< 5 U	< 10 U
MW-22	12/9/2008	< 5 U	< 5 U	< 5 U
MW-22	10/27/2009	< 5 U	< 5 U	< 5 U
MW-22	11/3/2010	< 5 U	< 5 U	< 5 U
MW-22	10/27/2011	2.1 J	< 5 U	< 5 U
MW-22	4/18/2012	< 5 U	< 5 U	< 5 U
MW-22	10/17/2012	< 1.6 U	< 0.56 U	< 0.11 U
MW-22	4/23/2013	< 1.6 U	< 0.56 U	< 0.11 U
MW-22	10/14/2013	< 1.6 U	< 0.56 U	< 0.11 U
MW-22	3/5/2014	< 0.17 U	< 0.080 U	< 0.13 U
MW-22	5/12/2014	< 0.17 U	< 0.080 U	< 0.13 U
MW-22	7/30/2014	< 0.50 U	< 0.50 U	< 0.50 U
MW-22	10/15/2014	< 0.50 U	< 0.50 U	< 0.50 U
MW-22	1/13/2015	< 0.50 U	< 0.50 U	< 0.50 U
MW-22	4/13/2015	< 0.50 U	< 0.50 U	< 0.50 U
MW-22	7/22/2015	< 0.17 U	< 0.080 U	< 0.13 U
MW-23	12/1/1996	210	NT	ND
MW-23	5/1/1997	2400	NT	ND
MW-23	2/1/1999	350	10	ND
MW-23	2/1/1999	440	10	ND
MW-23	3/1/2000	147	ND	ND
MW-23	9/21/2000	67	< 5 U	< 10 U

TABLE 8
HISTORICAL SUMMARY OF GROUNDWATER CONCENTRATIONS FOR TCE AND DAUGHTER-PRODUCTS
Whirlpool Facility - Fort Smith, Arkansas

Well ID	Date	Trichloroethene (µg/L)	cis-1,2-Dichloroethene (µg/L)	Vinyl Chloride (µg/L)
MW-23	1/5/2001	137	< 5 U	< 10 U
MW-23	3/26/2001	87	< 5 U	< 10 U
MW-23	9/11/2001	23	< 5 U	< 10 U
MW-23	9/11/2002	111	< 5 U	< 10 U
MW-23	9/11/2002	105	< 5 U	< 10 U
MW-23	2/27/2003	54	< 5 U	< 10 U
MW-23	9/25/2003	83.9	< 5 U	< 10 U
MW-23	4/15/2004	70.3	< 5 U	< 10 U
MW-23	9/22/2004	73.4	< 5 U	< 10 U
MW-23	4/5/2005	55.5	< 5 U	< 10 U
MW-23	9/29/2005	65.8	< 5 U	< 10 U
MW-23	3/17/2006	47.1	< 5 U	< 10 U
MW-23	10/14/2006	59	< 5 U	< 10 UJ
MW-23	4/19/2007	39.9	9.79	< 10 U
MW-23	9/19/2007	47	< 5 U	< 10 U
MW-23	4/29/2008	29	< 5 U	< 10 U
MW-23	12/10/2008	69	< 5 U	< 5 U
MW-23	4/27/2009	32	< 5 U	< 5 U
MW-23	10/29/2009	45	< 5 U	< 5 U
MW-23	5/12/2010	55	< 5 U	< 5 U
MW-23	5/12/2010	52	< 5 U	< 5 U
MW-23	11/5/2010	76	< 5 U	< 5 U
MW-23	3/23/2011	46	< 5 U	< 5 U
MW-23	10/27/2011	41	< 5 U	< 5 U
MW-23	4/18/2012	36	< 5 U	< 5 U
MW-23	10/19/2012	43	< 0.56 U	< 0.11 U
MW-23	4/25/2013	20	< 0.56 U	< 0.11 U
MW-23	10/16/2013	54	< 0.56 U	< 0.11 U
MW-23	5/22/2014	22.8	< 0.080 U	< 0.13 U
MW-23	7/8/2014	27.8	0.68 J	< 0.50 U
MW-23	9/12/2014	62.1	1.8 J	< 0.50 U
MW-23	10/23/2014	189	3.5 J	< 0.50 U
MW-23	1/15/2015	115	2.2	< 0.50 U
MW-23	4/14/2015	57.5	1.1	< 0.50 U
MW-23	7/23/2015	37.8	0.95 J	< 0.13 U
MW-24	2/1/1999	1400	49	ND
MW-24	3/1/2000	403	25	ND
MW-24	3/1/2000	595	24	ND
MW-24	9/21/2000	128	11	< 10 U
MW-24	1/5/2001	247	12	< 10 U
MW-24	3/26/2001	330	11	< 10 U
MW-24	9/11/2001	124	6	< 10 U
MW-24	9/11/2002	199	6	< 10 U
MW-24	2/27/2003	253	7.01	< 10 U
MW-24	9/25/2003	155	< 5 U	< 10 U
MW-24	4/15/2004	181	5.12	< 10 U
MW-24	9/23/2004	116	< 5 U	< 10 U
MW-24	4/6/2005	152	6.04	< 10 U
MW-24	9/29/2005	161	< 5 U	< 10 U
MW-24	3/16/2006	347	7.57	< 10 U
MW-24	10/14/2006	620	11	2 J
MW-24	4/19/2007	196	11.6	< 10 U
MW-24	9/20/2007	140	< 5 U	< 10 U
MW-24	9/20/2007	150	< 5 U	< 10 U
MW-24	4/29/2008	150	3 J	< 10 U
MW-24	12/10/2008	150	3.4 J	< 5 U
MW-24	12/10/2008	130	3.4 J	< 5 U
MW-24	4/27/2009	120	< 5 U	< 5 U
MW-24	10/29/2009	110	2.6 J	< 5 U
MW-24	5/12/2010	150	4.3 J	< 5 U
MW-24	3/23/2011	170	3.6 J	< 5 U
MW-24	10/27/2011	170	1.9 J	< 5 U
MW-24	10/27/2011	170	1.4 J	< 5 U
MW-24	4/18/2012	150	2.9 J	< 5 U
MW-24	10/19/2012	190	3.7 J	< 0.11 U
MW-24	4/25/2013	110	3.5 J	0.23 J
MW-24	5/22/2014	79.7	1.2 J	< 0.13 U
MW-24	7/8/2014	102	1.4 J	< 0.50 U
MW-24	9/12/2014	55.7	0.66 J	< 0.50 U
MW-24	10/23/2014	33.1	< 0.50 U	< 0.50 U
MW-24	1/15/2015	26.9	< 0.50 U	< 0.50 U

TABLE 8
HISTORICAL SUMMARY OF GROUNDWATER CONCENTRATIONS FOR TCE AND DAUGHTER-PRODUCTS
Whirlpool Facility - Fort Smith, Arkansas

Well ID	Date	Trichloroethene (µg/L)	cis-1,2-Dichloroethene (µg/L)	Vinyl Chloride (µg/L)
MW-24	4/16/2015	18.8	< 0.50 U	< 0.50 U
MW-24	7/23/2015	178	3.1	< 0.13 U
MW-25	2/1/1999	29000	170	100
MW-25	2/1/1999	27000	180	110
MW-25	12/1/1999	94500	ND	ND
MW-25	3/1/2000	35900	245	63
MW-25	9/21/2000	59000	300	50
MW-25	3/28/2001	34000	117	60
MW-25	9/13/2001	60000	300	< 200 U
MW-25	9/9/2002	157000	440	180
MW-25	9/9/2002	56000	370	200
MW-25	2/26/2003	45900	557	75.7
MW-25	7/17/2003	62200	621	243
MW-25	9/24/2003	103000	775	< 500 U
MW-25	4/14/2004	25600	255	31.8
MW-25	9/21/2004	85200	819	422
MW-25	4/7/2005	21100	353	61.1
MW-25	9/28/2005	136000	837	< 500 U
MW-25	3/15/2006	36300	774	< 200 U
MW-25	10/12/2006	64000	1300	610
MW-25	10/12/2006	65000	1400	600
MW-25	4/18/2007	19000	321	20
MW-25	4/18/2007	18000	319	20
MW-25	9/21/2007	54000	1200	800
MW-25	9/21/2007	55000	1200	780
MW-25	4/29/2008	23000	470	10 J
MW-25	4/29/2008	25000	510	10 J
MW-25	12/10/2008	100000	1200	430
MW-25	4/27/2009	36000	2100	140
MW-25	4/27/2009	39000	2000	190
MW-25	10/27/2009	140000	1500	570
MW-25	5/11/2010	81000	1400	11
MW-25	11/4/2010	270000	1500	400
MW-25	3/22/2011	57000	2400	34
MW-25	10/26/2011	120000	2100	< 250 U
MW-25	4/17/2012	18000	690	18
MW-25	10/19/2012	56000	4200	1500
MW-25	10/19/2012	49000	3600	1500
MW-25	4/25/2013	9100	330	7.9
MW-25	4/25/2013	9500	380	11
MW-25	10/18/2013	43000	2900	1300
MW-25	3/8/2014	14500	625	33.6 J
MW-25	5/15/2014	18500	600 J	30.3
MW-25	7/9/2014	49900	1750	< 0.50 U
MW-25	7/31/2014	71700	2310 J	< 500 U
MW-25	10/16/2014	42500	2870 J	540 J
MW-25	10/24/2014	59800	2650 J	0.66 J
MW-25	12/5/2014	2620 J	31.5	2.1
MW-25	1/15/2015	2510	126	1.6
MW-25	4/16/2015	4650	204	6.4
MW-25	7/23/2015	39800	580 J	66.4
MW-26	2/1/1999	360	150	ND
MW-26	6/1/1999	ND	ND	ND
MW-26	3/1/2000	ND	ND	ND
MW-26	9/21/2000	< 5 U	< 5 U	< 10 U
MW-26	3/26/2001	< 5 U	< 5 U	< 10 U
MW-26	9/11/2001	< 5 U	< 5 U	< 10 U
MW-26	9/11/2001	< 5 U	< 5 U	< 10 U
MW-26	9/10/2002	< 5 U	< 5 U	< 10 U
MW-26	2/27/2003	< 5 U	< 5 U	< 10 U
MW-26	9/24/2003	< 5 U	< 5 U	< 10 U
MW-26	4/14/2004	< 5 U	< 5 U	< 10 U
MW-26	9/22/2004	< 5 U	< 5 U	< 10 U
MW-26	9/29/2005	< 5 U	< 5 U	< 10 U
MW-26	10/12/2006	< 5 U	< 5 U	< 10 U
MW-26	9/19/2007	< 5 U	< 5 U	< 10 U
MW-26	12/10/2008	< 5 U	< 5 U	< 5 U
MW-26	10/29/2009	< 5 U	< 5 U	< 5 U
MW-26	5/12/2010	< 5 U	< 5 U	< 5 U
MW-26	11/5/2010	22	< 5 U	< 5 U
MW-26	10/26/2011	< 5 U	< 5 U	< 5 U

TABLE 8
HISTORICAL SUMMARY OF GROUNDWATER CONCENTRATIONS FOR TCE AND DAUGHTER-PRODUCTS
Whirlpool Facility - Fort Smith, Arkansas

Well ID	Date	Trichloroethene (µg/L)	cis-1,2-Dichloroethene (µg/L)	Vinyl Chloride (µg/L)
MW-26	4/18/2012	< 5 U	< 5 U	< 5 U
MW-26	10/18/2012	< 1.6 U	< 0.56 U	< 0.11 U
MW-26	4/23/2013	< 1.6 U	< 0.56 U	< 0.11 U
MW-26	10/15/2013	< 1.6 U	< 0.56 U	< 0.11 U
MW-26	3/5/2014	< 0.17 U	< 0.080 U	< 0.13 U
MW-26	5/12/2014	0.25 J	< 0.080 U	< 0.13 U
MW-26	7/30/2014	< 0.50 U	< 0.50 U	< 0.50 U
MW-26	10/14/2014	< 0.50 U	< 0.50 U	< 0.50 U
MW-26	1/14/2015	< 0.50 U	< 0.50 U	< 0.50 U
MW-26	4/13/2015	< 0.50 U	< 0.50 U	< 0.50 U
MW-26	7/22/2015	0.18 J	< 0.080 U	< 0.13 U
MW-27	12/1/1999	ND	ND	ND
MW-27	12/7/1999	< 5 U	< 5 U	< 10 U
MW-27	12/9/1999	< 5 U	< 5 U	< 10 U
MW-27	3/1/2000	ND	ND	ND
MW-27	9/21/2000	< 5 U	< 5 U	< 10 U
MW-27	1/5/2001	< 5 U	< 5 U	< 10 U
MW-27	1/5/2001	5.55	< 5 U	< 10 U
MW-27	3/26/2001	< 5 U	< 5 U	< 10 U
MW-27	9/11/2001	< 5 U	< 5 U	< 10 U
MW-27	9/11/2002	< 5 U	< 5 U	< 10 U
MW-27	9/11/2002	< 5 U	< 5 U	< 10 U
MW-27	2/27/2003	< 5 U	< 5 U	< 10 U
MW-27	9/25/2003	< 5 U	< 5 U	< 10 U
MW-27	4/15/2004	< 5 U	< 5 U	< 10 U
MW-27	9/22/2004	< 5 U	< 5 U	< 10 U
MW-27	9/29/2005	< 5 U	< 5 U	< 10 U
MW-27	10/14/2006	2 J	< 5 U	< 10 U
MW-27	9/19/2007	< 5 U	< 5 U	< 10 U
MW-27	12/10/2008	< 5 U	< 5 U	< 5 U
MW-27	5/12/2010	3.1 J	< 5 U	< 5 U
MW-27	11/5/2010	42	< 5 U	< 5 U
MW-27	10/27/2011	< 5 U	< 5 U	< 5 U
MW-27	4/18/2012	2.6 J	< 5 U	< 5 U
MW-27	10/18/2012	< 1.6 U	< 0.56 U	< 0.11 U
MW-27	4/24/2013	< 1.6 U	< 0.56 U	< 0.11 U
MW-27	10/15/2013	< 1.6 U	< 0.56 U	< 0.11 U
MW-27	3/7/2014	0.31 J	< 0.080 U	< 0.13 U
MW-27	5/13/2014	< 0.17 U	< 0.080 U	< 0.13 U
MW-27	7/30/2014	0.63 J	< 0.50 U	< 0.50 U
MW-27	10/14/2014	< 0.50 U	< 0.50 U	< 0.50 U
MW-27	1/14/2015	0.84 J	0.59 J	< 0.50 U
MW-27	4/13/2015	0.59 J	< 0.50 U	< 0.50 U
MW-27	7/22/2015	0.18 J	< 0.080 U	< 0.13 U
MW-28	12/1/1999	ND	ND	ND
MW-28	12/9/1999	< 5 U	< 5 U	< 10 U
MW-28	12/9/1999	< 5 U	< 5 U	< 10 U
MW-28	3/1/2000	ND	ND	ND
MW-28	9/21/2000	< 5 U	< 5 U	< 10 U
MW-28	3/27/2001	< 5 U	< 5 U	< 10 U
MW-28	3/27/2001	< 5 U	< 5 U	< 10 U
MW-28	9/11/2001	< 5 U	< 5 U	< 10 U
MW-28	9/11/2002	< 5 U	< 5 U	< 10 U
MW-28	2/27/2003	< 5 U	< 5 U	< 10 U
MW-28	9/25/2003	< 5 U	< 5 U	< 10 U
MW-28	4/15/2004	< 5 U	< 5 U	< 10 U
MW-28	9/22/2004	< 5 U	< 5 U	< 10 U
MW-28	9/30/2005	< 5 U	< 5 U	< 10 U
MW-28	10/14/2006	< 5 U	< 5 U	< 10 UJ
MW-28	9/19/2007	< 5 U	< 5 U	< 10 U
MW-28	12/10/2008	< 5 U	< 5 U	< 5 U
MW-28	10/29/2009	< 5 U	< 5 U	< 5 U
MW-28	5/12/2010	2.6 J	< 5 U	< 5 U
MW-28	11/5/2010	54	< 5 U	< 5 U
MW-28	3/23/2011	1.6 J	< 5 U	< 5 U
MW-28	10/27/2011	< 5 U	< 5 U	< 5 U
MW-28	4/19/2012	< 5 U	< 5 U	< 5 U
MW-28	10/17/2012	< 1.6 U	< 0.56 U	< 0.11 U
MW-28	4/24/2013	< 1.6 U	< 0.56 U	< 0.11 U
MW-28	10/15/2013	< 1.6 U	< 0.56 U	< 0.11 U
MW-28	3/6/2014	< 0.17 U	< 0.080 U	< 0.13 U

TABLE 8
HISTORICAL SUMMARY OF GROUNDWATER CONCENTRATIONS FOR TCE AND DAUGHTER-PRODUCTS
Whirlpool Facility - Fort Smith, Arkansas

Well ID	Date	Trichloroethene (µg/L)	cis-1,2-Dichloroethene (µg/L)	Vinyl Chloride (µg/L)
MW-28	5/13/2014	0.30 J	< 0.080 U	< 0.13 U
MW-28	7/30/2014	< 0.50 U	< 0.50 U	< 0.50 U
MW-28	10/14/2014	< 0.50 U	< 0.50 U	< 0.50 U
MW-28	1/14/2015	< 0.50 U	< 0.50 U	< 0.50 U
MW-28	4/13/2015	< 0.50 U	< 0.50 U	< 0.50 U
MW-28	7/22/2015	< 0.17 U	< 0.080 U	< 0.13 U
MW-29	12/1/1999	ND	ND	ND
MW-29	12/9/1999	< 5 U	< 5 U	< 10 U
MW-29	3/1/2000	ND	ND	ND
MW-29	9/20/2000	< 5 U	< 5 U	< 10 U
MW-29	3/27/2001	< 5 U	< 5 U	< 10 U
MW-29	9/11/2001	< 5 U	< 5 U	< 10 U
MW-29	9/10/2002	< 5 U	< 5 U	< 10 U
MW-29	2/27/2003	< 5 U	< 5 U	< 10 U
MW-29	9/24/2003	< 5 U	< 5 U	< 10 U
MW-29	4/14/2004	< 5 U	< 5 U	< 10 U
MW-29	9/22/2004	< 5 U	< 5 U	< 10 U
MW-29	9/28/2005	< 5 U	< 5 U	< 10 U
MW-29	10/12/2006	< 5 U	< 5 U	< 10 U
MW-29	9/19/2007	< 5 U	< 5 U	< 10 U
MW-29	12/10/2008	< 5 U	< 5 U	< 5 U
MW-29	12/10/2008	< 5 U	< 5 U	< 5 U
MW-29	10/29/2009	< 5 U	< 5 U	< 5 U
MW-29	10/25/2011	< 5 U	< 5 U	< 5 U
MW-29	4/18/2012	< 5 U	< 5 U	< 5 U
MW-29	10/18/2012	< 1.6 U	< 0.56 U	< 0.11 U
MW-29	4/23/2013	< 1.6 U	< 0.56 U	< 0.11 U
MW-29	10/14/2013	< 1.6 U	< 0.56 U	< 0.11 U
MW-29	3/5/2014	0.52 J	< 0.080 U	< 0.13 U
MW-29	5/13/2014	0.18 J	< 0.080 U	< 0.13 U
MW-29	7/30/2014	< 0.50 U	< 0.50 U	< 0.50 U
MW-29	10/15/2014	< 0.50 U	< 0.50 U	< 0.50 U
MW-29	1/13/2015	< 0.50 U	< 0.50 U	< 0.50 U
MW-29	4/14/2015	< 0.50 U	< 0.50 U	< 0.50 U
MW-29	7/22/2015	< 0.17 U	< 0.080 U	< 0.13 U
MW-30	12/1/1999	115	34	ND
MW-30	12/9/1999	115	34	< 10 U
MW-30	3/1/2000	86	25	ND
MW-30	9/20/2000	102	25	< 10 U
MW-30	3/27/2001	43	11	< 10 U
MW-30	9/11/2001	63	18	< 10 U
MW-30	9/10/2002	48	14	< 10 U
MW-30	2/27/2003	60	20.3	< 10 U
MW-30	9/24/2003	46.8	13.7	< 10 U
MW-30	4/14/2004	36.6	11.8	< 10 U
MW-30	9/22/2004	36.2	12.1	< 10 U
MW-30	9/28/2005	59.6	15.6	< 10 U
MW-30	10/12/2006	53	15	< 10 U
MW-30	9/20/2007	39	11	< 10 U
MW-30	12/10/2008	37	11	< 5 U
MW-30	11/3/2010	50	15	< 5 U
MW-30	10/26/2011	57	16	< 5 U
MW-30	4/18/2012	150	32	< 5 U
MW-30	10/18/2012	65	19	< 0.11 U
MW-30	4/25/2013	49	18	0.49 J
MW-30	10/14/2013	40	16	< 0.11 U
MW-31	1/5/2001	< 5 U	< 5 U	< 10 U
MW-31	3/26/2001	< 5 U	< 5 U	< 10 U
MW-31	9/13/2001	< 5 U	< 5 U	< 10 U
MW-31	9/11/2002	< 5 U	< 5 U	< 10 U
MW-31	2/28/2003	< 5 U	< 5 U	< 10 U
MW-31	9/25/2003	< 5 U	< 5 U	< 10 U
MW-31	4/15/2004	< 5 U	< 5 U	< 10 U
MW-31	9/23/2004	< 5 U	< 5 U	< 10 U
MW-31	4/5/2005	< 5 U	< 5 U	< 10 U
MW-31	9/27/2005	< 5 U	< 5 U	< 10 U
MW-31	3/15/2006	< 5 U	< 5 U	< 10 U
MW-31	10/11/2006	3 J	< 5 U	< 10 U
MW-31	4/19/2007	< 5 U	< 5 U	< 10 U
MW-31	9/18/2007	< 5 U	< 5 U	< 10 U
MW-31	4/30/2008	2 J	< 5 U	< 10 U

TABLE 8
HISTORICAL SUMMARY OF GROUNDWATER CONCENTRATIONS FOR TCE AND DAUGHTER-PRODUCTS
Whirlpool Facility - Fort Smith, Arkansas

Well ID	Date	Trichloroethene (µg/L)	cis-1,2-Dichloroethene (µg/L)	Vinyl Chloride (µg/L)
MW-31	12/11/2008	< 5 U	< 5 U	< 5 U
MW-31	4/25/2009	< 5 U	< 5 U	< 5 U
MW-31	5/12/2010	< 5 U	< 5 U	< 5 U
MW-31	11/7/2010	48	< 5 U	< 5 U
MW-31	3/23/2011	< 5 U	< 5 U	< 5 U
MW-31	10/26/2011	< 5 U	< 5 U	< 5 U
MW-31	10/19/2012	< 1.6 U	< 0.56 U	< 0.11 U
MW-31	10/18/2013	< 1.6 U	< 0.56 U	< 0.11 U
MW-31	3/6/2014	< 0.17 U	< 0.080 U	< 0.13 U
MW-31	5/13/2014	< 0.17 U	< 0.080 U	< 0.13 U
MW-31	7/30/2014	< 0.50 U	< 0.50 U	< 0.50 U
MW-31	7/30/2014	< 0.50 U	< 0.50 U	< 0.50 U
MW-31	10/14/2014	< 0.50 U	< 0.50 U	< 0.50 U
MW-31	1/12/2015	< 0.50 U	< 0.50 U	< 0.50 U
MW-31R	1/19/2015	< 0.50 U	< 0.50 U	< 0.50 U
MW-31R	4/14/2015	< 0.50 U	< 0.50 U	< 0.50 U
MW-31R	7/21/2015	< 0.17 U	< 0.080 U	< 0.13 U
MW-32	1/5/2001	108	< 5 U	< 10 U
MW-32	3/27/2001	174	< 5 U	< 10 U
MW-32	9/13/2001	95	< 5 U	< 10 U
MW-32	9/11/2002	109	< 5 U	< 10 U
MW-32	2/28/2003	133	< 5 U	< 10 U
MW-32	9/25/2003	32.3	< 5 U	< 10 U
MW-32	4/15/2004	76.9	< 5 U	< 10 U
MW-32	9/23/2004	51.4	< 5 U	< 10 U
MW-32	4/5/2005	158	< 5 U	< 10 U
MW-32	9/27/2005	97.6	< 5 U	< 10 U
MW-32	3/15/2006	111	< 5 U	< 10 U
MW-32	10/12/2006	85	4 J	< 10 U
MW-32	4/19/2007	66.3	10.1	< 10 U
MW-32	9/18/2007	78	< 5 U	< 10 U
MW-32	4/30/2008	70	2 J	< 10 U
MW-32	12/11/2008	60	< 5 U	< 5 U
MW-32	4/25/2009	47	< 5 U	< 5 U
MW-32	10/28/2009	68	1.8 J	< 5 U
MW-32	5/12/2010	58	< 5 U	< 5 U
MW-32	11/6/2010	120	< 5 U	< 5 U
MW-32	3/24/2011	66	1.4 J	< 5 U
MW-32	10/26/2011	73	< 5 U	< 5 U
MW-32	10/19/2012	61	1.2 J	< 0.11 U
MW-32	10/18/2013	48	1.4 J	< 0.11 U
MW-32	3/8/2014	36.8	1.1 J	< 0.13 U
MW-32	5/13/2014	33.1	0.19 J	< 0.13 U
MW-32	7/29/2014	37.2	1.0 J	< 0.50 U
MW-32	10/14/2014	29.7	0.80 J	< 0.50 U
MW-32	1/14/2015	20.2	0.55 J	< 0.50 U
MW-32R	1/19/2015	12.9	< 0.50 U	< 0.50 U
MW-32R	4/15/2015	11.2	< 0.50 U	< 0.50 U
MW-32R	7/21/2015	7.4	0.29 J	< 0.13 U
MW-33	1/5/2001	120	< 5 U	< 10 U
MW-33	3/27/2001	260	7	< 10 U
MW-33	9/13/2001	310	8	< 10 U
MW-33	9/11/2002	450	8	< 10 U
MW-33	2/28/2003	274	6.62	< 10 U
MW-33	9/25/2003	198	5.95	< 10 U
MW-33	4/15/2004	871	21.3	< 10 U
MW-33	9/23/2004	798	15.3	< 10 U
MW-33	4/5/2005	1430	24.5	< 10 U
MW-33	9/27/2005	1030	15.2	< 10 U
MW-33	3/15/2006	1610	20.5	< 10 U
MW-33	10/12/2006	1300	19	< 10 U
MW-33	4/19/2007	1430	9.2 J	< 50 U
MW-33	9/18/2007	1700	25	< 10 U
MW-33	4/30/2008	1100	16	< 10 U
MW-33	12/11/2008	1200	18	< 5 U
MW-33	4/25/2009	1200	19	< 5 U
MW-33	5/27/2009	1000	19	< 5 U
MW-33	10/28/2009	1200	20	< 5 U
MW-33	5/12/2010	1100	21	< 5 U
MW-33	11/6/2010	1200	17	< 5 U
MW-33	3/4/2011	500	14	< 0.85 U

TABLE 8
HISTORICAL SUMMARY OF GROUNDWATER CONCENTRATIONS FOR TCE AND DAUGHTER-PRODUCTS
Whirlpool Facility - Fort Smith, Arkansas

Well ID	Date	Trichloroethene (µg/L)	cis-1,2-Dichloroethene (µg/L)	Vinyl Chloride (µg/L)
MW-33	5/23/2011	1300	18	NT
MW-33	10/26/2011	1000	16	< 5 U
MW-33	10/19/2012	1300	18	0.56 J
MW-33	10/18/2013	1100	19	< 0.11 U
MW-33	3/8/2014	918	15.9	0.56 J
MW-33	5/14/2014	954	15.1	0.56 J
MW-33	7/29/2014	1600	20.8	0.59 J
MW-33	10/15/2014	1290	15.3	< 0.50 U
MW-33	1/14/2015	1080	13.9	< 0.50 U
MW-33R	1/18/2015	799	9.9	< 0.50 U
MW-33R	4/15/2015	624	10.5	< 0.50 U
MW-33R	4/15/2015	570	12.2	0.37 J
MW-33R	7/22/2015	447	6.1	< 0.13 U
MW-33R	7/22/2015	488	6.8	< 0.13 U
MW-34	3/28/2001	83	< 5 U	< 10 U
MW-34	9/13/2001	61	< 5 U	< 10 U
MW-34	9/9/2002	84	< 5 U	< 10 U
MW-34	2/28/2003	< 5 U	< 5 U	< 10 U
MW-34	9/25/2003	28.4	< 5 U	< 10 U
MW-34	11/14/2003	121	< 5 U	< 10 U
MW-34	4/15/2004	119	< 5 U	< 10 U
MW-34	9/23/2004	81.1	< 5 U	< 10 U
MW-34	12/9/2004	93.3	< 5 U	< 10 U
MW-34	4/5/2005	65.8	< 5 U	< 10 U
MW-34	9/30/2005	83.7	< 5 U	< 10 U
MW-34	3/14/2006	77.1	< 5 U	< 10 U
MW-34	10/11/2006	63	4 J	< 10 U
MW-34	4/18/2007	41	9.79	< 10 U
MW-34	9/19/2007	61	< 5 U	< 10 U
MW-34	4/30/2008	32	< 5 U	< 10 U
MW-34	12/10/2008	53	< 5 U	< 5 U
MW-34	4/24/2009	43	< 5 U	< 5 U
MW-34	5/27/2009	12	< 5 U	< 5 U
MW-34	10/28/2009	34	< 5 U	< 5 U
MW-34	5/12/2010	38	< 5 U	< 5 U
MW-34	11/7/2010	70	< 5 U	< 5 U
MW-34	11/7/2010	73	< 5 U	< 5 U
MW-34	3/24/2011	40	< 5 U	< 5 U
MW-34	3/24/2011	42	< 5 U	< 5 U
MW-34	10/26/2011	56	< 5 U	< 5 U
MW-34	10/20/2012	90	1.6 J	< 0.11 U
MW-34	10/17/2013	43	0.90 J	< 0.11 U
MW-34	3/8/2014	28.7	0.61 J	< 0.13 U
MW-34	5/13/2014	19.9	< 0.080 U	< 0.13 U
MW-34	7/29/2014	78.2	1.7 J	< 0.50 U
MW-34	10/15/2014	47.7	0.96 J	< 0.50 U
MW-34	1/13/2015	22.0	< 0.50 U	< 0.50 U
MW-34	4/14/2015	13.8	< 0.50 U	< 0.50 U
MW-34R	7/21/2015	3.5	< 0.080 U	< 0.13 U
MW-35R	3/28/2001	960	34	< 10 U
MW-35R	9/13/2001	1030	40	< 20 U
MW-35R	9/9/2002	900	31	< 10 U
MW-35R	2/28/2003	246	15.1	< 10 U
MW-35R	9/25/2003	297	19.8	< 10 U
MW-35R	11/14/2003	990	34.9	< 10 U
MW-35R	4/15/2004	1150	45.8	< 10 U
MW-35R	9/23/2004	685	28.4	< 10 U
MW-35R	12/9/2004	880	42	< 10 U
MW-35R	4/6/2005	886	35	< 10 U
MW-35R	9/30/2005	804	29.3	< 10 U
MW-35R	3/14/2006	858	24.2	< 10 U
MW-35R	4/6/2006	1540	52.5	< 10 U
MW-35R	10/11/2006	910	29	< 10 U
MW-35R	4/18/2007	900	27.6	< 10 U
MW-35R	9/19/2007	1100	28	< 10 U
MW-35R	4/30/2008	1100	33	< 10 U
MW-35R	12/11/2008	790	27	< 5 U
MW-35R	4/24/2009	1100	37	< 5 U
MW-35R	5/7/2009	< 5 U	< 5 U	< 5 U
MW-35R	5/27/2009	< 5 U	< 5 U	< 5 U
MW-35R	11/5/2010	240	9.9	< 5 U

TABLE 8
HISTORICAL SUMMARY OF GROUNDWATER CONCENTRATIONS FOR TCE AND DAUGHTER-PRODUCTS
Whirlpool Facility - Fort Smith, Arkansas

Well ID	Date	Trichloroethene (µg/L)	cis-1,2-Dichloroethene (µg/L)	Vinyl Chloride (µg/L)
MW-35R	3/4/2011	180	8.4	< 0.85 U
MW-35R	5/23/2011	260	13	NT
MW-35R	10/25/2011	280	12	< 5 U
MW-35R	10/20/2012	280	10	< 0.11 U
MW-35R	10/17/2013	200	12	< 0.11 U
MW-35R	10/17/2013	220	13	< 0.11 U
MW-35R	3/8/2014	345	14.9	< 0.13 U
MW-35R	5/13/2014	183	6.1	< 0.13 U
MW-35R	7/30/2014	64.7	2.8 J	< 0.50 U
MW-35R	10/14/2014	79.2	2.6 J	< 0.50 U
MW-35R	1/13/2015	10.9	< 0.50 U	< 0.50 U
MW-35R	4/14/2015	39.5	1.3	< 0.50 U
MW-35R	7/21/2015	33.7	1.0	< 0.13 U
MW-36	3/28/2001	< 5 U	< 5 U	< 10 U
MW-36	9/13/2001	< 5 U	< 5 U	< 10 U
MW-36	9/9/2002	< 5 U	< 5 U	< 10 U
MW-36	2/28/2003	< 5 U	< 5 U	< 10 U
MW-36	9/25/2003	< 5 U	< 5 U	< 10 U
MW-36	11/14/2003	< 5 U	< 5 U	< 10 U
MW-36	4/15/2004	< 5 U	< 5 U	< 10 U
MW-36	9/23/2004	< 5 U	< 5 U	< 10 U
MW-36	4/6/2005	< 5 U	< 5 U	< 10 U
MW-36	9/30/2005	< 5 U	< 5 U	< 10 U
MW-36	3/17/2006	< 5 U	< 5 U	< 10 U
MW-36	10/11/2006	< 5 U	< 5 U	< 10 U
MW-36	4/18/2007	< 5 U	< 5 U	< 10 U
MW-36	9/20/2007	< 5 U	< 5 U	< 10 U
MW-36	4/30/2008	< 5 U	< 5 U	< 10 U
MW-36	12/11/2008	< 5 U	< 5 U	< 5 U
MW-36	4/24/2009	< 5 U	< 5 U	< 5 U
MW-36	5/7/2009	< 5 U	< 5 U	< 5 U
MW-36	5/8/2009	< 5 U	< 5 U	< 5 U
MW-36	5/28/2009	< 5 U	< 5 U	< 5 U
MW-36	10/28/2009	< 5 U	< 5 U	< 5 U
MW-36	5/12/2010	< 5 U	< 5 U	< 5 U
MW-36	11/7/2010	9.9	< 5 U	< 5 U
MW-36	3/24/2011	< 5 U	< 5 U	< 5 U
MW-36	10/26/2011	< 5 U	< 5 U	< 5 U
MW-36	10/19/2012	< 1.6 U	< 0.56 U	< 0.11 U
MW-36	10/17/2013	< 1.6 U	< 0.56 U	< 0.11 U
MW-36	3/6/2014	0.22 J	< 0.080 U	< 0.13 U
MW-36	5/13/2014	< 0.17 U	< 0.080 U	< 0.13 U
MW-36	7/29/2014	0.61 J	< 0.50 U	< 0.50 U
MW-36	10/14/2014	< 0.50 U	< 0.50 U	< 0.50 U
MW-36	1/12/2015	< 0.50 U	< 0.50 U	< 0.50 U
MW-36	4/14/2015	< 0.50 U	< 0.50 U	< 0.50 U
MW-36R	7/20/2015	< 0.17 UJ	< 0.080 UJ	< 0.13 UJ
MW-37	9/14/2001	5000	340	< 100 U
MW-37	11/20/2001	< 5 U	< 5 U	< 10 U
MW-37	9/11/2002	1400	10000	300
MW-37	2/27/2003	4050	5660	2500
MW-37	7/17/2003	2560	1710	316
MW-37	9/24/2003	3700	7020	973
MW-37	4/13/2004	5190	3160	1180
MW-37	9/21/2004	5030	5650	1370
MW-37	4/5/2005	5310	2360	1030 E
MW-37	9/29/2005	6780	3210	910 E
MW-37	3/16/2006	11200	5020	1730
MW-37	10/13/2006	13000	5300	1200
MW-37	10/13/2006	13000	5000	1200
MW-37	4/19/2007	9490	3010	780
MW-37	9/21/2007	22000	9100	2800
MW-37	4/30/2008	16000	3300	1800
MW-37	12/10/2008	24000	6300	1800
MW-37	4/27/2009	11000	3200	1200
MW-37	10/27/2009	37000	7400	2200
MW-37	5/11/2010	33000	7200	2400
MW-37	11/4/2010	54000	10000	2200
MW-37	3/22/2011	36000	6000	2300
MW-37	10/26/2011	57000	9700	2500
MW-37	4/18/2012	29000	5300	2100

TABLE 8
HISTORICAL SUMMARY OF GROUNDWATER CONCENTRATIONS FOR TCE AND DAUGHTER-PRODUCTS
Whirlpool Facility - Fort Smith, Arkansas

Well ID	Date	Trichloroethene (µg/L)	cis-1,2-Dichloroethene (µg/L)	Vinyl Chloride (µg/L)
MW-37	10/19/2012	4800	1100	230
MW-37	4/25/2013	1700	900	230
MW-37	10/17/2013	1100	1500	1300
MW-38	9/14/2001	620	90	< 20 U
MW-38	9/29/2005	< 5 U	98.9	2150
MW-38	10/13/2006	26	130	2000 J
MW-38	12/10/2008	44	110	1400
MW-38	10/26/2011	580	870	1100
MW-38	10/18/2012	1000	750	700
MW-38	10/16/2013	2300	1200	560
MW-38	3/8/2014	1790	535	68.4
MW-38	5/14/2014	2040	426 J	98.2
MW-38	5/14/2014	1650	428	97.9
MW-38	7/31/2014	1720	637	197
MW-38	10/16/2014	6970	869	370
MW-38	10/16/2014	6750	781	321
MW-38	12/4/2014	3190	697	193
MW-38	1/15/2015	3910	1190	143
MW-38	1/15/2015	5440	1900	133
MW-38	4/16/2015	3060	2060	33.7
MW-38	7/23/2015	3420	1340	119
MW-39	7/18/2003	< 5 U	< 5 U	< 10 U
MW-39	9/25/2003	< 5 U	< 5 U	< 10 U
MW-39	11/14/2003	< 5 U	< 5 U	< 10 U
MW-39	4/15/2004	< 5 U	< 5 U	< 10 U
MW-39	9/23/2004	< 5 U	< 5 U	< 10 U
MW-39	4/8/2005	< 5 U	< 5 U	< 10 U
MW-39	9/30/2005	< 5 U	< 5 U	< 10 U
MW-39	3/17/2006	< 5 U	< 5 U	< 10 U
MW-39	10/11/2006	< 5 U	< 5 U	< 10 U
MW-39	4/18/2007	< 5 U	< 5 U	< 10 U
MW-39	9/19/2007	< 5 U	< 5 U	< 10 U
MW-39	4/30/2008	< 5 U	< 5 U	< 10 U
MW-39	12/9/2008	< 5 U	< 5 U	< 5 U
MW-39	4/24/2009	< 5 U	< 5 U	< 5 U
MW-39	10/27/2009	< 5 U	< 5 U	< 5 U
MW-39	5/11/2010	< 5 U	< 5 U	< 5 U
MW-39	11/7/2010	20	< 5 U	< 5 U
MW-39	3/24/2011	< 5 U	< 5 U	< 5 U
MW-39	10/26/2011	< 5 U	< 5 U	< 5 U
MW-39	10/19/2012	< 1.6 U	< 0.56 U	< 0.11 U
MW-39	10/18/2013	< 1.6 U	< 0.56 U	< 0.11 U
MW-39	3/6/2014	< 0.17 U	< 0.080 U	< 0.13 U
MW-39	5/13/2014	0.23 J	< 0.080 U	< 0.13 U
MW-39	7/29/2014	0.79 J	< 0.50 U	< 0.50 U
MW-39	10/13/2014	< 0.50 U	< 0.50 U	< 0.50 U
MW-39	1/12/2015	< 0.50 U	< 0.50 U	< 0.50 U
MW-39	4/14/2015	< 0.50 U	< 0.50 U	< 0.50 U
MW-39R	7/20/2015	< 0.17 UJ	< 0.080 UJ	< 0.13 UJ
MW-40	7/18/2003	< 5 U	< 5 U	< 10 U
MW-40	9/25/2003	< 5 U	< 5 U	< 10 U
MW-40	11/14/2003	< 5 U	< 5 U	< 10 U
MW-40	11/14/2003	< 5 U	< 5 U	< 10 U
MW-40	4/15/2004	< 5 U	< 5 U	< 10 U
MW-40	9/23/2004	< 5 U	< 5 U	< 10 U
MW-40	4/7/2005	< 5 U	< 5 U	< 10 U
MW-40	9/29/2005	< 5 U	< 5 U	< 10 U
MW-40	3/14/2006	< 5 U	< 5 U	< 10 U
MW-40	10/10/2006	< 5 U	< 5 U	< 10 U
MW-40	4/18/2007	< 5 U	< 5 U	< 10 U
MW-40	9/18/2007	< 5 U	< 5 U	< 10 U
MW-40	4/28/2008	< 5 U	< 5 U	< 10 U
MW-40	12/11/2008	< 5 U	< 5 U	< 5 U
MW-40	4/24/2009	< 5 U	< 5 U	< 5 U
MW-40	5/27/2009	< 5 U	< 5 U	< 5 U
MW-40	10/29/2009	< 5 U	< 5 U	< 5 U
MW-40	5/12/2010	< 5 U	< 5 U	< 5 U
MW-40	11/4/2010	< 5 U	< 5 U	< 5 U
MW-40	3/23/2011	< 5 U	< 5 U	< 5 U
MW-40	10/26/2011	< 5 U	< 5 U	< 5 U
MW-40	4/18/2012	3.9 J	< 5 U	< 5 U

TABLE 8
HISTORICAL SUMMARY OF GROUNDWATER CONCENTRATIONS FOR TCE AND DAUGHTER-PRODUCTS
Whirlpool Facility - Fort Smith, Arkansas

Well ID	Date	Trichloroethene (µg/L)	cis-1,2-Dichloroethene (µg/L)	Vinyl Chloride (µg/L)
MW-40	10/17/2012	< 1.6 U	< 0.56 U	< 0.11 U
MW-40	4/23/2013	< 1.6 U	< 0.56 U	< 0.11 U
MW-40	10/15/2013	< 1.6 U	< 0.56 U	< 0.11 U
MW-40	3/6/2014	< 0.17 U	< 0.080 U	< 0.13 U
MW-40	5/12/2014	0.76 J	< 0.080 U	< 0.13 U
MW-40	7/29/2014	< 0.50 U	< 0.50 U	< 0.50 U
MW-40	10/13/2014	< 0.50 U	< 0.50 U	< 0.50 U
MW-40	1/12/2015	< 0.50 U	< 0.50 U	< 0.50 U
MW-40	4/14/2015	< 0.50 U	< 0.50 U	< 0.50 U
MW-40R	7/20/2015	< 0.17 U	< 0.080 U	< 0.13 U
MW-41	7/18/2003	972	50.6	< 10 U
MW-41	7/18/2003	964	45.5	< 10 U
MW-41	9/25/2003	722	37.8	< 10 U
MW-41	11/14/2003	331	205	< 10 U
MW-41	4/15/2004	760	54.2	< 10 U
MW-41	9/23/2004	1060	48	< 10 U
MW-41	4/7/2005	1170	58	< 10 U
MW-41	9/30/2005	1120	55.8	< 10 U
MW-41	3/17/2006	917	52.5	< 10 U
MW-41	10/13/2006	970	43	< 10 UJ
MW-41	4/18/2007	900	30.1	< 10 U
MW-41	9/20/2007	850	32	< 10 U
MW-41	4/30/2008	730	31	< 10 U
MW-41	12/11/2008	820	29	< 5 U
MW-41	4/24/2009	660	25	< 5 U
MW-41	5/7/2009	180	4.7 J	< 5 U
MW-41	5/8/2009	180	4.7 J	< 5 U
MW-41	5/27/2009	230	16	< 5 U
MW-41	10/28/2009	180	4 J	< 5 U
MW-41	5/13/2010	610	19	< 5 U
MW-41	11/5/2010	930	31	< 5 U
MW-41	3/4/2011	120	20	< 0.85 U
MW-41	5/23/2011	370	15	NT
MW-41	10/25/2011	420	18	< 5 U
MW-41	10/20/2012	620	23	< 0.11 U
MW-41	10/20/2012	550	21	< 0.11 U
MW-41	10/16/2013	520	24	< 0.11 U
MW-41	3/7/2014	501	19.7	0.68 J
MW-41	5/14/2014	518	18.0	0.50 J
MW-41	7/30/2014	511	19.1	< 0.50 U
MW-41	7/30/2014	480	19.7	< 0.50 U
MW-41	10/15/2014	491	16.9	< 0.50 U
MW-41	1/14/2015	425	15.6	< 0.50 U
MW-41	4/15/2015	410	13.5	< 0.50 U
MW-41	4/15/2015	386	15.2	0.27 J
MW-41R	7/21/2015	43.0	2.8	< 0.13 U
MW-41R	7/21/2015	40.4	3.3	< 0.13 U
MW-42B	11/14/2003	481	21.1	< 10 U
MW-42B	4/15/2004	856	29.3	< 10 U
MW-42B	9/23/2004	400	19.8	< 10 U
MW-42B	4/5/2005	1310	32	< 10 U
MW-42B	9/27/2005	1470	27.3	< 10 U
MW-42B	3/15/2006	2270	37.2	< 10 U
MW-42B	10/10/2006	2000	35	2 J
MW-42B	4/17/2007	1600	36.8	< 10 U
MW-42B	9/18/2007	2100	39	4 J
MW-42B	4/29/2008	1600	33	3 J
MW-42B	12/9/2008	1100	30	< 5 U
MW-42B	4/25/2009	1500	35	< 5 U
MW-43	11/14/2003	223	18.5	< 10 U
MW-43	4/15/2004	510	12.1	< 10 U
MW-43	9/23/2004	64.7	6.31	< 10 U
MW-43	4/5/2005	304	11.9	< 10 U
MW-43	9/27/2005	518	21.3	< 10 U
MW-43	3/15/2006	1300	35	< 10 U
MW-43	10/11/2006	920	30	< 10 U
MW-43	4/17/2007	220	14.1	< 10 U
MW-43	9/18/2007	350	13	< 10 U
MW-43	4/28/2008	120	4 J	< 10 U
MW-43	12/9/2008	150	5.3	< 5 U
MW-43	4/25/2009	120	< 5 U	< 5 U

TABLE 8
HISTORICAL SUMMARY OF GROUNDWATER CONCENTRATIONS FOR TCE AND DAUGHTER-PRODUCTS
Whirlpool Facility - Fort Smith, Arkansas

Well ID	Date	Trichloroethene (µg/L)	cis-1,2-Dichloroethene (µg/L)	Vinyl Chloride (µg/L)
MW-43	5/7/2009	180	6	< 5 U
MW-43	5/8/2009	180	6	< 5 U
MW-46R	11/14/2003	39.9	< 5 U	< 10 U
MW-46R	4/15/2004	77.1	27.2	< 10 U
MW-46R	9/23/2004	142	21.2	< 10 U
MW-46R	4/6/2005	210	28.4	< 10 U
MW-46R	9/28/2005	222	15.6	< 10 U
MW-46R	3/16/2006	111	6.37	< 10 U
MW-46R	4/6/2006	300	< 5 U	< 10 U
MW-46R	10/11/2006	450	8	< 10 U
MW-46R	4/17/2007	440	12.5	< 10 U
MW-46R	9/18/2007	420	9	< 10 U
MW-46R	4/29/2008	430	8	< 10 U
MW-46R	12/9/2008	310	19	< 5 U
MW-46R	4/25/2009	460	11	< 5 U
MW-46R	5/27/2009	< 5 U	< 5 U	< 5 U
MW-46R	10/27/2009	390	12	< 5 U
MW-46R	12/21/2009	410	10	< 1.6 U
MW-46R	5/11/2010	610	13	< 5 U
MW-46R	11/5/2010	650	12	< 5 U
MW-46R	3/7/2011	670	14	< 0.85 U
MW-46R	3/22/2011	680	11	< 5 U
MW-46R	5/23/2011	610	13	NT
MW-46R	10/26/2011	460	10	< 5 U
MW-46R	4/18/2012	680	14	< 5 U
MW-46R	10/20/2012	410	7.9	0.44 J
MW-46R	4/23/2013	470	7.6	0.91 J
MW-46R	10/18/2013	410	11	< 0.11 U
MW-46R	3/7/2014	469	12.8	0.46 J
MW-46R	5/14/2014	471	12.8	0.76 J
MW-46R	7/29/2014	472	13.7	0.64 J
MW-46R	10/16/2014	373	25.2	< 0.50 U
MW-46R	10/16/2014	410	24.6	< 0.50 U
MW-46R	1/13/2015	428	12.0	0.90 J
MW-46R	1/13/2015	452	11.6	0.71 J
MW-46R	4/14/2015	482	13.9	0.51 J
MW-46R	4/14/2015	220 J	13.8	0.47 J
MW-46R	7/21/2015	444	10.3	0.40 J
MW-46R	7/21/2015	460	11.2	0.37 J
MW-50	4/15/2004	6.51	< 5 U	< 10 U
MW-50	9/23/2004	< 5 U	< 5 U	< 10 U
MW-50	12/10/2004	< 5 U	< 5 U	< 10 U
MW-50	4/6/2005	< 5 U	< 5 U	< 10 U
MW-50	9/28/2005	< 5 U	< 5 U	< 10 U
MW-50	3/17/2006	< 5 U	< 5 U	< 10 U
MW-50	10/12/2006	< 5 U	< 5 U	< 10 U
MW-50	4/19/2007	< 5 U	< 5 U	< 10 U
MW-50	9/19/2007	< 5 U	< 5 U	< 10 U
MW-50	4/29/2008	< 5 U	< 5 U	< 10 U
MW-50	12/10/2008	< 5 U	< 5 U	< 5 U
MW-50	4/24/2009	< 5 U	< 5 U	< 5 U
MW-50	10/27/2009	< 5 U	< 5 U	< 5 U
MW-50	5/11/2010	< 5 U	< 5 U	< 5 U
MW-50	11/5/2010	< 5 U	< 5 U	< 5 U
MW-50	3/23/2011	< 5 U	< 5 U	< 5 U
MW-50	10/25/2011	< 5 U	< 5 U	< 5 U
MW-50	10/17/2012	< 1.6 U	< 0.56 U	< 0.11 U
MW-50	10/16/2013	1.6 J	< 0.56 U	< 0.11 U
MW-50	3/6/2014	< 0.17 U	< 0.080 U	< 0.13 U
MW-50	5/13/2014	< 0.17 U	< 0.080 U	< 0.13 U
MW-50	7/28/2014	< 0.50 U	< 0.50 U	< 0.50 U
MW-50	10/14/2014	< 0.50 U	< 0.50 U	< 0.50 U
MW-50	1/13/2015	< 0.50 U	< 0.50 U	< 0.50 U
MW-50	4/14/2015	< 0.50 U	< 0.50 U	< 0.50 U
MW-50R	7/21/2015	0.22 J	< 0.080 U	< 0.13 U
MW-55	12/9/2004	< 5 U	< 5 U	< 10 U
MW-55	4/8/2005	< 5 U	< 5 U	< 10 U
MW-55	9/28/2005	< 5 U	< 5 U	< 10 U
MW-55	3/16/2006	< 5 U	< 5 U	< 10 U
MW-55	10/13/2006	2 J	< 5 U	< 10 UJ
MW-55	4/19/2007	2.6 J	< 5 U	< 10 U

TABLE 8
HISTORICAL SUMMARY OF GROUNDWATER CONCENTRATIONS FOR TCE AND DAUGHTER-PRODUCTS
Whirlpool Facility - Fort Smith, Arkansas

Well ID	Date	Trichloroethene (µg/L)	cis-1,2-Dichloroethene (µg/L)	Vinyl Chloride (µg/L)
MW-55	9/19/2007	5 J	< 5 U	< 10 U
MW-55	4/29/2008	< 5 U	< 5 U	< 10 U
MW-55	12/10/2008	< 5 U	< 5 U	< 5 U
MW-55	4/24/2009	< 5 U	< 5 U	< 5 U
MW-55	10/27/2009	3.6 J	< 5 U	< 5 U
MW-55	5/12/2010	4.2 J	< 5 U	< 5 U
MW-55	11/6/2010	14	< 5 U	< 5 U
MW-55	3/23/2011	5.5	< 5 U	< 5 U
MW-55	10/25/2011	7	< 5 U	< 5 U
MW-55	10/20/2012	9.2	< 0.56 U	< 0.11 U
MW-55	10/16/2013	13	< 0.56 U	< 0.11 U
MW-55R	7/20/2015	8.2	0.42 J	0.13 J
MW-56	12/10/2004	90.2	< 5 U	< 10 U
MW-56	4/8/2005	88.2	< 5 U	< 10 U
MW-56	9/28/2005	207	< 5 U	< 10 U
MW-56	3/16/2006	8.7	< 5 U	< 10 U
MW-56	10/14/2006	110	2 J	< 10 UJ
MW-56	4/19/2007	< 5 U	< 5 U	< 10 U
MW-56	9/19/2007	38	< 5 U	< 10 U
MW-56	4/29/2008	4 J	< 5 U	< 10 U
MW-56	12/10/2008	93	< 5 U	< 5 U
MW-56	4/24/2009	14	< 5 U	< 5 U
MW-56	10/27/2009	8.7	< 5 U	< 5 U
MW-56	5/12/2010	230	6.4	< 5 U
MW-56	3/23/2011	71	2.6 J	< 5 U
MW-56	10/25/2011	150	11	1.9 J
MW-56	10/20/2012	470	11	< 0.11 U
MW-56	10/17/2013	590	17	< 0.11 U
MW-56	3/7/2014	618	15.3	0.15 J
MW-56	6/11/2014	307	17.6	0.16 J
MW-56	7/29/2014	516	19.3	< 0.50 U
MW-56	10/15/2014	408	12.1	< 0.50 U
MW-56	1/13/2015	326	10	< 0.50 U
MW-56	4/16/2015	495	8.2	< 0.13 U
MW-56R	7/20/2015	156	8.0	0.31 J
MW-57	12/10/2004	207	6.72	< 10 U
MW-57	4/8/2005	282	6.83	< 10 U
MW-57	9/28/2005	96	< 5 U	< 10 U
MW-57	3/16/2006	254	7.56	< 10 U
MW-57	10/13/2006	64	< 5 U	< 10 UJ
MW-57	4/19/2007	201	3.77 J	< 10 U
MW-57	9/20/2007	250	5 J	< 10 U
MW-57	4/30/2008	14	< 5 U	< 10 U
MW-57	12/10/2008	130	7.4	< 5 U
MW-57	4/24/2009	96	4.2 J	< 5 U
MW-57	10/27/2009	100	2.6 J	< 5 U
MW-57	5/12/2010	210	6	< 5 U
MW-57	3/23/2011	110	2.3 J	< 5 U
MW-57	10/25/2011	59	2 J	< 5 U
MW-57	10/20/2012	120	5.1	< 0.11 U
MW-57	10/17/2013	210	7.4	< 0.11 U
MW-57	3/7/2014	134	3.0 J	0.14 J
MW-57	6/11/2014	167	4.4 J	< 0.13 U
MW-57	7/29/2014	308	8.2	< 0.50 U
MW-57	10/15/2014	172	4.2 J	< 0.50 U
MW-57	1/13/2015	177	5.4	< 0.50 U
MW-57	4/16/2015	194	4.8	< 0.50 U
MW-57R	7/20/2015	409	10.6	0.53 J
MW-58	12/9/2004	526	14.5	< 10 U
MW-58	4/7/2005	809	18.8	< 10 U
MW-58	9/28/2005	486	10.9	< 10 U
MW-58	3/16/2006	421	8.66	< 10 U
MW-58	10/13/2006	620	14	< 10 UJ
MW-58	4/19/2007	784	30.7	< 25 U
MW-58	4/19/2007	717	9.54 J	< 25 U
MW-58	9/19/2007	650	17	< 10 U
MW-58	9/19/2007	640	16	< 10 U
MW-58	4/30/2008	630	15	< 10 U
MW-58	4/30/2008	580	14	< 10 U
MW-58	12/11/2008	530	12	< 5 U
MW-58	12/11/2008	510	13	< 5 U

TABLE 8
HISTORICAL SUMMARY OF GROUNDWATER CONCENTRATIONS FOR TCE AND DAUGHTER-PRODUCTS
Whirlpool Facility - Fort Smith, Arkansas

Well ID	Date	Trichloroethene (µg/L)	cis-1,2-Dichloroethene (µg/L)	Vinyl Chloride (µg/L)
MW-58	4/25/2009	590	14	< 5 U
MW-58	4/25/2009	580	15	< 5 U
MW-58	10/28/2009	480	11	< 5 U
MW-58	10/28/2009	480	11	< 5 U
MW-58	5/12/2010	660	14	< 5 U
MW-58	11/6/2010	560	11	< 5 U
MW-58	11/6/2010	580	12	< 5 U
MW-58	3/24/2011	710	12	< 5 U
MW-58	3/24/2011	700	14	1.1 J
MW-58	10/20/2012	440	18	0.84 J
MW-58	10/17/2013	410	13	1.5 J
MW-58	10/17/2013	420	12	1.1 J
MW-58	3/7/2014	293	22.3	0.93 J
MW-58	5/12/2014	397	12.1	0.72 J
MW-58	7/29/2014	399	12.7	0.76 J
MW-58	10/15/2014	360	10.8	0.68 J
MW-58	1/14/2015	385	14.7	0.71 J
MW-58	4/16/2015	356	19.7	1.5
MW-58R	7/21/2015	337	9.5	0.57 J
MW-60	4/1/2005	< 5 U	< 5 U	< 10 U
MW-60	9/30/2005	< 5 U	< 5 U	< 10 U
MW-60	3/17/2006	< 5 U	< 5 U	< 10 U
MW-60	10/12/2006	< 5 U	< 5 U	< 10 U
MW-60	4/19/2007	< 5 U	< 5 U	< 10 U
MW-60	9/19/2007	< 5 U	< 5 U	< 10 U
MW-60	4/29/2008	< 5 U	< 5 U	< 10 U
MW-60	12/10/2008	< 5 U	< 5 U	< 5 U
MW-60	4/24/2009	< 5 U	< 5 U	< 5 U
MW-60	10/27/2009	< 5 U	< 5 U	< 5 U
MW-60	5/11/2010	< 5 U	< 5 U	< 5 U
MW-60	11/4/2010	< 5 U	< 5 U	< 5 U
MW-60	3/23/2011	< 5 U	< 5 U	< 5 U
MW-60	10/25/2011	< 5 U	< 5 U	< 5 U
MW-60	10/17/2012	< 1.6 U	< 0.56 U	< 0.11 U
MW-60	10/15/2013	< 1.6 U	< 0.56 U	< 0.11 U
MW-60	3/6/2014	< 0.17 U	< 0.080 U	< 0.13 U
MW-60	5/13/2014	0.21 J	< 0.080 U	< 0.13 U
MW-60	7/28/2014	1.0 J	< 0.50 U	< 0.50 U
MW-60	10/14/2014	< 0.50 U	< 0.50 U	< 0.50 U
MW-60	1/13/2015	< 0.50 U	< 0.50 U	< 0.50 U
MW-60	4/14/2015	< 0.50 U	< 0.50 U	< 0.50 U
MW-60R	7/21/2015	< 0.17 U	< 0.080 U	< 0.13 U
MW-61	4/1/2005	< 5 U	< 5 U	< 10 U
MW-61	4/1/2005	< 5 U	< 5 U	< 10 U
MW-61	9/30/2005	< 5 U	< 5 U	< 10 U
MW-61	3/17/2006	< 5 U	< 5 U	< 10 U
MW-61	10/12/2006	< 5 U	< 5 U	< 10 U
MW-61	4/19/2007	< 5 U	< 5 U	< 10 U
MW-61	9/19/2007	< 5 U	< 5 U	< 10 U
MW-61	4/29/2008	< 5 U	< 5 U	< 10 U
MW-61	12/10/2008	< 5 U	< 5 U	< 5 U
MW-61	4/24/2009	4 J	< 5 U	< 5 U
MW-61	10/27/2009	< 5 U	< 5 U	< 5 U
MW-61	5/11/2010	< 5 U	< 5 U	< 5 U
MW-61	11/4/2010	< 5 U	< 5 U	< 5 U
MW-61	3/23/2011	1.8 J	< 5 U	< 5 U
MW-61	10/25/2011	< 5 U	< 5 U	< 5 U
MW-61	10/17/2012	2.4 J	< 0.56 U	< 0.11 U
MW-61	10/16/2013	4.0 J	< 0.56 U	< 0.11 U
MW-61	3/6/2014	4.7 J	< 0.080 U	< 0.13 U
MW-61	5/13/2014	6.6	< 0.080 U	< 0.13 U
MW-61	7/28/2014	8.1	< 0.50 U	< 0.50 U
MW-61	10/14/2014	7.9	< 0.50 U	< 0.50 U
MW-61	1/13/2015	10.2	< 0.50 U	< 0.50 U
MW-61	4/14/2015	10.9	< 0.50 U	< 0.50 U
MW-61R	7/21/2015	14.7	< 0.080 U	< 0.13 U
MW-62	4/1/2005	< 5 U	< 5 U	< 10 U
MW-62	9/30/2005	< 5 U	< 5 U	< 10 U
MW-62	3/16/2006	< 5 U	< 5 U	< 10 U
MW-62	10/12/2006	< 5 U	< 5 U	< 10 U
MW-62	4/19/2007	< 5 U	< 5 U	< 10 U

TABLE 8
HISTORICAL SUMMARY OF GROUNDWATER CONCENTRATIONS FOR TCE AND DAUGHTER-PRODUCTS
Whirlpool Facility - Fort Smith, Arkansas

Well ID	Date	Trichloroethene (µg/L)	cis-1,2-Dichloroethene (µg/L)	Vinyl Chloride (µg/L)
MW-62	9/19/2007	< 5 U	< 5 U	< 10 U
MW-62	4/29/2008	< 5 U	< 5 U	< 10 U
MW-62	12/10/2008	< 5 U	< 5 U	< 5 U
MW-62	4/24/2009	< 5 U	< 5 U	< 5 U
MW-62	10/27/2009	< 5 U	< 5 U	< 5 U
MW-62	5/11/2010	< 5 U	< 5 U	< 5 U
MW-62	3/23/2011	< 5 U	< 5 U	< 5 U
MW-62	10/25/2011	1.9 J	< 5 U	< 5 U
MW-62	10/17/2012	< 1.6 U	< 0.56 U	< 0.11 U
MW-62	10/17/2013	< 1.6 U	< 0.56 U	< 0.11 U
MW-62	3/7/2014	0.18 J	< 0.080 U	< 0.13 U
MW-62	5/14/2014	0.62 J	< 0.080 U	< 0.13 U
MW-62	7/29/2014	< 0.50 U	< 0.50 U	< 0.50 U
MW-62	10/14/2014	< 0.50 U	< 0.50 U	< 0.50 U
MW-62	1/13/2015	< 0.50 U	< 0.50 U	< 0.50 U
MW-62	4/14/2015	< 0.50 U	< 0.50 U	< 0.50 U
MW-62R	7/21/2015	< 0.17 U	< 0.080 U	< 0.13 U
MW-63	4/1/2005	8.14	< 5 U	< 10 U
MW-63	9/30/2005	< 5 U	< 5 U	< 10 U
MW-63	3/16/2006	9.76	< 5 U	< 10 U
MW-63	4/6/2006	11.6	< 5 U	< 10 U
MW-63	10/12/2006	4 J	< 5 U	< 10 U
MW-63	4/19/2007	4.08 J	< 5 U	< 10 U
MW-63	9/19/2007	8	< 5 U	< 10 U
MW-63	4/30/2008	3 J	< 5 U	< 10 U
MW-63	12/10/2008	< 5 U	< 5 U	< 5 U
MW-63	4/24/2009	4.3 J	< 5 U	< 5 U
MW-63	10/27/2009	7.7	< 5 U	< 5 U
MW-63	5/11/2010	7.6	< 5 U	< 5 U
MW-63	11/6/2010	11	< 5 U	< 5 U
MW-63	3/23/2011	12	< 5 U	< 5 U
MW-63	10/25/2011	9.8	< 5 U	< 5 U
MW-63	10/19/2012	< 1.6 U	< 0.56 U	< 0.11 U
MW-63	10/17/2013	7.5	< 0.56 U	< 0.11 U
MW-63	3/7/2014	9.4	1.3 J	< 0.13 U
MW-63	5/14/2014	12.2	0.61 J	0.13 J
MW-63	7/28/2014	8.3	0.99 J	< 0.50 U
MW-63	10/14/2014	9.4	0.98 J	< 0.50 U
MW-63	1/13/2015	8.2	1.0	< 0.50 U
MW-63	4/14/2015	9.2	0.99 J	< 0.50 U
MW-63R	7/21/2015	5.6	0.70 J	< 0.13 U
MW-65	10/11/2006	470	19	< 10 U
MW-65	10/11/2006	560	18	< 10 U
MW-65	4/19/2007	1350	23.4	< 10 U
MW-65	9/20/2007	580	17	< 10 U
MW-65	4/30/2008	570	16	< 10 U
MW-65	12/11/2008	460	11	< 5 U
MW-65	4/24/2009	620	19	< 5 U
MW-65	11/7/2010	400	11	< 5 U
MW-65	3/4/2011	370	13	< 0.85 U
MW-65	10/25/2011	310	10	< 5 U
MW-65	10/20/2012	280	8.9	< 0.11 U
MW-65	10/17/2013	220	8.6	< 0.11 U
MW-65	3/8/2014	199	6.6	< 0.13 U
MW-65	5/14/2014	195	6.9	< 0.13 U
MW-65	7/30/2014	17.1	< 0.50 U	< 0.50 U
MW-65	10/14/2014	30.8	0.54 J	< 0.50 U
MW-65	1/13/2015	19.2	< 0.50 U	< 0.50 U
MW-65	4/15/2015	16.0	< 0.50 U	< 0.50 U
MW-65	7/20/2015	26.3	0.38 J	< 0.13 U
MW-66	4/6/2006	< 5 U	< 5 U	< 10 U
MW-66	10/12/2006	2 J	< 5 U	< 10 U
MW-66	4/18/2007	< 5 U	< 5 U	< 10 U
MW-66	9/19/2007	4 J	< 5 U	< 10 U
MW-66	4/29/2008	< 5 U	< 5 U	< 10 U
MW-66	12/10/2008	< 5 U	< 5 U	< 5 U
MW-66	4/25/2009	< 5 U	< 5 U	< 5 U
MW-66	10/28/2009	< 5 U	< 5 U	< 5 U
MW-66	5/11/2010	< 5 U	< 5 U	< 5 U
MW-66	11/3/2010	< 5 U	< 5 U	< 5 U
MW-66	3/24/2011	1.6 J	< 5 U	< 5 U

TABLE 8
HISTORICAL SUMMARY OF GROUNDWATER CONCENTRATIONS FOR TCE AND DAUGHTER-PRODUCTS
Whirlpool Facility - Fort Smith, Arkansas

Well ID	Date	Trichloroethene (µg/L)	cis-1,2-Dichloroethene (µg/L)	Vinyl Chloride (µg/L)
MW-66	10/26/2011	1.8 J	< 5 U	< 5 U
MW-66	10/17/2012	< 1.6 U	< 0.56 U	< 0.11 U
MW-66	10/17/2013	2.1 J	< 0.56 U	< 0.11 U
MW-66	3/7/2014	3.5 J	< 0.080 U	< 0.13 U
MW-66	5/13/2014	3.1 J	< 0.080 U	< 0.13 U
MW-66	7/28/2014	2.6 J	< 0.50 U	< 0.50 U
MW-66	10/13/2014	2.3 J	< 0.50 U	< 0.50 U
MW-66	1/14/2015	2.4	< 0.50 U	< 0.50 U
MW-66	4/15/2015	2.6	< 0.50 U	< 0.50 U
MW-66	7/20/2015	3.3	0.22 J	< 0.13 U
MW-67	4/6/2006	< 5 U	< 5 U	< 10 U
MW-67	10/12/2006	1 J	< 5 U	< 10 U
MW-67	4/19/2007	< 5 U	< 5 U	< 10 U
MW-67	9/18/2007	< 5 U	< 5 U	< 10 U
MW-67	4/29/2008	< 5 U	< 5 U	< 10 U
MW-67	12/10/2008	< 5 U	< 5 U	< 5 U
MW-67	4/25/2009	< 5 U	< 5 U	< 5 U
MW-67	10/28/2009	< 5 U	< 5 U	< 5 U
MW-67	5/11/2010	< 5 U	< 5 U	< 5 U
MW-67	11/3/2010	< 5 U	< 5 U	< 5 U
MW-67	3/24/2011	< 5 U	< 5 U	< 5 U
MW-67	10/26/2011	< 5 U	< 5 U	< 5 U
MW-67	10/17/2012	< 1.6 U	< 0.56 U	< 0.11 U
MW-67	10/17/2013	< 1.6 U	< 0.56 U	< 0.11 U
MW-67	3/7/2014	< 0.17 U	< 0.080 U	< 0.13 U
MW-67	5/13/2014	< 0.17 U	< 0.080 U	< 0.13 U
MW-67	7/28/2014	< 0.50 U	< 0.50 U	< 0.50 U
MW-67	10/13/2014	< 0.50 U	< 0.50 U	< 0.50 U
MW-67	1/12/2015	1.3	< 0.50 U	< 0.50 U
MW-67	4/15/2015	0.77 J	< 0.50 U	< 0.50 U
MW-67R	7/20/2015	< 0.17 U	< 0.080 U	< 0.13 U
MW-68	1/15/2009	< 5 U	< 5 U	< 5 U
MW-68	4/24/2009	< 5 U	< 5 U	< 5 U
MW-68	10/28/2009	< 5 U	< 5 U	< 5 U
MW-68	5/13/2010	< 5 U	< 5 U	< 5 U
MW-68	11/6/2010	9.5	< 5 U	< 5 U
MW-68	10/26/2011	< 5 U	< 5 U	< 5 U
MW-68	10/17/2012	< 1.6 U	< 0.56 U	< 0.11 U
MW-68	10/16/2013	< 1.6 U	< 0.56 U	< 0.11 U
MW-68	3/6/2014	< 0.17 U	< 0.080 U	< 0.13 U
MW-68	5/14/2014	0.49 J	< 0.080 U	< 0.13 U
MW-68	7/29/2014	< 0.50 U	< 0.50 U	< 0.50 U
MW-68	10/14/2014	< 0.50 U	< 0.50 U	< 0.50 U
MW-68	1/12/2015	< 0.50 U	< 0.50 U	< 0.50 U
MW-68	4/13/2015	< 0.50 U	< 0.50 U	< 0.50 U
MW-68	7/20/2015	< 0.17 U	< 0.080 U	< 0.13 U
RW-69	1/15/2009	170	7.1	< 5 U
RW-69	4/24/2009	62	< 5 U	< 5 U
RW-69	5/27/2009	290	10	< 5 U
RW-69	12/21/2009	200	6.3	< 1.6 U
RW-69	5/13/2010	170	8.2	< 5 U
RW-69	11/4/2010	320	9	< 5 U
RW-69	3/3/2011	200	7.1	< 0.85 U
RW-69	5/23/2011	130	3.0 J	NT
RW-69	10/26/2011	210	5.7	< 5 U
RW-69	4/18/2012	150	3.6 J	< 5 U
RW-69	10/18/2012	180	5.0	< 0.11 U
RW-69	4/23/2013	190	2.8 J	< 0.11 U
RW-69	10/16/2013	190	7.7	< 0.11 U
RW-69	3/7/2014	105	3.5 J	0.41 J
RW-69	5/13/2014	110	3.3 J	0.30 J
RW-69	7/29/2014	164	5.6	0.50 J
RW-69	10/14/2014	173	6.9	< 0.50 U
RW-69	1/14/2015	115	4.7	< 0.50 U
RW-69	4/14/2015	113	4.5	< 0.50 U
RW-69	7/21/2015	135	5.5	0.31 J
MW-70	11/4/2010	540	14	< 5 U
MW-70	3/22/2011	170	9.2	1.2 J
MW-70	10/26/2011	320	7.7	< 5 U
MW-70	4/18/2012	330	11	< 5 U
MW-70	10/18/2012	200	11	< 0.11 U

TABLE 8
HISTORICAL SUMMARY OF GROUNDWATER CONCENTRATIONS FOR TCE AND DAUGHTER-PRODUCTS
Whirlpool Facility - Fort Smith, Arkansas

Well ID	Date	Trichloroethene (µg/L)	cis-1,2-Dichloroethene (µg/L)	Vinyl Chloride (µg/L)
MW-70	4/23/2013	180	3.6 J	0.32 J
MW-70	10/16/2013	270	7.2	0.30 J
MW-71	10/28/2009	190	6.3	< 5 U
MW-71	5/13/2010	160	7.4	< 5 U
MW-71	11/4/2010	250	7.2	< 5 U
MW-71	3/22/2011	76	1.6 J	< 5 U
MW-71	10/26/2011	130	2.7 J	< 5 U
MW-71	4/18/2012	160	5.3	< 5 U
MW-71	10/20/2012	210	7.3	< 0.11 U
MW-71	4/23/2013	220	4.8 J	0.23 J
MW-71	10/16/2013	160	6.1	0.57 J
MW-71	3/7/2014	166	5.8	0.19 J
MW-71	5/13/2014	164	5.3	0.33 J
MW-71	7/29/2014	181	6.4	< 0.50 U
MW-71	10/14/2014	185	6.0	< 0.50 U
MW-71	1/14/2015	170	6.0	< 0.50 U
MW-71	4/14/2015	156	5.7	< 0.50 U
MW-71	7/20/2015	165	5.3	0.48 J
IW-72	1/16/2009	27	< 5 U	< 5 U
IW-72	4/23/2009	40	< 5 U	< 5 U
IW-72	5/8/2009	40	< 5 U	< 5 U
IW-72	3/3/2011	3.1 J	< 0.56 U	< 0.85 U
IW-72	5/19/2011	< 1.6 U	< 0.56 U	NT
IW-72	10/24/2011	< 5 U	< 5 U	< 5 U
IW-72	4/17/2012	3.8 J	< 5 U	< 5 U
IW-72	10/19/2012	< 1.6 U	< 0.56 U	< 0.11 U
IW-72	4/24/2013	< 1.6 U	< 0.56 U	< 0.11 U
IW-72	10/15/2013	< 1.6 U	< 0.56 U	< 0.11 U
IW-72	3/6/2014	< 0.17 U	< 0.080 U	< 0.13 U
IW-72	5/12/2014	< 0.17 U	< 0.080 U	< 0.13 U
IW-72	7/29/2014	< 0.50 U	< 0.50 U	< 0.50 U
IW-72	10/13/2014	< 0.50 U	< 0.50 U	< 0.50 U
IW-72	1/12/2015	< 0.50 U	< 0.50 U	< 0.50 U
IW-72	4/15/2015	< 0.50 U	< 0.50 U	< 0.50 U
IW-72	7/20/2015	0.48 J	< 0.080 U	< 0.13 U
IW-73	4/23/2009	400	16	< 5 U
IW-73	5/19/2011	160	3.6 J	NT
IW-73	10/25/2011	250	4.9 J	< 5 U
IW-73	4/17/2012	180	5.8	< 5 U
IW-73	10/20/2012	170	7.0	< 0.11 U
IW-73	4/24/2013	200	6.5	< 0.11 U
IW-73	4/24/2013	180	6.4	< 0.11 U
IW-73	10/15/2013	140	47	6.3
IW-73	3/7/2014	183	20.9	4.6
IW-73	5/14/2014	31.9	0.81 J	< 0.13 U
IW-73	7/29/2014	138	24.3	26.1
IW-73	10/14/2014	8.5	0.84 J	1.1 J
IW-73	1/14/2015	70.8	6.3	4.1
IW-73	4/15/2015	96.8	6.8	1.6
IW-73	7/21/2015	143	9.0	1.5
IW-74	4/23/2009	260	8.1	< 5 U
IW-74	5/19/2011	74	< 0.56 U	NT
IW-74	10/25/2011	150	3.1 J	< 5 U
IW-74	4/17/2012	130	2.4 J	< 5 U
IW-74	10/20/2012	160	3.4 J	< 0.11 U
IW-74	4/24/2013	160	4.8 J	< 0.11 U
IW-74	10/15/2013	190	5.7	< 0.11 U
IW-74	3/7/2014	135	4.3 J	1.5 J
IW-74	3/7/2014	151	4.5 J	2.2
IW-74	5/14/2014	169	4.3 J	0.80 J
IW-74	7/29/2014	177	5.8	0.91 J
IW-74	10/14/2014	143	3.3 J	< 0.50 U
IW-74	10/14/2014	144	3.3 J	< 0.50 U
IW-74	1/14/2015	139	3.5	< 0.50 U
IW-74	1/14/2015	141	3.8	< 0.50 U
IW-74	4/15/2015	153	4.8	< 0.50 U
IW-74	4/15/2015	147	5.0	< 0.50 U
IW-74	7/21/2015	168	4.2	1.3
IW-74	7/21/2015	168	4.6	1.4
IW-75	1/16/2009	140	2.4 J	< 5 U
IW-75	10/25/2011	< 5 U	< 5 U	< 5 U

TABLE 8
HISTORICAL SUMMARY OF GROUNDWATER CONCENTRATIONS FOR TCE AND DAUGHTER-PRODUCTS
Whirlpool Facility - Fort Smith, Arkansas

Well ID	Date	Trichloroethene (µg/L)	cis-1,2-Dichloroethene (µg/L)	Vinyl Chloride (µg/L)
IW-75	4/17/2012	2.9 J	< 5 U	< 5 U
IW-75	10/18/2012	< 1.6 U	< 0.56 U	< 0.11 U
IW-75	10/15/2013	< 1.6 U	< 0.56 U	< 0.11 U
IW-76	4/23/2009	730	28	< 5 U
IW-76	5/7/2009	460	28	< 5 U
IW-76	3/4/2011	380	11	< 0.85 U
IW-76	5/23/2011	460	12	NT
IW-76	10/25/2011	130	2.2 J	< 5 U
IW-76	4/17/2012	400	8.9	< 5 U
IW-76	10/20/2012	610	16	< 0.11 U
IW-76	4/24/2013	420	13	0.39 J
IW-76	10/15/2013	450	8.7	< 0.11 U
IW-76	3/8/2014	127	1.5 J	< 0.13 U
IW-76	5/14/2014	10.3	< 0.080 U	< 0.13 U
IW-76	7/29/2014	319	2.7 J	< 0.50 U
IW-76	10/15/2014	214	6.7	< 0.50 U
IW-76	1/14/2015	288	8.8	< 0.50 U
IW-76	4/15/2015	354	11.2	< 0.50 U
IW-76	7/21/2015	323	7.3	< 0.13 U
IW-77	4/23/2009	570	20	< 5 U
IW-77	5/7/2009	300	17	< 5 U
IW-77	5/27/2009	250	13	< 5 U
IW-77	10/28/2009	380	13	< 5 U
IW-77	12/21/2009	250	12	< 1.6 U
IW-77	5/13/2010	260	11	< 5 U
IW-77	11/5/2010	1400	41	< 5 U
IW-77	3/4/2011	430	14	< 0.85 U
IW-77	5/23/2011	440	15	NT
IW-77	10/25/2011	1400	32	< 5 U
IW-77	4/17/2012	520	20	< 5 U
IW-77	4/17/2012	510	23	< 5 U
IW-77	10/19/2012	1000	32	0.65 J
IW-77	4/24/2013	530	21	< 0.11 U
IW-77	10/16/2013	1000	39	1.6 J
IW-77	10/16/2013	990	39	0.49 J
IW-77	3/8/2014	546	24.4	0.22 J
IW-77	5/14/2014	1460	36.0	0.66 J
IW-77	7/9/2014	1200	21.1	< 0.50 U
IW-77	7/29/2014	1540	35.2	< 0.50 U
IW-77	10/15/2014	741	15.8	< 0.50 U
IW-77	10/23/2014	554	11.9	< 0.50 U
IW-77	1/14/2015	201	4.8	< 0.50 U
IW-77	4/14/2015	153	2.9	< 0.50 U
IW-77	7/21/2015	130	2.4	< 0.13 U
IW-78	10/25/2011	350	12	< 5 U
IW-78	4/18/2012	120	2.3 J	< 5 U
IW-78	10/20/2012	310	8.7	< 0.11 U
IW-78	4/24/2013	7.0	< 0.56 U	< 0.11 U
IW-78	10/17/2013	190	4.6 J	< 0.11 U
IW-78	5/28/2014	255	6.2	< 0.13 U
IW-78	9/11/2014	39.6	1.2 J	< 0.50 U
IW-79	10/25/2011	570	13	< 5 U
IW-79	4/17/2012	430	2.1 J	< 5 U
IW-79	10/20/2012	670	20	0.45 J
IW-79	10/20/2012	480	16	< 0.11 U
IW-79	4/24/2013	420	9.0	< 0.11 U
IW-79	10/17/2013	440	12	< 0.11 U
IW-79	5/28/2014	426	6.9	< 0.13 U
IW-79	9/11/2014	105	1.8 J	< 0.50 U
IW-80	4/23/2009	170	4 J	< 5 U
IW-80	5/7/2009	69	< 5 U	< 5 U
IW-80	5/19/2011	27	< 0.56 U	NT
IW-80	10/25/2011	9.7	< 5 U	< 5 U
IW-80	4/17/2012	55	2.2 J	< 5 U
IW-80	10/19/2012	48	< 0.56 U	< 0.11 U
IW-80	4/24/2013	40	< 0.56 U	< 0.11 U
IW-80	10/17/2013	58	2.4 J	< 0.11 U
IW-80	10/17/2013	62	2.4 J	< 0.11 U
IW-80	3/8/2014	79.1 J	2.7 J	< 0.13 U
IW-80	5/13/2014	24.2	< 0.080 U	< 0.13 U
IW-80	7/30/2014	25.6	0.85 J	< 0.50 U

TABLE 8
HISTORICAL SUMMARY OF GROUNDWATER CONCENTRATIONS FOR TCE AND DAUGHTER-PRODUCTS
Whirlpool Facility - Fort Smith, Arkansas

Well ID	Date	Trichloroethene (µg/L)	cis-1,2-Dichloroethene (µg/L)	Vinyl Chloride (µg/L)
IW-80	10/14/2014	11.8	< 0.50 U	< 0.50 U
IW-80	1/13/2015	7.1	< 0.50 U	< 0.50 U
IW-80	4/14/2015	9.2	< 0.50 U	< 0.50 U
IW-80	7/21/2015	12.5	0.39 J	< 0.13 U
MW-81	5/29/2014	512	14.3	0.21 J
MW-81	7/9/2014	518	11.4	< 0.50 U
MW-81	9/11/2014	463	13.5	< 0.50 U
MW-81	1/13/2015	385	9.9	< 0.50 U
MW-81	4/15/2015	198	4.2	< 0.50 U
MW-81	7/22/2015	275	7.7	< 0.13 U
MW-82	5/28/2014	285	4.8 J	0.14 J
MW-82	7/9/2014	48.2	1.2 J	< 0.50 U
MW-82	9/11/2014	50.0	1.1 J	< 0.50 U
MW-82	1/13/2015	66.0	1.2	< 0.50 U
MW-82	4/15/2015	< 0.50 U	< 0.50 U	< 0.50 U
MW-82	7/22/2015	5.3	< 0.080 U	< 0.13 U
MW-83	5/23/2014	470	8.3	< 0.13 U
MW-83	9/12/2014	213	4.9 J	< 0.50 U
MW-83	10/23/2014	210	5.2	< 0.50 U
MW-83	1/15/2015	101	1.8	< 0.50 U
MW-83	4/16/2015	151	2.8	< 0.50 U
MW-83	7/22/2015	27.9	0.49 J	< 0.13 U
MW-84	5/27/2014	214	4.6 J	0.16 J
MW-84	9/12/2014	0.93 J	< 0.50 U	< 0.50 U
MW-84	10/23/2014	0.68 J	< 0.50 U	< 0.50 U
MW-84	1/14/2015	< 0.50 U	< 0.50 U	< 0.50 U
MW-84	4/16/2015	< 0.50 U	< 0.50 U	< 0.50 U
MW-84	7/23/2015	0.29 J	< 0.080 U	< 0.13 U
MW-85	5/29/2014	1970	99.4	23.1
MW-85	7/8/2014	3780	133	3.9
MW-85	9/11/2014	5820	226 J	35.3
MW-85	12/5/2014	27700	280	7.7
MW-85	1/15/2015	5940	167	1.1
MW-85	4/16/2015	256	16.8	< 0.50 U
MW-85	7/23/2015	132	6.3	< 0.13 U
MW-86	5/29/2014	533000	1220 J	341 J
MW-86	9/11/2014	129000	91.6	4.1
MW-86	12/5/2014	169000	290 E	24.7
MW-86	1/15/2015	81200	128	4.5
MW-86	4/16/2015	46700	128	5.8
MW-86	7/23/2015	65100	292 J	46.7
MW-87	6/25/2014	564	41.8	< 0.50 U
MW-87	10/16/2014	594	47.8	< 0.50 U
MW-87	1/14/2015	661	51.3	< 0.50 U
MW-87	4/16/2015	758	58.6	0.33 J
MW-87	7/23/2015	758	56.5	0.34 J
MW-88	6/24/2014	< 0.50 U	< 0.50 U	< 0.50 U
MW-88	10/16/2014	< 0.50 U	< 0.50 U	< 0.50 U
MW-88	1/13/2015	< 0.50 U	< 0.50 U	< 0.50 U
MW-88	4/16/2015	0.58 J	< 0.50 U	< 0.50 U
MW-88	7/23/2015	< 0.17 U	< 0.080 U	< 0.13 U
MW-89	6/24/2014	19.5	< 0.50 U	< 0.50 U
MW-89	10/15/2014	11.3	< 0.50 U	< 0.50 U
MW-89	1/13/2015	11.4	< 0.50 U	< 0.50 U
MW-89	4/16/2015	15.9	< 0.50 U	< 0.50 U
MW-89	7/23/2015	14.5	0.18 J	< 0.13 U
MW-90	6/25/2014	< 0.50 U	< 0.50 U	< 0.50 U
MW-90	10/16/2014	< 0.50 U	< 0.50 U	< 0.50 U
MW-90	1/12/2015	< 0.50 U	< 0.50 U	< 0.50 U
MW-90	4/15/2015	< 0.50 U	< 0.50 U	< 0.50 U
MW-90	7/22/2015	0.38 J	< 0.080 U	< 0.13 U
MW-91	6/25/2014	234	21.7	< 0.50 U
MW-91	10/16/2014	319	28.8	< 0.50 U
MW-91	1/13/2015	317	31.0	< 0.50 U
MW-91	1/13/2015	354	31.5	< 0.50 U
MW-91	4/16/2015	438	36.6	0.18 J
MW-91	7/23/2015	411	34.8	0.23 J
MW-92	10/22/2014	2160	16.0	7.2
MW-92	12/4/2014	2200	23.4	10.3
MW-92	1/15/2015	1410	10.4	4.6
MW-92	4/16/2015	736	5.4	2.1
MW-92	7/23/2015	617	6.7	1.0
MW-93	10/22/2014	18200	145	5.0

TABLE 8
HISTORICAL SUMMARY OF GROUNDWATER CONCENTRATIONS FOR TCE AND DAUGHTER-PRODUCTS
Whirlpool Facility - Fort Smith, Arkansas

Well ID	Date	Trichloroethene (µg/L)	cis-1,2-Dichloroethene (µg/L)	Vinyl Chloride (µg/L)
MW-93	12/4/2014	14600	85.7	2.5
MW-93	1/15/2015	18000	131	3.4
MW-93	4/16/2015	21500	160	3.9
MW-93	7/23/2015	20800	164	3.4
MW-94	10/22/2014	11100	309 J	2.5
MW-94	12/4/2014	9570	250 J	3.0
MW-94	1/15/2015	9530	297	2.4
MW-94	4/16/2015	11800	325	1.3
MW-94	7/23/2015	3890	119	0.61 J
MW-95	10/22/2014	22300	151	25.7
MW-95	12/4/2014	20900	159	29.9
MW-95	1/15/2015	21100	177	25.6
MW-95	4/16/2015	26700	184	14.9
MW-95	7/23/2015	25200	181	17.1
MW-96	10/22/2014	< 0.50 U	< 0.50 U	< 0.50 U
MW-96	1/15/2015	0.59 J	< 0.50 U	< 0.50 U
MW-96	4/16/2015	< 0.50 U	< 0.50 U	< 0.50 U
MW-96	4/16/2015	< 0.50 U	< 0.50 U	< 0.50 U
MW-96	7/23/2015	< 0.17 U	< 0.080 U	< 0.13 U
MW-96	7/23/2015	< 0.17 U	< 0.080 U	< 0.13 U
MW-97	10/22/2014	< 0.50 U	< 0.50 U	< 0.50 U
MW-97	1/15/2015	< 0.50 U	< 0.50 U	< 0.50 U
MW-97	4/16/2015	< 0.50 U	< 0.50 U	< 0.50 U
MW-97	7/23/2015	< 0.17 U	< 0.080 U	< 0.13 U
MW-98	10/29/2014	< 0.50 U	< 0.50 U	< 0.50 U
MW-98	1/15/2015	< 0.50 U	< 0.50 U	< 0.50 U
MW-98	4/16/2015	< 0.50 U	< 0.50 U	< 0.50 U
MW-98	7/23/2015	< 0.17 U	< 0.080 U	< 0.13 U
MW-99	10/22/2014	< 0.50 U	< 0.50 U	< 0.50 U
MW-99	1/15/2015	< 0.50 U	< 0.50 U	< 0.50 U
MW-99	4/16/2015	< 0.50 U	< 0.50 U	< 0.50 U
MW-99	7/23/2015	< 0.17 U	< 0.080 U	< 0.13 U
IW-101	3/23/2014	314	7.5	0.21 J
IW-101	4/30/2014	794	18.9	< 0.13 U
IW-101	5/23/2014	509	11.2	< 0.13 U
IW-101	7/8/2014	150	4.5 J	< 0.50 U
IW-101	9/12/2014	139	3.4 J	< 0.50 U
IW-102	3/23/2014	685	14.6	0.45 J
IW-102	4/30/2014	239	5.4	< 0.13 U
IW-103	3/23/2014	692	13.1	0.76 J
IW-103	4/30/2014	729	22.8	0.83 J
IW-104	3/23/2014	637	13.5	0.69 J
IW-104	4/30/2014	527	12.6	< 0.13 U
IW-105	3/23/2014	901	14.4	0.54 J
IW-105	4/30/2014	185	4.9 J	< 0.13 U
IW-106	3/23/2014	198	4.2 J	< 2 U
IW-106	4/30/2014	163	6.8	< 0.13 U
IW-106	5/23/2014	132	2.6 J	< 0.13 U
IW-107	3/23/2014	198	4.3 J	0.14 J
IW-107	4/30/2014	110	3.3 J	< 0.13 U
IW-108	3/23/2014	1280	27.8	0.83 J
IW-108	4/29/2014	72.1	4.1 J	< 0.13 U
IW-108	5/23/2014	59.0	1.5 J	< 0.13 U
IW-109	3/23/2014	362	7.4	0.23 J
IW-109	4/29/2014	91.2	2.5 J	< 0.13 U
IW-109	5/23/2014	110	1.9 J	< 0.13 U
IW-110	3/23/2014	464	9.8	0.5 J
IW-110	4/16/2014	397	9.4	0.17 J
IW-110	4/30/2014	268	8.2	0.33 J
IW-111	3/23/2014	704	14	0.63 J
IW-111	4/29/2014	260	6.4	< 0.13 U
IW-112	3/23/2014	219	4.9 J	0.23 J
IW-112	4/16/2014	200	4.8 J	< 0.13 U
IW-112	4/30/2014	104	3.8 J	< 0.13 U
IW-113	3/24/2014	510	11.1	0.43 J
IW-113	4/14/2014	435	8.7	< 0.13 U
IW-114	3/24/2014	397	9.7	0.25 J
IW-114	4/14/2014	336	8.1	< 0.13 U
IW-115	3/24/2014	622	14	0.25 J
IW-115	4/7/2014	455	9.1 J	< 1.3 U
IW-115	4/14/2014	449	9.3	< 0.13 U

TABLE 8
HISTORICAL SUMMARY OF GROUNDWATER CONCENTRATIONS FOR TCE AND DAUGHTER-PRODUCTS
Whirlpool Facility - Fort Smith, Arkansas

Well ID	Date	Trichloroethene (µg/L)	cis-1,2-Dichloroethene (µg/L)	Vinyl Chloride (µg/L)
IW-115	5/28/2014	504	11.2	0.27 J
IW-115	7/9/2014	352	7.4	< 0.50 U
IW-115	9/11/2014	355	8.0	< 0.50 U
IW-116	3/24/2014	486	10.9	0.33 J
IW-116	4/15/2014	546	10.8	0.34 J
IW-117	3/24/2014	384	9.1	0.23 J
IW-117	4/15/2014	384	9.9	< 0.13 U
IW-118	3/24/2014	496	11.6	0.34 J
IW-118	4/15/2014	395	9.7	< 0.13 U
IW-118	5/28/2014	437	9.3	< 0.13 U
IW-119	3/24/2014	524	11.5	0.33 J
IW-119	4/7/2014	478	9.1 J	< 1.3 U
IW-119	4/15/2014	509	11.3	< 0.13 U
IW-120	3/24/2014	289	7.9	0.14 J
IW-120	4/15/2014	390	10.2	< 0.13 U
IW-121	3/24/2014	402	8.9 J	< 10 U
IW-121	4/15/2014	445	11.7	< 0.13 U
IW-122	3/24/2014	473	11.5	0.29 J
IW-122	4/15/2014	384	10.0	< 0.13 U
IW-123	3/24/2014	532	12.2	0.40 J
IW-123	4/7/2014	539	8.8 J	< 1.3 U
IW-123	4/15/2014	488	10.0	< 0.13 U
IW-124	3/24/2014	455	6.8 J	< 10 U
IW-124	4/15/2014	448	8.7	0.26 J
IW-125	3/25/2014	2140	207	3.1
IW-125	5/29/2014	17.1	2.9 J	< 0.13 U
IW-125	9/11/2014	7.3	1.0 J	< 0.50 U
IW-126	3/25/2014	2020	197	10.4
IW-126	5/29/2014	787	59.1	< 0.13 U
IW-127	3/24/2014	3700	219 J	7.6
IW-127	5/29/2014	639	34.7	< 0.13 U
IW-127	9/11/2014	1020	38.5	2.6
IW-127	12/4/2014	182	7.2	< 0.50 U
IW-128	3/25/2014	2980	178	11.7
IW-128	4/29/2014	1250	68.4	4.9
IW-128	5/29/2014	1190	62.7	< 0.13 U
IW-129	3/25/2014	2540	192	< 0.13 U
IW-129	5/29/2014	25.8	1.8 J	< 0.13 U
IW-130	3/23/2014	358	7.6 J	< 10 U
IW-130	5/23/2014	75.5	0.78 J	< 0.13 U
IW-131	3/24/2014	526	11.5	0.35 J
IW-131	4/30/2014	318	8.5	0.31 J
IW-131	5/28/2014	443	8.8	0.30 J
IW-132	10/23/2014	714	3.5 J	< 0.50 U
IW-135	10/23/2014	3840	43.3	2.0
IW-141	10/23/2014	368000	< 1000 U	82.6
IW-141	12/5/2014	46300	232 E	31.0
IW-143	10/23/2014	13100	44.8	2.5
IW-147	10/23/2014	199000	1640 J	< 1000 U
IW-147	12/5/2014	91600	1420 J	176
IW-152	10/22/2014	17600	224 J	8.2
IW-152	12/4/2014	< 0.50 U	< 0.50 U	< 0.50 U
IW-153	10/23/2014	293	85.3	12.3
IW-153	12/4/2014	1.6 J	< 0.50 U	< 0.50 U
IW-155	10/23/2014	14600	36.4	5.8
IW-157	10/23/2014	74200	712 J	195
IW-157	12/5/2014	31700	391 E	66.8
IW-169	10/22/2014	163	1.7 J	< 0.50 U
MW-172	10/22/2014	3010	21.4	2.4
MW-172	12/5/2014	1810	15.6	1.3 J
MW-172	1/15/2015	3600	22.4	1.2
MW-172	4/16/2015	1740	11.9	0.92 J
MW-172	7/23/2015	2140	12.4	0.69 J
MW-173	4/15/2015	< 0.50 U	< 0.50 U	< 0.50 U
MW-173	7/22/2015	< 0.17 U	< 0.080 U	< 0.13 U
MW-174	1/20/2015	< 0.50 U	< 0.50 U	< 0.50 U
MW-174	4/14/2015	0.68 J	< 0.50 U	< 0.50 U
MW-174	7/21/2015	< 0.17 U	< 0.080 U	< 0.13 U
MW-175	1/20/2015	123	2.0	< 0.50 U
MW-175	4/15/2015	98.8	1.5	< 0.50 U
MW-175	7/21/2015	20.3	0.32 J	< 0.13 U

TABLE 8
HISTORICAL SUMMARY OF GROUNDWATER CONCENTRATIONS FOR TCE AND DAUGHTER-PRODUCTS
Whirlpool Facility - Fort Smith, Arkansas

Well ID	Date	Trichloroethene (µg/L)	cis-1,2-Dichloroethene (µg/L)	Vinyl Chloride (µg/L)
MW-176	1/20/2015	720	16.8	0.57 J
MW-176	4/14/2015	528	16.7	0.69 J
MW-176	7/21/2015	575	21.5	0.79 J
MW-177	1/21/2015	< 0.50 U	< 0.50 U	< 0.50 U
MW-177	4/14/2015	< 0.50 U	< 0.50 U	< 0.50 U

TABLE 8
HISTORICAL SUMMARY OF GROUNDWATER CONCENTRATIONS FOR TCE AND DAUGHTER-PRODUCTS
Whirlpool Facility - Fort Smith, Arkansas

Well ID	Date	Trichloroethene (µg/L)	cis-1,2-Dichloroethene (µg/L)	Vinyl Chloride (µg/L)
MW-178	1/18/2015	5.2	0.99 J	< 0.50 U
MW-178	4/16/2015	5.0	1.3	< 0.50 U
MW-178	7/22/2015	4.6	1.1	< 0.13 U
MW-179	4/16/2015	41.2	1.6	< 0.50 U
MW-179	7/22/2015	27.3	1.1	< 0.13 U
MW-180	1/19/2015	23.7	3.4	< 0.50 U
MW-180	4/16/2015	21.4	3.8	< 0.50 U
MW-180	7/22/2015	22.1	3.0	< 0.13 U
MW-181	1/21/2015	< 0.50 U	< 0.50 U	< 0.50 U
MW-181	4/14/2015	< 0.50 U	< 0.50 U	< 0.50 U
MW-181	7/21/2015	< 0.17 U	< 0.080 U	< 0.13 U
MW-182	7/23/2015	193	17.8	0.28 J

TABLE 9
SUMMARY TEMPORAL TREND ANALYSIS BY WELL CATEGORY
Whirlpool Facility - Fort Smith, Arkansas

Chemical	Increasing	Decreasing	Stable	No Trend	Not Detected Above the Reporting Limit
Northern Plume Wells					
Trichloroethene	6	16	10	7	4
cis-1,2-Dichloroethene	5	10	7	2	19
Vinyl Chloride	1	0	1	2	39
Southern Plume Wells (includes Source Area Wells)					
Trichloroethene	3	15	9	4	3
cis-1,2-Dichloroethene	3	13	10	1	7
Vinyl Chloride	1	9	3	5	16
Northeast Corner Wells					
Trichloroethene	2	0	1	0	6
cis-1,2-Dichloroethene	2	0	0	0	7
Vinyl Chloride	0	0	0	0	9
Source Area Wells					
Trichloroethene	1	9	5	1	0
cis-1,2-Dichloroethene	1	7	7	1	0
Vinyl Chloride	1	8	3	2	2

TABLE 9
SUMMARY OF STATISTICAL TEMPORAL TREND ANALYSIS (2009 through 3rd Quarter 2015)
Whirlpool Facility
Fort Smith, Arkansas

Well ID	Start Date	End Date	Number of Samples	Trichloroethene	cis-1,2-Dichloroethene	Vinyl Chloride
Northern Plume Wells						
MW-23	4/27/2009	7/23/2015	17	Stable	Increasing	ND
MW-24	4/27/2009	7/23/2015	15	Decreasing	Decreasing	<PQL
MW-27	5/12/2010	7/22/2015	14	No Trend	<PQL	ND
MW-28	10/29/2009	7/22/2015	16	Decreasing	ND	ND
MW-31	4/25/2009	7/21/2015	14	No Trend	ND	ND
MW-32	4/25/2009	7/21/2015	15	Decreasing	<PQL	ND
MW-33	4/25/2009	7/22/2015	17	Decreasing	Decreasing	<PQL
MW-34	4/24/2009	7/21/2015	16	Stable	<PQL	ND
MW-35R	4/24/2009	7/21/2015	17	Decreasing	Decreasing	ND
MW-36	4/24/2009	7/20/2015	18	No Trend	ND	ND
MW-39	4/24/2009	7/20/2015	15	No Trend	ND	ND
MW-40	4/24/2009	7/20/2015	18	<PQL	ND	ND
MW-41	4/24/2009	7/21/2015	19	Stable	Stable	<PQL
MW-46R	4/25/2009	7/21/2015	21	Stable	Increasing	<PQL
MW-50	4/24/2009	7/21/2015	15	<PQL	ND	ND
MW-55	4/24/2009	7/20/2015	9	Increasing	<PQL	<PQL
MW-56	4/24/2009	7/20/2015	14	Increasing	Increasing	<PQL
MW-57	4/24/2009	7/20/2015	14	Increasing	Increasing	<PQL
MW-58	4/25/2009	7/21/2015	16	Decreasing	Stable	Stable
MW-60	4/24/2009	7/21/2015	15	<PQL	ND	ND
MW-61	4/24/2009	7/21/2015	15	Increasing	ND	ND
MW-62	4/24/2009	7/21/2015	14	<PQL	ND	ND
MW-63	4/24/2009	7/21/2015	15	Stable	Increasing	<PQL
MW-65	4/24/2009	7/20/2015	13	Decreasing	Decreasing	ND
MW-66	4/25/2009	7/20/2015	15	Increasing	<PQL	ND
MW-67	4/25/2009	7/20/2015	15	Increasing	ND	ND
MW-68	1/15/2009	7/20/2015	15	No Trend	ND	ND
RW-69	1/15/2009	7/21/2015	20	Decreasing	Decreasing	<PQL
MW-70	11/4/2010	10/16/2013	7	Stable	Decreasing	<PQL
MW-71	10/28/2009	7/20/2015	16	Stable	Stable	<PQL
IW-72	1/16/2009	7/20/2015	17	Decreasing	ND	ND
IW-73	4/23/2009	7/21/2015	14	Decreasing	No Trend	Increasing
IW-74	4/23/2009	7/21/2015	14	Stable	Stable	No Trend
IW-75	1/16/2009	10/15/2013	5	No Trend	<PQL	ND
IW-76	4/23/2009	7/21/2015	16	Decreasing	Decreasing	No Trend
IW-77	4/23/2009	7/21/2015	23	Stable	Stable	<PQL
IW-78	10/25/2011	9/11/2014	7	Stable	Stable	ND
IW-79	10/25/2011	9/11/2014	7	Decreasing	Stable	<PQL
IW-80	4/23/2009	7/21/2015	15	Decreasing	<PQL	ND
MW-81	5/29/2014	7/22/2015	6	Decreasing	Decreasing	<PQL
MW-82	5/28/2014	7/22/2015	6	No Trend	Decreasing	<PQL
MW-83	5/23/2014	7/22/2015	6	Decreasing	Decreasing	ND
MW-84	5/27/2014	7/23/2015	6	Decreasing	No Trend	<PQL
Southern Plume Wells (includes Source Area Wells as indicated by bold font well ID)						
ITMW-1	10/27/2011	7/22/2015	12	Stable	Stable	ND
ITMW-2	11/3/2010	7/22/2015	14	<PQL	<PQL	ND
ITMW-4	10/25/2011	7/22/2015	10	Decreasing	Stable	No Trend
ITMW-6	10/28/2009	7/22/2015	14	Increasing	Increasing	<PQL
ITMW-7	4/27/2009	7/22/2015	16	Decreasing	Decreasing	No Trend
ITMW-9	4/27/2009	7/21/2015	16	Stable	Decreasing	No Trend
ITMW-10	4/27/2009	7/22/2015	14	Increasing	Decreasing	Decreasing
ITMW-11	4/27/2009	7/22/2015	14	Decreasing	Decreasing	Decreasing
ITMW-12	10/26/2011	7/23/2015	12	Stable	Decreasing	Decreasing
ITMW-13	4/27/2009	7/22/2015	16	Decreasing	Decreasing	<PQL
ITMW-14	11/4/2010	7/22/2015	13	Decreasing	Decreasing	ND
ITMW-15	4/27/2009	7/22/2015	13	Decreasing	Decreasing	Decreasing
ITMW-16	11/6/2010	7/22/2015	13	No Trend	ND	ND
ITMW-17	4/27/2009	7/22/2015	17	Decreasing	Stable	Increasing
ITMW-18	4/27/2009	7/23/2015	16	Decreasing	Decreasing	<PQL
ITMW-19	4/27/2009	7/23/2015	17	Decreasing	Decreasing	<PQL
ITMW-20	10/29/2009	7/22/2015	15	No Trend	ND	<PQL
ITMW-21	10/27/2009	7/22/2015	15	Decreasing	<PQL	ND
MW-22	10/27/2009	7/22/2015	14	<PQL	ND	ND
MW-23	4/27/2009	7/23/2015	17	Stable	Increasing	ND
MW-24	4/27/2009	7/23/2015	15	Decreasing	Decreasing	<PQL
MW-25	4/27/2009	7/23/2015	18	Decreasing	Decreasing	No Trend
MW-26	10/29/2009	7/22/2015	15	No Trend	ND	ND
MW-29	10/29/2009	7/22/2015	13	<PQL	ND	ND
MW-30	11/3/2010	10/14/2013	6	Stable	Stable	<PQL
MW-37	4/27/2009	10/17/2013	10	Decreasing	Decreasing	Stable
MW-38	10/26/2011	7/23/2015	11	Increasing	Stable	Decreasing
MW-85	5/29/2014	7/23/2015	7	No Trend	Stable	Decreasing
MW-86	5/29/2014	7/23/2015	6	Decreasing	No Trend	No Trend
MW-92	10/22/2014	7/23/2015	5	Decreasing	Stable	Decreasing
MW-93	10/22/2014	7/23/2015	5	Stable	Stable	Stable
MW-94	10/22/2014	7/23/2015	5	Stable	Stable	Decreasing
MW-95	10/22/2014	7/23/2015	5	Stable	Increasing	Stable
MW-172	10/22/2014	7/23/2015	5	Stable	Stable	Decreasing
Northeast Corner Wells						
MW-87	6/25/2014	7/23/2015	5	Increasing	Increasing	<PQL
MW-88	6/24/2014	7/23/2015	5	<PQL	ND	ND
MW-89	6/24/2014	7/23/2015	5	Stable	<PQL	ND
MW-90	6/25/2014	7/22/2015	5	<PQL	ND	ND
MW-91	6/25/2014	7/23/2015	5	Increasing	Increasing	<PQL
MW-96	10/22/2014	7/23/2015	4	<PQL	ND	ND
MW-97	10/22/2014	7/23/2015	4	ND	ND	ND
MW-98	10/29/2014	7/23/2015	4	ND	ND	ND
MW-99	10/22/2014	7/23/2015	4	ND	ND	ND

Notes:

ND - Result is Not Detected at the associated method quantitation limit
<PQL - Analyte qualified as estimated because it was detected

TABLE 10
SUMMARY OF AVERAGE DETECTED CONCENTRATIONS (2009-2015)
Whirlpool Facility - Fort Smith, Arkansas

Date	TCE			c-1,2-DCE			VC		
	Concentration (µg/L)	# of Detects	# of Samples	Concentration (µg/L)	# of Detects	# of Samples	Concentration (µg/L)	# of Detects	# of Samples
All Wells (excluding Northeast Wells)									
4/24/2009	2,570	35	46	266	25	46	287	5	46
10/28/2009	8,560	22	38	559	17	38	695	4	38
5/13/2010	5,600	29	43	433	23	43	494	5	43
11/4/2010	10,825	33	41	632	19	41	1,300	2	41
3/22/2011	4,889	26	34	555	17	34	281	9	34
10/26/2011	4,918	46	65	394	36	65	604	6	65
4/18/2012	2,790	30	39	275	25	39	531	4	39
10/18/2012	2,348	43	66	191	39	66	129	19	66
4/23/2013	1,561	26	38	89	23	38	16	16	38
10/16/2013	1,895	46	65	177	39	65	189	17	66
3/7/2014	1,184	43	55	71	35	55	6	25	55
5/15/2014	1,159	46	55	62	31	55	7	23	55
7/30/2014	2,764	41	55	121	33	55	18	14	55
10/16/2014	2,174	37	55	135	33	55	80	11	55
1/12/2015	437	39	55	81	30	55	16	9	55
4/16/2015	472	40	57	94	30	57	5.8	8	57
7/22/2015	1,187	45	57	63	37	57	10.3	19	57
North Wells									
4/24/2009	384	23	34	19	13	34		0	34
10/28/2009	228	14	25	8	9	25		0	25
5/13/2010	255	17	28	11	10	28		0	28
11/4/2010	333	21	27	16	10	27		0	27
3/22/2011	144	15	23	6	8	23	1	2	23
10/26/2011	262	25	38	10	17	38	2	1	38
4/18/2012	197	17	18	7	12	18		0	18
10/18/2012	328	24	39	11	20	39	1	5	39
4/23/2013	228	13	17	8	10	17	0	5	17
10/16/2013	268	26	38	13	20	38	2	5	38
3/7/2014	214	23	32	10	18	32	1	11	32
5/15/2014	209	25	31	10	15	31	0.5	10	31
7/29/2014	281	23	31	11	16	31	4.9	6	31
10/14/2014	251	19	31	8	16	31	0.9	2	31
1/12/2015	186	21	31	7	15	31	1.8	3	31
4/16/2015	173	21	31	8	14	31	1.0	4	31
7/22/2015	139	22	31	5	18	31	0.7	8	31
South Wells									
4/24/2009	6,760	12	12	535	12	12	287	5	12
10/28/2009	23,140	8	13	1,178	8	13	695	4	13
5/13/2010	13,173	12	15	757	13	15	494	5	15
11/4/2010	29,188	12	14	1,316	9	14	1,300	2	14
3/22/2011	11,360	11	11	944	10	11	361	7	11
10/26/2011	10,461	21	27	739	19	27	724	5	27
4/18/2012	6,181	13	21	523	13	21	531	4	21
10/18/2012	4,899	19	27	380	19	27	175	14	27
4/23/2013	2,893	13	21	151	13	21	22	11	21
10/16/2013	4,010	20	27	350	19	27	291	11	27
3/7/2014	2,300	20	23	135	17	23	10	14	23
5/15/2014	2,404	20	23	111	16	23	12	13	23
7/30/2014	6,280	17	23	237	16	23	28	8	23
10/15/2014	4,449	17	23	270	16	23	110	8	23
1/12/2015	770	17	23	155	15	23	23	6	23
4/16/2015	947	16	23	180	15	23	11	4	23
7/22/2015	2,507	20	23	132	17	23	17	11	23
Source Wells									
4/24/2009	11,600	6	6	883	7	7	358	4	7
10/28/2009	73,900	2	2	3,087	3	3	1,385	2	3
5/13/2010	20,750	6	6	1,375	7	7	617	4	7
11/4/2010	98,133	3	3	2,940	4	4	1,300	2	4
3/22/2011	22,000	4	4	1,826	5	5	616	4	5
10/26/2011	20,260	8	8	1,532	9	9	904	4	9
4/18/2012	12,625	4	4	1,314	5	5	707	3	5
10/18/2012	10,905	8	8	752	9	9	271	9	9
4/23/2013	8,825	4	4	358	5	5	49	5	5
10/16/2013	9,798	8	8	714	9	9	455	7	9
3/7/2014	5,696	8	8	268	8	8	18	8	8
5/15/2014	5,955	8	8	203	8	8	22	7	8
7/31/2014	13,281	8	8	456	8	8	37	6	8
10/16/2014	9,401	8	8	524	8	8	146	6	8
1/12/2015	1,560	8	8	311	7	8	35	4	8
4/16/2015	2,090	7	8	243	14	15	20	2	8
7/22/2015	6,175	8	8	302	7	8	38	5	8
Northeast Corner Wells									
7/31/2014	273	3	5	32	2	5	0	0	5
10/16/2014	308	3	9	38	2	9	0	0	9
1/12/2015	257	4	9	41	2	9	0	0	9
4/16/2015	303	4	9	48	2	9	0.3	2	9
7/22/2015	296	4	9	30	3	9	0.3	2	9

Notes:
µg/L: Micrograms per liter

TABLE 11
SUMMARY OF TCE CONCENTRATIONS (AREA 1)
SEPTEMBER 2014 - JULY 2015
Whirlpool Facility - Fort Smith, Arkansas

	TCE Concentrations (µg/L)												
Date(s)	**IW-127**	**IW-141**	**IW-147**	**IW-152**	**IW-153**	**IW-157**	**MW-25**	**MW-38**	**MW-85**	**MW-86**	**MW-92**	**MW-93**	
9/11/2014	1020	nm	nm	nm	nm	nm	nm	nm	5820	129000	nm	nm	
10/15/2014	nm	nm	nm	nm	nm	nm	nm	6750	nm	nm	nm	nm	
10/23/2014	nm	368000	199000	17600	293	74200	59800	nm	nm	nm	2160	18200	
12/4/2014	182	46300	91600	5	1.6	31700	2620	3190	27700	169000	2200	14600	
1/15/2015	nm	nm	nm	nm	nm	nm	2510	5440	5940	81200	1410	18000	
4/15-16/2015	nm	nm	nm	nm	nm	nm	4650	3060	256	46700	736	21500	
7/20/2015	nm	nm	nm	nm	nm	nm	39800	3420	132	65100	617	20800	
Percent Reduction	82.2%	87%	54%	100%	99%	57%	96%	52.7%	-375.9%	-31.0%	-2%	20%	**4th Quarter 2014**
	-	-	-	-	-	-	96%	19.4%	-2.1%	37.1%	35%	1%	**1st Quarter 2015**
	-	-	-	-	-	-	92%	54.7%	95.6%	63.8%	66%	-18%	**2nd Quarter 2015**
	-	-	-	-	-	-	33%	49.3%	97.7%	49.5%	71%	-14%	**3rd Quarter 2015**

Notes:
nd = not detected
nm = not measured
µg/L = micrograms per liter
U = Not detected above noted method detection limit

TABLE 11
SUMMARY OF TCE CONCENTRATIONS (AREA 1)
SEPTEMBER 2014 - JULY 2015
Whirlpool Facility - Fort Smith, Arkansas

	TCE Concentrations (µg/L)										
Date(s)	**MW-94**	**MW-95**	**MW-172**	**ITMW-11**	**ITMW-12**	**ITMW-15**	**ITMW-17**	**ITMW-18**	**ITMW-19**	**Total TCE Reduction (all wells)**	
9/11/2014	nm	nm	nm	nm	nm	nm	nm	nm	nm	944213	
10/15/2014	nm	nm	nm	2050	2570	1490	3510	3540	12800		
10/23/2014	11100	22300	3010	nm	nm	nm	nm	nm	nm		
12/4/2014	9570	20900	1810	1530	468	63	4630	3690	33.5	431793	
1/15/2015	9530	21100	3600	68.3	57.1	56.5	3840	488	17.4	323046	
4/15-16/2015	11800	26700	1740	0.5 U	2260	101	3920	43.5	594	293849	
7/20/2015	3890	25200	2140	33.2	652	110	5350	22.9	15.2	337071	
Percent Reduction	14%	6%	40%	25.4%	81.8%	95.8%	-31.9%	-4.2%	99.7%	54.3%	**4th Quarter 2014**
	14%	5%	-20%	96.7%	97.8%	96.2%	-9.4%	86.2%	99.9%	65.8%	**1st Quarter 2015**
	-6%	-20%	42%	100.0%	12.1%	93.2%	-11.7%	98.8%	95.4%	68.9%	**2nd Quarter 2015**
	65%	-13%	29%	98.4%	74.6%	92.6%	-52.4%	99.4%	99.9%	64.3%	**3rd Quarter 2015**

Notes:
nd = not detected
nm = not measured
µg/L = micrograms per liter
U = Not detected above noted method detection limit

TABLE 12
SUMMARY OF TCE CONCENTRATIONS (MW-25, MW-85 and MW-86)
MAY 2014 - JULY 2015
Whirlpool Facility - Fort Smith, Arkansas

	TCE Concentrations (µg/L)				
Date(s)	**MW-25**	**MW-85**	**MW-86**	**Total TCE Reduction (all wells)**	
5/15/2014	18500	nm	nm	553470	
5/29/2014	nm	1970	533000		
7/8/2014	49900	3780	nm		
7/31/2014	71700	nm	nm		
9/11/2014	nm	5820	129000		
10/24/2014	59800	nm	nm		
12/5/2014	2620	27700	169000	199320	
1/15/2015	2510	5940	81200	89650	
4/16/2015	4650	256	46700	51606	
7/20/2015	39800	132	65100	105032	
Percent Reduction	85.8%	-1306.1%	68.3%	64.0%	**4th Quarter 2014**
	86.4%	-201.5%	84.8%	83.8%	**1st Quarter 2015**
	74.9%	87.0%	91.2%	90.7%	**2nd Quarter 2015**
	-115.1%	93.3%	87.8%	81.0%	**3rd Quarter 2015**

Notes:
nm = not measured
µg/L = micrograms per liter

RAMBOLL ENVIRON

TABLE 13
SUMMARY OF TCE CONCENTRATIONS (SUPPLEMENTAL NECK AREA)
MAY 2014 - JULY 2015
Whirlpool Facility - Fort Smith, Arkansas

	TCE Concentrations (µg/L)						
Date(s)	**IW-101**	**MW-23**	**MW-24**	**MW-83**	**MW-84**	**Total TCE Reduction (all wells)**	
5/22/2014	nm	22.8	79.7	470	214	1296	
5/23/2014	509	nm	nm	nm	nm		
7/8/2014	150	27.8	102	nm	nm		
9/12/2014	139	62.1	55.7	213	0.93	572	
10/23/2014	nm	189	33.1	210	0.68		
1/14-15/2015	nm	115	26.9	101	0.5 U	382	
4/14-16/2015	nm	57.5	18.8	151	0.5 U	367	
7/20/2015	nm	37.8	178	27.9	0.29 J	383	
Percent Reduction	72.7%	-728.9%	58.5%	55.3%	99.7%	55.9%	**4th Quarter 2014**
	-	-404.4%	66.2%	78.5%	99.8%	70.5%	**1st Quarter 2015**
	-	-152.2%	76.4%	67.9%	99.8%	71.7%	**2nd Quarter 2015**
	-	-65.8%	-123.3%	94.1%	99.8%	70.4%	**3rd Quarter 2015**

Notes:
nm = Not measured
µg/L = Micrograms per liter
U = Not detected above noted method detection limit

RAMBOLL ENVIRON

TABLE 14
SUMMARY OF TCE CONCENTRATIONS (AREAS 2 AND 3)
MAY 2014 - July 2015
Whirlpool Facility - Fort Smith, Arkansas

	TCE Concentrations (µg/L)												
Date(s)	**IW-115**	**MW-81**	**MW-82**	**IW-77**	**IW-78**	**IW-79**	**MW-34**	**MW-35R**	**MW-36**	**MW-65**	**IW-80**	**Total TCE Reduction (all wells)**	
5/13-14/2014	nm	nm	nm	1460	nm	nm	19.9	183	0.5 U	195	24.2	3864	
5/28-30/2014	504	512	285	nm	255	426	nm	nm	nm	nm	nm		
7/8-7/9/2014	352	518	48.2	1200	nm	nm	nm	nm	nm	nm	nm		
7/29-30/2014	nm	nm	nm	1540	nm	nm	78.2	64.7	0.61	17.1	25.6		
9/11/2014	355	463	50	nm	39.6	105	nm	nm	nm	nm	nm	1736	
10/14-15/2014	nm	nm	nm	741	nm	nm	47.7	79.2	0.5 U	30.8	11.8		
10/23/2014	nm	nm	nm	554	nm	nm	nm	nm	nm	nm	nm		
1/12-14/2015	nm	385	66	201	nm	nm	22	10.9	0.5 U	19.2	7.1	1211	
4/14-15/2015	nm	198	0.5 U	153	nm	nm	13.8	39.5	0.5 U	16	9.2	786	
7/20/2015	nm	275	5.3	130	nm	nm	3.5	33.7	0.22 J	26.3	12.5	482	
Percent Reduction	29.6%	9.6%	82.5%	62.1%	84.5%	75.4%	-139.7%	56.7%	-	84.2%	51.2%	55.1%	**4th Quarter 2014**
	-	24.8%	76.8%	86.2%	-	-	-10.6%	94.0%	-	90.2%	70.7%	68.7%	**1st Quarter 2015**
	-	61.3%	99.8%	89.5%	-	-	30.7%	78.4%	-	91.8%	62.0%	79.7%	**2nd Quarter 2015**
	-	46.3%	99.8%	91.1%	-	-	82.4%	81.6%	-	86.5%	48.3%	87.5%	**3rd Quarter 2015**

Notes:

nm = not measured

µg/L = micrograms per liter

U = Not detected above noted method detection limit

RAMBOLL ENVIRON

TABLE 15
SUMMARY OF FIELD PARAMETERS (AREA 1)
MARCH 2014 - JULY 2015
Whirlpool Facility - Fort Smith, Arkansas

Well	Time - Time Stamp	TOC Elevation (feet)	Level/Depth TOC (feet)	Groundwater Elevation (feet)	Temperature (°C)	Conductivity (µS/cm)	DO (mg/L)	pH (SU)	ORP (mV)	Sodium Persulfate (mg/L)	H2O2 (µg/L)
ITMW-11	3/8/2014 0:00	473.94	12.3	461.64	17.32	282	1.99	6.56	515.3	nm	nm
ITMW-11	3/30/2014 0:00	473.94	11.35	462.59	18.65	260	15	6.33	255	nm	nm
ITMW-11	5/15/2014 8:55	473.94	10.91	463.03	18.02	271	1.38	6.41	211.5	nm	nm
ITMW-11	7/31/2014 10:40	473.94	10.1	463.84	22.75	284	0.46	6.23	127.9	nm	nm
ITMW-11	10/15/2014 15:11	473.94	9.69	464.25	24.52	236	0.27	5.83	121	nm	nm
ITMW-11	11/1/2014 16:25	473.94	8.8	465.14	21.97	521	1.84	7.38	121.8	630	nm
ITMW-11	11/3/2014 13:48	473.94	9.09	464.85	21.72	3766	1.07	6.45	311.3	12600	nm
ITMW-11	11/4/2014 12:37	473.94	9.07	464.87	20.71	5175	5.33	6.2	374.5	16800	nm
ITMW-11	12/4/2014 16:44	473.94	9.86	464.08	17.54	358	0.31	6.17	262	560	nm
ITMW-11	1/15/2015 10:22	473.94	10.3	463.64	14.68	5937	2.75	4.83	572.5	6300	nm *
ITMW-11	4/15/2015 16:40	473.94	9.87	464.07	19.45	22280	7.24	2.74	510.6	17500	nm
ITMW-11	7/22/2015 15:30	473.94	8.62	465.32	24.59	292	0.44	6.22	155.8	0	nm
ITMW-12	3/8/2014 0:00	476.86	14.17	462.69	16.22	246	1.85	6.12	581.4	nm	nm
ITMW-12	3/30/2014 0:00	476.86	14.17	462.69	18.78	249	1.5	6.03	77.7	nm	nm
ITMW-12	5/14/2014 17:00	476.86	13.81	463.05	18.06	240	0.78	5.84	259	nm	nm
ITMW-12	7/31/2014 11:05	476.86	12.97	463.89	21.58	298	0.35	6.12	289.2	nm	nm
ITMW-12	10/15/2014 16:36	476.86	12.56	464.3	23.01	247	0.83	5.99	116.3	0	nm
ITMW-12	11/1/2014 15:37	476.86	11.68	465.18	23.05	737	2.85	6.74	199.7	210	nm
ITMW-12	11/3/2014 1:07	476.86	11.95	464.91	21.25	890	3.98	6.54	252	nm	560
ITMW-12	11/4/2014 11:54	476.86	11.93	464.93	22.01	582	72.2	6.15	258	280	nm *
ITMW-12	12/4/2014 14:50	476.86	12.76	464.1	19.17	2776	3.09	8.63	148.3	1400	nm
ITMW-12	1/15/2015 9:32	476.86	13.14	463.72	11.48	4158	0.94	5.8	361.5	4200	nm
ITMW-12	4/15/2015 14:20	476.86	12.76	464.1	18.48	926	3.34	5.78	447.8	420	nm *
ITMW-12	7/23/2015 13:30	476.86	11.54	465.32	26.08	677	3.06	5.78	317	70	nm
ITMW-15	3/8/2014 0:00	474.31	11.76	462.55	17.33	2195	5.28	11.99	-105.4	nm	nm
ITMW-15	3/30/2014 0:00	474.31	11.64	462.67	20.91	1620	4.67	11.73	15.1	nm	nm
ITMW-15	5/14/2014 17:05	474.31	11.31	463	19.1	683	7.11	11.33	85.9	nm	nm *
ITMW-15	7/30/2014 16:00	474.31	10.42	463.89	24.47	969	0.72	7.21	131.4	nm	nm
ITMW-15	10/16/2014 8:25	474.31	14.85	459.46	18.23	840	2.99	7.04	138.2	nm	nm
ITMW-15	11/1/2014 16:15	474.31	9.14	465.17	22.13	1301	4.74	7.24	231.2	1680	nm
ITMW-15	11/3/2014 13:37	474.31	9.52	464.79	22.51	7468	2.73	6.68	355.8	14700	nm
ITMW-15	11/4/2014 12:29	474.31	9.51	464.8	23.15	3617	6.48	6.8	343.3	10500	nm *
ITMW-15	12/5/2014 7:35	474.31	10.17	464.14	19.29	18628	7.97	6.37	400	3200	nm *
ITMW-15	1/15/2015 11:54	474.31	16.38	457.93	16.31	8803	4.7	6.47	385.9	8400	nm
ITMW-15	4/15/2015 16:00	474.31	10.29	464.02	20.66	2452	4.98	6.98	49.4	600	nm *
ITMW-15	7/22/2015 13:30	474.31	9.1	465.21	25.13	298	3.65	11.06	25.8	0	nm
ITMW-16	3/7/2014 0:00	478.76	16.02	462.74	16.14	170	3.33	6.66	256.8	nm	nm
ITMW-16	5/13/2014 9:15	478.76	14.61	464.15	18.47	146	7.43	6.42	208.3	nm	nm
ITMW-16	6/6/2014 9:09	478.76	14.23	464.53	19.82	226	4.63	6.3	265.9	21	nm
ITMW-16	6/11/2014 7:52	478.76	14.41	464.35	20.08	251	6.23	5.93	277.7	0	nm
ITMW-16	7/8/2014 15:00	478.76	14.75	464.01	21.9	497	3.94	7.93	228	210	nm
ITMW-16	7/30/2014 4:20	478.76	14.85	463.91	21.53	233	0.42	5.78	172.6	nm	nm
ITMW-16	10/15/2014 8:50	478.76	14.45	464.31	19.76	216	6.6	7.03	92.7	nm	nm
ITMW-16	11/1/2014 16:34	478.76	13.62	465.14	21.44	168	3.74	8.18	128.1	0	nm
ITMW-16	11/3/2014 13:55	478.76	13.84	464.92	21.76	186	2.98	8.18	178.8	0	nm
ITMW-16	11/4/2014 12:43	478.76	13.84	464.92	21.2	180	2.34	7.43	287.3	1.4	nm
ITMW-16	12/3/2014 0:00	478.76	14.72	464.04	nm	nm	nm	nm	nm	nm	nm
ITMW-16	1/14/2015 12:35	478.76	15.54	463.22	16.02	222	5.73	6.92	59	0	nm
ITMW-16	4/14/2015 17:14	478.76	14.81	463.95	17.86	82	6.97	6.49	212.7	nm	nm
ITMW-16	7/22/2015 8:00	478.76	20.01	458.75	26.3	147	5.63	6.31	239.1	0	nm
ITMW-17	3/8/2014 0:00	477.96	16.48	461.48	15.53	1015	5.58	5.34	584.4	nm	nm
ITMW-17	3/30/2014 0:00	477.96	15.28	462.68	19.68	1051	3.38	5.11	311.8	nm	nm
ITMW-17	5/15/2014 8:50	477.96	14.91	463.05	17.89	1052	4.21	5.36	316.8	nm	nm *
ITMW-17	7/30/2014 15:11	477.96	14.01	463.95	22.84	999	3.16	5.28	-8	nm	nm
ITMW-17	10/16/2014 8:51	477.96	13.7	464.26	18.31	908	0.28	5.03	307.4	nm	nm *
ITMW-17	10/30/2014 15:02	477.96	12.83	465.13	22.74	955	24.37	5.82	333.1	nm	0
ITMW-17	11/1/2014 16:03	477.96	12.58	465.38	21.72	967	20.73	6.39	266.2	0	nm
ITMW-17	11/3/2014 13:32	477.96	13.1	464.86	22.46	965	23.31	6.32	273.4	70	0
ITMW-17	11/4/2014 12:22	477.96	13.09	464.87	20.6	1287	8.95	5.84	330	280	0.8
ITMW-17	12/5/2014 9:43	477.96	13.83	464.13	19.58	1392	10.68	5.46	282.3	280	nm
ITMW-17	1/15/2015 9:47	477.96	14.28	463.68	14.29	1273	11.68	5.78	287	0	nm
ITMW-17	4/15/2015 16:30	477.96	13.87	464.09	19.54	1277	12.69	5.27	39.3	140	nm *
ITMW-17	7/22/2015 16:20	477.96	12.64	465.32	28.58	1781	2.62	4.5	207.8	140	nm
ITMW-18	3/8/2014 0:00	473.9	11.09	462.81	16.36	556	1.91	5.57	510.3	nm	nm
ITMW-18	3/30/2014 0:00	473.90	11.11	462.79	16.86	794	2.49	5.42	86.1	nm	nm
ITMW-18	5/15/2014 8:55	473.90	10.71	463.19	16.91	1149	1.79	5.91	179.6	nm	nm
ITMW-18	7/31/2014 9:25	473.90	9.87	464.03	20.9	1785	0.37	5.84	455.8	1400	nm
ITMW-18	10/15/2014 16:10	473.90	9.52	464.38	21.53	1989	2.15	5.71	237.6	nm	nm *
ITMW-18	11/1/2014 15:52	473.90	8.42	465.48	20.65	932	4	6.33	379.7	560	nm
ITMW-18	11/3/2014 13:14	473.90	8.82	465.08	21.53	315	4.42	6.35	244.5	70	nm
ITMW-18	11/4/2014 12:01	473.90	8.85	465.05	20.19	894	2.68	6.05	271.8	560	nm
ITMW-18	12/4/2014 13:19	473.90	9.69	464.21	17.86	2052	0.31	6.03	254.7	1400	nm
ITMW-18	1/15/2015 10:00	473.90	10.23	463.67	12.05	467	6.4	10.08	151.5	140	nm
ITMW-18	4/16/2015 10:55	473.90	9.84	464.06	17.28	5836	5.9	5.82	497.5	3400	nm
ITMW-18	7/23/2015 8:50	473.90	8.5	465.4	23.77	7155	0.41	5.7	283.6	12600	nm
ITMW-19	3/8/2014 0:00	476.33	13.72	462.61	14.36	1207	5.09	6.62	56.5	nm	nm
ITMW-19	3/30/2014 0:00	476.33	13.57	462.76	19.42	1119	3.82	6.46	81.8	nm	nm
ITMW-19	5/15/2014 10:40	476.33	13.3	463.03	18	1131	3.42	6.71	228.6	nm	nm
ITMW-19	7/31/2014 9:20	476.33	12.41	463.92	20.29	1204	1.16	6.08	160.4	nm	nm
ITMW-19	10/16/2014 8:35	476.33	12.06	464.27	18.64	1029	0.31	6.32	184.2	nm	nm
ITMW-19	10/30/2014 15:11	476.33	10.73	465.6	20.89	1074	18.35	6.05	338.3	nm	0
ITMW-19	11/1/2014 15:58	476.33	10.85	465.48	20.42	24060	13.11	12.75	140.8	14000	nm
ITMW-19	11/3/2014 13:24	476.33	11.44	464.89	20.22	51788	3.27	13.02	210.6	>35000	nm
ITMW-19	11/4/2014 12:08	476.33	11.47	464.86	19.73	52405	3.29	13.03	228.9	>35000	INT
ITMW-19	12/5/2014 8:00	476.33	12.26	464.07	16.96	38653	52.29	15.58	357.7	21000	nm
ITMW-19	1/15/2015 13:10	476.33	12.95	463.38	13.85	35689	15.89	8.37	419.6	28000	nm
ITMW-19	4/15/2015 16:22	476.33	12.44	463.89	18.35	5710	6.7	11.15	257.7	2100	nm
ITMW-19	7/23/2015 9:00	476.33	11.1	465.23	22	20279	29.04	6.29	454.1	14500	nm

TABLE 15
SUMMARY OF FIELD PARAMETERS (AREA 1)
MARCH 2014 - JULY 2015
Whirlpool Facility - Fort Smith, Arkansas

Well	Time - Time Stamp	TOC Elevation (feet)	Level/Depth TOC (feet)	Groundwater Elevation (feet)	Temperature (°C)	Conductivity (µS/cm)	DO (mg/L)	pH (SU)	ORP (mV)	Sodium Persulfate (mg/L)	H2O2 (µg/L)
MW-25	3/8/2014 16:50	476.76	14.04	462.72	14.62	1343	1.36	4.83	413.2	nm	nm
MW-25	3/30/2014 15:45	476.76	13.85	462.91	20.09	1278	0.99	5.03	339.6	nm	nm
MW-25	5/15/2014 10:30	476.76	13.65	463.11	17.11	1290	1.45	4.88	320.1	nm	--
MW-25	6/6/2014 8:18	476.76	12.57	464.19	19.67	31946	26.7	12.06	267.9	35000	nm
MW-25	6/11/2014 7:01	476.76	12.58	464.18	18.64	17429	20.47	6.73	298.6	14000	nm
MW-25	7/9/2014 8:00	476.76	12.75	464.01	20.69	7014	8.04	5.87	188.7	14700	nm
MW-25	7/31/2014 23:50	476.76	12.83	463.93	21.13	5282	6.79	5.55	379.2	nm	nm
MW-25	9/11/2014 19:49	476.76	12.89	463.87	21.96	3302	4.71	5.53	339	1680	nm
MW-25	10/16/2014 10:08	476.76	12.44	464.32	21.62	2571	1.42	5.26	539.8	2100	--
MW-25	10/24/2014 10:45	476.76	12.56	464.2	21.48	1759	1.04	5.09	262.3	nm	nm
MW-25	10/30/2014 16:49	476.76	11.71	465.05	22.49	2370	27.25	2.93	495.1	nm	1000
MW-25	11/2/2014 8:17	476.76	12.01	464.75	18.45	3145	29.29	2.51	538.9	1900	1000
MW-25	11/3/2014 14:43	476.76	9.64	467.12	20.91	5157	21.32	6.33	272.6	2100	1000
MW-25	11/4/2014 13:30	476.76	11.85	464.91	19.91	5311	19.49	5.96	296.9	5600	1000
MW-25	12/5/2014 10:13	476.76	12.75	464.01	16.24	3999	83.89	2.34	529.3	210	nm
MW-25	1/15/2015 0:00	476.76	13.2	463.56	17.48	14020	0.36	4.11	441.7	3,500	nm
MW-25	4/16/2015 13:25	476.76	12.86	463.9	20.26	12454	8.67	5.35	520.6	4,200	nm
MW-25	7/23/2015 14:35	476.76	12.7	464.06	24.86	6698	4.21	5.55	493.9	8,800	nm
MW-37	11/4/2014 14:13	473.43	8.57	464.86	21.32	762	1	7	176.2	0	nm
MW-38	3/8/2014 13:13	474.44	12	462.44	18.16	422	1.4	6.27	57.2	nm	nm
MW-38	3/30/2014 23:55	474.44	11.84	462.6	20.02	372	0.6	6.24	83.1	nm	nm
MW-38	5/14/2014 14:35	474.44	11.49	462.95	17.52	364	1.52	5.76	114.8	nm	nm
MW-38	7/31/2014 9:15	474.44	10.53	463.91	22.09	348	0.22	6.03	94.5	nm	nm
MW-38	10/16/2014 11:25	474.44	10.18	464.26	22.27	1069	4.21	6.79	89.2	nm	nm
MW-38	11/1/2014 16:20	474.44	8.27	466.17	22.58	416	1.14	7.51	5.7	3.5	nm
MW-38	11/3/2014 13:40	474.44	8.59	465.85	22.83	460	1.07	7.18	75.3	0	nm
MW-38	11/4/2014 12:32	474.44	8.61	465.83	21.77	493	1.09	7.19	261.2	49	nm *
MW-38	12/4/2014 16:03	474.44	10.38	464.06	18.86	872	0.32	6.6	210.1	140	nm *
MW-38	1/15/2015 11:55	474.44	11.9	462.54	15.5	1042	0.21	6.63	179.5	70	nm
MW-38	4/16/2015 11:00	474.44	11.04	463.4	19.78	784	7.9	6.61	49.8	70	nm
MW-38	7/23/2015 12:15	474.44	11.04	463.4	21.93	772	0.14	6.43	80.3	nm	nm
MW-85	5/29/2014 16:38	474.41	10.35	464.06	20.1	1074	0.11	5.05	-147.3	nm	nm
MW-85	6/6/2014 8:25	474.41	9.97	464.44	19.73	1979	15.71	4.64	296.7	1400	nm *
MW-85	6/11/2014 7:10	474.41	10.11	464.3	18.85	1727	13.78	4.76	304.1	1260	nm
MW-85	7/8/2014 17:40	474.41	10.25	464.16	22.79	1378	4.38	4.71	-49	630	nm
MW-85	9/11/2014 18:50	474.41	10.58	463.83	21.64	1432	3.1	11.81	78	420	nm
MW-85	10/30/2014 16:52	474.41	9.39	465.02	20.95	1327	17.87	4.89	424	nm	0
MW-85	11/1/2014 8:46	474.41	9.89	464.52	19.28	1380	20.55	4.99	275.5	nm	0.2
MW-85	11/2/2014 7:59	474.41	9.67	464.74	17.8	1584	10.75	5.1	303.6	140	0.8
MW-85	11/3/2014 14:52	474.41	8.82	465.59	21.27	1391	14.7	5.37	320	210	3
MW-85	11/4/2014 13:32	474.41	9.58	464.83	20.01	1550	14.26	5.06	316.2	560	1
MW-85	12/5/2014 11:21	474.41	10.39	464.02	19.11	12651	10.21	5.84	300.4	14000	nm
MW-85	1/15/2015 14:00	474.41	10.76	463.65	17.9	6608	1.89	5.61	239.6	3500	nm
MW-85	4/16/2015 14:58	474.41	10.45	463.96	19.73	5056	3.4	5.23	137.8	4200	nm
MW-85	7/23/2015 14:00	474.41	9.21	465.2	24.63	4133	3.01	5.19	383.8	1120	nm
MW-86	5/29/2014 17:33	473.19	9.17	464.02	21.81	1578	0.28	5.55	-182.7	nm	nm
MW-86	6/6/2014 8:12	473.19	4.93	468.26	20.18	43076	24.27	2.52	605.2	35000	nm
MW-86	6/11/2014 6:53	473.19	8.29	464.9	19.15	14758	22.36	2.41	524	4200	nm *
MW-86	7/8/2014 17:25	473.19	9.24	463.95	26.75	29373	0.52	2.42	654	28000	nm
MW-86	9/11/2014 20:15	473.19	11.5	461.69	22.19	12862	5.79	11.07	594.6	2800	nm *
MW-86	10/30/2014 16:45	473.19	8.24	464.95	22.04	4223	30.51	5.24	291.6	nm	0
MW-86	11/1/2014 8:56	473.19	8.44	464.75	20.06	5177	30.67	4.44	365	nm	2
MW-86	11/2/2014 8:11	473.19	8.49	464.7	17.56	5746	25.96	3.99	445.7	1900	3
MW-86	11/3/2014 14:48	473.19	7.26	465.93	21.75	6160	23.37	6.03	276.9	4200	1
MW-86	11/4/2014 13:37	473.19	8.47	464.72	20.9	7157	20.54	7.73	268.8	6300	9 *
MW-86	12/5/2014 11:56	473.19	9.22	463.97	18.93	13462	10.43	5.92	289.1	7000	nm
MW-86	1/15/2015 12:55	473.19	9.96	463.23	16.23	11603	13.72	6.13	139.7	2800	nm
MW-86	4/16/2015 13:40	473.19	9.75	463.44	20.15	10951	7.87	6.15	82.1	2800	nm
MW-86	7/23/2015 13:55	473.19	8.38	464.81	24.68	8825	2.15	6.33	213.2	1200	nm
MW-92	10/30/2014 16:27	473.74	8.61	465.13	21.04	1455	22.53	6.33	212.5	nm	0
MW-92	11/1/2014 8:40	473.74	9.08	464.66	19.38	1358	15.21	5.41	273.7	nm	0
MW-92	11/3/2014 14:08	473.74	8.51	465.23	20.65	3375	12.53	11.2	175.4	2100	0
MW-92	11/4/2014 12:58	473.74	8.81	464.93	20.23	3347	8.99	11.08	239.6	4200	nm
MW-92	12/4/2014 8:57	473.74	9.71	464.03	14.68	1896	1.33	6.17	215.5	420	nm
MW-92	1/15/2015 16:08	473.74	9.95	463.79	14.73	2449	1.26	5.77	427	210	nm
MW-92	7/23/2015 10:22	473.74	8.47	465.27	22.2	3141	2.35	6.81	349.4	350	nm
MW-93	10/22/2014 2:53	477.81	13.78	464.03	21.3	1099	1.16	5.21	254.5	nm	nm
MW-93	11/3/2014 14:14	477.81	12.85	464.96	20.77	935	1.89	6.96	252.5	0	nm
MW-93	11/4/2014 13:07	477.81	13.02	464.79	20.11	933	1.62	6.17	291.6	2.1	nm
MW-93	12/4/2014 11:57	477.81	13.86	463.95	19.04	831	0.45	5.65	257.1	420	nm
MW-93	1/15/2015 14:30	477.81	14.21	463.6	17.32	1154	0.42	5.49	274.4	0	nm *
MW-93	4/16/2015 14:05	477.81	14.00	463.81	18.91	1094	0.69	5.29	219.9	0	nm
MW-93	7/23/2015 14:15	477.81	12.64	465.17	21.3	1137	0.27	5.14	53.3	0	nm
MW-94	10/22/2014 14:15	477.86	14.03	463.83	21.23	583	0.75	5.8	133.9	0	nm
MW-94	11/3/2014 14:14	477.86	13.19	464.67	21.14	495	0.88	7.29	212.7	0	nm
MW-94	11/4/2014 13:14	477.86	13.27	464.59	20.01	498	1.1	6.22	270.3	0	nm
MW-94	12/4/2014 11:31	477.86	14.14	463.72	18.85	578	6.65	5.83	83.5	0	nm
MW-94	1/15/2015 14:45	477.86	14.37	463.49	16.9	606	0.72	5.69	245	0	nm
MW-94	4/16/2015 13:10	477.86	14.55	463.31	19.02	631	9	5.64	20.5	70	nm
MW-94	7/23/2015 11:35	477.86	12.38	465.48	20.96	1663	0.26	5.19	239	560	nm
MW-95	10/22/2014 15:17	477.63	13.73	463.9	22.09	1081	1.84	5.78	156.5	0	nm
MW-95	11/3/2014 14:35	477.63	12.82	464.81	21.32	950	1.4	6.34	244.8	0	nm *
MW-95	11/4/2014 13:20	477.63	12.97	464.66	20.81	946	1.36	5.82	272.5	0	nm
MW-95	12/4/2014 13:45	477.63	13.77	463.86	20.53	1098	3.83	5.71	102.7	0	nm
MW-95	1/15/2015 14:40	477.63	14.1	463.53	18.53	1148	0.64	5.54	277.2	70	nm
MW-95	4/16/2015 15:01	477.63	14.45	463.18	19.57	1156	13.1	5.57	-11.3	0	nm
MW-95	7/23/2015 13:00	477.63	12.64	464.99	22.23	1185	0.45	5.38	69.4	0	nm
MW-172	10/22/2014 16:26	472.94	8.75	464.19	23.7	1189	0.21	5.28	274.7	0	nm *
MW-172	10/30/2014 15:03	472.94	7.82	465.12	22.46	963	15.7	5.6	341.6	nm	0
MW-172	11/1/2014 9:02	472.94	8.34	464.6	20.33	1012	16.61	5.31	366.8	nm	0.4
MW-172	11/1/2014 15:55	472.94	7.44	465.5	22.4	1018	12.07	7.28	239.4	7	nm
MW-172	11/3/2014 13:28	472.94	8.04	464.9	17.5	600	9.02	11.15	147	420	4
MW-172	11/4/2014 12:15	472.94	8.07	464.87	21.63	3237	6.27	5.95	423.3	6300	11
MW-172	12/5/2014 8:24	472.94	8.75	464.19	17.85	2968	1.76	5.39	337.5	6300	nm
MW-172	1/15/2015 0:00	472.94	9.16	463.78	16.99	2182	2.52	6.48	125.7	420	nm
MW-172	4/16/2015 9:52	472.94	8.93	464.01	18.4	1649	2.28	5.96	-55.7	1860	nm
MW-172	7/23/2015 11:45	472.94	7.69	465.25	24.8	1838	3.8	6.2	327.7	140	nm

TABLE 15
SUMMARY OF FIELD PARAMETERS (AREA 1)
MARCH 2014 - JULY 2015
Whirlpool Facility - Fort Smith, Arkansas

Well	Time - Time Stamp	TOC Elevation (feet)	Level/Depth TOC (feet)	Groundwater Elevation (feet)	Temperature (°C)	Conductivity (µS/cm)	DO (mg/L)	pH (SU)	ORP (mV)	Sodium Persulfate (mg/L)	H2O2 (µg/L)
IW-127	3/26/2014 14:44	473.61	10.94	462.67	18	419	1.6	5.77	339.9	8400	nm
IW-127	3/26/2014 16:16	473.61	10.28	463.33	16.73	2129	2.57	11.26	209.8	1400	nm
IW-127	3/26/2014 17:49	473.61	10.19	463.42	17.87	79752	1.47	13.17	297.5	14700	nm
IW-127	3/27/2014 9:41	473.61	10.68	462.93	18.35	60259	1.13	12.99	306.8	>21000	nm
IW-127	3/27/2014 16:20	473.61	10.55	463.06	19.3	27441	1.24	12.79	311.6	11200	nm
IW-127	3/29/2014 8:04	473.61	11.13	462.48	15.72	21938	2.19	12.77	150.4	14000	nm
IW-127	3/31/2014 7:47	473.61	10.82	462.79	17.79	18291	1.81	12.62	73.9	14000	nm
IW-127	4/7/2014 20:30	473.61	10.82	462.79	18.47	9653	2.5	12	81.5	16800	nm
IW-127	4/14/2014 12:51	473.61	10.79	462.82	17.46	9123	1.85	11.81	95.6	11200	nm
IW-127	4/29/2014 10:57	473.61	10.32	463.29	18.04	6763	4.54	10.29	98.2	8400	nm
IW-127	5/29/2014 11:55	473.61	10.11	463.5	19.89	4882	0.16	6.77	294.8	2100	nm
IW-127	12/4/2014 14:29	473.61	9.62	463.99	18.58	8945	0.22	10.38	216.3	12600	nm
IW-132	10/23/2014 14:03	475.49	11.36	464.13	21.95	1261	0.57	5.41	261.7	0	nm
IW-132	11/1/2014 9:39	475.49	10.98	464.51	19.9	1142	3.57	5.35	298.9	nm	0.4
IW-135	10/23/2014 14:29	475.49	9.64	465.85	23.65	1107	0.17	5.32	265.8	0	nm
IW-140	10/31/2014 14:37	474.18	9.17	465.01	20.33	929	5.31	5.45	247	nm	1
IW-141	10/23/2014 16:57	473.36	9.21	464.15	22.73	1465	0.32	5.91	36.6	nm	nm
IW-141	10/30/2014 16:58	473.36	8.36	465	21.77	11.63	2.02	5.53	348.3	nm	0
IW-141	10/31/2014 16:07	473.36	7.56	465.8	21.35	1222	5.31	5.81	237	nm	0.8
IW-141	11/1/2014 9:25	473.36	8.86	464.5	20.45	1212	5.34	5.66	322.2	nm	0.6
IW-141	11/4/2014 13:40	473.36	8.67	464.69	21.52	25569	3.33	12.82	143.2	17500	INT
IW-141	12/5/2014 12:56	473.36	9.45	463.91	19.27	14082	1.63	12.55	164.2	22400	nm
IW-142	10/31/2014 16:21	472.95	6.82	466.13	22.57	1181	25.45	6.12	233	nm	0.2
IW-143	10/23/2014 1:22	472.95	8.86	464.09	23.44	1196	0.22	5.16	306.8	0	nm
IW-147	10/23/2014 15:15	473.13	8.96	464.17	22.52	1958	2.74	5.36	140.3	nm	nm
IW-147	11/4/2014 13:53	473.13	8.42	464.71	20.63	34955	13.38	12.92	172.3	21000	INT
IW-147	12/5/2014 11:02	473.13	9.06	464.07	19.2	12754	4.92	12	90.2	2800	nm
IW-148	11/1/2014 9:47	473.14	8.77	464.37	20.28	1270	28.45	5.5	312.4	nm	0
IW-150	10/31/2014 16:50	473.12	7.14	465.98	21.01	1007	12.7	5.35	275.9	nm	0.8
IW-150	11/1/2014 9:07	473.12	8.69	464.43	21.06	1012	17.08	5.37	340.4	nm	0.4
IW-152	10/22/2014 16:43	473.24	9.12	464.12	23.31	829	1	5.63	143.7	0	nm
IW-152	11/4/2014 13:59	473.24	8.8	464.44	21.39	61899	9.17	13.05	267.2	35000	INT
IW-152	12/4/2014 16:18	473.24	9.55	463.69	19.96	50174	90.95	13.12	264.3	21000	nm
IW-153	10/23/2014 11:51	473	8.78	464.22	20.9	1322	0.89	6.18	188.6	0	nm
IW-153	12/4/2014 9:09	473	9.09	463.91	17.21	22999	1.78	12.65	133.3	24500	nm *
IW-155	10/23/2014 13:02	473.28	9.39	463.89	22.42	1391	0.83	5.22	272.1	0	nm
IW-155	10/31/2014 15:18	473.28	8	465.28	21.28	1533	27.75	5.22	274.6	nm	2
IW-157	10/23/2014 11:49	473.38	9.37	464.01	21.31	1262	0.54	5.19	334.6	0	nm
IW-157	11/1/2014 9:20	473.38	8.95	464.43	19.93	1023	10.22	5.26	338.7	nm	0
IW-157	11/4/2014 14:05	473.38	8.73	464.65	20.68	15940	6.26	12.71	121.6	14000	INT
IW-157	12/5/2014 9:00	473.38	9.44	463.94	17.81	7729	65.43	12.28	311.3	4200	nm
IW-159	10/31/2014 16:40	473.09	7.38	465.71	20.65	938	11.36	5.4	257.2	nm	0.6
IW-163	11/1/2014 8:35	473.78	9.3	464.48	19.36	1504	11.47	5.11	266.7	nm	0
IW-165	10/30/2014 15:17	473.23	8.3	464.93	20.5	1094	11.59	5.38	347.9	nm	0
IW-165	11/1/2014 9:13	473.23	8.81	464.42	19.04	1101	10.57	5.17	333.8	nm	0
IW-168	10/31/2014 3:42	473.40	8.11	465.29	21.02	1066	14.17	5.47	272.7	nm	0
IW-169	10/22/2014 13:00	nm	9.91	nm	20.9	1575	0.25	5.39	54.1	0	nm

Notes:

nm = Not measured
TOC = Top of casing
DO = Dissolved oxygen
ORP = Oxidation reduction potential
µS/cm = Microsiemens per centimeter
mg/L = Milligrams per liter
SU = Standard unit
mV = Millivolts
*DTW measured earlier in the day prior to measurement of geochemical parameters.
INT - Matrix interference prevented accurate peroxide measurements

Injection Start	Injection Stop
10/28/2014	11/3/2014

TABLE 16
SUMMARY OF FIELD PARAMETERS (SUPPLEMENTAL NECK AREA)
MARCH 2014 - JULY 2015
Whirlpool Facility - Fort Smith, Arkansas

Well	Time - Time Stamp	Level/Depth TOC (feet)	Temperature (°C)	Conductivity (µS/cm)	DO (mg/L)	pH (SU)	ORP (mV)	Sodium Persulfate (mg/L)
ITMW-16	5/13/2014	14.61	18.47	146	7.43	6.42	208.3	nm
ITMW-16	6/6/2014 9:09	14.23	19.82	226	4.63	6.3	265.9	21
ITMW-16	6/11/2014 7:52	14.41	20.08	251	6.23	5.93	277.7	0
ITMW-16	7/8/2014 15:00	14.75	21.9	497	3.94	7.93	228	210
ITMW-16	7/30/2014 0:00	14.85	21.53	233	0.42	5.78	172.6	nm
ITMW-16	10/15/2014 0:00	14.45	19.76	216	6.6	7.03	92.7	nm
ITMW-16	1/14/2015 12:35	15.1	16.02	222	5.73	6.92	59	0
ITMW-16	4/14/2015 17:14	14.81	17.86	82	6.97	6.49	212.7	nm
ITMW-16	7/22/2015 8:00	20.01	26.3	147	5.63	6.31	239.1	0
IW-101	3/24/2014 16:16	12.98	20.05	1111	2.67	5.32	181.6	nm
IW-101	3/24/2014 17:15	12.66	19.87	1119	5.04	5.32	193.4	nm
IW-101	3/24/2014 18:18	12.93	19.56	1106	5.39	5.45	171.4	nm
IW-101	3/25/2014 7:59	13.3	16.42	1235	5.32	5.46	317.4	nm
IW-101	3/25/2014 10:30	13.28	17.48	1209	4.01	5.47	296.5	nm
IW-101	3/25/2014 12:34	13.21	18.59	1196	3.56	5.44	274.6	nm
IW-101	3/25/2014 14:54	13.13	19.07	1174	5.02	5.45	326.8	nm
IW-101	3/25/2014 17:03	13.11	19.04	1171	4.4	5.45	287.2	0
IW-101	3/26/2014 9:44	13.12	18.36	1190	2.04	5.23	94.2	0
IW-101	3/26/2014 15:04	12.94	19	1106	2.48	5.09	414.6	nm
IW-101	3/27/2014 10:06	12.55	19.47	1110	2.25	5.4	449.2	nm
IW-101	3/27/2014 16:48	12.45	20.55	1184	2.8	5.75	484.3	nm
IW-101	3/29/2014 8:42	13.09	18.23	1263	3.71	5.38	355.3	2.1
IW-101	3/31/2014 8:17	12.77	18.32	1256	21.74	5.32	84.9	1.4
IW-101	4/7/2014 19:13	12.59	19.66	1108	9.34	5.51	104.9	1.4
IW-101	4/14/2014 11:38	12.72	18.38	1165	13.23	5.59	49.4	0.7
IW-101	4/30/2014 10:36	12.65	19.15	1566	11.35	5.38	222.3	1.4
IW-101	5/23/2014 12:45	12.45	22.15	1532	3.83	4.93	456.3	nm
IW-101	5/28/2014 12:20	12.2	nm	1711	nm	6.79	nm	560
IW-101	5/28/2014 14:16	12.08	nm	1661	nm	6.09	nm	560
IW-101	5/28/2014 16:55	11.88	nm	1571	nm	6.9	nm	420
IW-101	5/29/2014 8:01	11.75	nm	1683	nm	5.7	nm	420
IW-101	5/29/2014 10:24	11.46	nm	1758	nm	5.79	nm	700
IW-101	5/29/2014 15:38	11.3	nm	1877	nm	4.84	nm	nm
IW-101	5/30/2014 8:47	11.25	20.01	2805	13.5	6.39	239	1400
IW-101	5/30/2014 12:32	11.17	nm	3238	13.33	5.62	285	2100
IW-101	5/30/2014 14:24	11.55	20.86	5555	18.2	5.62	309.7	3500
IW-101	5/30/2014 18:21	11.26	20.62	5848	14.22	5.57	2085	3500
IW-101	5/31/2014 14:52	12.05	nm	1599	nm	5.58	nm	420
IW-101	5/31/2014 15:55	11.87	nm	1905	nm	7.54	nm	700
IW-101	6/2/2014 15:06	11.11	21.06	7125	20.55	9.84	321.2	10500
IW-101	6/4/2014 7:56	11.18	20.88	5699	25.65	5.66	366	3500
IW-101	6/6/2014 8:56	11.24	20.78	5436	18.91	5.61	293.8	8400
IW-101	6/11/2014 8:08	11.44	20.86	5070	23.35	5.7	344.5	2800
IW-101	7/8/2014 15:20	11.59	24.43	2761	15.59	4.76	22.6	4200
IW-101	9/12/2014 10:40	12.2	22.92	2280	6.78	10.8	-25.4	2100
IW-130	4/29/2014 13:09	12.42	19.47	41946	21.62	12.9	115.8	14700
IW-130	5/23/2014 14:34	12.54	21.95	16091	11.75	12.3	180.7	nm
IW-130	5/28/2014 12:46	12.17	nm	16604	nm	12.5	nm	4900
IW-130	5/28/2014 14:11	11.99	nm	17845	nm	12.5	nm	4900
IW-130	5/28/2014 16:55	11.84	nm	19493	nm	12.5	nm	4900
IW-130	5/29/2014 8:00	11.71	nm	38604	nm	12.9	nm	14000
IW-130	5/29/2014 10:23	11.44	nm	25138	nm	12.6	nm	14000
IW-130	5/29/2014 15:38	11.02	nm	32677	nm	12.8	nm	nm
IW-130	5/30/2014 8:46	11.14	21.08	42145	21.2	12.9	134	16800
IW-130	5/30/2014 12:38	12.07	nm	17894	nm	12.5	nm	3500
IW-130	5/30/2014 14:24	11.92	nm	35648	nm	12.8	nm	14000
IW-130	6/6/2014 8:58	11.27	21.25	27089	18.44	12.8	133.9	10500
IW-130	6/11/2014 8:30	11.55	21.45	26962	20.72	12.9	153.7	10500
IW-130	7/8/2014 11:34	11.61	22.95	18296	28.33	11.8	-64	14700
IW-130	9/12/2014 10:58	11.85	22.85	13135	19.39	11.7	-199.7	8400

TABLE 16
SUMMARY OF FIELD PARAMETERS (SUPPLEMENTAL NECK AREA)
MARCH 2014 - JULY 2015
Whirlpool Facility - Fort Smith, Arkansas

Well	Time - Time Stamp	Level/Depth TOC (feet)	Temperature (°C)	Conductivity (µS/cm)	DO (mg/L)	pH (SU)	ORP (mV)	Sodium Persulfate (mg/L)
MW-23	5/22/2014 17:19	12.3	21.11	1101	1.28	4.83	287.4	nm
MW-23	5/30/2014 14:24	11.2	20.61	1077	2.09	4.67	174	0
MW-23	5/30/2014 17:54	11.13	nm	1026	35.6	4.33	60	0
MW-23	5/31/2014 14:44	11.43	20.21	1024	3.72	4.56	20.6	nm
MW-23	5/31/2014 15:51	11.15	20.42	1108	2.01	4.37	3.2	1.4
MW-23	6/2/2014 14:59	11.02	20.21	1076	3.11	4.33	374.8	4.2
MW-23	6/4/2014 7:39	11.08	20.4	1148	3.05	4.46	419.3	21
MW-23	6/6/2014 8:48	11.14	20.01	1056	3.69	4.31	311.9	1.4
MW-23	6/11/2014 7:39	11.35	19.81	1060	3.47	4.86	289.3	2.1
MW-23	7/8/2014 12:40	11.53	22.4	1167	0.98	4.98	193.9	0.7
MW-23	9/12/2014 8:45	11.88	21.82	925	1.31	4.84	246.3	0
MW-23	10/23/2014 8:26	11.61	21.51	1236	0.54	4.87	298.4	70
MW-23	1/15/2015 14:34	12.03	17.6	2092	0.68	4.95	343.3	560
MW-23	4/14/2015 17:09	11.66	19.11	1892	0.73	4.92	-84.4	nm
MW-23	7/23/2015 9:00	10.42	24.58	1979	0.27	4.71	403.8	nm
MW-24	5/22/2014 16:01	12.92	22.12	1044	1.65	5.01	271.6	nm
MW-24	5/28/2014 13:56	12.63	nm	1008	nm	5.13	nm	nm
MW-24	5/28/2014 15:43	nm	nm	1024	nm	5.14	nm	0
MW-24	5/28/2014 17:30	nm	nm	1042	nm	5.13	nm	0
MW-24	5/29/2014 8:06	12.35	nm	1036	nm	4.78	nm	0
MW-24	5/29/2014 10:28	11.99	nm	1081	nm	5.01	nm	0
MW-24	5/29/2014 15:42	nm	nm	1118	nm	4.6	nm	nm
MW-24	5/30/2014 8:51	11.87	20.52	1125	1.97	4.61	189	0
MW-24	5/30/2014 12:23	11.75	nm	1110	2.12	4.48	22.1	0
MW-24	5/30/2014 14:24	12.17	20.37	1087	2.15	4.61	11.2	nm
MW-24	5/30/2014 18:01	11.92	21.17	1170	2.27	4.48	84.2	0.7
MW-24	5/31/2014 14:47	12.58	nm	1021	nm	4.81	nm	0
MW-24	5/31/2014 15:37	12.4	nm	1080	nm	4.76	nm	0
MW-24	6/2/2014 14:55	11.81	20.11	83	2.25	4.29	362.9	5.6
MW-24	6/4/2014 7:44	11.71	20.4	1205	2.03	4.15	416.1	70
MW-24	6/6/2014 8:46	11.74	20.49	1508	2.01	4.51	305	6300
MW-24	6/11/2014 7:44	11.97	19.98	1547	1.88	4.78	317.3	280
MW-24	7/8/2014 13:10	12.12	21.84	2665	0.16	3.99	26.3	2100
MW-24	9/12/2014 9:10	12.45	22.09	2060	1.01	11.5	-225.6	1260
MW-24	10/23/2014 10:25	12.19	22.27	2986	0.18	4.1	441.6	1400
MW-24	11/3/2014 13:59	11.4	22.03	1383	2.39	5.46	336.5	70
MW-24	11/4/2014 12:51	11.4	20.58	3147	2.27	3.7	485.6	2800
MW-24	1/15/2015 15:40	12.5	18.43	3516	0.26	3.76	375.9	420
MW-24	4/16/2015 11:30	12.28	19.68	2775	0.17	4.23	549.3	1,400
MW-24	7/23/2015 10:00	11.05	23.31	3770	0.18	3.69	507.9	nm
MW-83	5/23/2014 15:46	12.11	22.24	1857	0.31	5.98	268.6	nm
MW-83	5/28/2014 13:37	nm	nm	1409	nm	5.9	nm	140
MW-83	5/28/2014 14:36	11.79	nm	1466	nm	5.62	nm	140
MW-83	5/28/2014 16:57	11.62	nm	1580	nm	5.82	nm	280
MW-83	5/29/2014 8:04	11.5	nm	1669	nm	5.61	nm	420
MW-83	5/29/2014 10:26	11.19	nm	1972	nm	5.61	nm	420
MW-83	5/29/2014 15:40	11.03	nm	1708	nm	5.33	nm	nm
MW-83	5/30/2014 8:48	11.02	20.91	2330	1.17	5.71	216	700
MW-83	5/30/2014 12:28	10.88	nm	42272	1.47	12.9	48.1	21000
MW-83	5/30/2014 14:24	11.21	21.69	129101	4.85	13.1	245.9	>28000
MW-83	5/30/2014 18:13	10.92	22.41	129913	6.72	13.4	252.1	>35000
MW-83	5/31/2014 14:56	11.77	nm	1556	nm	5.43	nm	280
MW-83	5/31/2014 16:07	11.59	nm	1625	nm	5.54	nm	280
MW-83	6/2/2014 15:09	10.75	22.07	105304	9.42	13.1	385	>35000
MW-83	6/4/2014 8:00	11.87	21.36	60686	8.32	13.1	247.4	35000
MW-83	6/6/2014 9:10	10.94	21.09	51901	6.31	13.1	221.1	>35000
MW-83	6/11/2014 8:19	11.26	20.76	7067	2.2	11.7	2.7	4200
MW-83	7/8/2014 14:35	11.29	24.56	9974	0.54	11.7	141.9	16800
MW-83	9/12/2014 10:07	11.7	22.4	3619	0.55	7.39	179.9	2240
MW-83	10/23/2014 8:22	11.38	22.42	5273	1.74	9.88	205.3	2800
MW-83	1/15/2015 13:20	11.71	17.69	2790	0.9	6.14	322.1	1680
MW-83	4/16/2015 13:40	11.44	22.31	2231	0.45	6.32	389.7	280
MW-83	7/22/2015 14:00	10.16	23.55	2569	4.66	10.3	145.9	280

TABLE 16
SUMMARY OF FIELD PARAMETERS (SUPPLEMENTAL NECK AREA)
MARCH 2014 - JULY 2015
Whirlpool Facility - Fort Smith, Arkansas

Well	Time - Time Stamp	Level/Depth TOC (feet)	Temperature (°C)	Conductivity (µS/cm)	DO (mg/L)	pH (SU)	ORP (mV)	Sodium Persulfate (mg/L)
MW-84	5/28/2014 13:12	12.35	nm	1228	nm	5.33	nm	0
MW-84	5/28/2014 14:31	12.06	nm	1217	nm	5.63	nm	0
MW-84	5/28/2014 16:58	11.86	nm	1212	nm	5.36	nm	0
MW-84	5/29/2014 8:05	11.81	nm	1168	nm	5.05	nm	0
MW-84	5/29/2014 10:27	11.42	nm	1085	nm	5.07	nm	0
MW-84	5/29/2014 15:41	11.93	nm	1107	nm	5.46	nm	nm
MW-84	5/30/2014 8:49	11.17	20.59	939	1.48	5.02	173	0
MW-84	5/30/2014 12:00	11.15	nm	935	1.29	4.77	-49.4	0
MW-84	5/30/2014 14:24	11.55	20.79	921	1.85	4.78	5.3	nm
MW-84	5/30/2014 18:06	11.31	20.91	1874	1.35	5.72	-8.4	700
MW-84	5/31/2014 14:50	12.07	nm	1170	nm	5.05	nm	0
MW-84	5/31/2014 15:44	11.88	nm	1087	nm	5.11	nm	0
MW-84	6/2/2014 15:01	11.2	21.08	12298	1.73	12	198.2	700
MW-84	6/4/2014 7:50	11.2	20.65	3852	1.62	9.52	-88.2	3500
MW-84	6/6/2014 8:52	11.05	20.8	14450	2.19	12.3	-5.2	10500
MW-84	6/11/2014 8:03	11.27	20.51	3681	2.15	9.47	3	2100
MW-84	7/8/2014 13:40	11.44	25.14	21031	0.24	11.9	174.8	10500
MW-84	9/12/2014 11:20	12.03	22.55	14354	0.5	10.3	234.8	19600
MW-84	10/23/2014 9:26	11.56	22.74	14793	0.92	10.2	210.5	10500
MW-84	1/14/2015 15:30	11.97	18.92	11942	1.21	9.25	175.5	3500
MW-84	4/16/2015 8:45	11.64	18.88	8756	2.08	9.59	252.7	7000
MW-84	7/23/2015 11:58	11.52	26.35	8226	1.42	8.78	263.5	2100

Notes:
nm = Not measured
TOC = Top of casing
DO = Dissolved oxygen
ORP = Oxidation reduction potential
µS/cm = Microsiemens per centimeter
mg/L = Milligrams per liter
SU = Standard unit
mV = Millivolts

Injection Start	Injection Stop
5/28/2014 13:43	5/30/2014 14:05

TABLE 17
SUMMARY OF FIELD PARAMETERS (AREA 2 AND AREA 3)
MARCH 2014 - JULY 2015
Whirlpool Facility - Fort Smith, Arkansas

Well	Time - Time Stamp	Level/Depth TOC (feet)	Temperature (°C)	Conductivity (µS/cm)	DO (mg/L)	pH (SU)	ORP (mV)	Sodium Persulfate (mg/L)
MW-32	3/8/2014 10:05	12.89	17.21	1323	0.42	4.76	300.1	nm
MW-32	3/28/2014 10:20	12.57	18.25	1209	0.34	4.54	76.3	nm
MW-32	5/13/2014 15:35	12.52	19.07	1198	0.61	4.65	226.2	nm
MW-32	7/29/2014 13:18	11.68	26.28	1133	0.41	4.66	593	nm
MW-32	10/14/2014 14:30	11.3	22.85	1097	0.24	4.86	456.1	nm
MW-32	1/15/2015 14:50	12.04	16.97	1570	0.15	4.56	336.5	140
MW-32	4/15/2015 9:20	11.54	18.22	1359	0.31	5.03	366.3	70
MW-32	7/21/2015 17:15	10.27	23.39	1345	1.82	4.94	362.1	70
MW-33	3/8/2014 9:10	12.43	16.42	620	7.9	5.13	248.2	nm
MW-33	3/28/2014 12:05	11.79	18.63	685	0.47	4.76	84	nm
MW-33	5/14/2014 2:20	11.74	17.06	727	0.44	4.88	283.9	nm
MW-33	5/31/2014 15:06	10.48	22.07	523	2.68	4.53	215.6	nm
MW-33	6/5/2014 9:32	nm	20.69	754	2.39	4.54	357.7	14
MW-33	6/6/2014 9:45	nm	20.05	700	2.22	4.7	317.2	7
MW-33	6/11/2014 9:22	nm	20.72	601	1.67	4.64	628	28
MW-33	7/8/2014 15:30	nm	24.46	775	2.44	5.52	242.2	2.1
MW-33	7/29/2014 0:00	10.87	26.1	731	0.88	4.97	147.8	nm
MW-33	9/11/2014 15:27	10.81	22.01	510	1.55	5.75	272.3	0
MW-33	10/15/2014 0:00	10.66	22.48	799	0.85	5.13	313.2	nm
MW-33	1/14/2015 17:00	11.62	16.67	738	0.58	4.97	441.5	0
MW-33	4/15/2015 11:55	11.1	18.32	793	0.19	6.22	75.3	nm
MW-33	7/22/2015 9:00	9.67	22.74	1085	0.41	5.7	49.3	nm
MW-34	3/8/2014 13:30	11.46	17.07	1009	0.15	4.86	264.7	nm
MW-34	3/27/2014 11:15	10.91	16.27	838	0.29	4.73	80.3	nm
MW-34	5/13/2014 15:35	11.05	17.52	840	0.2	4.86	329.6	nm
MW-34	5/31/2014 12:02	10.1	20.92	788	3.72	4.96	182.9	nm
MW-34	6/2/2014 12:54	9.44	20.18	977	2.34	4.62	377	nm
MW-34	6/2/2014 16:47	nm	19.98	977	3.36	4.22	5.22	2.1
MW-34	6/3/2014 15:40	9.21	20.9	967	2.42	4.22	257.3	0
MW-34	6/5/2014 9:17	nm	18.31	988	1.57	4.47	357	70
MW-34	6/6/2014 9:37	nm	19.65	1004	2.62	4.78	312	35
MW-34	6/11/2014 9:51	nm	19.16	989	2.1	4.58	352.4	7
MW-34	7/9/2014 15:00	10.04	20.19	1366	2.53	5.16	391.3	560
MW-34	7/29/2014 0:00	10.21	26.66	1549	1.1	4.51	350.9	700
MW-34	9/11/2014 15:57	10.32	19.86	1093	2.11	5.14	276.6	280
MW-34	10/15/2014 0:00	9.95	18.65	2029	1.1	4.67	513.5	700
MW-34	1/13/2015 13:20	10.71	15.05	2435	0.49	4.55	429.7	2700
MW-34	4/14/2015 15:50	10.25	17.56	1745	5.14	4.62	333.1	nm
MW-34	7/21/2015 12:10	8.79	22.1	1105	2.96	5.19	36.7	350
MW-35R	3/8/2014 10:55	10.4	17.62	1202	2.64	5.63	255.2	nm
MW-35R	3/26/2014 12:20	10.92	16.88	1093	0.44	5.34	90.6	nm
MW-35R	3/29/2014 11:23	11.15	16.82	4034	2.22	11.39	118.1	4200
MW-35R	3/31/2014 9:52	10.82	16.34	1468	3.06	6.31	90.2	4.2
MW-35R	4/7/2014 16:25	10.6	15.96	858	3	6.32	84.2	1.4
MW-35R	4/14/2014 10:41	10.71	15.1	1326	2.06	6.45	63.1	2.1
MW-35R	5/13/2014 17:05	10.78	16.88	1478	2.35	6.26	267.4	nm
MW-35R	5/31/2014 10:40	9.76	18.95	891	3.7	6.05	182	nm
MW-35R	6/2/2014 9:05	9.01	19.26	17793	1.81	12.46	204.7	21000
MW-35R	6/2/2014 13:01	8.93	18.92	31768	2.7	12.94	273	17500
MW-35R	6/2/2014 17:42	9.61	18.1	5464	2.71	10.43	190.6	3500
MW-35R	7/9/2014 13:28	9.77	19.84	23506	1.96	11.06	-7.2	4900
MW-35R	7/30/2014 0:00	9.38	20.4	20232	0.3	12.11	163	>20000
MW-35R	9/11/2014 15:27	9.89	21.42	1153	3.05	8.91	318.6	420
MW-35R	10/14/2014 0:00	9.51	20.95	16092	0.32	11.7	138.4	14700
MW-35R	1/13/2015 10:35	10.38	14.68	17960	0.82	8.31	297.2	8400
MW-35R	4/14/2015 17:15	9.88	17.82	15767	2.04	6.74	201.7	16,800
MW-35R	7/21/2015 9:35	8.52	21.61	14775	4.51	6.09	526.9	14,000
MW-36	3/6/2014 13:55	10.42	16.13	791	0.27	5.21	313	nm
MW-36	5/13/2014 12:15	10.01	16.91	916	1.36	5.06	197.5	nm
MW-36	5/31/2014 12:54	9.05	19.23	548	3.32	4.25	273.1	nm
MW-36	6/3/2014 15:24	7.8	20.05	834	2.79	4.27	262.5	2.8
MW-36	6/8/2014 18:06	nm	19	864	3.53	4.31	329.8	5.6
MW-36	6/9/2014 23:50	nm	18.59	923	1.79	4.53	319.7	210
MW-36	6/11/2014 10:04	nm	18.76	1204	0.93	4.72	342.7	420
MW-36	7/9/2014 14:30	8.99	21.75	1372	2.82	6.19	-31.8	700
MW-36	7/29/2014 0:00	9.24	22.4	1415	0.15	4.85	168.3	nm
MW-36	9/11/2014 15:27	9.11	20.49	1156	2.25	5.23	300.5	560
MW-36	10/14/2014 0:00	8.72	19.77	1461	0.52	5.08	460.8	1260
MW-36	1/12/2015 15:30	9.41	14.08	1375	0.35	5.14	399.9	0
MW-36	4/14/2015 13:45	9.27	17.72	1398	7.14	4.88	315.2	560
MW-36	7/20/2015 16:15	7.71	22.8	5730	0.21	4.52	147.6	nm

TABLE 17
SUMMARY OF FIELD PARAMETERS (AREA 2 AND AREA 3)
MARCH 2014 - JULY 2015
Whirlpool Facility - Fort Smith, Arkansas

Well	Time - Time Stamp	Level/Depth TOC (feet)	Temperature (°C)	Conductivity (µS/cm)	DO (mg/L)	pH (SU)	ORP (mV)	Sodium Persulfate (mg/L)
MW-65	3/8/2014 11:35	11.12	16.89	1489	0.6	5.08	278.9	nm
MW-65	3/26/2014 12:20	11.04	15.98	1399	0.79	5.33	423.5	nm
MW-65	3/29/2014 13:28	11.15	17.35	1415	4.3	5.22	322.2	1.4
MW-65	3/31/2014 9:59	10.84	18.05	1628	3.37	5.05	85.9	7
MW-65	4/7/2014 17:01	10.63	16.32	1407	4.43	5.04	88.7	1.4
MW-65	4/14/2014 10:46	10.74	14.19	1793	3.34	4.95	67.7	5.6
MW-65	5/14/2014 9:15	10.77	15.36	1918	3.47	4.91	345.4	nm
MW-65	5/31/2014 9:47	9.8	18.21	1070	2.9	4.98	51.2	nm
MW-65	6/2/2014 12:42	9.11	18.97	240152	2.07	13.64	412.3	>35000
MW-65	6/2/2014 17:47	9.54	18.21	108917	5.2	13.36	381.9	>35000
MW-65	6/3/2014 16:21	9.43	19.09	112875	5.76	13.46	306.5	>35000
MW-65	6/5/2014 9:45	9.83	18.49	111937	11.56	13.51	324.4	>35000
MW-65	6/6/2014 10:09	9.99	18.41	100329	12.43	13.41	284.6	>35000
MW-65	6/11/2014 10:16	10.12	18.41	90942	12.38	13.54	246	>35000
MW-65	7/30/2014 0:00	10.09	20.42	28015	9.83	12.63	302.1	>28000
MW-65	9/11/2014 15:57	4.93	19.66	14196	12.82	12.5	147	12600
MW-65	10/14/2014 0:00	9.56	20.18	13176	6.02	11.98	121.9	nm
MW-65	1/13/2015 0:00	10.33	16.78	11520	6.97	11.74	211.6	2100
MW-65	4/15/2015 9:50	9.91	17.26	10973	2.8	10.65	109.8	3,500
MW-65	7/20/2015 16:30	8.48	21.83	8965	2.14	10.14	20.1	35,000
IW-76	3/8/2014 9:15	8.64	15.72	970	1.39	5.46	683.1	nm
IW-76	3/27/2014 9:40	9.24	14.55	992	1.5	5.33	680.4	nm
IW-76	5/14/2014 0:00	9.3	15.68	1027	1.84	5.25	735.1	nm
IW-76	5/31/2014 10:21	8.31	nm	1051	18.1	4.83	660	nm
IW-76	6/2/2014 16:56	7.45	18.15	1368	1.63	4.65	746.1	280
IW-76	6/5/2014 9:41	nm	18.02	2075	1.36	7.19	575.5	700
IW-76	6/6/2014 9:59	7.85	17.35	2044	1.44	5.17	756.6	1400
IW-76	6/11/2014 9:19	7.98	18.24	2316	2.73	4.94	747.3	1400
IW-76	6/14/2014 19:19	7.98	18.24	2316	2.73	4.94	747.3	1400
IW-76	7/9/2014 10:55	8.3	18.42	804	5.19	5.98	341.1	70
IW-76	7/29/2014 10:10	8.42	18.95	2751	0.58	5.19	727.2	nm
IW-76	10/15/2014 9:49	8.19	18.75	3023	0.22	5.16	694.4	2100
IW-76	1/14/2015 12:25	8.69	15.07	2316	0.82	5.06	321.9	420
IW-76	4/15/2015 0:00	9.45	16.39	1776	1.37	5.47	124.5	nm
IW-76	7/21/2015 14:10	7.07	20.9	1976	0.38	5.12	122.7	nm
IW-77	3/8/2014 0:00	10.25	16.77	741	1.43	5.52	512.1	nm
IW-77	3/26/2014 0:00	10.09	16.12	827	1.3	4.91	91.2	nm
IW-77	3/29/2014 11:32	10.25	16.3	909	2.19	5.29	256.5	0
IW-77	3/31/2014 9:55	9.91	16.63	92.3	2.48	5.08	89.8	0
IW-77	4/7/2014 16:30	9.72	16.13	880	3.03	5.17	90.6	0
IW-77	4/14/2014 10:56	9.82	14.16	885	2.58	5.26	59.8	0.7
IW-77	5/31/2014 9:33	8.43	18.24	814	1.47	4.77	25.3	nm
IW-77	5/31/2014 13:45	8.12	17.14	901	1.96	4.39	96.1	nm
IW-77	5/31/2014 16:43	8.19	16.98	941	1.63	4.57	51.9	nm
IW-77	5/31/2014 18:10	8.8	18.81	13858	0.094	12.09	13.3	12600
IW-77	6/1/2014 11:03	8.26	17.62	1394	15.7	4.76	19.7	70
IW-77	6/1/2014 14:00	7.98	18.81	22790	1.09	12.74	82.9	16800
IW-77	6/1/2014 17:28	7.96	17.84	5709	2.23	10.32	292.2	10500
IW-77	6/2/2014 8:56	7.79	17.23	4451	1.68	8.06	319.5	4900
IW-77	6/2/2014 17:10	8.88	18.11	399	3.8	5.36	74.3	nm
IW-77	6/3/2014 9:40	8.72	18.32	62443	1.48	13.27	298	28000
IW-77	6/3/2014 16:10	8.48	17.28	5429	2.98	9.01	251.3	8400
IW-77	6/5/2014 9:29	8.6	17.5	3095	2	6.63	339.4	2800
IW-77	6/6/2014 10:05	8.29	17.34	4544	2.51	6.84	305.1	4200
IW-77	6/11/2014 9:45	8.56	18.6	7195	3.03	12.07	37.4	4200
IW-77	7/9/2014 12:35	8.89	19.28	5272	0.27	9.87	252.6	8400
IW-77	7/29/2015 17:40	8.94	21.88	3667	0.6	6.74	264.4	2100
IW-77	9/11/2014 15:27	8.98	19.51	1548	4.23	6.33	321.4	1680
IW-77	10/15/2014 10:05	8.81	18.8	3918	0.85	5.88	464.2	4200
IW-77	10/23/2014 16:14	9.7	19.76	4426	0.79	6.13	356.8	nm
IW-77	1/14/2015 15:05	9.18	16.9	6966	0.37	5.88	357.4	2800
IW-77	4/14/2015 9:20	9.01	16.47	5108	0.67	5.59	175.5	2,800
IW-77	7/21/2015 11:30	7.65	20.81	6159	0.43	5.82	237.4	4,200
IW-78	5/28/2014 13:14	10.81	18.41	2271	0.49	5.44	263	nm
IW-78	5/31/2014 13:04	9.37	18.18	1415	3.72	5.04	158	nm
IW-78	7/9/2014 13:25	9.36	23.56	18058	4.81	12.73	231.8	14000
IW-78	9/11/2014 14:05	9.49	21.31	8436	1.86	6.96	388.9	8400

TABLE 17
SUMMARY OF FIELD PARAMETERS (AREA 2 AND AREA 3)
MARCH 2014 - JULY 2015
Whirlpool Facility - Fort Smith, Arkansas

Well	Time - Time Stamp	Level/Depth TOC (feet)	Temperature (°C)	Conductivity (µS/cm)	DO (mg/L)	pH (SU)	ORP (mV)	Sodium Persulfate (mg/L)
IW-79	3/29/2014 11:16	11.17	16.84	1140	3.79	5.97	317.8	nm
IW-79	3/31/2014 9:50	10.74	16.58	1153	3.85	5.9	88.5	2.1
IW-79	4/7/2014 16:12	10.34	15.93	230	8.45	6.11	85.1	0.7
IW-79	4/14/2014 10:35	10.63	14.82	1143	4.87	6.07	59.6	2.8
IW-79	5/28/2014 12:10	10.15	19.38	829	1.67	5.97	203.7	nm
IW-79	5/31/2014 11:43	9.7	18.72	320	4.07	5.76	475.3	nm
IW-79	6/2/2014 10:42	9.14	18.38	1353	2.31	5.53	266	700
IW-79	6/2/2014 13:16	8.97	18.01	633	3.54	5.01	368.6	210
IW-79	6/2/2014 17:38	8.82	18.16	873	3.21	5.2	699.1	280
IW-79	6/3/2014 16:12	8.44	18.75	9057	8.78	12.39	56.2	3500
IW-79	7/9/2014 11:10	9.7	21.15	12000	5.31	11.18	49.4	14000
IW-79	9/11/2014 12:45	9.8	21.76	2726	3.04	10.31	142	1400
IW-80	3/8/2014 12:50	10.43	16.84	581	1.32	5.78	633.9	nm
IW-80	3/26/2014 15:40	10.54	14.82	639	2.42	5.99	551.3	nm
IW-80	5/31/2014 11:39	9.28	19.52	700	1.42	5.8	597.3	nm
IW-80	6/2/2014 17:34	8.35	18.69	875	1.57	5.4	757.9	280
IW-80	6/5/2014 9:39	8.86	18.42	74507	7.74	13.31	298.6	28000
IW-80	6/6/2014 10:01	8.67	19.08	101735	9.16	13.46	298.7	>35000
IW-80	6/11/2014 10:01	8.99	18.7	31522	8.69	12.99	143.7	21000
IW-80	7/9/2014 14:05	9.25	20.08	1464	3.59	7.11	483.2	1680
IW-80	7/30/2014 10:10	9.34	19.84	4624	2.19	6.45	727.2	2800
IW-80	9/11/2014 15:27	9.37	19.73	7435	3.87	6.41	408.8	11200
IW-80	10/14/2014 11:00	9.00	20.97	6832	1.5	6.55	379.2	6300
IW-80	1/13/2015 12:15	10.79	17.26	2587	2.13	6.31	446.2	1400
IW-80	4/14/2015 13:30	9.43	17.23	1295	4.36	5.72	127.7	420
IW-80	7/21/2015 9:20	8.03	20.29	2582	1.01	6.36	10	560
MW-81	5/29/2014 9:04	9.73	17.87	1098	0.23	4.98	-159.2	nm
MW-81	5/31/2014 10:05	9.43	18.43	1030	1	4.85	-30.5	nm
MW-81	5/31/2014 16:40	8.8	17.78	1082	1.74	4.45	32	nm
MW-81	5/31/2014 18:06	8.79	17.77	1075	1.12	4.41	-28.1	nm
MW-81	6/1/2014 11:00	9.35	18.15	1141	1.49	4.22	2.9	nm
MW-81	6/1/2014 13:52	8.81	18.01	1136	1.64	4.7	-67.8	21
MW-81	6/1/2014 17:21	8.6	18.12	1166	1.22	4.59	13.4	21
MW-81	6/2/2014 8:45	9.26	17.43	1169	1.34	11.68	36.1	2.8
MW-81	6/3/2014 16:05	8.39	18.08	2497	1.32	4.68	12.6	2100
MW-81	6/3/2014 9:31	9.15	18.4	2048	2.55	4.44	-3.5	1400
MW-81	6/5/2014 9:15	8.8	17.83	1880	1.99	4.71	39.6	700
MW-81	6/6/2014 9:54	8.89	17.49	2500	1.71	4.78	-82.7	2100
MW-81	6/11/2014 9:30	9.11	18.65	2313	1.61	4.74	9.8	1400
MW-81	7/9/2014 10:10	9.42	18.94	2687	0.31	5.01	5	3500
MW-81	9/11/2014 15:00	9.55	20.12	2461	0.6	4.88	246.9	4200
MW-81	1/13/2015 16:00	9.93	16.79	4506	0.3	5.86	370.9	1400
MW-81	4/15/2015 16:25	9.46	17.99	141	4.18	6.68	142.4	nm
MW-81	7/22/2015 8:55	8.16	20.66	1740	0.4	5.32	84.2	140
MW-82	5/28/2014 16:44	9.85	18.85	1102	0.28	4.97	0.9	nm
MW-82	5/31/2014 10:02	9.5	18.79	1033	1.24	4.83	13.8	nm
MW-82	5/31/2014 13:52	9.03	18.39	1025	0.94	4.49	22.1	nm
MW-82	5/31/2014 16:32	8.82	18.04	1089	1.54	4.9	87.5	nm
MW-82	5/31/2014 18:01	8.92	18.02	1064	1.47	4.74	6	nm
MW-82	6/1/2014 10:56	9.42	18.46	1124	1.88	4.03	106.3	nm
MW-82	6/1/2014 13:49	8.92	18.61	1139	1.77	4.8	33.6	nm
MW-82	6/1/2014 17:16	8.64	18.98	1484	1.94	5.14	255.9	840
MW-82	6/2/2014 8:40	9.33	17.85	1560	1.43	4.44	105.2	420
MW-82	6/3/2014 9:35	9.21	17.96	3321	1.9	4.42	170	2800
MW-82	6/3/2014 16:08	8.58	17.82	2213	1.68	4.55	170	1400
MW-82	6/5/2014 9:12	8.88	17.71	4493	2.05	4.62	225	4200
MW-82	6/6/2014 9:43	9.06	17.73	4105	1.78	4.67	176.1	4200
MW-82	6/11/2014 9:36	9.18	18.77	4712	3.28	6.33	194.2	2800
MW-82	7/9/2014 10:10	9.5	19.84	6630	0.1	4.63	226.6	14000
MW-82	9/11/2014 14:28	9.65	21.09	4071	0.9	5.88	348.1	4200
MW-82	1/13/2015 16:15	9.84	15.26	2152	0.42	5.08	279	700
MW-82	4/15/2015 17:12	9.29	17.53	1388	5.01	5.82	121.7	700
MW-82	7/22/2015 9:10	18.12	22.25	1020	2.25	6.16	190.4	70

TABLE 17
SUMMARY OF FIELD PARAMETERS (AREA 2 AND AREA 3)
MARCH 2014 - JULY 2015
Whirlpool Facility - Fort Smith, Arkansas

Well	Time - Time Stamp	Level/Depth TOC (feet)	Temperature (°C)	Conductivity (µS/cm)	DO (mg/L)	pH (SU)	ORP (mV)	Sodium Persulfate (mg/L)
IW-113	3/26/2014 8:25	11.1	14.83	834	2.3	5.38	255.5	2.8
IW-113	3/26/2014 10:53	nm	15.93	1420	1.51	6.03	212.4	nm
IW-113	3/26/2014 12:51	10.91	16.97	100106	1.28	13.32	244.4	21000
IW-113	3/26/2014 16:45	10.87	15.47	5942	1.85	11.95	177.9	1400
IW-113	3/27/2014 8:29	10.59	17.12	15772	1.83	12.54	200.7	4900
IW-113	3/27/2014 13:30	10.48	19.02	118915	1.43	12.94	367.1	28000
IW-113	3/27/2014 17:53	10.43	18.53	6293	1.95	11.91	218.6	5600
IW-113	3/29/2014 10:20	11.08	15.53	3009	2.82	10.52	280.2	700
IW-113	3/31/2014 9:07	10.74	16.96	2659	2.4	9.92	98.6	1400
IW-113	4/7/2014 15:33	10.54	16.66	1406	4.23	6.49	80.4	700
IW-113	4/14/2014 9:21	10.64	15.28	1228	2.74	6.45	21.7	2.8
IW-113	6/2/2014 10:21	9.37	17.64	1014	1.48	4.99	265.1	14
IW-114	3/26/2014 9:16	10.81	15.05	1010	3.23	5.25	271.3	2.1
IW-114	3/26/2014 10:58	10.44	15.63	131400	1.3	13.19	225.5	14000
IW-114	3/26/2014 12:57	10.42	16.34	167706	1.05	13.4	285.6	28000
IW-114	3/26/2014 16:51	10.37	15.53	77250	2.08	12.89	291.3	1400
IW-114	3/27/2014 8:32	10.1	15.67	16778	1.61	12.59	196.6	2800
IW-114	3/27/2014 13:36	9.98	17.9	64495	1.83	13.03	335.9	14000
IW-114	3/27/2014 17:56	9.93	18.5	39026	2.55	12.83	299.1	14000
IW-114	3/29/2014 10:23	10.59	15.6	11081	3.19	12.41	157.1	4200
IW-114	3/31/2014 9:11	10.25	16.13	6738	4.25	12.05	88.6	2100
IW-114	4/7/2014 16:55	10.06	17.18	1475	5.75	9.29	91	2.1
IW-114	4/14/2014 9:36	10.15	14.55	2122	2.95	11.12	49.6	2.1
IW-114	5/1/2014 11:02	10.17	17.66	1566	5.21	7.34	100.8	2.1
IW-114	5/31/2014 12:16	nm	18.9	1412	0.65	5.9	116.1	nm
IW-115	3/26/2014 8:50	10.82	15.2	906	1.64	4.97	266	1.4
IW-115	3/26/2014 11:01	10.64	16.7	1146	2.09	6.56	277.6	nm
IW-115	3/26/2014 13:01	10.63	16.65	2527	1.93	10.17	202.3	700
IW-115	3/26/2014 16:47	10.59	15.15	5868	1.24	11.19	178.9	700
IW-115	3/27/2014 8:35	10.31	15.73	2341	1.74	8.99	229.4	700
IW-115	3/27/2014 13:43	10.2	17.35	8364	1.88	12.41	247	5600
IW-115	3/27/2014 17:59	10.15	17.97	14576	1.24	12.66	309.9	11200
IW-115	3/29/2014 10:27	10.81	15.97	3844	2.32	10.95	169.3	1400
IW-115	3/31/2014 9:18	10.47	16.93	3012	2.76	9.97	97.9	1400
IW-115	4/7/2014 15:40	10.28	16.38	1427	3.78	6.09	81.6	5.6
IW-115	4/14/2014 9:48	10.36	14.66	1284	2.68	6.47	48.1	1.4
IW-115	5/28/2014 14:14	9.87	18.44	1130	0.34	5.42	126	nm
IW-115	6/2/2014 10:53	8.65	17.77	1215	1.55	5.33	248.1	35
IW-115	6/2/2014 13:08	8.58	18.08	1292	1.37	5.24	376.5	70
IW-115	6/2/2014 17:51	8.6	18.91	15905	2	12.61	280.3	10500
IW-115	6/3/2014 16:17	8.25	18.72	19580	2.12	12.78	139.2	10500
IW-115	6/3/2014 23:52	9.43	18.51	1102	1.52	5.27	21.8	70
IW-115	6/6/2014 10:07	9	18.19	16879	1.85	12.71	114.7	7000
IW-115	6/8/2014 20:22	8.83	18.35	14934	1.7	12.62	71	12600
IW-115	7/9/2014 12:55	9.43	20.64	2850	0.53	10.88	-28	1400
IW-115	9/11/2014 12:50	9.61	21.71	1.755	0.43	10.28	114.9	2800
IW-117	3/26/2014 8:47	10.97	14.8	1064	1.42	5.02	78.2	2.1
IW-117	3/26/2014 11:11	10.81	16.45	1050	1.92	6.01	288.5	nm
IW-117	3/26/2014 13:12	10.78	16.6	3368	1.61	11.59	144.2	700
IW-117	3/26/2014 16:54	10.76	15.88	20713	2	12.74	228.9	2100
IW-117	3/27/2014 8:41	10.47	16.03	3951	2.15	11.49	156.3	700
IW-117	3/27/2014 13:52	10.36	17.51	29193	1.74	12.82	279.9	14000
IW-117	3/27/2014 18:07	10.31	17.68	8372	1.4	12.4	143.7	5600
IW-117	3/29/2014 10:35	10.96	15.98	49704	2.08	12.94	225.4	19600
IW-117	3/31/2014 9:25	10.63	16.84	8089	2.49	12.14	84.9	5600
IW-117	4/7/2014 15:42	10.43	16.13	1849	3.9	7.46	80.1	700
IW-117	4/14/2014 9:58	10.52	14.39	2234	2.82	9.78	45.2	5.6
IW-117	5/1/2014 10:19	10.58	17.27	1630	4.52	6.98	60.9	2.1
IW-117	5/31/2014 12:12	nm	17.76	1186	0.93	6.02	90.9	nm

TABLE 17
SUMMARY OF FIELD PARAMETERS (AREA 2 AND AREA 3)
MARCH 2014 - JULY 2015
Whirlpool Facility - Fort Smith, Arkansas

Well	Time - Time Stamp	Level/Depth TOC (feet)	Temperature (°C)	Conductivity (µS/cm)	DO (mg/L)	pH (SU)	ORP (mV)	Sodium Persulfate (mg/L)
IW-118	3/26/2014 9:11	11.14	14.13	951	3.25	5.21	267.5	0
IW-118	3/26/2014 11:17	10.95	15.7	26907	2.55	12.75	133.4	10400
IW-118	3/26/2014 13:17	10.93	15.86	11085	3.07	12.7	147.8	4200
IW-118	3/26/2014 17:01	10.99	13.89	3951	2	11.6	124.8	700
IW-118	3/27/2014 8:44	10.61	16.01	2057	2	9.02	203.2	5.6
IW-118	3/27/2014 13:58	10.49	17.58	4265	1.45	11.52	274.4	4200
IW-118	3/27/2014 18:10	10.35	18.28	3143	2.28	10.73	225.4	2800
IW-118	3/29/2014 10:39	11.09	15.95	2486	3.58	8.33	293.7	1400
IW-118	3/31/2014 9:27	10.76	16.57	1756	4.07	6.81	96.1	1400
IW-118	4/7/2014 17:12	10.56	16.88	989	3.96	6.15	86.6	1.4
IW-118	4/14/2014 10:02	10.65	14	1004	4.04	6.76	52.6	0
IW-118	5/28/2014 15:32	10.1	18.53	2293	0.42	8.87	80.5	nm
IW-118	5/31/2014 11:10	9.73	20.6	5543	1.61	11.49	-25.5	2100
IW-120	3/26/2014 8:43	10.79	15.62	1059	2.09	5.14	266.3	2.1
IW-120	3/26/2014 11:27	10.63	16.9	1152	2.27	6.14	326.7	nm
IW-120	3/26/2014 13:23	10.59	16.09	1168	2.65	6.25	315.1	nm
IW-120	3/26/2014 17:07	10.55	16.64	32601	2	12.77	233.4	5600
IW-120	3/27/2014 8:50	10.28	17.1	17191	1.79	12.49	199	5600
IW-120	3/27/2014 14:08	10.17	17.28	5554	2.23	11.98	293.6	2100
IW-120	3/27/2014 18:17	10.14	18.04	31665	1.71	12.87	328.6	21000
IW-120	3/29/2014 10:46	10.78	16.22	11344	2.43	12.28	150.5	8400
IW-120	3/31/2014 9:33	10.43	16.35	3964	2.93	10.91	90.7	2800
IW-120	4/7/2014 15:52	10.23	16.1	1993	3.83	6.9	77.3	700
IW-120	4/14/2014 10:13	10.32	13.64	2512	2.48	9.93	51.8	4.2
IW-120	5/1/2014 10:38	10.35	17.11	1870	6.51	7.06	90.4	2.1
IW-120	5/31/2014 11:57	nm	17.63	1373	1.82	6.07	106	nm
IW-120	6/1/2014 11:52	9.06	17.96	1384	1.8	5.3	-51.3	nm
IW-120	6/1/2014 14:33	8.91	18.14	2181	1.74	8.58	-76.9	700
IW-120	6/1/2014 17:50	8.35	17.97	23201	1.65	13.02	39.3	14700
IW-120	6/2/2014 9:10	9.31	18.09	36872	1.49	12.97	279.3	16000
IW-121	3/26/2014 8:38	10.9	15.59	1078	1.94	4.88	270.9	7
IW-121	3/26/2014 11:30	10.74	17.24	1072	1.6	5.26	350.3	nm
IW-121	3/26/2014 13:26	10.7	16.57	1109	2.1	5.17	303.5	nm
IW-121	3/26/2014 17:10	10.66	15.57	1164	2.23	5.54	519.4	nm
IW-121	3/27/2014 8:52	10.38	16.09	1089	2.39	5.97	424.7	nm
IW-121	3/27/2014 14:11	10.27	18	1467	1.61	6.15	482.4	nm
IW-121	3/27/2014 18:21	10.2	18.01	2802	1.68	6.3	552.8	nm
IW-121	3/29/2014 10:50	10.87	15.78	2790	2.65	5.19	377.7	1400
IW-121	3/31/2014 9:38	10.53	16.18	2138	2.84	5.08	102.3	700
IW-121	4/7/2014 15:55	10.34	16.06	1376	3.91	5.08	78.5	4.2
IW-121	4/14/2014 10:17	10.43	14.45	2206	3.2	5.61	52.5	7
IW-121	5/31/2014 11:53	nm	18.11	1663	2.04	5.82	195.8	nm
IW-121	6/1/2014 11:56	9.15	17.62	1166	2.05	4.68	-8.1	nm
IW-121	6/1/2014 14:28	9	17.95	1082	1.62	4.77	-40.8	21
IW-122	3/26/2014 8:36	10.71	14.28	1036	2.07	4.98	74.9	1.4
IW-122	3/26/2014 11:32	10.54	16.43	991	1.24	4.89	383.1	nm
IW-122	3/26/2014 13:28	10.51	16.3	1160	1.54	5.38	295.3	nm
IW-122	3/26/2014 17:13	10.48	15.23	2236	1.35	7.3	379.8	700
IW-122	3/27/2014 8:55	10.19	16.27	3648	1.69	10.67	211.5	1400
IW-122	3/27/2014 14:13	10.08	17.28	3011	1.71	10.08	245.2	1400
IW-122	3/27/2014 18:24	10.04	17.88	2260	1.93	7.61	387.8	1400
IW-122	3/29/2014 10:55	10.68	16.04	2362	2.49	7.02	259.2	700
IW-122	3/31/2014 9:42	10.34	16.37	1945	2.96	6.21	97.6	700
IW-122	4/7/2014 16:00	10.14	16.05	1294	3.58	5.74	76.6	2.8
IW-122	4/14/2014 10:21	10.24	12.95	1312	2.47	5.56	62.2	1.4
IW-122	5/31/2014 11:49	nm	17.83	1166	1.68	5.74	232.6	nm
IW-122	5/31/2014 16:45	9.15	17.47	1129	2.09	4.61	123.8	nm
IW-122	5/31/2014 18:13	9.25	17.11	1110	2.52	4.79	71.1	nm
IW-122	6/1/2014 11:07	9.79	18.63	1183	1.88	5.72	-3.8	nm
IW-122	6/1/2014 11:58	9.44	18.05	1188	2.13	4.39	-19.8	nm
IW-122	6/1/2014 14:20	9.23	18.21	1185	1.63	4.91	-32	42
IW-122	6/1/2014 17:46	8.85	18.09	1158	2.12	5.47	124	49
IW-122	6/2/2014 9:17	9.71	17.31	1423	1.79	5.15	352.6	420

TABLE 17
SUMMARY OF FIELD PARAMETERS (AREA 2 AND AREA 3)
MARCH 2014 - JULY 2015
Whirlpool Facility - Fort Smith, Arkansas

Well	Time - Time Stamp	Level/Depth TOC (feet)	Temperature (°C)	Conductivity (µS/cm)	DO (mg/L)	pH (SU)	ORP (mV)	Sodium Persulfate (mg/L)
IW-123	3/26/2014 8:33	11.1	15.57	750	1.99	5	260.7	4.2
IW-123	3/26/2014 11:35	10.93	16.6	786	1.92	4.94	390.7	nm
IW-123	3/26/2014 13:32	10.91	16.53	787	1.55	4.97	302.1	nm
IW-123	3/26/2014 17:15	10.88	15.74	809	2.8	5.17	489.1	nm
IW-123	3/27/2014 8:58	10.58	15.94	1610	1.8	6.18	367.4	4.2
IW-123	3/27/2014 14:18	10.47	17.33	2434	2.27	6.85	394	nm
IW-123	3/27/2014 18:28	10.43	18.24	56880	1.39	12.91	381.6	28000
IW-123	3/29/2014 10:58	11.08	15.89	3170	2.47	9.84	191.1	2100
IW-123	3/31/2014 9:47	10.74	16.51	1900	2.7	6.66	93.7	1400
IW-123	4/7/2014 16:02	10.53	15.86	1102	3.61	5.86	79.3	2.8
IW-123	4/14/2014 10:26	10.64	14.34	1332	3.05	5.99	57.6	4.2
IW-123	5/31/2014 10:14	nm	18.37	1866	1.58	5.9	61.2	700
IW-123	6/1/2014 17:41	8.83	18.91	914	1.91	5.28	173.6	21
IW-124	3/26/2014 8:29	11.15	15.13	769	1.39	6.24	250.3	0.7
IW-124	3/26/2014 11:37	10.93	16.48	685	1.47	5.74	377.2	nm
IW-124	3/26/2014 13:35	10.9	16.81	665	1.72	5.69	290.1	nm
IW-124	3/26/2014 17:18	10.87	15.03	643	1.27	5.63	466.7	nm
IW-124	3/27/2014 9:02	10.57	16.64	622	1.44	6.02	377.6	nm
IW-124	3/27/2014 14:20	10.47	17.47	611	1.46	6.22	413.1	nm
IW-124	3/27/2014 18:35	10.45	17.87	677	1.7	6.55	516.9	nm
IW-124	3/29/2014 11:03	11.07	16.32	725	1.47	6.03	284.8	0.07
IW-124	3/31/2014 9:48	10.73	16	766	1.81	6.07	96.1	0.07
IW-124	4/7/2014 16:06	10.53	16.19	816	2.35	7.36	83.3	0.7
IW-124	4/12/2014 10:30	10.64	13.86	760	2.21	6.68	64.9	0.7
IW-124	5/31/2014 10:11	nm	18.37	700	1.62	5.75	9.2	nm
IW-131	4/30/2014 15:30	10.35	17.74	5571	3.67	12.48	-170.3	2.8
IW-131	5/28/2014 10:53	9.88	18.89	4842	0.74	11.97	89.6	nm
IW-131	5/31/2014 10:52	9.45	19.74	5147	2.57	11.98	-35.9	630

Notes:
nm = Not measured
TOC = Top of casing
DO = Dissolved oxygen
ORP = Oxidation reduction potential
µS/cm = Microsiemens per centimeter
mg/L = Milligrams per liter
SU = Standard unit
mV = Millivolts

Injection Start	Injection Stop
5/31/2014 11:00	6/3/2014 17:18

Figures

FILE: D:\GIS\PROJECT\WHIRLPOOL\DOCs\2015\2015_Q3_REPORT\Figure 1 - Q3 Potentiometric Surface-DRAFT_20150928.mxd



RAMBOLL ENVIRON

THIRD QUARTER 2015 POTENTIOMETRIC SURFACE

Whirlpool Facility - Fort Smith, Arkansas

Figure 1A

DRAFTED BY: KTS

DATE: 09/28/2015

PROJECT: 3434446A

FILE: D:\GIS\PROJECT\WHIRLPOOL\DOCs\2015\2015_misc\20150819_Meeting\Figure 1 - VerticalGradients 20150819.mxd



RAMBOLL ENVIRON

DRAFTED BY: KTS | DATE: 08/20/2015

VERTICAL GROUNDWATER GRADIENTS OBSERVED IN NESTED WELLS
SECOND AND THIRD QUARTER 2015

Whirlpool Facility - Fort Smith, Arkansas

Figure
1B

PROJECT: 3437500A

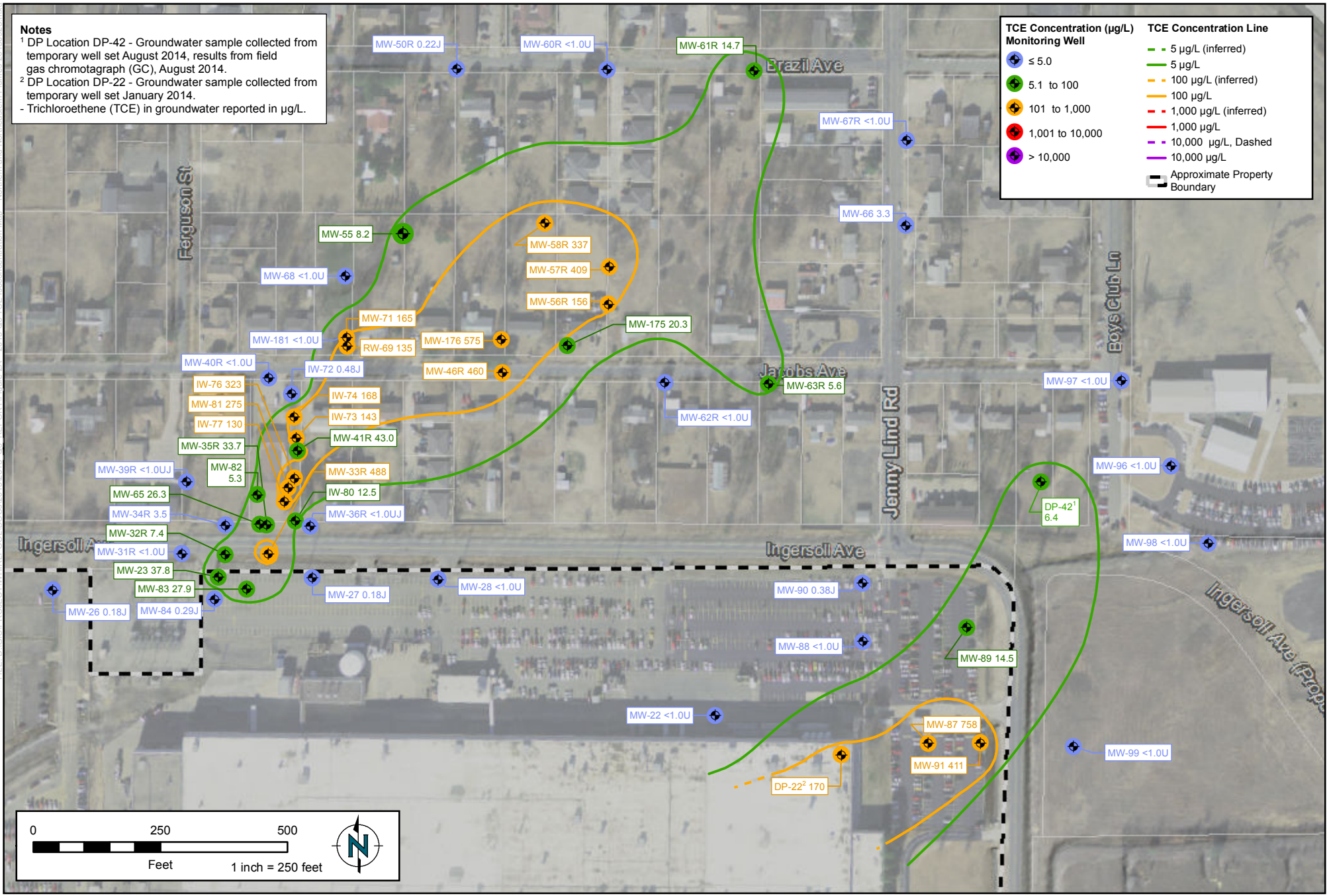

RAMBOLL ENVIRON

DRAFTED BY: KTS | DATE: 10/07/2015

2015 THIRD QUARTER TCE ISOCONCENTRATION MAP NORTHERN AND NORTHEASTERN PLUMES

Whirlpool Facility - Fort Smith, Arkansas

Figure 2A

PROJECT: 3437470A

FILE: D:\GIS\PROJECTS\WHIRLPOOL\DOCs\20152015_Q3_REPORT\Figure 2A – 2015 Q3 TCE Isoconcentration Map – Northern and Northeastern Plumes 20150925.mxd

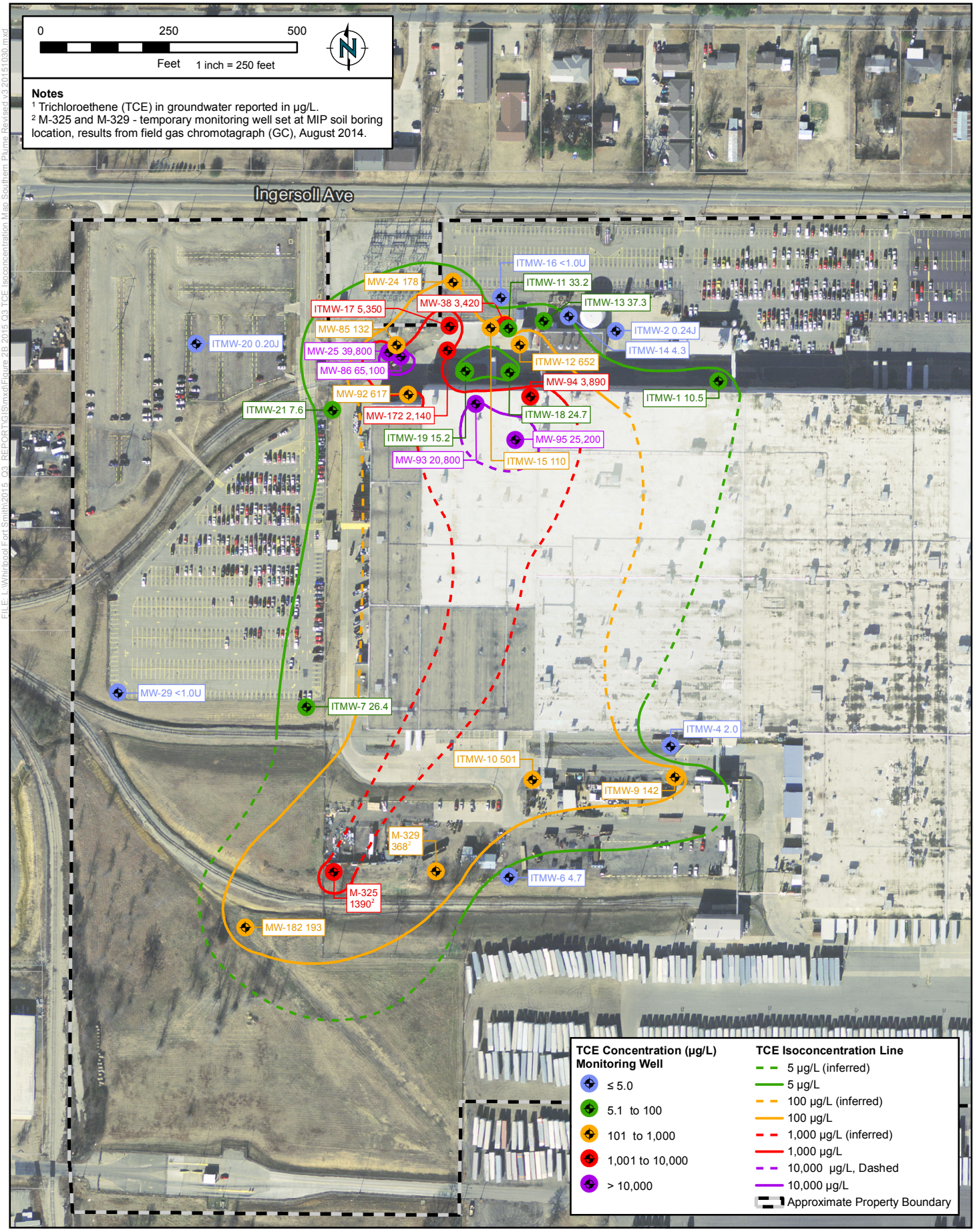

FILE: L:\Whirlpool\Fort Smith\2015_Q3_REPORT\GIS\mxd\Figure 2B 2015 Q3 TCE Isoconcentration Map Southern Plume Revised v3 20151030.mxd

RAMBOLL ENVIRON

THIRD QUARTER 2015 TCE ISOCONCENTRATION MAP SOUTHERN PLUME

Whirlpool Facility - Fort Smith, Arkansas

Figure 2B

DRAFTED BY: FK | DATE: 10/30/2015 | PROJECT: 3437470A

TCE Concentration with Time at Source Area Onsite Wells

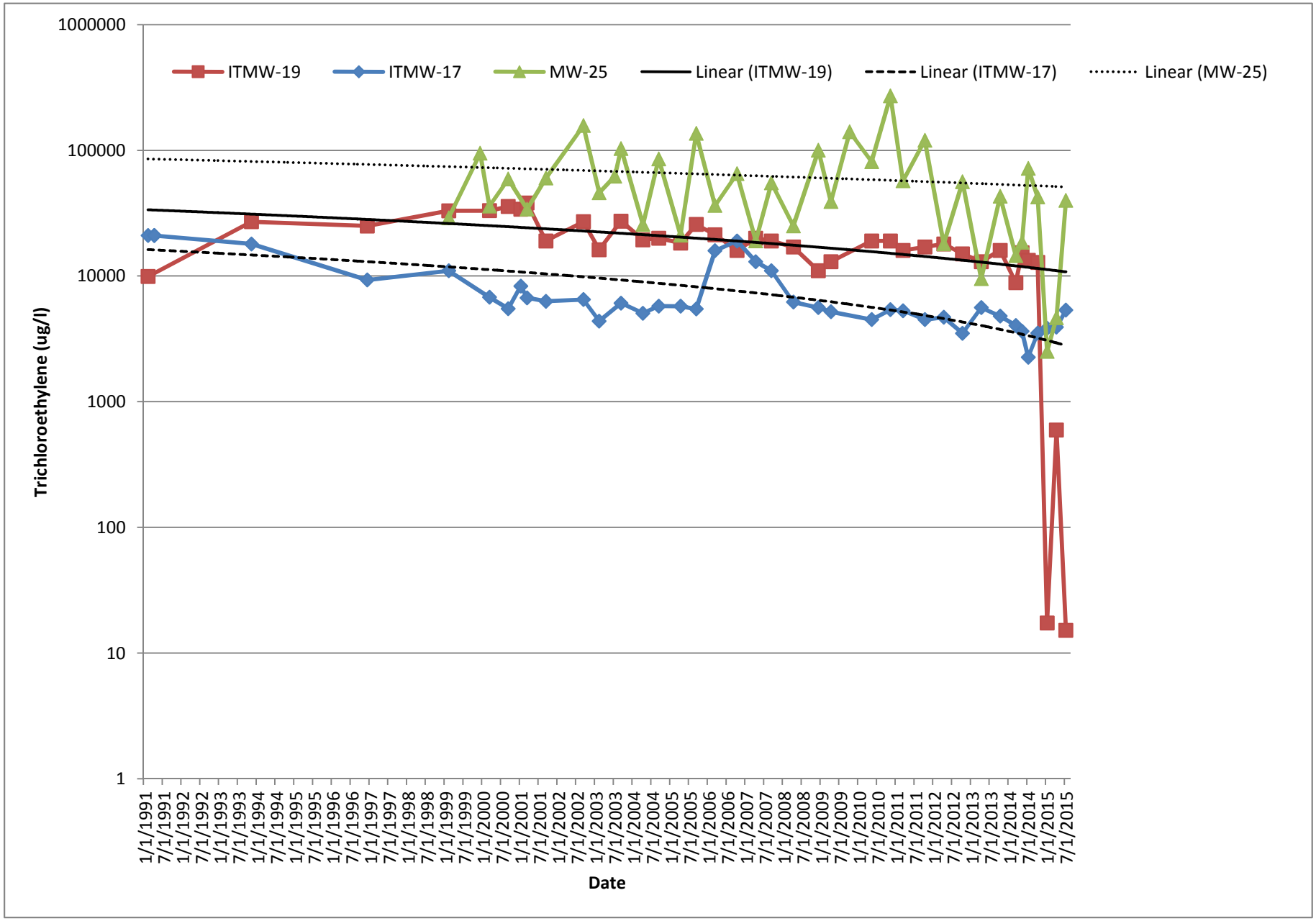

Figure 3
Whirlpool Facility
Fort Smith, Arkansas

RAMBOLL ENVIRON

TCE Concentration with Time at Northern Onsite Wells

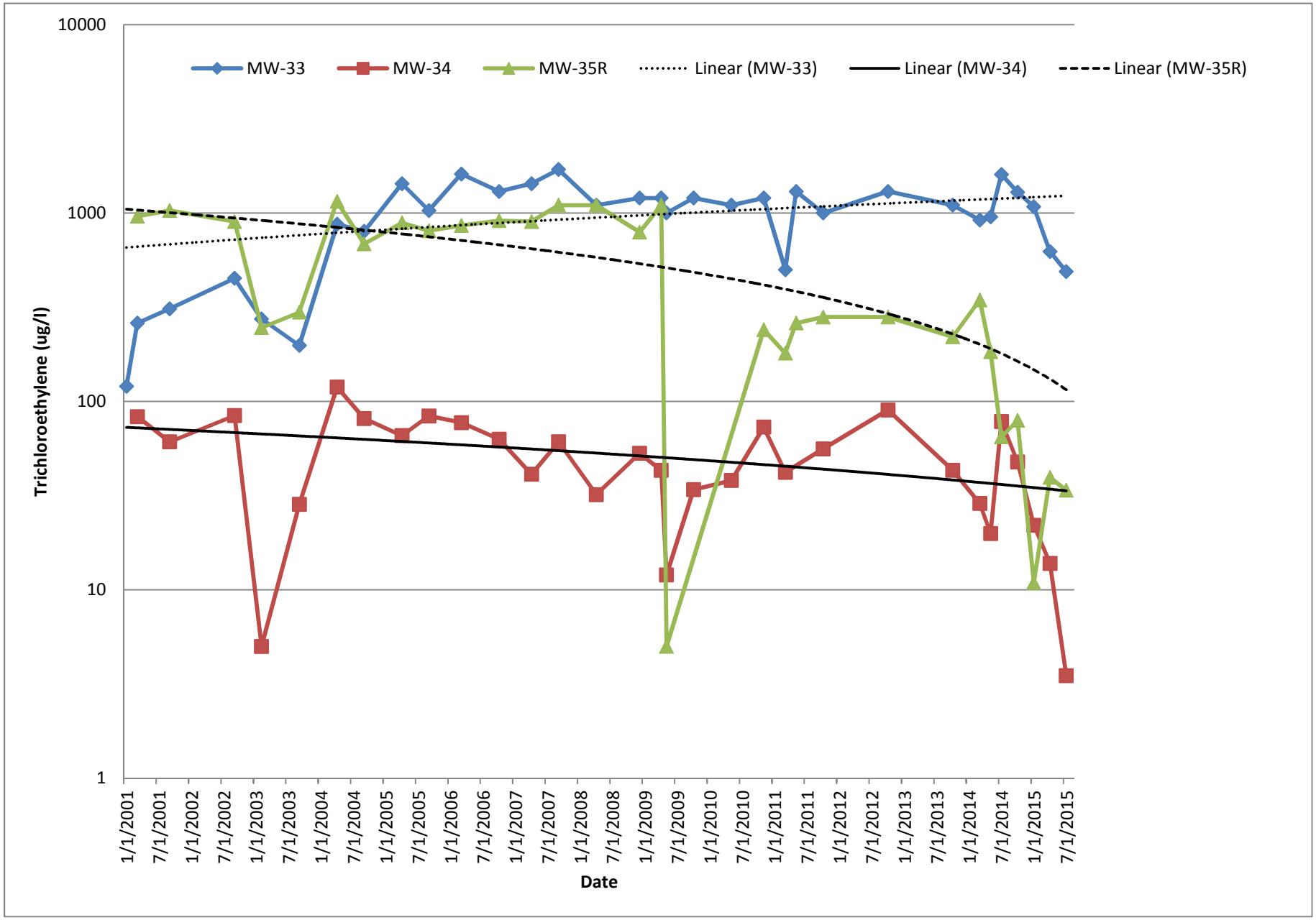

Figure 4
Whirlpool Facility
Fort Smith, Arkansas

RAMBOLL ENVIRON

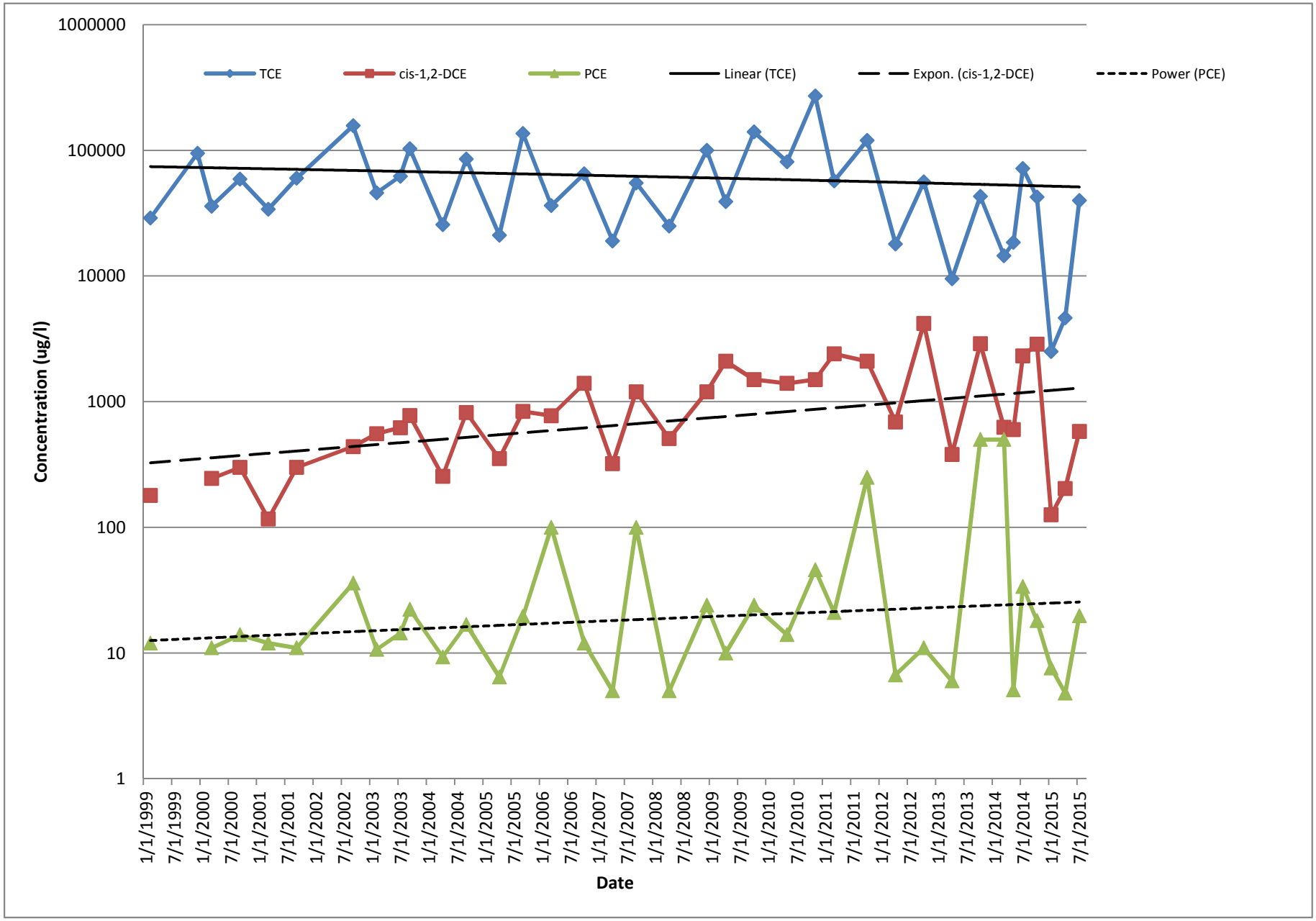

Figure 5
Whirlpool Facility
Fort Smith, Arkansas

RAMBOLL ENVIRON

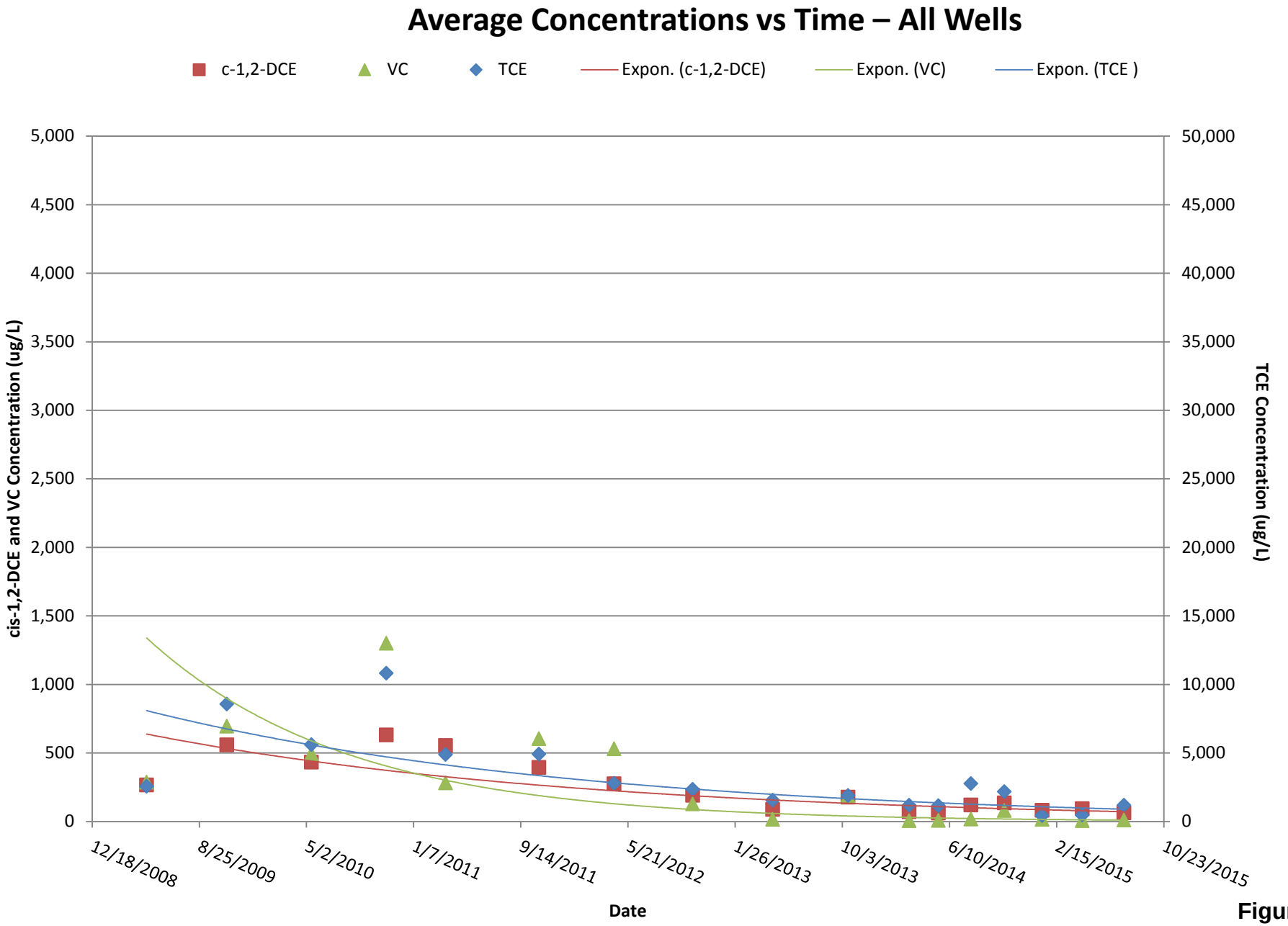

Figure 6
Whirlpool Facility
Fort Smith, Arkansas

RAMBOLL ENVIRON

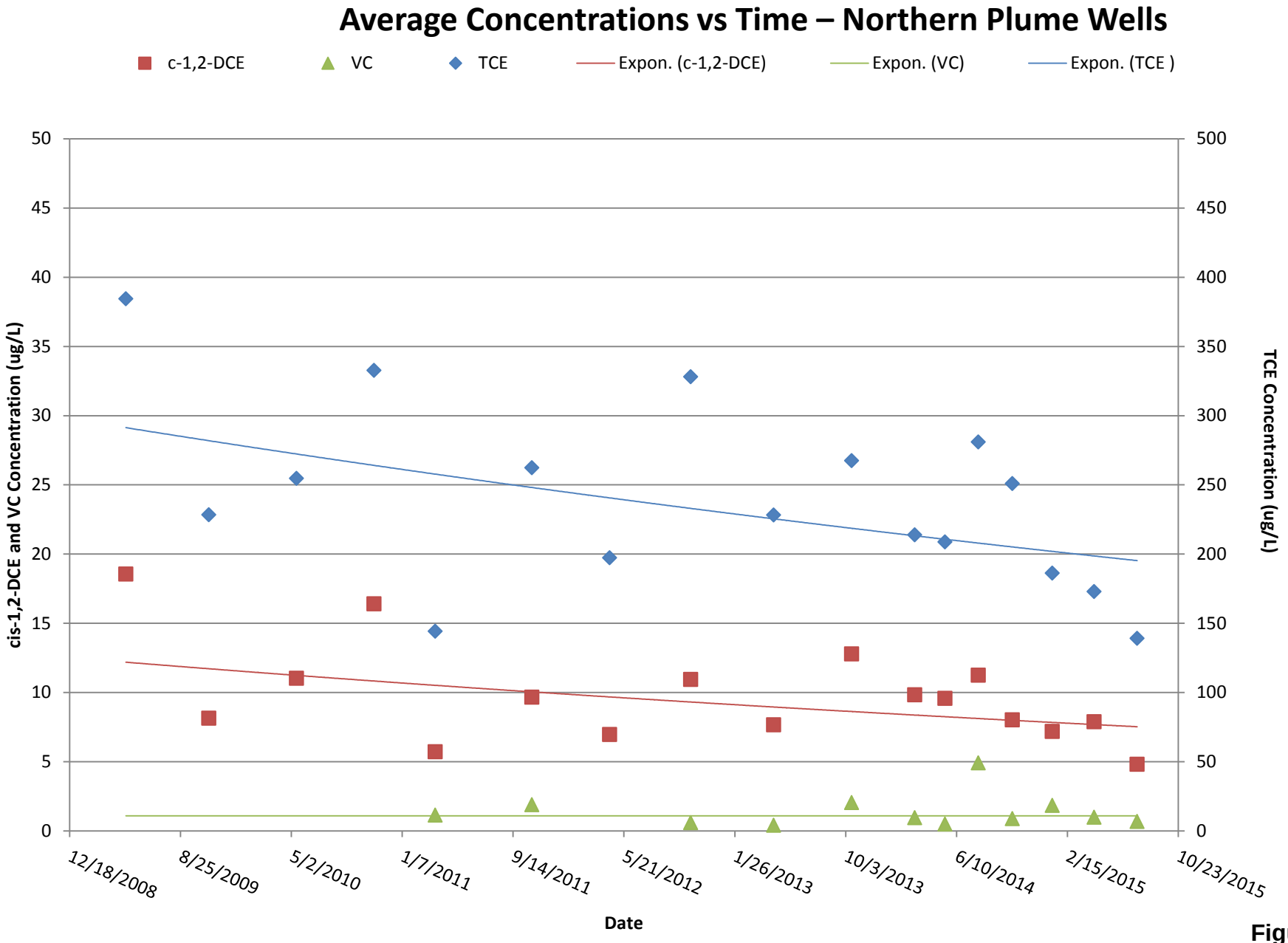

Figure 7
Whirlpool Facility
Fort Smith, Arkansas

RAMBOLL ENVIRON

Average Concentrations vs Time – Southern Plume Wells

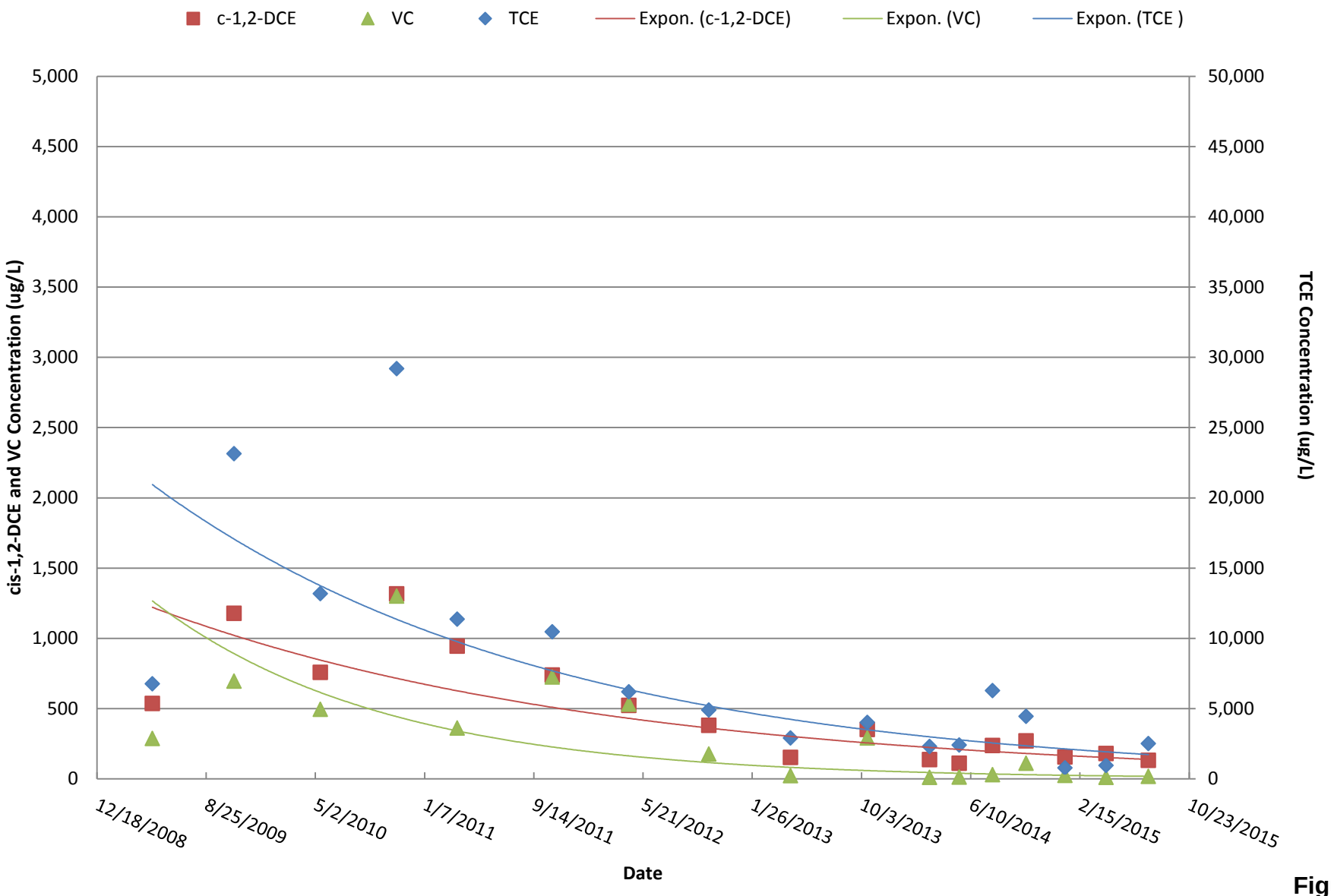

Figure 8
Whirlpool Facility
Fort Smith, Arkansas

RAMBOLL ENVIRON

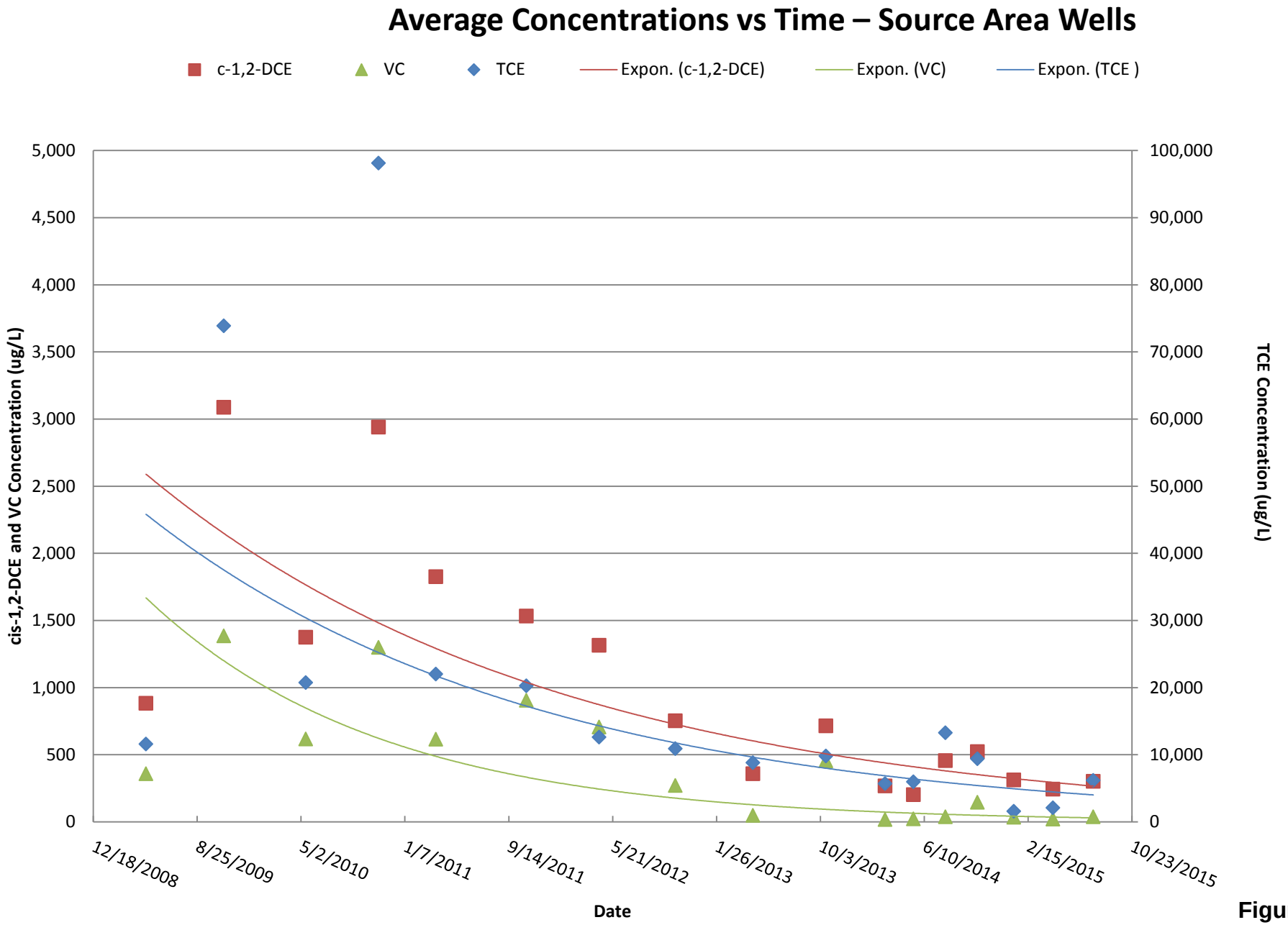

Figure 9
Whirlpool Facility
Fort Smith, Arkansas

RAMBOLL ENVIRON

Average Concentrations vs Time – Northeast Corner Wells

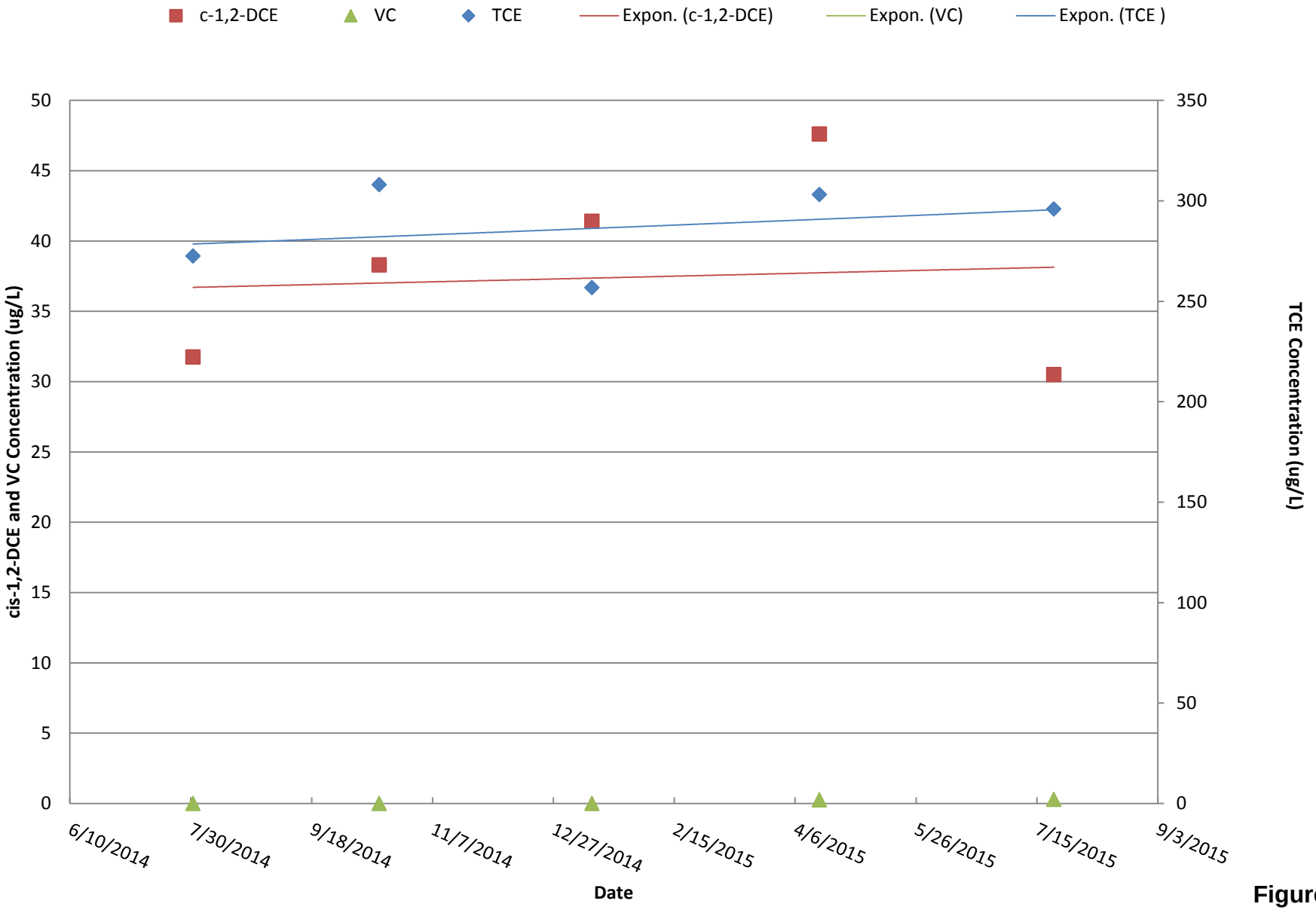

Figure 10
Whirlpool Facility
Fort Smith, Arkansas

RAMBOLL ENVIRON

TCE, cis-1,2-DCE and Vinyl Chloride Concentrations vs Time – ITMW-9

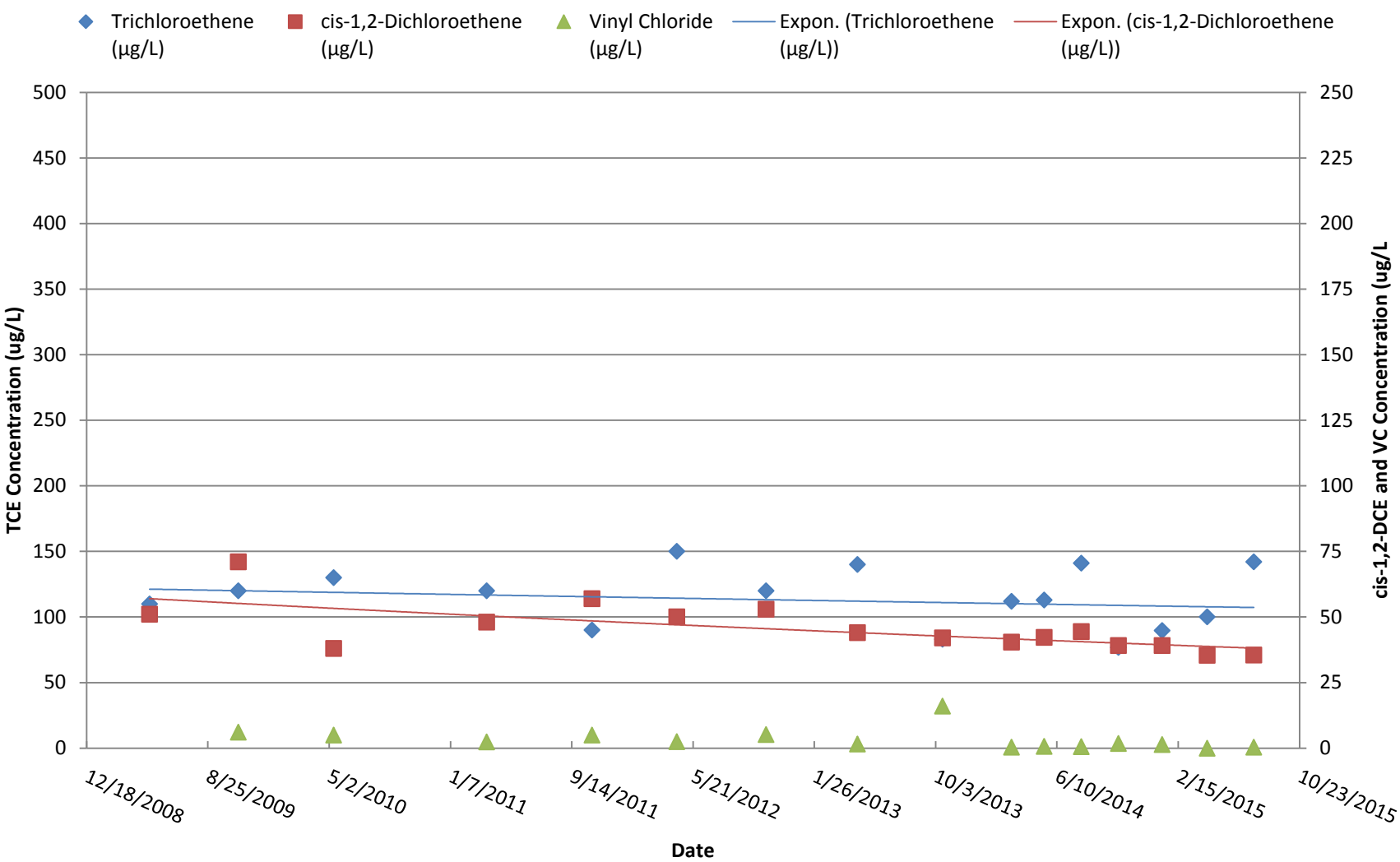

TCE, cis-1,2-DCE and Vinyl Chloride Concentrations vs Time – ITMW-10

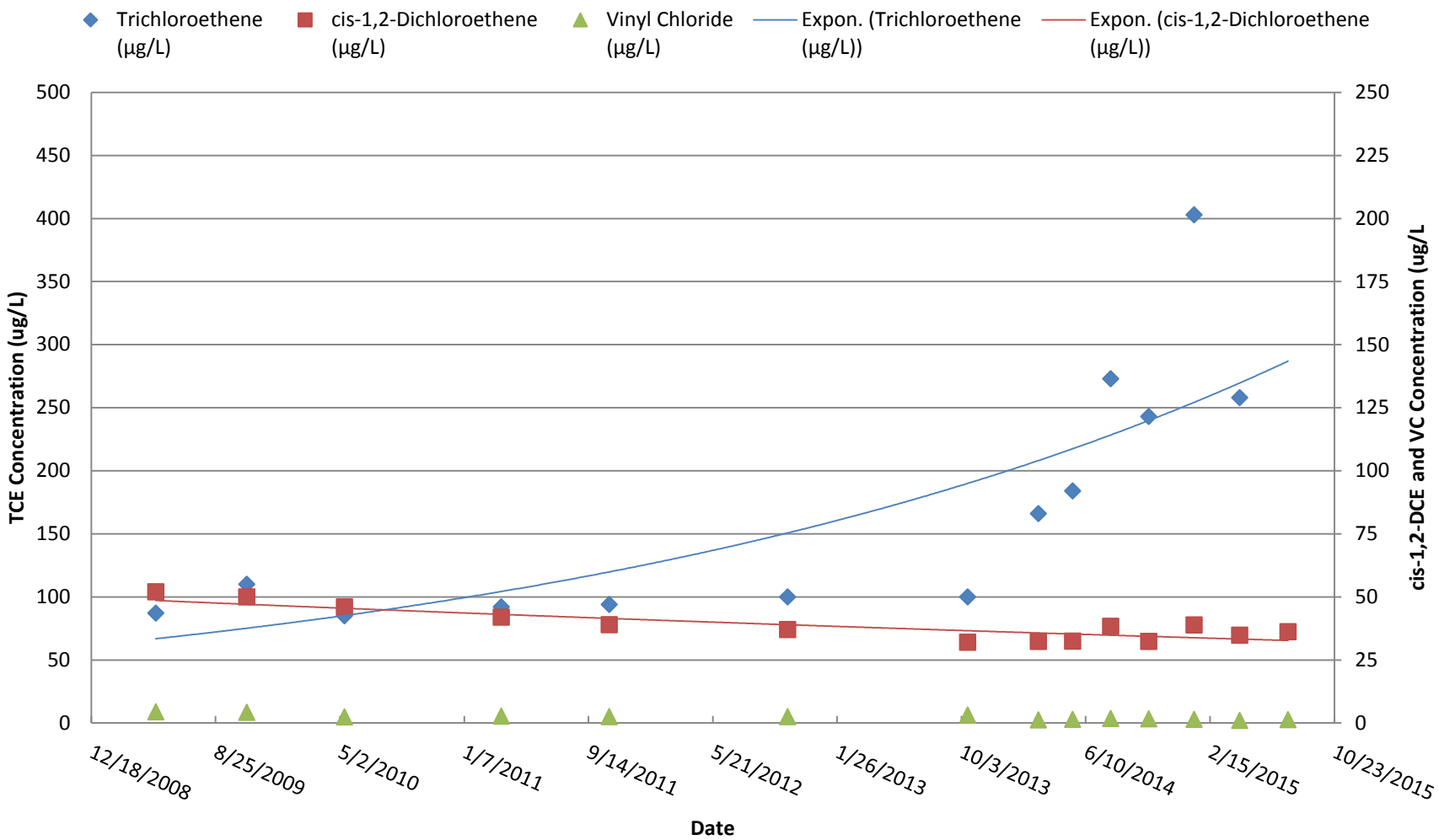

Figure 11
Whirlpool Facility
Fort Smith, Arkansas

RAMBOLL ENVIRON

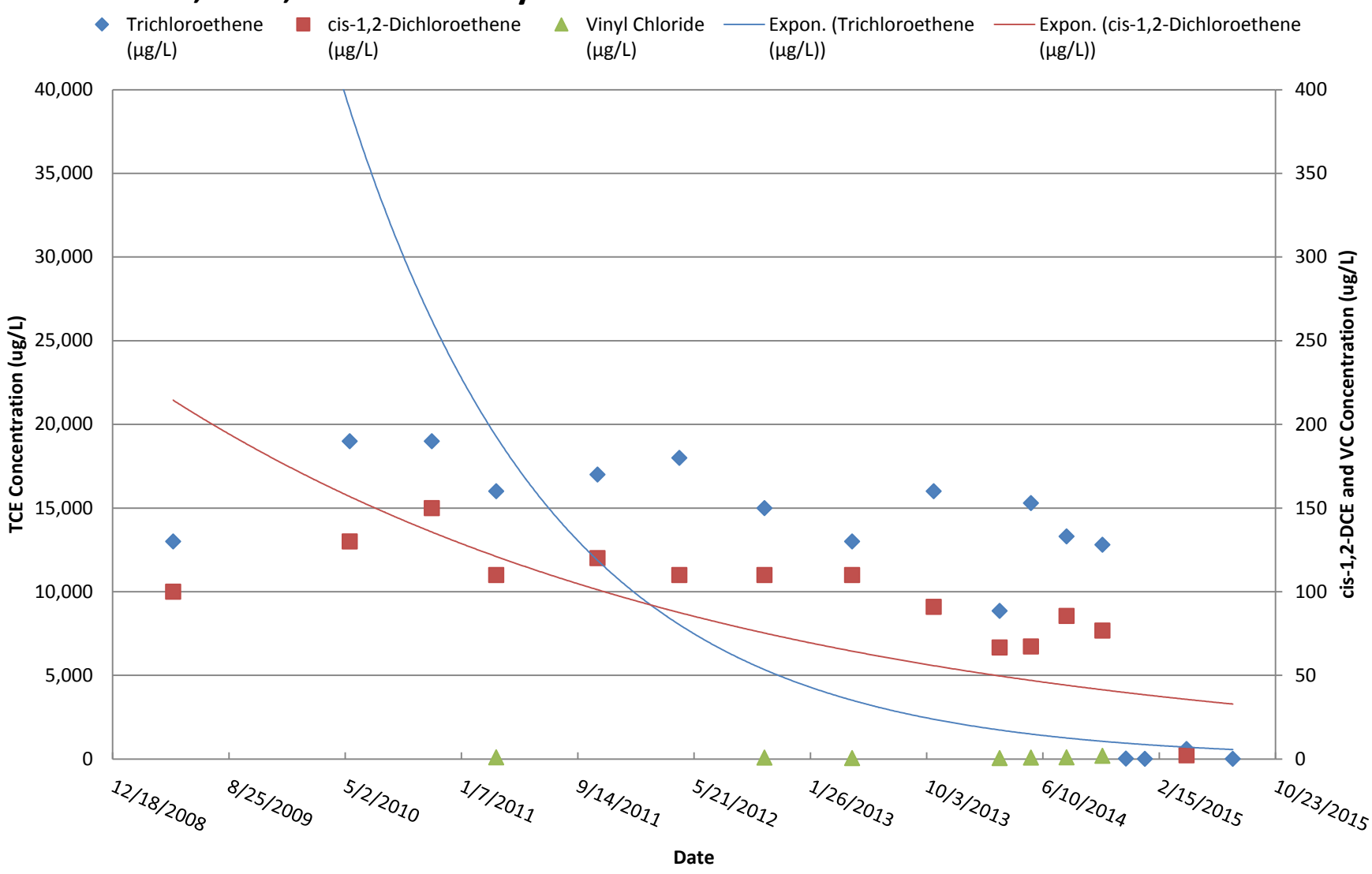

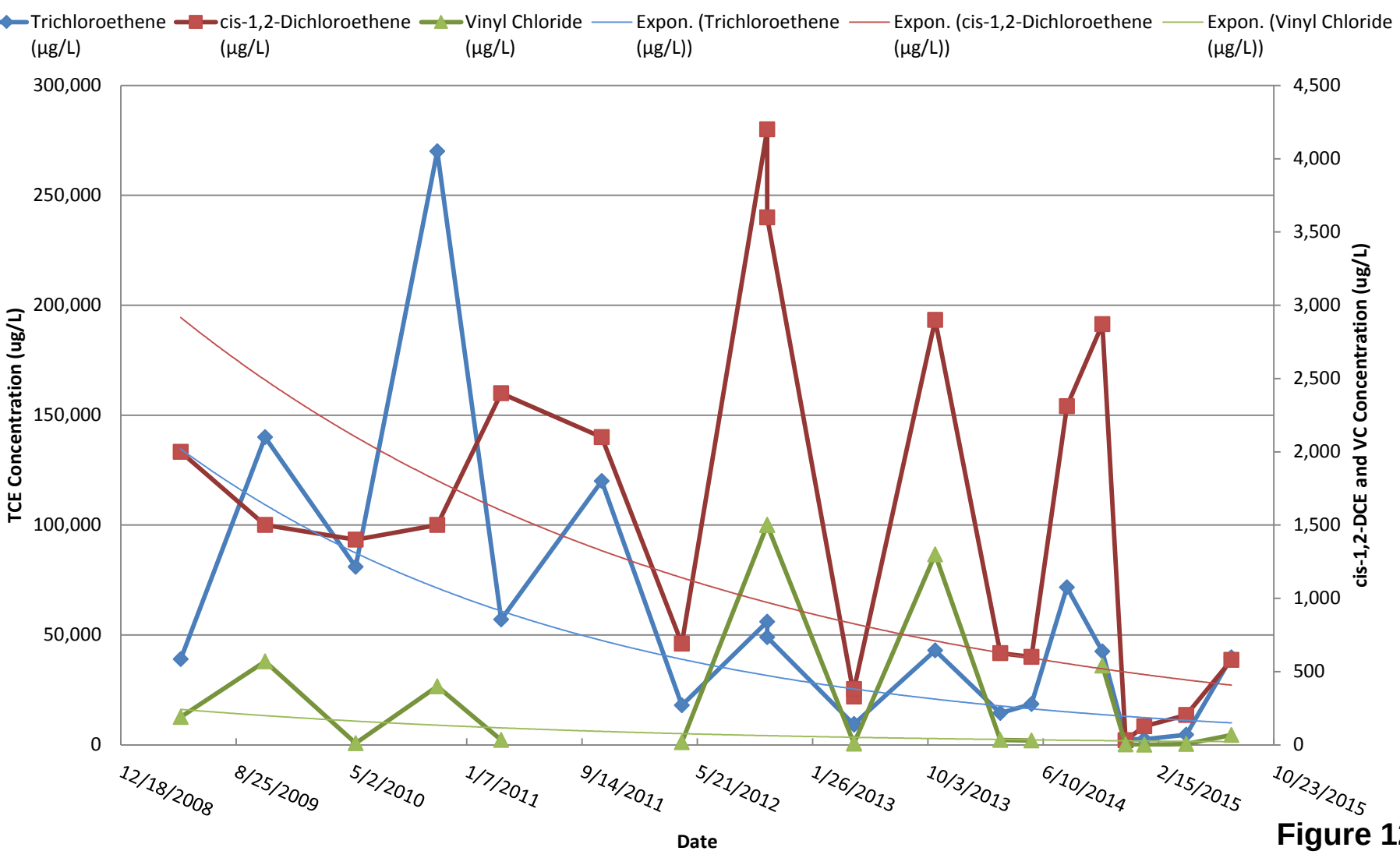

Figure 12
Whirlpool Facility
Fort Smith, Arkansas

RAMBOLL ENVIRON

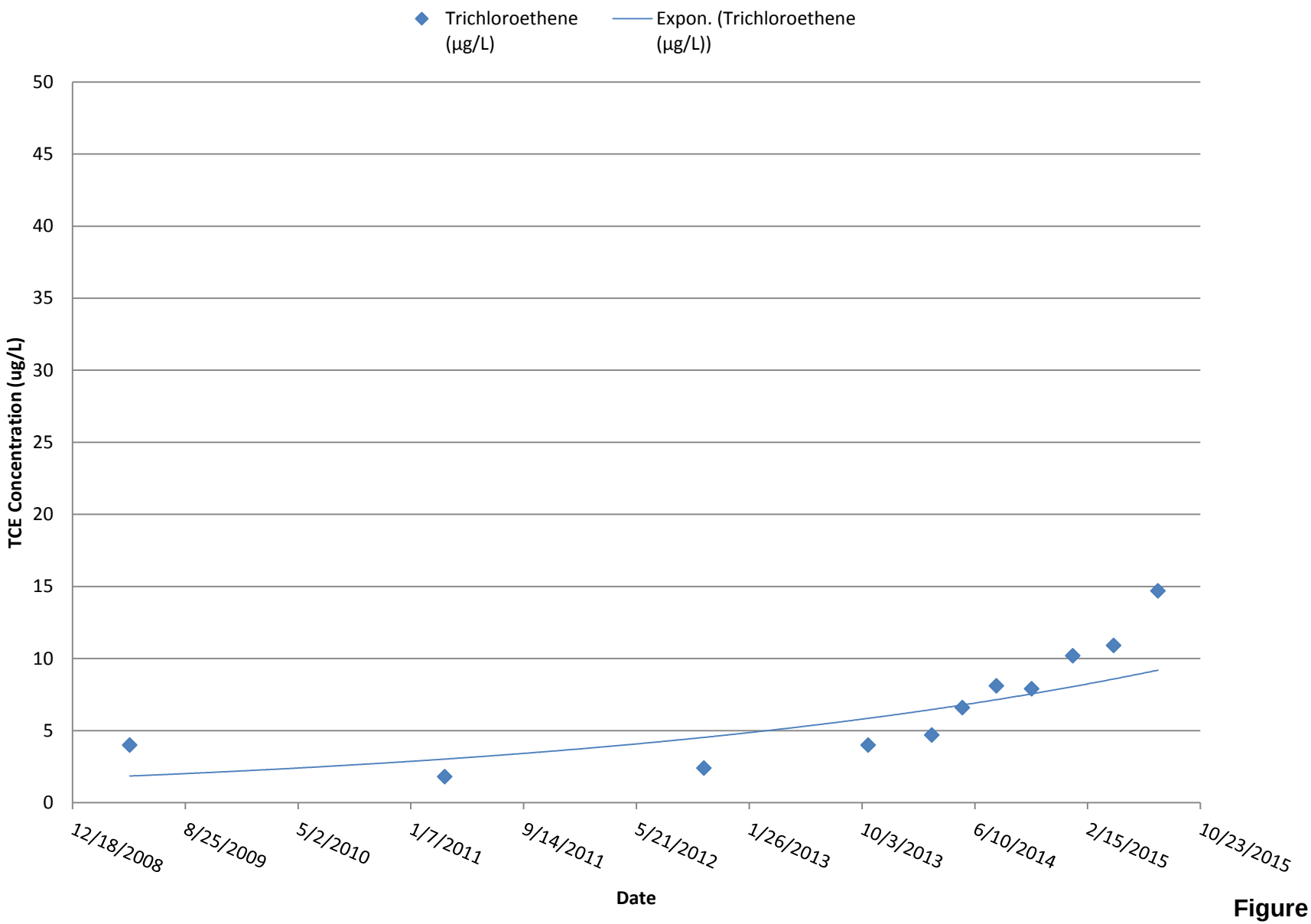

Figure 13
Whirlpool Facility
Fort Smith, Arkansas

RAMBOLL ENVIRON

Appendix A

Third Quarter 2015 Calibration Logs

Whirlpool Ft. Smith Field Equipment Calibration Checklist

Date: 7/20/15

Calibrated by: Victoria Siegl

Turn on YSI. Note time on line 38!

Specific Conductance calibration (should take *at least* 1.5 minutes): **Lot #:** SAC616 **Exp:** 3/2016

1. Pour conductivity standard into calibration cup and immerse sensor.
2. Allow *1 minute* for temperature stabilization.
3. Press "calibrate" after *30 seconds* of no significant change in specific conductance. Note below.
4. Discard used calibration standard, and rinse calibration cup and probes with DI water.

ORP calibration (should take *at least* 1.5 minutes): **Lot #:** SAC616 **Exp:** 3/2016

1. Pour ORP (Zobell) standard into calibration cup and immerse sensor.
2. Allow *1 minute* for temperature stabilization.
3. Press "calibrate" after *30 seconds* of no significant change in ORP. Note below.
4. Discard used calibration standard, and rinse calibration cup and probes with DI water.

3-Point pH calibration (should take *at least* 4.5 minutes):

1. Pour pH 7.0 standard into the calibration cup and immerse pH sensor. **Lot #** SAC488 **Exp:** 3/2017
2. Allow *1 minute* for temperature stabilization.
3. Press "calibrate" after *30 seconds* of no significant change in pH. Note below.
4. Discard used calibration standard, and rinse calibration cup and probes with DI water.

5. Pour pH 4.0 standard into the calibration cup and immerse pH sensor. **Lot #** 4A5838 **Exp:** 10/2016
6. Allow *1 minute* for temperature stabilization.
7. Press "calibrate" after *30 seconds* of no significant change in pH. Note standard below.
8. Discard used calibration standard, and rinse calibration cup and probes with DI water.

9. Pour pH 10.0 standard into the calibration cup and immerse pH sensor. **Lot #** SAA164 **Exp:** 1/31/17
10. Allow *1 minute* for temperature stabilization.
11. Press "calibrate" after *30 seconds* of no significant change in pH. Note below
12. Discard used calibration standard, and rinse calibration cup and probes with DI water.

Dissolved Oxygen (% DO) calibration (should take *at least* 10 minutes):

1. Ensure unit has been on for at least 10 minutes: Initial time: 1040 + 10min = 1050
2. Enter the local barometric pressure.
   (Note: to convert from inches (common on a weather app or forecast) to mmHg, multiply by 25.4, then to correct to Ft. Smith's altitude, subtract 15.169 mmHg.)
   29.91 in. x 25.4 = 759.71 mmHg - 15.169 = 744.55 mmHg
3. Place ~3mm of DI water in the bottom of the calibration cup.
4. Lightly screw on the calibration cup (only 1 or 2 threads!)
5. Allow *10 minutes* for the air in the cup to become water-saturated and temp to stabilize.
6. Press "calibrate" after *30 seconds* of no significant change in DO. Note below.
7. Discard used DI water, and rinse calibration cup and probes with DI water.

Turbidity calibration:

1. Select "measure" on the main menu, then "Turbidity – With Blank"
2. Scan a sample using the 0.0 NTU Blank solution. "Scan Blank"
3. Scan a sample using the 10 NTU standard. "Scan Sample"
4. Select "Calibrate," then use the arrow buttons to adjust the value to the standard (10.0 NTU).

Field Notebook calibration entry:

YSI – Serial Number:

1. Specific Conductance: 1237
2. ORP: ~~123~~ 05
3. pH:
   - Point 1: 7.05
   - Point 2: 3.92
   - Point 3: 9.95
4. DO: 6.84

Turbidity Meter Model/Serial Number: 024764

Whirlpool Ft. Smith Field Equipment Calibration Checklist

Date: July 20, 2015

Calibrated by: Lucy Cross

Turn on YSI. Note time on line 38!

Specific Conductance calibration (should take *at least* 1.5 minutes): **Lot #:** 4AL1664 **Exp:** Dec 2015

1. Pour conductivity standard into calibration cup and immerse sensor.
2. Allow *1 minute* for temperature stabilization.
3. Press "calibrate" after *30 seconds* of no significant change in specific conductance. Note below.
4. Discard used calibration standard, and rinse calibration cup and probes with DI water.

ORP calibration (should take *at least* 1.5 minutes): **Lot #:** 8039 **Exp:** 9/2019

1. Pour ORP (Zobell) standard into calibration cup and immerse sensor.
2. Allow *1 minute* for temperature stabilization.
3. Press "calibrate" after *30 seconds* of no significant change in ORP. Note below.
4. Discard used calibration standard, and rinse calibration cup and probes with DI water.

3-Point pH calibration (should take *at least* 4.5 minutes):

1. Pour pH 7.0 standard into the calibration cup and immerse pH sensor. **Lot #** 5AC488 **Exp:** March 2017
2. Allow *1 minute* for temperature stabilization.
3. Press "calibrate" after *30 seconds* of no significant change in pH. Note below.
4. Discard used calibration standard, and rinse calibration cup and probes with DI water.

5. Pour pH 4.0 standard into the calibration cup and immerse pH sensor. **Lot #** 4AH978 **Exp:** Aug 2016
6. Allow *1 minute* for temperature stabilization.
7. Press "calibrate" after *30 seconds* of no significant change in pH. Note standard below.
8. Discard used calibration standard, and rinse calibration cup and probes with DI water.

9. Pour pH 10.0 standard into the calibration cup and immerse pH sensor. **Lot #** 4AJ846 **Exp:** Oct 2016
10. Allow *1 minute* for temperature stabilization.
11. Press "calibrate" after *30 seconds* of no significant change in pH. Note below
12. Discard used calibration standard, and rinse calibration cup and probes with DI water.

Dissolved Oxygen (% DO) calibration (should take *at least* 10 minutes):

1. Ensure unit has been on for at least 10 minutes: Initial time: 11:20 + 10min = 11:30
2. Enter the local barometric pressure.
   (Note: to convert from inches (common on a weather app or forecast) to mmHg, multiply by 25.4, then to correct to Ft. Smith's altitude, subtract 15.169 mmHg.)
   29.90 in. x 25.4 = 759.46 mmHg - 15.169 = 744.291 mmHg
3. Place ~3mm of DI water in the bottom of the calibration cup.
4. Lightly screw on the calibration cup (only 1 or 2 threads!)
5. Allow *10 minutes* for the air in the cup to become water-saturated and temp to stabilize.
6. Press "calibrate" after *30 seconds* of no significant change in DO. Note below.
7. Discard used DI water, and rinse calibration cup and probes with DI water.

Turbidity calibration:

1. Select "measure" on the main menu, then "Turbidity – With Blank"
2. Scan a sample using the 0.0 NTU Blank solution. "Scan Blank"
3. Scan a sample using the 10 NTU standard. "Scan Sample"
4. Select "Calibrate," then use the arrow buttons to adjust the value to the standard (10.0 NTU).

Field Notebook calibration entry:

YSI – Serial Number: 20058

1. Specific Conductance: 1.413
2. ORP: 240.0
3. pH:
   - Point 1: 7.0
   - Point 2: 4.0
   - Point 3: 10.00
4. DO: 98.0%

Turbidity Meter Model/Serial Number: 2020we / 5100-5014

Whirlpool Ft. Smith Field Equipment Calibration Checklist

Date: 7/20/15

Calibrated by: N2

Turn on YSI. Note time on line 38!

Specific Conductance calibration (should take *at least* 1.5 minutes): **Lot #:** SAC151 **Exp:** 3/31/16

1. Pour conductivity standard into calibration cup and immerse sensor.
2. Allow *1 minute* for temperature stabilization.
3. Press "calibrate" after *30 seconds* of no significant change in specific conductance. Note below.
4. Discard used calibration standard, and rinse calibration cup and probes with DI water.

ORP calibration (should take *at least* 1.5 minutes): **Lot #:** 6138 **Exp:** 5/31/2018

1. Pour ORP (Zobell) standard into calibration cup and immerse sensor.
2. Allow *1 minute* for temperature stabilization.
3. Press "calibrate" after *30 seconds* of no significant change in ORP. Note below.
4. Discard used calibration standard, and rinse calibration cup and probes with DI water.

3-Point pH calibration (should take *at least* 4.5 minutes):

1. Pour pH 7.0 standard into the calibration cup and immerse pH sensor. **Lot #** SAD425 **Exp:** 4/30/2017
2. Allow *1 minute* for temperature stabilization.
3. Press "calibrate" after *30 seconds* of no significant change in pH. Note below.
4. Discard used calibration standard, and rinse calibration cup and probes with DI water.
5. Pour pH 4.0 standard into the calibration cup and immerse pH sensor. **Lot #** SAD247 **Exp:** 4/30/2017
6. Allow *1 minute* for temperature stabilization.
7. Press "calibrate" after *30 seconds* of no significant change in pH. Note standard below.
8. Discard used calibration standard, and rinse calibration cup and probes with DI water.
9. Pour pH 10.0 standard into the calibration cup and immerse pH sensor. **Lot #** SAD453 **Exp:** 4/30/2017
10. Allow *1 minute* for temperature stabilization.
11. Press "calibrate" after *30 seconds* of no significant change in pH. Note below
12. Discard used calibration standard, and rinse calibration cup and probes with DI water.

Dissolved Oxygen (% DO) calibration (should take *at least* 10 minutes):

1. Ensure unit has been on for at least 10 minutes: Initial time: ~~0[illegible]~~ 1206 + 10min = 1216
2. Enter the local barometric pressure.
   (Note: to convert from inches (common on a weather app or forecast) to mmHg, multiply by 25.4, then to correct to Ft. Smith's altitude, subtract 15.169 mmHg.)
   _____ in. x 25.4 = _____ mmHg - 15.169 = 747.0 mmHg
3. Place ~3mm of DI water in the bottom of the calibration cup.
4. Lightly screw on the calibration cup (only 1 or 2 threads!)
5. Allow *10 minutes* for the air in the cup to become water-saturated and temp to stabilize.
6. Press "calibrate" after *30 seconds* of no significant change in DO. Note below.
7. Discard used DI water, and rinse calibration cup and probes with DI water.

Turbidity calibration:

1. Select "measure" on the main menu, then "Turbidity – With Blank"
2. Scan a sample using the 0.0 NTU Blank solution. "Scan Blank"
3. Scan a sample using the 10 NTU standard. "Scan Sample"
4. Select "Calibrate," then use the arrow buttons to adjust the value to the standard (10.0 NTU).

Field Notebook calibration entry:

YSI – Serial Number: 06D2528AG

1. Specific Conductance: 1.413 ms/cm
2. ORP: 240 mV
3. pH:
   - Point 1: 7.00
   - Point 2: 4.00
   - Point 3: 10
4. DO: 98.3 %

Turbidity Meter Model/Serial Number: 5108 – 5014

Whirlpool Ft. Smith Field Equipment Calibration Checklist

Date: 07/20/2015

Calibrated by: J. Myers

Turn on YSI. Note time on line 38!

Specific Conductance calibration (should take *at least* 1.5 minutes): **Lot #:** 4AL224 **Exp:** 12/2015

1. Pour conductivity standard into calibration cup and immerse sensor.
2. Allow *1 minute* for temperature stabilization.
3. Press "calibrate" after *30 seconds* of no significant change in specific conductance. Note below.
4. Discard used calibration standard, and rinse calibration cup and probes with DI water.

ORP calibration (should take *at least* 1.5 minutes): **Lot #:** 7822 **Exp:** 7/2019

1. Pour ORP (Zobell) standard into calibration cup and immerse sensor.
2. Allow *1 minute* for temperature stabilization.
3. Press "calibrate" after *30 seconds* of no significant change in ORP. Note below.
4. Discard used calibration standard, and rinse calibration cup and probes with DI water.

3-Point pH calibration (should take *at least* 4.5 minutes):

1. Pour pH 7.0 standard into the calibration cup and immerse pH sensor. **Lot #** 5HH012 **Exp:** 1/2017
2. Allow *1 minute* for temperature stabilization.
3. Press "calibrate" after *30 seconds* of no significant change in pH. Note below.
4. Discard used calibration standard, and rinse calibration cup and probes with DI water.

5. Pour pH 4.0 standard into the calibration cup and immerse pH sensor. **Lot #** 4AJ289 **Exp:** 06/2016
6. Allow *1 minute* for temperature stabilization.
7. Press "calibrate" after *30 seconds* of no significant change in pH. Note standard below.
8. Discard used calibration standard, and rinse calibration cup and probes with DI water.

9. Pour pH 10.0 standard into the calibration cup and immerse pH sensor. **Lot #** 4A6557 **Exp:** 7-31-2016
10. Allow *1 minute* for temperature stabilization.
11. Press "calibrate" after *30 seconds* of no significant change in pH. Note below
12. Discard used calibration standard, and rinse calibration cup and probes with DI water.

Dissolved Oxygen (% DO) calibration (should take *at least* 10 minutes): 0750

1. Ensure unit has been on for at least 10 minutes: Initial time: ~~0950~~ + 10min = 0800
2. Enter the local barometric pressure.
   (Note: to convert from inches (common on a weather app or forecast) to mmHg, multiply by 25.4, then to correct to Ft. Smith's altitude, subtract 15.169 mmHg.)
   29.91 in. x 25.4 = 759.714 mmHg - 15.169 = 744.545 mmHg
3. Place ~3mm of DI water in the bottom of the calibration cup.
4. Lightly screw on the calibration cup (only 1 or 2 threads!)
5. Allow *10 minutes* for the air in the cup to become water-saturated and temp to stabilize.
6. Press "calibrate" after *30 seconds* of no significant change in DO. Note below.
7. Discard used DI water, and rinse calibration cup and probes with DI water.

Turbidity calibration:

1. Select "measure" on the main menu, then "Turbidity – With Blank"
2. Scan a sample using the 0.0 NTU Blank solution. "Scan Blank"
3. Scan a sample using the 10 NTU standard. "Scan Sample"
4. Select "Calibrate," then use the arrow buttons to adjust the value to the standard (10.0 NTU).

Field Notebook calibration entry:

YSI – Serial Number: 07-1019

1. Specific Conductance: 1.413 ms/cm
2. ORP: 240
3. pH:
   - Point 1: 10.0
   - Point 2: 7.0
   - Point 3: 4.0 → 3.98
4. DO: 95.1% → 98.0% (7.11 mg/L)

Turbidity Meter Model/Serial Number:

LaMotte 2020 we / 20596

Whirlpool Ft. Smith Field Equipment Calibration Checklist

Date: 7/20/15

Calibrated by: Rachel LaFore

10m 100152

Turn on YSI. Note time on line 38!

Specific Conductance calibration (should take *at least* 1.5 minutes): **Lot #:** 5AC616 **Exp:** 4/16

1. Pour conductivity standard into calibration cup and immerse sensor.
2. Allow *1 minute* for temperature stabilization.
3. Press "calibrate" after *30 seconds* of no significant change in specific conductance. Note below.
4. Discard used calibration standard, and rinse calibration cup and probes with DI water. 1412

ORP calibration (should take *at least* 1.5 minutes): **Lot #:** 8039 **Exp:** 9/2019

1. Pour ORP (Zobell) standard into calibration cup and immerse sensor.
2. Allow *1 minute* for temperature stabilization.
3. Press "calibrate" after *30 seconds* of no significant change in ORP. Note below.
4. Discard used calibration standard, and rinse calibration cup and probes with DI water. 230.9

3-Point pH calibration (should take *at least* 4.5 minutes):

1. Pour pH 7.0 standard into the calibration cup and immerse pH sensor. **Lot #** 5AC488 **Exp:** 4/17
2. Allow *1 minute* for temperature stabilization.
3. Press "calibrate" after *30 seconds* of no significant change in pH. Note below. 7.09
4. Discard used calibration standard, and rinse calibration cup and probes with DI water.
5. Pour pH 4.0 standard into the calibration cup and immerse pH sensor. **Lot #** 4AJ838 **Exp:** 10/16
6. Allow *1 minute* for temperature stabilization.
7. Press "calibrate" after *30 seconds* of no significant change in pH. Note standard below. 3.82
8. Discard used calibration standard, and rinse calibration cup and probes with DI water.
9. Pour pH 10.0 standard into the calibration cup and immerse pH sensor. **Lot #** 5AA164 **Exp:** 1/31/17
10. Allow *1 minute* for temperature stabilization.
11. Press "calibrate" after *30 seconds* of no significant change in pH. Note below 10.15
12. Discard used calibration standard, and rinse calibration cup and probes with DI water.

Dissolved Oxygen (% DO) calibration (should take *at least* 10 minutes):

1. Ensure unit has been on for at least 10 minutes: Initial time: 1036 + 10min = 1053
2. Enter the local barometric pressure.
   (Note: to convert from inches (common on a weather app or forecast) to mmHg, multiply by 25.4, then to correct to Ft. Smith's altitude, subtract 15.169 mmHg.)
   29.93 in. x 25.4 = 760.222 mmHg - 15.169 = 745.05 mmHg
3. Place ~3mm of DI water in the bottom of the calibration cup.
4. Lightly screw on the calibration cup (only 1 or 2 threads!)
5. Allow *10 minutes* for the air in the cup to become water-saturated and temp to stabilize.
6. Press "calibrate" after *30 seconds* of no significant change in DO. Note below.
7. Discard used DI water, and rinse calibration cup and probes with DI water.

Turbidity calibration:

1. Select "measure" on the main menu, then "Turbidity – With Blank"
2. Scan a sample using the 0.0 NTU Blank solution. "Scan Blank"
3. Scan a sample using the 10 NTU standard. "Scan Sample"
4. Select "Calibrate," then use the arrow buttons to adjust the value to the standard (10.0 NTU).

Field Notebook calibration entry:

YSI – Serial Number: 10m100152

1. Specific Conductance: 1412
2. ORP: 230.9
3. pH:
   - Point 1: 7.09
   - Point 2: 3.82
   - Point 3: 10.15
4. DO: 7.46

Turbidity Meter Model/Serial Number: 2020we/126362

colorimeter model/serial #: DR900/1028727

Whirlpool Ft. Smith Field Equipment Calibration Checklist

Date: 07/21/15

Calibrated by: Rachel LaFave

Turn on YSI. Note time on line 38!

Specific Conductance calibration (should take *at least* 1.5 minutes):

1. Pour conductivity standard into calibration cup and immerse sensor.
2. Allow *1 minute* for temperature stabilization.
3. Press "calibrate" after *30 seconds* of no significant change in specific conductance. Note below.
4. Discard used calibration standard, and rinse calibration cup and probes with DI water.

↑ Exp: 4/16 Lot#: 5A C616

ORP calibration (should take *at least* 1.5 minutes):

1. Pour ORP (Zobell) standard into calibration cup and immerse sensor.
2. Allow *1 minute* for temperature stabilization.
3. Press "calibrate" after *30 seconds* of no significant change in ORP. Note below.
4. Discard used calibration standard, and rinse calibration cup and probes with DI water.

↘ Exp: 9/19 Lot# 8039

3-Point pH calibration (should take *at least* 4.5 minutes):

1. Pour pH 7.0 standard into the calibration cup and immerse pH sensor.
2. Allow *1 minute* for temperature stabilization.
3. Press "calibrate" after *30 seconds* of no significant change in pH. Note below.
4. Discard used calibration standard, and rinse calibration cup and probes with DI water.

Exp: 4/17 Lot# 5A C488

5. Pour pH 10.0 standard into the calibration cup and immerse pH sensor.
6. Allow *1 minute* for temperature stabilization.
7. Press "calibrate" after *30 seconds* of no significant change in pH. Note below
8. Discard used calibration standard, and rinse calibration cup and probes with DI water.

Exp: 1/31/17 Lot# 5AA164

9. Pour pH 4.0 standard into the calibration cup and immerse pH sensor.
10. Allow *1 minute* for temperature stabilization.
11. Press "calibrate" after *30 seconds* of no significant change in pH. Note standard below.
12. Discard used calibration standard, and rinse calibration cup and probes with DI water.

Lot# 4AJ838 Exp: 10/16

Dissolved Oxygen (% DO) calibration (should take *at least* 10 minutes):

1. Ensure unit has been on for at least 10 minutes: Initial time: 0950 + 10min = _____
2. Enter the local barometric pressure.
   (Note: to convert from inches (common on a weather app or forecast) to mmHg, multiply by 25.4, then to correct to Ft. Smith's altitude, subtract 15.169 mmHg.)
   29.91 in. x 25.4 = 759.714 mmHg - 15.169 = 744.55 mmHg
3. Place ~3mm of DI water in the bottom of the calibration cup.
4. Lightly screw on the calibration cup (only 1 or 2 threads!)
5. Allow *10 minutes* for the air in the cup to become water-saturated and temp to stabilize.
6. Press "calibrate" after *30 seconds* of no significant change in DO. Note below.
7. Discard used DI water, and rinse calibration cup and probes with DI water.

Turbidity calibration:

1. Select "measure" on the main menu, then "Turbidity – With Blank"
2. Scan a sample using the 0.0 NTU Blank solution. "Scan Blank"
3. Scan a sample using the 10 NTU standard. "Scan Sample"
4. Select "Calibrate," then use the arrow buttons to adjust the value to the standard (10.0 NTU).

Field Notebook calibration entry:

YSI – Serial Number: 10m 100 152

1. Specific Conductance: 1387
2. ORP: 232.3
3. pH:
   - Point 1: 7.10
   - Point 2: 9.89
   - Point 3: 4.04
4. DO: 7.67

Colorimeter Model/Serial Number: DR900/ 028727

Turbidity Meter Model/Serial Number: 2020we / 26862

Whirlpool Ft. Smith Field Equipment Calibration Checklist

Date: 7/21/15

Calibrated by: Victoria Sieglen

Turn on YSI. Note time on line 38!

Specific Conductance calibration (should take *at least* 1.5 minutes): **Lot #:** 4111316 **Exp:** 11/3d15

1. Pour conductivity standard into calibration cup and immerse sensor.
2. Allow *1 minute* for temperature stabilization.
3. Press "calibrate" after *30 seconds* of no significant change in specific conductance. Note below.
4. Discard used calibration standard, and rinse calibration cup and probes with DI water.

ORP calibration (should take *at least* 1.5 minutes): **Lot #:** ~~C3644946~~ **Exp:** ~~9/10/15~~

1. Pour ORP (Zobell) standard into calibration cup and immerse sensor.
2. Allow *1 minute* for temperature stabilization.
3. Press "calibrate" after *30 seconds* of no significant change in ORP. Note below.
4. Discard used calibration standard, and rinse calibration cup and probes with DI water.

3-Point pH calibration (should take *at least* 4.5 minutes):

1. Pour pH 7.0 standard into the calibration cup and immerse pH sensor. **Lot #** C3644946 **Exp:** 9/1/15
2. Allow *1 minute* for temperature stabilization.
3. Press "calibrate" after *30 seconds* of no significant change in pH. Note below.
4. Discard used calibration standard, and rinse calibration cup and probes with DI water.

5. Pour pH 4.0 standard into the calibration cup and immerse pH sensor. **Lot #** C363989 **Exp:** 8/28/15
6. Allow *1 minute* for temperature stabilization.
7. Press "calibrate" after *30 seconds* of no significant change in pH. Note standard below.
8. Discard used calibration standard, and rinse calibration cup and probes with DI water.

9. Pour pH 10.0 standard into the calibration cup and immerse pH sensor. **Lot #** C580565 **Exp:** 6/15/2017
10. Allow *1 minute* for temperature stabilization.
11. Press "calibrate" after *30 seconds* of no significant change in pH. Note below
12. Discard used calibration standard, and rinse calibration cup and probes with DI water.

Dissolved Oxygen (% DO) calibration (should take *at least* 10 minutes):

1. Ensure unit has been on for at least 10 minutes: Initial time: 0653 + 10min = 0703
2. Enter the local barometric pressure.
   (Note: to convert from inches (common on a weather app or forecast) to mmHg, multiply by 25.4, then to correct to Ft. Smith's altitude, subtract 15.169 mmHg.)
   29.88 in. x 25.4 = 758.952 mmHg - 15.169 = 743.783 mmHg
3. Place ~3mm of DI water in the bottom of the calibration cup.
4. Lightly screw on the calibration cup (only 1 or 2 threads!)
5. Allow *10 minutes* for the air in the cup to become water-saturated and temp to stabilize.
6. Press "calibrate" after *30 seconds* of no significant change in DO. Note below.
7. Discard used DI water, and rinse calibration cup and probes with DI water.

Turbidity calibration:

1. Select "measure" on the main menu, then "Turbidity – With Blank"
2. Scan a sample using the 0.0 NTU Blank solution. "Scan Blank"
3. Scan a sample using the 10 NTU standard. "Scan Sample"
4. Select "Calibrate," then use the arrow buttons to adjust the value to the standard (10.0 NTU).

Field Notebook calibration entry:

YSI – Serial Number 024225

1. Specific Conductance: 1385
2. ORP: 226.2
3. pH:
   - Point 1: 7.14
   - Point 2: 4.03
   - Point 3: 10.01
4. DO: 7.37

Turbidity Meter Model/Serial Number: 024764

Whirlpool Ft. Smith Field Equipment Calibration Checklist

Date: July 21, 2015

Calibrated by: Lucy Cross

Turn on YSI. Note time on line 38!

Specific Conductance calibration (should take *at least* 1.5 minutes): **Lot #:** 4AL664 **Exp:** Dec 2015

1. Pour conductivity standard into calibration cup and immerse sensor.
2. Allow *1 minute* for temperature stabilization.
3. Press "calibrate" after *30 seconds* of no significant change in specific conductance. Note below.
4. Discard used calibration standard, and rinse calibration cup and probes with DI water.

ORP calibration (should take *at least* 1.5 minutes): **Lot #:** 8039 **Exp:** Sept 2019

1. Pour ORP (Zobell) standard into calibration cup and immerse sensor.
2. Allow *1 minute* for temperature stabilization.
3. Press "calibrate" after *30 seconds* of no significant change in ORP. Note below.
4. Discard used calibration standard, and rinse calibration cup and probes with DI water.

3-Point pH calibration (should take *at least* 4.5 minutes):

1. Pour pH 7.0 standard into the calibration cup and immerse pH sensor. **Lot #** 5AC488 **Exp:** March 2017
2. Allow *1 minute* for temperature stabilization.
3. Press "calibrate" after *30 seconds* of no significant change in pH. Note below.
4. Discard used calibration standard, and rinse calibration cup and probes with DI water.

5. Pour pH 4.0 standard into the calibration cup and immerse pH sensor. **Lot #** 4AH978 **Exp:** Aug 2016
6. Allow *1 minute* for temperature stabilization.
7. Press "calibrate" after *30 seconds* of no significant change in pH. Note standard below.
8. Discard used calibration standard, and rinse calibration cup and probes with DI water.

9. Pour pH 10.0 standard into the calibration cup and immerse pH sensor. **Lot #** 4AJ846 **Exp:** Oct 2016
10. Allow *1 minute* for temperature stabilization.
11. Press "calibrate" after *30 seconds* of no significant change in pH. Note below
12. Discard used calibration standard, and rinse calibration cup and probes with DI water.

Dissolved Oxygen (% DO) calibration (should take *at least* 10 minutes):

1. Ensure unit has been on for at least 10 minutes: Initial time: 7:00 + 10min = 7:10
2. Enter the local barometric pressure.
   (Note: to convert from inches (common on a weather app or forecast) to mmHg, multiply by 25.4, then to correct to Ft. Smith's altitude, subtract 15.169 mmHg.)
   29.92 in. x 25.4 = 759.968 mmHg - 15.169 = 744.799 mmHg
3. Place ~3mm of DI water in the bottom of the calibration cup.
4. Lightly screw on the calibration cup (only 1 or 2 threads!)
5. Allow *10 minutes* for the air in the cup to become water-saturated and temp to stabilize.
6. Press "calibrate" after *30 seconds* of no significant change in DO. Note below.
7. Discard used DI water, and rinse calibration cup and probes with DI water.

Turbidity calibration:

1. Select "measure" on the main menu, then "Turbidity – With Blank"
2. Scan a sample using the 0.0 NTU Blank solution. "Scan Blank"
3. Scan a sample using the 10 NTU standard. "Scan Sample"
4. Select "Calibrate," then use the arrow buttons to adjust the value to the standard (10.0 NTU).

Field Notebook calibration entry:

YSI – Serial Number: 20058

1. Specific Conductance: 1.413
2. ORP: 240.0
3. pH:
   - Point 1: 7.0
   - Point 2: 4.0
   - Point 3: 10.0
4. DO: 98.0%

Turbidity Meter Model/Serial Number: 2020wl / 5100.5014

Whirlpool Ft. Smith Field Equipment Calibration Checklist

Date: 7/21/2015

Calibrated by: WES

Turn on YSI. Note time on line 38!

Specific Conductance calibration (should take *at least* 1.5 minutes): **Lot #:** 5AC151 **Exp:** 3/31/2016

1. Pour conductivity standard into calibration cup and immerse sensor.
2. Allow *1 minute* for temperature stabilization.
3. Press "calibrate" after *30 seconds* of no significant change in specific conductance. Note below.
4. Discard used calibration standard, and rinse calibration cup and probes with DI water.

ORP calibration (should take *at least* 1.5 minutes): **Lot #:** 6138 **Exp:** 5/31/2018

1. Pour ORP (Zobell) standard into calibration cup and immerse sensor.
2. Allow *1 minute* for temperature stabilization.
3. Press "calibrate" after *30 seconds* of no significant change in ORP. Note below.
4. Discard used calibration standard, and rinse calibration cup and probes with DI water.

3-Point pH calibration (should take *at least* 4.5 minutes):

1. Pour pH 7.0 standard into the calibration cup and immerse pH sensor. **Lot #** 5AD425 **Exp:** 4/30/2017
2. Allow *1 minute* for temperature stabilization.
3. Press "calibrate" after *30 seconds* of no significant change in pH. Note below.
4. Discard used calibration standard, and rinse calibration cup and probes with DI water.

5. Pour pH 4.0 standard into the calibration cup and immerse pH sensor. **Lot #** 5AD247 **Exp:** 4/30/2017
6. Allow *1 minute* for temperature stabilization.
7. Press "calibrate" after *30 seconds* of no significant change in pH. Note standard below.
8. Discard used calibration standard, and rinse calibration cup and probes with DI water.

9. Pour pH 10.0 standard into the calibration cup and immerse pH sensor. **Lot #** 5AD453 **Exp:** 4/30/17
10. Allow *1 minute* for temperature stabilization.
11. Press "calibrate" after *30 seconds* of no significant change in pH. Note below
12. Discard used calibration standard, and rinse calibration cup and probes with DI water.

Dissolved Oxygen (% DO) calibration (should take *at least* 10 minutes):

1. Ensure unit has been on for at least 10 minutes: Initial time: 630 + 10min = 640
2. Enter the local barometric pressure.
   (Note: to convert from inches (common on a weather app or forecast) to mmHg, multiply by 25.4, then to correct to Ft. Smith's altitude, subtract 15.169 mmHg.)
   29.92 in. x 25.4 = 759.968 mmHg - 15.169 = 744.799 mmHg
3. Place ~3mm of DI water in the bottom of the calibration cup.
4. Lightly screw on the calibration cup (only 1 or 2 threads!)
5. Allow *10 minutes* for the air in the cup to become water-saturated and temp to stabilize.
6. Press "calibrate" after *30 seconds* of no significant change in DO. Note below.
7. Discard used DI water, and rinse calibration cup and probes with DI water.

Turbidity calibration:

1. Select "measure" on the main menu, then "Turbidity – With Blank"
2. Scan a sample using the 0.0 NTU Blank solution. "Scan Blank"
3. Scan a sample using the 10 NTU standard. "Scan Sample"
4. Select "Calibrate," then use the arrow buttons to adjust the value to the standard (10.0 NTU).

Field Notebook calibration entry:

YSI – Serial Number: 04060267 AC

1. Specific Conductance: 1413
2. ORP: 240.0
3. pH:
   - Point 1: 7.00
   - Point 2: 10.00
   - Point 3: 4.01
4. DO: 98%

Turbidity Meter Model/Serial Number:

Whirlpool Ft. Smith Field Equipment Calibration Checklist

Date: 7/21/15

Calibrated by: NZ

Turn on YSI. Note time on line 38!

Specific Conductance calibration (should take *at least* 1.5 minutes): **Lot #:** SAC151 **Exp:** 3/31/16

1. Pour conductivity standard into calibration cup and immerse sensor.
2. Allow *1 minute* for temperature stabilization.
3. Press "calibrate" after *30 seconds* of no significant change in specific conductance. Note below.
4. Discard used calibration standard, and rinse calibration cup and probes with DI water.

ORP calibration (should take *at least* 1.5 minutes): **Lot #:** 6138 **Exp:** 5/31/18

1. Pour ORP (Zobell) standard into calibration cup and immerse sensor.
2. Allow *1 minute* for temperature stabilization.
3. Press "calibrate" after *30 seconds* of no significant change in ORP. Note below.
4. Discard used calibration standard, and rinse calibration cup and probes with DI water.

3-Point pH calibration (should take *at least* 4.5 minutes):

1. Pour pH 7.0 standard into the calibration cup and immerse pH sensor. **Lot #** SAP425 **Exp:** 4/30/17
2. Allow *1 minute* for temperature stabilization.
3. Press "calibrate" after *30 seconds* of no significant change in pH. Note below.
4. Discard used calibration standard, and rinse calibration cup and probes with DI water.
5. Pour pH 4.0 standard into the calibration cup and immerse pH sensor. **Lot #** SAD417 **Exp:** 4/30/17
6. Allow *1 minute* for temperature stabilization.
7. Press "calibrate" after *30 seconds* of no significant change in pH. Note standard below.
8. Discard used calibration standard, and rinse calibration cup and probes with DI water.
9. Pour pH 10.0 standard into the calibration cup and immerse pH sensor. **Lot #** SAD453 **Exp:** 4/30/17
10. Allow *1 minute* for temperature stabilization.
11. Press "calibrate" after *30 seconds* of no significant change in pH. Note below
12. Discard used calibration standard, and rinse calibration cup and probes with DI water.

Dissolved Oxygen (% DO) calibration (should take *at least* 10 minutes):

1. Ensure unit has been on for at least 10 minutes: Initial time: 0625 + 10min = 0635
2. Enter the local barometric pressure.
   (Note: to convert from inches (common on a weather app or forecast) to mmHg, multiply by 25.4, then to correct to Ft. Smith's altitude, subtract 15.169 mmHg.)
   29.93 in. x 25.4 = 759.97 mmHg - 15.169 = 744.8 mmHg
3. Place ~3mm of DI water in the bottom of the calibration cup.
4. Lightly screw on the calibration cup (only 1 or 2 threads!)
5. Allow *10 minutes* for the air in the cup to become water-saturated and temp to stabilize.
6. Press "calibrate" after *30 seconds* of no significant change in DO. Note below.
7. Discard used DI water, and rinse calibration cup and probes with DI water.

Turbidity calibration:

1. Select "measure" on the main menu, then "Turbidity – With Blank"
2. Scan a sample using the 0.0 NTU Blank solution. "Scan Blank"
3. Scan a sample using the 10 NTU standard. "Scan Sample"
4. Select "Calibrate," then use the arrow buttons to adjust the value to the standard (10.0 NTU).

Field Notebook calibration entry:

YSI – Serial Number: 06D252AG

1. Specific Conductance: 1413 uS/cm
2. ORP: 240 mV
3. pH:
   - Point 1: 7.00
   - Point 2: 4.00
   - Point 3: 10.00
4. DO: 98.0%

Turbidity Meter Model/Serial Number: ~~98.6%~~ NZ

Whirlpool Ft. Smith Field Equipment Calibration Checklist

Date: 7/21/2025

Calibrated by: J. Myers

Turn on YSI. Note time on line 38!

Specific Conductance calibration (should take *at least* 1.5 minutes): **Lot #:** 4AL224 **Exp:** 12/15

1. Pour conductivity standard into calibration cup and immerse sensor.
2. Allow *1 minute* for temperature stabilization.
3. Press "calibrate" after *30 seconds* of no significant change in specific conductance. Note below.
4. Discard used calibration standard, and rinse calibration cup and probes with DI water.

ORP calibration (should take *at least* 1.5 minutes): **Lot #:** 7872 **Exp:** 7/19

1. Pour ORP (Zobell) standard into calibration cup and immerse sensor.
2. Allow *1 minute* for temperature stabilization.
3. Press "calibrate" after *30 seconds* of no significant change in ORP. Note below.
4. Discard used calibration standard, and rinse calibration cup and probes with DI water.

3-Point pH calibration (should take *at least* 4.5 minutes):

1. Pour pH 7.0 standard into the calibration cup and immerse pH sensor. **Lot #** 5AA012 **Exp:** 1/17
2. Allow *1 minute* for temperature stabilization.
3. Press "calibrate" after *30 seconds* of no significant change in pH. Note below.
4. Discard used calibration standard, and rinse calibration cup and probes with DI water.

5. Pour pH 4.0 standard into the calibration cup and immerse pH sensor. **Lot #** 4AJ289 **Exp:** 6/16
6. Allow *1 minute* for temperature stabilization.
7. Press "calibrate" after *30 seconds* of no significant change in pH. Note standard below.
8. Discard used calibration standard, and rinse calibration cup and probes with DI water.

9. Pour pH 10.0 standard into the calibration cup and immerse pH sensor. **Lot #** 4AG557 **Exp:** 7/31/16
10. Allow *1 minute* for temperature stabilization.
11. Press "calibrate" after *30 seconds* of no significant change in pH. Note below
12. Discard used calibration standard, and rinse calibration cup and probes with DI water.

Dissolved Oxygen (% DO) calibration (should take *at least* 10 minutes):

1. Ensure unit has been on for at least 10 minutes: Initial time: 0800 + 10min = 0810
2. Enter the local barometric pressure.
   (Note: to convert from inches (common on a weather app or forecast) to mmHg, multiply by 25.4, then to correct to Ft. Smith's altitude, subtract 15.169 mmHg.)
   29.85 in. x 25.4 = 733.806 mmHg - 15.169 = 718.637 mmHg
3. Place ~3mm of DI water in the bottom of the calibration cup.
4. Lightly screw on the calibration cup (only 1 or 2 threads!)
5. Allow *10 minutes* for the air in the cup to become water-saturated and temp to stabilize.
6. Press "calibrate" after *30 seconds* of no significant change in DO. Note below.
7. Discard used DI water, and rinse calibration cup and probes with DI water.

Turbidity calibration:

1. Select "measure" on the main menu, then "Turbidity – With Blank"
2. Scan a sample using the 0.0 NTU Blank solution. "Scan Blank"
3. Scan a sample using the 10 NTU standard. "Scan Sample"
4. Select "Calibrate," then use the arrow buttons to adjust the value to the standard (10.0 NTU).

Field Notebook calibration entry:

YSI – Serial Number: 021019

1. Specific Conductance: 1413 µs/cm
2. ORP: 240
3. pH:
   - Point 1: 10.0
   - Point 2: 7.0
   - Point 3: 4.0
4. DO: 94.6%

Turbidity Meter Model/Serial Number: La Motte 2020 WE/20596

Whirlpool Ft. Smith Field Equipment Calibration Checklist

Date: 7/22/15

Calibrated by: NZ

Turn on YSI. Note time on line 38!

Specific Conductance calibration (should take *at least* 1.5 minutes): **Lot #:** 5AC151 **Exp:** 3/31/15

1. Pour conductivity standard into calibration cup and immerse sensor.
2. Allow *1 minute* for temperature stabilization.
3. Press "calibrate" after *30 seconds* of no significant change in specific conductance. Note below.
4. Discard used calibration standard, and rinse calibration cup and probes with DI water.

ORP calibration (should take *at least* 1.5 minutes): **Lot #:** 6138 **Exp:** 5/31/18

1. Pour ORP (Zobell) standard into calibration cup and immerse sensor.
2. Allow *1 minute* for temperature stabilization.
3. Press "calibrate" after *30 seconds* of no significant change in ORP. Note below.
4. Discard used calibration standard, and rinse calibration cup and probes with DI water.

3-Point pH calibration (should take *at least* 4.5 minutes):

1. Pour pH 7.0 standard into the calibration cup and immerse pH sensor. **Lot #** 5AD425 **Exp:** 4/30/17
2. Allow *1 minute* for temperature stabilization.
3. Press "calibrate" after *30 seconds* of no significant change in pH. Note below.
4. Discard used calibration standard, and rinse calibration cup and probes with DI water.

5. Pour pH 4.0 standard into the calibration cup and immerse pH sensor. **Lot #** 5AD247 **Exp:** 4/30/17
6. Allow *1 minute* for temperature stabilization.
7. Press "calibrate" after *30 seconds* of no significant change in pH. Note standard below.
8. Discard used calibration standard, and rinse calibration cup and probes with DI water.

9. Pour pH 10.0 standard into the calibration cup and immerse pH sensor. **Lot #** 4AJ846 **Exp:** 10/31/16
10. Allow *1 minute* for temperature stabilization.
11. Press "calibrate" after *30 seconds* of no significant change in pH. Note below
12. Discard used calibration standard, and rinse calibration cup and probes with DI water.

Dissolved Oxygen (% DO) calibration (should take *at least* 10 minutes):

1. Ensure unit has been on for at least 10 minutes: Initial time: 0630 + 10min = 0640
2. Enter the local barometric pressure.
   (Note: to convert from inches (common on a weather app or forecast) to mmHg, multiply by 25.4, then to correct to Ft. Smith's altitude, subtract 15.169 mmHg.)
   29.90 in. x 25.4 = 759.46 mmHg - 15.169 = 744.291 mmHg
3. Place ~3mm of DI water in the bottom of the calibration cup.
4. Lightly screw on the calibration cup (only 1 or 2 threads!)
5. Allow *10 minutes* for the air in the cup to become water-saturated and temp to stabilize.
6. Press "calibrate" after *30 seconds* of no significant change in DO. Note below.
7. Discard used DI water, and rinse calibration cup and probes with DI water.

Turbidity calibration:

1. Select "measure" on the main menu, then "Turbidity – With Blank"
2. Scan a sample using the 0.0 NTU Blank solution. "Scan Blank"
3. Scan a sample using the 10 NTU standard. "Scan Sample"
4. Select "Calibrate," then use the arrow buttons to adjust the value to the standard (10.0 NTU).

Field Notebook calibration entry:

YSI – Serial Number: 06D2528AG

1. Specific Conductance: ~~1210~~ NZ 1413 µS/cm
2. ORP: 240.1 mV
3. pH:
   - Point 1: 7.00
   - Point 2: 4.00
   - Point 3: 9.99
4. DO: 98.2%

Turbidity Meter Model/Serial Number: 5108-5014

Whirlpool Ft. Smith Field Equipment Calibration Checklist

Date: 07-22-15

Calibrated by: Raechel LaFiore

Turn on YSI. Note time on line 38!

Specific Conductance calibration (should take *at least* 1.5 minutes): **Lot #:** 5ACle16 **Exp:** Mar/16

1. Pour conductivity standard into calibration cup and immerse sensor.
2. Allow *1 minute* for temperature stabilization.
3. Press "calibrate" after *30 seconds* of no significant change in specific conductance. Note below.
4. Discard used calibration standard, and rinse calibration cup and probes with DI water.

ORP calibration (should take *at least* 1.5 minutes): **Lot #:** 8039 **Exp:** 9/2019

1. Pour ORP (Zobell) standard into calibration cup and immerse sensor.
2. Allow *1 minute* for temperature stabilization.
3. Press "calibrate" after *30 seconds* of no significant change in ORP. Note below.
4. Discard used calibration standard, and rinse calibration cup and probes with DI water.

3-Point pH calibration (should take *at least* 4.5 minutes):

1. Pour pH 7.0 standard into the calibration cup and immerse pH sensor. **Lot #** 5AC488 **Exp:** Mar/17
2. Allow *1 minute* for temperature stabilization.
3. Press "calibrate" after *30 seconds* of no significant change in pH. Note below.
4. Discard used calibration standard, and rinse calibration cup and probes with DI water.

5. Pour pH 4.0 standard into the calibration cup and immerse pH sensor. **Lot #** 4AS838 **Exp:** 10/16
6. Allow *1 minute* for temperature stabilization.
7. Press "calibrate" after *30 seconds* of no significant change in pH. Note standard below.
8. Discard used calibration standard, and rinse calibration cup and probes with DI water.

9. Pour pH 10.0 standard into the calibration cup and immerse pH sensor. **Lot #** 5AA164 **Exp:** 1/31/17
10. Allow *1 minute* for temperature stabilization.
11. Press "calibrate" after *30 seconds* of no significant change in pH. Note below
12. Discard used calibration standard, and rinse calibration cup and probes with DI water.

Dissolved Oxygen (% DO) calibration (should take *at least* 10 minutes):

1. Ensure unit has been on for at least 10 minutes: Initial time: 0707 + 10min = 0717
2. Enter the local barometric pressure.
   (Note: to convert from inches (common on a weather app or forecast) to mmHg, multiply by 25.4, then to correct to Ft. Smith's altitude, subtract 15.169 mmHg.)
   29.9 in. x 25.4 = 759.46 mmHg - 15.169 = 744.29 mmHg
3. Place ~3mm of DI water in the bottom of the calibration cup.
4. Lightly screw on the calibration cup (only 1 or 2 threads!)
5. Allow *10 minutes* for the air in the cup to become water-saturated and temp to stabilize.
6. Press "calibrate" after *30 seconds* of no significant change in DO. Note below.
7. Discard used DI water, and rinse calibration cup and probes with DI water.

Turbidity calibration:

1. Select "measure" on the main menu, then "Turbidity – With Blank"
2. Scan a sample using the 0.0 NTU Blank solution. "Scan Blank"
3. Scan a sample using the 10 NTU standard. "Scan Sample"
4. Select "Calibrate," then use the arrow buttons to adjust the value to the standard (10.0 NTU).

Field Notebook calibration entry:

YSI – Serial Number: 10m100152

1. Specific Conductance: ~~10M100152~~ RL 1403
2. ORP: 244.9
3. pH:
   - Point 1: 7.10
   - Point 2: 3.96
   - Point 3: 10.08
4. DO: 7.87

Turbidity Meter Model/Serial Number: 2020we / 26862

Colorimeter: DR 900 / 028127

Whirlpool Ft. Smith Field Equipment Calibration Checklist

Date: 1/22/15

Calibrated by: Victoria Siegler

Turn on YSI. Note time on line 38!

Specific Conductance calibration (should take *at least* 1.5 minutes): **Lot #:** 4111316 **Exp:** 11/30/15

1. Pour conductivity standard into calibration cup and immerse sensor.
2. Allow *1 minute* for temperature stabilization.
3. Press "calibrate" after *30 seconds* of no significant change in specific conductance. Note below.
4. Discard used calibration standard, and rinse calibration cup and probes with DI water.

ORP calibration (should take *at least* 1.5 minutes): **Lot #:** 7872 **Exp:** 7/19

1. Pour ORP (Zobell) standard into calibration cup and immerse sensor.
2. Allow *1 minute* for temperature stabilization.
3. Press "calibrate" after *30 seconds* of no significant change in ORP. Note below.
4. Discard used calibration standard, and rinse calibration cup and probes with DI water.

3-Point pH calibration (should take *at least* 4.5 minutes):

1. Pour pH 7.0 standard into the calibration cup and immerse pH sensor. **Lot #** C364296 **Exp:** 9/10/15
2. Allow *1 minute* for temperature stabilization.
3. Press "calibrate" after *30 seconds* of no significant change in pH. Note below.
4. Discard used calibration standard, and rinse calibration cup and probes with DI water.

5. Pour pH 4.0 standard into the calibration cup and immerse pH sensor. **Lot #** C363989 **Exp:** 8/28/15
6. Allow *1 minute* for temperature stabilization.
7. Press "calibrate" after *30 seconds* of no significant change in pH. Note standard below.
8. Discard used calibration standard, and rinse calibration cup and probes with DI water.

9. Pour pH 10.0 standard into the calibration cup and immerse pH sensor. **Lot #** C580565 **Exp:** 6/5/17
10. Allow *1 minute* for temperature stabilization.
11. Press "calibrate" after *30 seconds* of no significant change in pH. Note below
12. Discard used calibration standard, and rinse calibration cup and probes with DI water.

Dissolved Oxygen (% DO) calibration (should take *at least* 10 minutes):

1. Ensure unit has been on for at least 10 minutes: Initial time: 0645 + 10min = 0655
2. Enter the local barometric pressure.
   (Note: to convert from inches (common on a weather app or forecast) to mmHg, multiply by 25.4, then to correct to Ft. Smith's altitude, subtract 15.169 mmHg.)
   _____ in. x 25.4 = _____ mmHg - 15.169 = 744.291 mmHg
3. Place ~3mm of DI water in the bottom of the calibration cup.
4. Lightly screw on the calibration cup (only 1 or 2 threads!)
5. Allow *10 minutes* for the air in the cup to become water-saturated and temp to stabilize.
6. Press "calibrate" after *30 seconds* of no significant change in DO. Note below.
7. Discard used DI water, and rinse calibration cup and probes with DI water.

Turbidity calibration:

1. Select "measure" on the main menu, then "Turbidity – With Blank"
2. Scan a sample using the 0.0 NTU Blank solution. "Scan Blank"
3. Scan a sample using the 10 NTU standard. "Scan Sample"
4. Select "Calibrate," then use the arrow buttons to adjust the value to the standard (10.0 NTU).

Field Notebook calibration entry:

YSI – Serial Number: 024225

1. Specific Conductance: 1397
2. ORP: 240.3
3. pH:
   - Point 1: 7.01
   - Point 2: 4.0
   - Point 3: 9.99
4. DO: ~~240.3~~ vs 10.23

Turbidity Meter Model/Serial Number: 024766

Whirlpool Ft. Smith Field Equipment Calibration Checklist

Date: 7/22/2015

Calibrated by: NES

Turn on YSI. Note time on line 38!

Specific Conductance calibration (should take *at least* 1.5 minutes): **Lot #:** 5AC151 **Exp:** 3/31/2016

1. Pour conductivity standard into calibration cup and immerse sensor.
2. Allow *1 minute* for temperature stabilization.
3. Press "calibrate" after *30 seconds* of no significant change in specific conductance. Note below.
4. Discard used calibration standard, and rinse calibration cup and probes with DI water.

ORP calibration (should take *at least* 1.5 minutes): **Lot #:** 6138 **Exp:** 5/31/2018

1. Pour ORP (Zobell) standard into calibration cup and immerse sensor.
2. Allow *1 minute* for temperature stabilization.
3. Press "calibrate" after *30 seconds* of no significant change in ORP. Note below.
4. Discard used calibration standard, and rinse calibration cup and probes with DI water.

3-Point pH calibration (should take *at least* 4.5 minutes):

1. Pour pH 7.0 standard into the calibration cup and immerse pH sensor. **Lot #** 5AD425 **Exp:** 4/30/2017
2. Allow *1 minute* for temperature stabilization.
3. Press "calibrate" after *30 seconds* of no significant change in pH. Note below.
4. Discard used calibration standard, and rinse calibration cup and probes with DI water.

5. Pour pH 4.0 standard into the calibration cup and immerse pH sensor. **Lot #** 5AD247 **Exp:** 4/30/2017
6. Allow *1 minute* for temperature stabilization.
7. Press "calibrate" after *30 seconds* of no significant change in pH. Note standard below.
8. Discard used calibration standard, and rinse calibration cup and probes with DI water.

9. Pour pH 10.0 standard into the calibration cup and immerse pH sensor. **Lot #** 5AD453 **Exp:** 4/30/2017
10. Allow *1 minute* for temperature stabilization.
11. Press "calibrate" after *30 seconds* of no significant change in pH. Note below
12. Discard used calibration standard, and rinse calibration cup and probes with DI water.

Dissolved Oxygen (% DO) calibration (should take *at least* 10 minutes):

1. Ensure unit has been on for at least 10 minutes: Initial time: _____ + 10min =_____
2. Enter the local barometric pressure.
   (Note: to convert from inches (common on a weather app or forecast) to mmHg, multiply by 25.4, then to correct to Ft. Smith's altitude, subtract 15.169 mmHg.)
   29.90 in. x 25.4 = 759.46 mmHg - 15.169 = 744.291 mmHg
3. Place ~3mm of DI water in the bottom of the calibration cup.
4. Lightly screw on the calibration cup (only 1 or 2 threads!)
5. Allow *10 minutes* for the air in the cup to become water-saturated and temp to stabilize.
6. Press "calibrate" after *30 seconds* of no significant change in DO. Note below.
7. Discard used DI water, and rinse calibration cup and probes with DI water.

Turbidity calibration:

1. Select "measure" on the main menu, then "Turbidity – With Blank"
2. Scan a sample using the 0.0 NTU Blank solution. "Scan Blank"
3. Scan a sample using the 10 NTU standard. "Scan Sample"
4. Select "Calibrate," then use the arrow buttons to adjust the value to the standard (10.0 NTU).

Field Notebook calibration entry:

YSI – Serial Number: 04D6267 AC

1. Specific Conductance: 1.413
2. ORP: 240.0
3. pH:
   - Point 1: 7.00
   - Point 2: 4.00
   - Point 3: 10.00
4. DO: 97.8

Turbidity Meter Model/Serial Number:

Whirlpool Ft. Smith Field Equipment Calibration Checklist

Date: 7/22/2015

Calibrated by: Lucy Cross

Turn on YSI. Note time on line 38!

Specific Conductance calibration (should take *at least* 1.5 minutes): **Lot #:** 4AL664 **Exp:** Dec 2015

1. Pour conductivity standard into calibration cup and immerse sensor.
2. Allow *1 minute* for temperature stabilization.
3. Press "calibrate" after *30 seconds* of no significant change in specific conductance. Note below.
4. Discard used calibration standard, and rinse calibration cup and probes with DI water.

ORP calibration (should take *at least* 1.5 minutes): **Lot #:** 8039 **Exp:** Sept 2019

1. Pour ORP (Zobell) standard into calibration cup and immerse sensor.
2. Allow *1 minute* for temperature stabilization.
3. Press "calibrate" after *30 seconds* of no significant change in ORP. Note below.
4. Discard used calibration standard, and rinse calibration cup and probes with DI water.

3-Point pH calibration (should take *at least* 4.5 minutes):

1. Pour pH 7.0 standard into the calibration cup and immerse pH sensor. **Lot #** 5AC488 **Exp:** March 2017
2. Allow *1 minute* for temperature stabilization.
3. Press "calibrate" after *30 seconds* of no significant change in pH. Note below.
4. Discard used calibration standard, and rinse calibration cup and probes with DI water.

5. Pour pH 4.0 standard into the calibration cup and immerse pH sensor. **Lot #** 4AH978 **Exp:** Aug 2016
6. Allow *1 minute* for temperature stabilization.
7. Press "calibrate" after *30 seconds* of no significant change in pH. Note standard below.
8. Discard used calibration standard, and rinse calibration cup and probes with DI water.

9. Pour pH 10.0 standard into the calibration cup and immerse pH sensor. **Lot #** 4AJ846 **Exp:** Oct 2016
10. Allow *1 minute* for temperature stabilization.
11. Press "calibrate" after *30 seconds* of no significant change in pH. Note below
12. Discard used calibration standard, and rinse calibration cup and probes with DI water.

Dissolved Oxygen (% DO) calibration (should take *at least* 10 minutes):

1. Ensure unit has been on for at least 10 minutes: Initial time: 6:52 + 10min = 7:02
2. Enter the local barometric pressure.
   (Note: to convert from inches (common on a weather app or forecast) to mmHg, multiply by 25.4, then to correct to Ft. Smith's altitude, subtract 15.169 mmHg.)
   29.90 in. x 25.4 = 759.46 mmHg - 15.169 = 744.291 mmHg
3. Place ~3mm of DI water in the bottom of the calibration cup.
4. Lightly screw on the calibration cup (only 1 or 2 threads!)
5. Allow *10 minutes* for the air in the cup to become water-saturated and temp to stabilize.
6. Press "calibrate" after *30 seconds* of no significant change in DO. Note below.
7. Discard used DI water, and rinse calibration cup and probes with DI water.

Turbidity calibration:

1. Select "measure" on the main menu, then "Turbidity – With Blank"
2. Scan a sample using the 0.0 NTU Blank solution. "Scan Blank"
3. Scan a sample using the 10 NTU standard. "Scan Sample"
4. Select "Calibrate," then use the arrow buttons to adjust the value to the standard (10.0 NTU).

Field Notebook calibration entry:

YSI – Serial Number: 20058

1. Specific Conductance: 1.413
2. ORP: 240.0
3. pH:
   - Point 1: 7.00
   - Point 2: 4.00
   - Point 3: 10.00
4. DO: 97.9%

Turbidity Meter Model/Serial Number: 2020wc / 5100-5014

Whirlpool Ft. Smith Field Equipment Calibration Checklist

Date: 7/22/2015

Calibrated by: J. Myers

Turn on YSI. Note time on line 38!

Specific Conductance calibration (should take *at least* 1.5 minutes): **Lot #:** 4AL224 **Exp:** 12/2015

1. Pour conductivity standard into calibration cup and immerse sensor.
2. Allow *1 minute* for temperature stabilization.
3. Press "calibrate" after *30 seconds* of no significant change in specific conductance. Note below.
4. Discard used calibration standard, and rinse calibration cup and probes with DI water.

ORP calibration (should take *at least* 1.5 minutes): **Lot #:** 7872 **Exp:** 7/2014

1. Pour ORP (Zobell) standard into calibration cup and immerse sensor.
2. Allow *1 minute* for temperature stabilization.
3. Press "calibrate" after *30 seconds* of no significant change in ORP. Note below.
4. Discard used calibration standard, and rinse calibration cup and probes with DI water.

3-Point pH calibration (should take *at least* 4.5 minutes):

1. Pour pH 7.0 standard into the calibration cup and immerse pH sensor. **Lot #** 5A1612 **Exp:** 1/2017
2. Allow *1 minute* for temperature stabilization.
3. Press "calibrate" after *30 seconds* of no significant change in pH. Note below.
4. Discard used calibration standard, and rinse calibration cup and probes with DI water.

5. Pour pH 4.0 standard into the calibration cup and immerse pH sensor. **Lot #** 4A5284 **Exp:** 6/2016
6. Allow *1 minute* for temperature stabilization.
7. Press "calibrate" after *30 seconds* of no significant change in pH. Note standard below.
8. Discard used calibration standard, and rinse calibration cup and probes with DI water.

9. Pour pH 10.0 standard into the calibration cup and immerse pH sensor. **Lot #** 4A6557 **Exp:** 7/31/16
10. Allow *1 minute* for temperature stabilization.
11. Press "calibrate" after *30 seconds* of no significant change in pH. Note below
12. Discard used calibration standard, and rinse calibration cup and probes with DI water.

Dissolved Oxygen (% DO) calibration (should take *at least* 10 minutes):

1. Ensure unit has been on for at least 10 minutes: Initial time: 0635 + 10min = 0745
2. Enter the local barometric pressure.
   (Note: to convert from inches (common on a weather app or forecast) to mmHg, multiply by 25.4, then to correct to Ft. Smith's altitude, subtract 15.169 mmHg.)
   29.88 in. x 25.4 = 758.95 mmHg - 15.169 = 743.683 mmHg
3. Place ~3mm of DI water in the bottom of the calibration cup.
4. Lightly screw on the calibration cup (only 1 or 2 threads!)
5. Allow *10 minutes* for the air in the cup to become water-saturated and temp to stabilize.
6. Press "calibrate" after *30 seconds* of no significant change in DO. Note below.
7. Discard used DI water, and rinse calibration cup and probes with DI water.

Turbidity calibration:

1. Select "measure" on the main menu, then "Turbidity – With Blank"
2. Scan a sample using the 0.0 NTU Blank solution. "Scan Blank"
3. Scan a sample using the 10 NTU standard. "Scan Sample"
4. Select "Calibrate," then use the arrow buttons to adjust the value to the standard (10.0 NTU).

Field Notebook calibration entry:

YSI – Serial Number: 021019

1. Specific Conductance: 1.413 ms/cm
2. ORP: 240 → 241
3. pH:
   - Point 1: 10.0
   - Point 2: 7.0
   - Point 3: 4.0
4. DO: 97.8%

Turbidity Meter Model/Serial Number: La Motte 2020 WE / 20596

Whirlpool Ft. Smith Field Equipment Calibration Checklist

Date: 7/23/2015

Calibrated by: J. Myers

Turn on YSI. Note time on line 38!

Specific Conductance calibration (should take *at least* 1.5 minutes): **Lot #:** 4AL224 **Exp:** 12/15

1. Pour conductivity standard into calibration cup and immerse sensor.
2. Allow *1 minute* for temperature stabilization.
3. Press "calibrate" after *30 seconds* of no significant change in specific conductance. Note below.
4. Discard used calibration standard, and rinse calibration cup and probes with DI water.

ORP calibration (should take *at least* 1.5 minutes): **Lot #:** 7872 **Exp:** 7/19

1. Pour ORP (Zobell) standard into calibration cup and immerse sensor.
2. Allow *1 minute* for temperature stabilization.
3. Press "calibrate" after *30 seconds* of no significant change in ORP. Note below.
4. Discard used calibration standard, and rinse calibration cup and probes with DI water.

3-Point pH calibration (should take *at least* 4.5 minutes):

1. Pour pH 7.0 standard into the calibration cup and immerse pH sensor. **Lot #** SAA012 **Exp:** 1/17
2. Allow *1 minute* for temperature stabilization.
3. Press "calibrate" after *30 seconds* of no significant change in pH. Note below.
4. Discard used calibration standard, and rinse calibration cup and probes with DI water.

5. Pour pH 4.0 standard into the calibration cup and immerse pH sensor. **Lot #** 4AJ284 **Exp:** 6/16
6. Allow *1 minute* for temperature stabilization.
7. Press "calibrate" after *30 seconds* of no significant change in pH. Note standard below.
8. Discard used calibration standard, and rinse calibration cup and probes with DI water.

9. Pour pH 10.0 standard into the calibration cup and immerse pH sensor. **Lot #** 4A6557 **Exp:** 7/31/16
10. Allow *1 minute* for temperature stabilization.
11. Press "calibrate" after *30 seconds* of no significant change in pH. Note below
12. Discard used calibration standard, and rinse calibration cup and probes with DI water.

Dissolved Oxygen (% DO) calibration (should take *at least* 10 minutes):

1. Ensure unit has been on for at least 10 minutes: Initial time: 0650 + 10min = 0700
2. Enter the local barometric pressure.
   (Note: to convert from inches (common on a weather app or forecast) to mmHg, multiply by 25.4, then to correct to Ft. Smith's altitude, subtract 15.169 mmHg.)
   29.84 in. x 25.4 = 757.736 mmHg - 15.169 = 744.037 mmHg
3. Place ~3mm of DI water in the bottom of the calibration cup.
4. Lightly screw on the calibration cup (only 1 or 2 threads!)
5. Allow *10 minutes* for the air in the cup to become water-saturated and temp to stabilize.
6. Press "calibrate" after *30 seconds* of no significant change in DO. Note below.
7. Discard used DI water, and rinse calibration cup and probes with DI water.

Turbidity calibration:

1. Select "measure" on the main menu, then "Turbidity – With Blank"
2. Scan a sample using the 0.0 NTU Blank solution. "Scan Blank"
3. Scan a sample using the 10 NTU standard. "Scan Sample"
4. Select "Calibrate," then use the arrow buttons to adjust the value to the standard (10.0 NTU).

Field Notebook calibration entry:

YSI – Serial Number: 02l019

1. Specific Conductance: 1413 µS/cm
2. ORP: 240
3. pH:
   - Point 1: 10.0
   - Point 2: 7.0
   - Point 3: 3.98
4. DO: 97.9%

Turbidity Meter Model/Serial Number: La Motte 2020 we / 20596

Whirlpool Ft. Smith Field Equipment Calibration Checklist

Date: 7/23/2015

Calibrated by: Lucy Cross

Turn on YSI. Note time on line 38!

Specific Conductance calibration (should take *at least* 1.5 minutes): **Lot #:** 4AL1064 **Exp:** Dec 2015

1. Pour conductivity standard into calibration cup and immerse sensor.
2. Allow *1 minute* for temperature stabilization.
3. Press "calibrate" after *30 seconds* of no significant change in specific conductance. Note below.
4. Discard used calibration standard, and rinse calibration cup and probes with DI water.

ORP calibration (should take *at least* 1.5 minutes): **Lot #:** 4138 **Exp:** 5/31/2018

1. Pour ORP (Zobell) standard into calibration cup and immerse sensor.
2. Allow *1 minute* for temperature stabilization.
3. Press "calibrate" after *30 seconds* of no significant change in ORP. Note below.
4. Discard used calibration standard, and rinse calibration cup and probes with DI water.

3-Point pH calibration (should take *at least* 4.5 minutes):

1. Pour pH 7.0 standard into the calibration cup and immerse pH sensor. **Lot #** 5AC488 **Exp:** March 2017
2. Allow *1 minute* for temperature stabilization.
3. Press "calibrate" after *30 seconds* of no significant change in pH. Note below.
4. Discard used calibration standard, and rinse calibration cup and probes with DI water.

5. Pour pH 4.0 standard into the calibration cup and immerse pH sensor. **Lot #** 4AH978 **Exp:** Aug 2016
6. Allow *1 minute* for temperature stabilization.
7. Press "calibrate" after *30 seconds* of no significant change in pH. Note standard below.
8. Discard used calibration standard, and rinse calibration cup and probes with DI water.

9. Pour pH 10.0 standard into the calibration cup and immerse pH sensor. **Lot #** 4AJ846 **Exp:** Oct 2016
10. Allow *1 minute* for temperature stabilization.
11. Press "calibrate" after *30 seconds* of no significant change in pH. Note below
12. Discard used calibration standard, and rinse calibration cup and probes with DI water.

Dissolved Oxygen (% DO) calibration (should take *at least* 10 minutes):

1. Ensure unit has been on for at least 10 minutes: Initial time: 6:53 + 10min = 7:03
2. Enter the local barometric pressure.
   (Note: to convert from inches (common on a weather app or forecast) to mmHg, multiply by 25.4, then to correct to Ft. Smith's altitude, subtract 15.169 mmHg.)
   29.91 in. x 25.4 = 759.714 mmHg - 15.169 = 744.545 mmHg
3. Place ~3mm of DI water in the bottom of the calibration cup.
4. Lightly screw on the calibration cup (only 1 or 2 threads!)
5. Allow *10 minutes* for the air in the cup to become water-saturated and temp to stabilize.
6. Press "calibrate" after *30 seconds* of no significant change in DO. Note below.
7. Discard used DI water, and rinse calibration cup and probes with DI water.

Turbidity calibration:

1. Select "measure" on the main menu, then "Turbidity – With Blank"
2. Scan a sample using the 0.0 NTU Blank solution. "Scan Blank"
3. Scan a sample using the 10 NTU standard. "Scan Sample"
4. Select "Calibrate," then use the arrow buttons to adjust the value to the standard (10.0 NTU).

Field Notebook calibration entry:

YSI – Serial Number: 20058

1. Specific Conductance: 1.413
2. ORP: 240.0
3. pH:
   - Point 1: 7.00
   - Point 2: 4.00
   - Point 3: 10.00
4. DO: 98.0%

Turbidity Meter Model/Serial Number: 2020 we | 5100-5014

Whirlpool Ft. Smith Field Equipment Calibration Checklist

Date: 7/23/15

Calibrated by: NZ

Turn on YSI. Note time on line 38!

Specific Conductance calibration (should take *at least* 1.5 minutes): **Lot #:** 4ALG661 **Exp:** 12/15

1. Pour conductivity standard into calibration cup and immerse sensor.
2. Allow *1 minute* for temperature stabilization.
3. Press "calibrate" after *30 seconds* of no significant change in specific conductance. Note below.
4. Discard used calibration standard, and rinse calibration cup and probes with DI water.

ORP calibration (should take *at least* 1.5 minutes): **Lot #:** 8039 **Exp:** 9/30/19

1. Pour ORP (Zobell) standard into calibration cup and immerse sensor.
2. Allow *1 minute* for temperature stabilization.
3. Press "calibrate" after *30 seconds* of no significant change in ORP. Note below.
4. Discard used calibration standard, and rinse calibration cup and probes with DI water.

3-Point pH calibration (should take *at least* 4.5 minutes):

1. Pour pH 7.0 standard into the calibration cup and immerse pH sensor. **Lot #** 5AD425 **Exp:** 4/30/17
2. Allow *1 minute* for temperature stabilization.
3. Press "calibrate" after *30 seconds* of no significant change in pH. Note below.
4. Discard used calibration standard, and rinse calibration cup and probes with DI water.

5. Pour pH 4.0 standard into the calibration cup and immerse pH sensor. **Lot #** 5AD247 **Exp:** 4/30/17
6. Allow *1 minute* for temperature stabilization.
7. Press "calibrate" after *30 seconds* of no significant change in pH. Note standard below.
8. Discard used calibration standard, and rinse calibration cup and probes with DI water.

9. Pour pH 10.0 standard into the calibration cup and immerse pH sensor. **Lot #** 4AJ846 **Exp:** 10/16
10. Allow *1 minute* for temperature stabilization.
11. Press "calibrate" after *30 seconds* of no significant change in pH. Note below
12. Discard used calibration standard, and rinse calibration cup and probes with DI water.

Dissolved Oxygen (% DO) calibration (should take *at least* 10 minutes):

1. Ensure unit has been on for at least 10 minutes: Initial time: 0635 + 10min = 0645
2. Enter the local barometric pressure.
   (Note: to convert from inches (common on a weather app or forecast) to mmHg, multiply by 25.4, then to correct to Ft. Smith's altitude, subtract 15.169 mmHg.)
   29.91 in. x 25.4 = 759.714 mmHg - 15.169 = 744.545 mmHg
3. Place ~3mm of DI water in the bottom of the calibration cup.
4. Lightly screw on the calibration cup (only 1 or 2 threads!)
5. Allow *10 minutes* for the air in the cup to become water-saturated and temp to stabilize.
6. Press "calibrate" after *30 seconds* of no significant change in DO. Note below.
7. Discard used DI water, and rinse calibration cup and probes with DI water.

Turbidity calibration:

1. Select "measure" on the main menu, then "Turbidity – With Blank"
2. Scan a sample using the 0.0 NTU Blank solution. "Scan Blank"
3. Scan a sample using the 10 NTU standard. "Scan Sample"
4. Select "Calibrate," then use the arrow buttons to adjust the value to the standard (10.0 NTU).

Field Notebook calibration entry:

YSI – Serial Number: 06D2528AG

1. Specific Conductance: 1413 us/cm
2. ORP: 240 mV
3. pH:
   - Point 1: 7.00
   - Point 2: 4.00
   - Point 3: 9.98
4. DO: 98.7%

Turbidity Meter Model/Serial Number: 5168-5014

Whirlpool Ft. Smith Field Equipment Calibration Checklist

Date: 7-23-15

Calibrated by: Rachel LaFore

Turn on YSI. Note time on line 38!

Specific Conductance calibration (should take *at least* 1.5 minutes): **Lot #:** SACLelle **Exp:** Mar/16

1. Pour conductivity standard into calibration cup and immerse sensor.
2. Allow *1 minute* for temperature stabilization.
3. Press "calibrate" after *30 seconds* of no significant change in specific conductance. Note below.
4. Discard used calibration standard, and rinse calibration cup and probes with DI water.

ORP calibration (should take *at least* 1.5 minutes): **Lot #:** 8039 **Exp:** 9/2019

1. Pour ORP (Zobell) standard into calibration cup and immerse sensor.
2. Allow *1 minute* for temperature stabilization.
3. Press "calibrate" after *30 seconds* of no significant change in ORP. Note below.
4. Discard used calibration standard, and rinse calibration cup and probes with DI water.

3-Point pH calibration (should take *at least* 4.5 minutes):

1. Pour pH 7.0 standard into the calibration cup and immerse pH sensor. **Lot #** SAC488 **Exp:** Mar/17
2. Allow *1 minute* for temperature stabilization.
3. Press "calibrate" after *30 seconds* of no significant change in pH. Note below.
4. Discard used calibration standard, and rinse calibration cup and probes with DI water.
5. Pour pH 4.0 standard into the calibration cup and immerse pH sensor. **Lot #** 4A1838 **Exp:** Oct/16
6. Allow *1 minute* for temperature stabilization.
7. Press "calibrate" after *30 seconds* of no significant change in pH. Note standard below.
8. Discard used calibration standard, and rinse calibration cup and probes with DI water.
9. Pour pH 10.0 standard into the calibration cup and immerse pH sensor. **Lot #** 1/31/17 **Exp:** SAA164
10. Allow *1 minute* for temperature stabilization.
11. Press "calibrate" after *30 seconds* of no significant change in pH. Note below
12. Discard used calibration standard, and rinse calibration cup and probes with DI water.

Dissolved Oxygen (% DO) calibration (should take *at least* 10 minutes):

1. Ensure unit has been on for at least 10 minutes: Initial time: 0702 + 10min = 0712
2. Enter the local barometric pressure.
   (Note: to convert from inches (common on a weather app or forecast) to mmHg, multiply by 25.4, then to correct to Ft. Smith's altitude, subtract 15.169 mmHg.)
   29.91 in. x 25.4 = 759.714 mmHg - 15.169 = 744.55 mmHg
3. Place ~3mm of DI water in the bottom of the calibration cup.
4. Lightly screw on the calibration cup (only 1 or 2 threads!)
5. Allow *10 minutes* for the air in the cup to become water-saturated and temp to stabilize.
6. Press "calibrate" after *30 seconds* of no significant change in DO. Note below.
7. Discard used DI water, and rinse calibration cup and probes with DI water.

Turbidity calibration:

1. Select "measure" on the main menu, then "Turbidity – With Blank"
2. Scan a sample using the 0.0 NTU Blank solution. "Scan Blank"
3. Scan a sample using the 10 NTU standard. "Scan Sample"
4. Select "Calibrate," then use the arrow buttons to adjust the value to the standard (10.0 NTU).

Field Notebook calibration entry:

YSI – Serial Number:

1. Specific Conductance: 1394
2. ORP: 259.2
3. pH:
   - Point 1: 7.11
   - Point 2: 3.96
   - Point 3: 9.97
4. DO:

Turbidity Meter Model/Serial Number: ~~220~~ RL 2020we / 26862

Whirlpool Ft. Smith Field Equipment Calibration Checklist

Date: 7/23/15

Calibrated by: Victoria Sieglen

Turn on YSI. Note time on line 38!

Specific Conductance calibration (should take *at least* 1.5 minutes): **Lot #:** 4111316 **Exp:** 11/30/15

1. Pour conductivity standard into calibration cup and immerse sensor.
2. Allow *1 minute* for temperature stabilization.
3. Press "calibrate" after *30 seconds* of no significant change in specific conductance. Note below.
4. Discard used calibration standard, and rinse calibration cup and probes with DI water.

ORP calibration (should take *at least* 1.5 minutes): **Lot #:** 7872 **Exp:** 7/19

1. Pour ORP (Zobell) standard into calibration cup and immerse sensor.
2. Allow *1 minute* for temperature stabilization.
3. Press "calibrate" after *30 seconds* of no significant change in ORP. Note below.
4. Discard used calibration standard, and rinse calibration cup and probes with DI water.

3-Point pH calibration (should take *at least* 4.5 minutes):

1. Pour pH 7.0 standard into the calibration cup and immerse pH sensor. **Lot #** C3642916 **Exp:** 9/10/15
2. Allow *1 minute* for temperature stabilization.
3. Press "calibrate" after *30 seconds* of no significant change in pH. Note below.
4. Discard used calibration standard, and rinse calibration cup and probes with DI water.
5. Pour pH 4.0 standard into the calibration cup and immerse pH sensor. **Lot #** C3639189 **Exp:** 8/25/15
6. Allow *1 minute* for temperature stabilization.
7. Press "calibrate" after *30 seconds* of no significant change in pH. Note standard below.
8. Discard used calibration standard, and rinse calibration cup and probes with DI water.
9. Pour pH 10.0 standard into the calibration cup and immerse pH sensor. **Lot #** C5805G5 **Exp:** 6/15/17
10. Allow *1 minute* for temperature stabilization.
11. Press "calibrate" after *30 seconds* of no significant change in pH. Note below
12. Discard used calibration standard, and rinse calibration cup and probes with DI water.

Dissolved Oxygen (% DO) calibration (should take *at least* 10 minutes):

1. Ensure unit has been on for at least 10 minutes: Initial time: 0650 + 10min = 0700
2. Enter the local barometric pressure.
   (Note: to convert from inches (common on a weather app or forecast) to mmHg, multiply by 25.4, then to correct to Ft. Smith's altitude, subtract 15.169 mmHg.)
   29.89 in. x 25.4 = 759.21 mmHg - 15.169 = 744.04 mmHg
3. Place ~3mm of DI water in the bottom of the calibration cup.
4. Lightly screw on the calibration cup (only 1 or 2 threads!)
5. Allow *10 minutes* for the air in the cup to become water-saturated and temp to stabilize.
6. Press "calibrate" after *30 seconds* of no significant change in DO. Note below.
7. Discard used DI water, and rinse calibration cup and probes with DI water.

Turbidity calibration:

1. Select "measure" on the main menu, then "Turbidity – With Blank"
2. Scan a sample using the 0.0 NTU Blank solution. "Scan Blank"
3. Scan a sample using the 10 NTU standard. "Scan Sample"
4. Select "Calibrate," then use the arrow buttons to adjust the value to the standard (10.0 NTU).

Field Notebook calibration entry:

YSI – Serial Number 624223

1. Specific Conductance: 1413 µS 1404
2. ORP: 234.8
3. pH:
   - Point 1: 6.98
   - Point 2: 4.0
   - Point 3: 10.00
4. DO: 4.82

Turbidity Meter Model/Serial Number: 624764

Whirlpool Ft. Smith Field Equipment Calibration Checklist

Date: 7/23/15

Calibrated by: WES

Turn on YSI. Note time on line 38!

Specific Conductance calibration (should take *at least* 1.5 minutes): **Lot #:** 5A0151 **Exp:** 3/31/16

1. Pour conductivity standard into calibration cup and immerse sensor.
2. Allow *1 minute* for temperature stabilization.
3. Press "calibrate" after *30 seconds* of no significant change in specific conductance. Note below.
4. Discard used calibration standard, and rinse calibration cup and probes with DI water.

ORP calibration (should take *at least* 1.5 minutes): **Lot #:** 8039 **Exp:** 9/30/2019

1. Pour ORP (Zobell) standard into calibration cup and immerse sensor.
2. Allow *1 minute* for temperature stabilization.
3. Press "calibrate" after *30 seconds* of no significant change in ORP. Note below.
4. Discard used calibration standard, and rinse calibration cup and probes with DI water.

3-Point pH calibration (should take *at least* 4.5 minutes):

1. Pour pH 7.0 standard into the calibration cup and immerse pH sensor. **Lot #** 5AD425 **Exp:** 4/30/17
2. Allow *1 minute* for temperature stabilization.
3. Press "calibrate" after *30 seconds* of no significant change in pH. Note below.
4. Discard used calibration standard, and rinse calibration cup and probes with DI water.

5. Pour pH 4.0 standard into the calibration cup and immerse pH sensor. **Lot #** 5AD243 **Exp:** 4/30/2017
6. Allow *1 minute* for temperature stabilization.
7. Press "calibrate" after *30 seconds* of no significant change in pH. Note standard below.
8. Discard used calibration standard, and rinse calibration cup and probes with DI water.

9. Pour pH 10.0 standard into the calibration cup and immerse pH sensor. **Lot #** 5AD453 **Exp:** 4/30/17
10. Allow *1 minute* for temperature stabilization.
11. Press "calibrate" after *30 seconds* of no significant change in pH. Note below
12. Discard used calibration standard, and rinse calibration cup and probes with DI water.

Dissolved Oxygen (% DO) calibration (should take *at least* 10 minutes):

1. Ensure unit has been on for at least 10 minutes: Initial time: 630 + 10min = 640
2. Enter the local barometric pressure.
   (Note: to convert from inches (common on a weather app or forecast) to mmHg, multiply by 25.4, then to correct to Ft. Smith's altitude, subtract 15.169 mmHg.)
   _____ in. x 25.4 = _____ mmHg - 15.169 = 744.545 mmHg
3. Place ~3mm of DI water in the bottom of the calibration cup.
4. Lightly screw on the calibration cup (only 1 or 2 threads!)
5. Allow *10 minutes* for the air in the cup to become water-saturated and temp to stabilize.
6. Press "calibrate" after *30 seconds* of no significant change in DO. Note below.
7. Discard used DI water, and rinse calibration cup and probes with DI water.

Turbidity calibration:

1. Select "measure" on the main menu, then "Turbidity – With Blank"
2. Scan a sample using the 0.0 NTU Blank solution. "Scan Blank"
3. Scan a sample using the 10 NTU standard. "Scan Sample"
4. Select "Calibrate," then use the arrow buttons to adjust the value to the standard (10.0 NTU).

Field Notebook calibration entry:

YSI – Serial Number: 04062673AC

1. Specific Conductance: 1.413
2. ORP: ~~473~~ 240.6
3. pH:
   - Point 1: 7.0
   - Point 2: 10.00
   - Point 3: 4.00
4. DO: 98.8

Turbidity Meter Model/Serial Number:

Appendix B

Laboratory Analytical Data

Pace Analytical Services, Inc.
9608 Loiret Blvd.
Lenexa, KS 66219
(913)599-5665

August 06, 2015

Wendy Stonestreet
Environ International Corporation
7500 College Blvd Ste 925
Overland Park, KS 66210

RE: Project: FORT SMITH, AR
Pace Project No.: 60198856

Dear Wendy Stonestreet:
Enclosed are the analytical results for sample(s) received by the laboratory between July 21, 2015 and July 22, 2015. The results relate only to the samples included in this report. Results reported herein conform to the most current TNI standards and the laboratory's Quality Assurance Manual, where applicable, unless otherwise noted in the body of the report.

If you have any questions concerning this report, please feel free to contact me.

Sincerely,

Colleen Clyne
colleen.clyne@pacelabs.com
Project Manager

Enclosures

cc: Tamara Gleason, ENVIRON International Corporation

This report shall not be reproduced, except in full,
without the written consent of Pace Analytical Services, Inc..

Pace Analytical Services, Inc.
9608 Loiret Blvd.
Lenexa, KS 66219
(913)599-5665

CERTIFICATIONS

Project: FORT SMITH, AR
Pace Project No.: 60198856

Kansas Certification IDs
9608 Loiret Boulevard, Lenexa, KS 66219
WY STR Certification #: 2456.01
Arkansas Certification #: 13-012-0
Illinois Certification #: 003097
Iowa Certification #: 118
Kansas/NELAP Certification #: E-10116
Louisiana Certification #: 03055
Nevada Certification #: KS000212008A
Oklahoma Certification #: 9205/9935
Texas Certification #: T104704407
Utah Certification #: KS00021

Dallas Certification IDs:
400 West Bethany Dr Suite 190, Allen, TX 75013
EPA# TX00074
Texas Certification #: T104704232-14-8
Kansas Certification #: E-10388
Arkansas Certification #: 88-0647
Oklahoma Certification #: 2014-055
Louisiana Certification #: 02007

This report shall not be reproduced, except in full,
without the written consent of Pace Analytical Services, Inc..

Pace Analytical Services, Inc.
9608 Loiret Blvd.
Lenexa, KS 66219
(913)599-5665

SAMPLE SUMMARY

Project: FORT SMITH, AR
Pace Project No.: 60198856

Lab ID	Sample ID	Matrix	Date Collected	Date Received
60198856001	MW-66-201507	Water	07/20/15 13:50	07/21/15 08:45
60198856002	MW-67R-201507	Water	07/20/15 15:55	07/21/15 08:45
60198856003	MW-36R-201507	Water	07/20/15 16:15	07/21/15 08:45
60198856004	MW-71-201507	Water	07/20/15 16:27	07/21/15 08:45
60198856005	EB-01-201507	Water	07/20/15 17:00	07/21/15 08:45
60198856006	MW-40R-201507	Water	07/20/15 14:30	07/21/15 08:45
60198856007	MW-68-201507	Water	07/20/15 14:15	07/21/15 08:45
60198856008	MW-39R-201507	Water	07/20/15 16:45	07/21/15 08:45
60198856009	MW-65-201507	Water	07/20/15 16:30	07/21/15 08:45
60198856010	TB-02-201507	Water	07/20/15 08:00	07/21/15 08:45
60198856011	TB-03-201507	Water	07/20/15 08:00	07/21/15 08:45
60198856012	MW-56-201507	Water	07/20/15 14:05	07/22/15 08:55
60198856013	MW-57R-201507	Water	07/20/15 13:50	07/22/15 08:55
60198856014	IW-72-201507	Water	07/20/15 13:15	07/22/15 08:55
60198856015	MW-55R-201507	Water	07/20/15 16:05	07/22/15 08:55
60198856016	TB-01-201507	Water	07/20/15 08:00	07/22/15 08:55

This report shall not be reproduced, except in full,
without the written consent of Pace Analytical Services, Inc..

Pace Analytical Services, Inc.
9608 Loiret Blvd.
Lenexa, KS 66219
(913)599-5665

SAMPLE ANALYTE COUNT

Project: FORT SMITH, AR
Pace Project No.: 60198856

Lab ID	Sample ID	Method	Analysts	Analytes Reported	Laboratory
60198856001	**MW-66-201507**	EPA 8015 - Alcohol	PMS	1	PASI-D
		EPA 6010	NDJ	2	PASI-K
		EPA 5030B/8260	PGH	38	PASI-K
		SM 2320B	LDB	3	PASI-K
		SM 3500-Fe B#4	TJG	1	PASI-K
		SM 4500-H+B	TJG	1	PASI-K
		SM 4500-S-2 D	LDB	1	PASI-K
		EPA 300.0	AJM	2	PASI-K
		EPA 350.1	RAB	1	PASI-K
		EPA 353.2	RAB	3	PASI-K
		SM 4500-CO2 D	JMC1	1	PASI-K
		SM 5310C	ESM	1	PASI-K
		SM 4500-P E	BAF	1	PASI-D
60198856002	**MW-67R-201507**	EPA 8015 - Alcohol	PMS	1	PASI-D
		EPA 6010	NDJ	2	PASI-K
		EPA 5030B/8260	PGH	38	PASI-K
		SM 2320B	LDB	3	PASI-K
		SM 3500-Fe B#4	TJG	1	PASI-K
		SM 4500-H+B	TJG	1	PASI-K
		SM 4500-S-2 D	LDB	1	PASI-K
		EPA 300.0	AJM	2	PASI-K
		EPA 350.1	RAB	1	PASI-K
		EPA 353.2	RAB	3	PASI-K
		SM 4500-CO2 D	JMC1	1	PASI-K
		SM 5310C	ESM	1	PASI-K
		SM 4500-P E	BAF	1	PASI-D
60198856003	**MW-36R-201507**	EPA 8015 - Alcohol	PMS	1	PASI-D
		EPA 6010	NDJ	2	PASI-K
		EPA 5030B/8260	PGH	38	PASI-K
		SM 2320B	LDB	3	PASI-K
		SM 3500-Fe B#4	TJG	1	PASI-K
		SM 4500-H+B	TJG	1	PASI-K
		SM 4500-S-2 D	LDB	1	PASI-K
		EPA 300.0	AJM	2	PASI-K
		EPA 350.1	RAB	1	PASI-K
		EPA 353.2	RAB	3	PASI-K
		SM 4500-CO2 D	JMC1	1	PASI-K

This report shall not be reproduced, except in full,
without the written consent of Pace Analytical Services, Inc..

Pace Analytical Services, Inc.
9608 Loiret Blvd.
Lenexa, KS 66219
(913)599-5665

SAMPLE ANALYTE COUNT

Project: FORT SMITH, AR
Pace Project No.: 60198856

Lab ID	Sample ID	Method	Analysts	Analytes Reported	Laboratory
		SM 5310C	ESM	1	PASI-K
		SM 4500-P E	BAF	1	PASI-D
60198856004	**MW-71-201507**	EPA 8015 - Alcohol	PMS	1	PASI-D
		EPA 6010	NDJ	2	PASI-K
		EPA 5030B/8260	PGH	38	PASI-K
		SM 2320B	LDB	3	PASI-K
		SM 3500-Fe B#4	TJG	1	PASI-K
		SM 4500-H+B	TJG	1	PASI-K
		SM 4500-S-2 D	LDB	1	PASI-K
		EPA 300.0	AJM	2	PASI-K
		EPA 350.1	RAB	1	PASI-K
		EPA 353.2	RAB	3	PASI-K
		SM 4500-CO2 D	JMC1	1	PASI-K
		SM 5310C	ESM	1	PASI-K
		SM 4500-P E	BAF	1	PASI-D
60198856005	**EB-01-201507**	EPA 5030B/8260	PGH	38	PASI-K
60198856006	**MW-40R-201507**	EPA 8015 - Alcohol	PMS	1	PASI-D
		EPA 6010	NDJ	2	PASI-K
		EPA 5030B/8260	PGH	38	PASI-K
		SM 2320B	LDB	3	PASI-K
		SM 3500-Fe B#4	TJG	1	PASI-K
		SM 4500-H+B	TJG	1	PASI-K
		SM 4500-S-2 D	LDB	1	PASI-K
		EPA 300.0	AJM	2	PASI-K
		EPA 350.1	RAB	1	PASI-K
		EPA 353.2	RAB	3	PASI-K
		SM 4500-CO2 D	JMC1	1	PASI-K
		SM 5310C	ESM	1	PASI-K
		SM 4500-P E	BAF	1	PASI-D
60198856007	**MW-68-201507**	EPA 8015 - Alcohol	PMS	1	PASI-D
		EPA 6010	NDJ	2	PASI-K
		EPA 5030B/8260	PGH	38	PASI-K
		SM 2320B	LDB	3	PASI-K
		SM 3500-Fe B#4	TJG	1	PASI-K
		SM 4500-H+B	TJG	1	PASI-K
		SM 4500-S-2 D	LDB	1	PASI-K
		EPA 300.0	AJM	2	PASI-K

This report shall not be reproduced, except in full,
without the written consent of Pace Analytical Services, Inc..

Pace Analytical Services, Inc.
9608 Loiret Blvd.
Lenexa, KS 66219
(913)599-5665

SAMPLE ANALYTE COUNT

Project: FORT SMITH, AR
Pace Project No.: 60198856

Lab ID	Sample ID	Method	Analysts	Analytes Reported	Laboratory
		EPA 350.1	RAB	1	PASI-K
		EPA 353.2	RAB	3	PASI-K
		SM 4500-CO2 D	JMC1	1	PASI-K
		SM 5310C	ESM	1	PASI-K
		SM 4500-P E	BAF	1	PASI-D
60198856008	**MW-39R-201507**	EPA 8015 - Alcohol	PMS	1	PASI-D
		EPA 6010	NDJ	2	PASI-K
		EPA 5030B/8260	PGH	38	PASI-K
		SM 2320B	LDB	3	PASI-K
		SM 3500-Fe B#4	TJG	1	PASI-K
		SM 4500-H+B	TJG	1	PASI-K
		SM 4500-S-2 D	LDB	1	PASI-K
		EPA 300.0	AJM	2	PASI-K
		EPA 350.1	RAB	1	PASI-K
		EPA 353.2	RAB	3	PASI-K
		SM 4500-CO2 D	JMC1	1	PASI-K
		SM 5310C	ESM	1	PASI-K
		SM 4500-P E	BAF	1	PASI-D
60198856009	**MW-65-201507**	EPA 8015 - Alcohol	PMS	1	PASI-D
		EPA 6010	NDJ	2	PASI-K
		EPA 5030B/8260	PGH	38	PASI-K
		SM 2320B	LDB	3	PASI-K
		SM 3500-Fe B#4	TJG	1	PASI-K
		SM 4500-H+B	TJG	1	PASI-K
		SM 4500-S-2 D	LDB	1	PASI-K
		EPA 300.0	AJM	2	PASI-K
		EPA 350.1	RAB	1	PASI-K
		EPA 353.2	RAB	3	PASI-K
		SM 4500-CO2 D	JMC1	1	PASI-K
		SM 5310C	ESM	1	PASI-K
		SM 4500-P E	BAF	1	PASI-D
60198856010	**TB-02-201507**	EPA 5030B/8260	PGH	38	PASI-K
60198856011	**TB-03-201507**	EPA 5030B/8260	PGH	38	PASI-K
60198856012	**MW-56-201507**	EPA 8015 - Alcohol	PMS	1	PASI-D
		EPA 6010	SMW	2	PASI-K
		EPA 5030B/8260	PGH	38	PASI-K
		SM 2320B	LDB	3	PASI-K

This report shall not be reproduced, except in full,
without the written consent of Pace Analytical Services, Inc..

Pace Analytical Services, Inc.
9608 Loiret Blvd.
Lenexa, KS 66219
(913)599-5665

SAMPLE ANALYTE COUNT

Project: FORT SMITH, AR
Pace Project No.: 60198856

Lab ID	Sample ID	Method	Analysts	Analytes Reported	Laboratory
		SM 3500-Fe B#4	TJG	1	PASI-K
		SM 4500-H+B	TJG	1	PASI-K
		SM 4500-S-2 D	LDB	1	PASI-K
		EPA 300.0	AJM	2	PASI-K
		EPA 350.1	RAB	1	PASI-K
		EPA 353.2	RAB	3	PASI-K
		SM 4500-CO2 D	JMC1	1	PASI-K
		SM 5310C	ESM	1	PASI-K
		SM 4500-P E	BAF	1	PASI-D
60198856013	**MW-57R-201507**	EPA 8015 - Alcohol	PMS	1	PASI-D
		EPA 6010	SMW	2	PASI-K
		EPA 5030B/8260	PGH	38	PASI-K
		SM 2320B	LDB	3	PASI-K
		SM 3500-Fe B#4	TJG	1	PASI-K
		SM 4500-H+B	TJG	1	PASI-K
		SM 4500-S-2 D	LDB	1	PASI-K
		EPA 300.0	AJM	2	PASI-K
		EPA 350.1	RAB	1	PASI-K
		EPA 353.2	RAB	3	PASI-K
		SM 4500-CO2 D	JMC1	1	PASI-K
		SM 5310C	ESM	1	PASI-K
		SM 4500-P E	BAF	1	PASI-D
60198856014	**IW-72-201507**	EPA 8015 - Alcohol	PMS	1	PASI-D
		EPA 6010	SMW	2	PASI-K
		EPA 5030B/8260	PGH	38	PASI-K
		SM 2320B	LDB	3	PASI-K
		SM 3500-Fe B#4	TJG	1	PASI-K
		SM 4500-H+B	TJG	1	PASI-K
		SM 4500-S-2 D	LDB	1	PASI-K
		EPA 300.0	AJM	2	PASI-K
		EPA 350.1	RAB	1	PASI-K
		EPA 353.2	RAB	3	PASI-K
		SM 4500-CO2 D	JMC1	1	PASI-K
		SM 5310C	ESM	1	PASI-K
		SM 4500-P E	BAF	1	PASI-D
60198856015	**MW-55R-201507**	EPA 8015 - Alcohol	PMS	1	PASI-D
		EPA 6010	SMW	2	PASI-K

This report shall not be reproduced, except in full,
without the written consent of Pace Analytical Services, Inc..

Pace Analytical Services, Inc.
9608 Loiret Blvd.
Lenexa, KS 66219
(913)599-5665

SAMPLE ANALYTE COUNT

Project: FORT SMITH, AR
Pace Project No.: 60198856

Lab ID	Sample ID	Method	Analysts	Analytes Reported	Laboratory
		EPA 5030B/8260	PGH	38	PASI-K
		SM 2320B	LDB	3	PASI-K
		SM 3500-Fe B#4	TJG	1	PASI-K
		SM 4500-H+B	TJG	1	PASI-K
		SM 4500-S-2 D	LDB	1	PASI-K
		EPA 300.0	AJM	2	PASI-K
		EPA 350.1	RAB	1	PASI-K
		EPA 353.2	RAB	3	PASI-K
		SM 4500-CO2 D	JMC1	1	PASI-K
		SM 5310C	ESM	1	PASI-K
		SM 4500-P E	BAF	1	PASI-D
60198856016	**TB-01-201507**	EPA 5030B/8260	PGH	38	PASI-K

This report shall not be reproduced, except in full,
without the written consent of Pace Analytical Services, Inc..

Pace Analytical Services, Inc.
9608 Loiret Blvd.
Lenexa, KS 66219
(913)599-5665

PROJECT NARRATIVE

Project: FORT SMITH, AR
Pace Project No.: 60198856

Method: **EPA 8015 - Alcohol**
Description: Alcohol by Direct Inject GCFID
Client: Environ_AR
Date: August 06, 2015

General Information:
12 samples were analyzed for EPA 8015 - Alcohol. All samples were received in acceptable condition with any exceptions noted below or on the chain-of custody and/or the sample condition upon receipt form (SCUR) attached at the end of this report.

Hold Time:
The samples were analyzed within the method required hold times with any exceptions noted below.

Initial Calibrations (including MS Tune as applicable):
All criteria were within method requirements with any exceptions noted below.

Continuing Calibration:
All criteria were within method requirements with any exceptions noted below.

Surrogates:
All surrogates were within QC limits with any exceptions noted below.

Method Blank:
All analytes were below the report limit in the method blank, where applicable, with any exceptions noted below.

Laboratory Control Spike:
All laboratory control spike compounds were within QC limits with any exceptions noted below.

Matrix Spikes:
All percent recoveries and relative percent differences (RPDs) were within acceptance criteria with any exceptions noted below.

Additional Comments:

This report shall not be reproduced, except in full,
without the written consent of Pace Analytical Services, Inc..

Pace Analytical Services, Inc.
9608 Loiret Blvd.
Lenexa, KS 66219
(913)599-5665

PROJECT NARRATIVE

Project: FORT SMITH, AR
Pace Project No.: 60198856

Method: **EPA 6010**
Description: 6010 MET ICP
Client: Environ_AR
Date: August 06, 2015

General Information:
12 samples were analyzed for EPA 6010. All samples were received in acceptable condition with any exceptions noted below or on the chain-of custody and/or the sample condition upon receipt form (SCUR) attached at the end of this report.

Hold Time:
The samples were analyzed within the method required hold times with any exceptions noted below.

Sample Preparation:
The samples were prepared in accordance with EPA 3010 with any exceptions noted below.

Initial Calibrations (including MS Tune as applicable):
All criteria were within method requirements with any exceptions noted below.

Continuing Calibration:
All criteria were within method requirements with any exceptions noted below.

Method Blank:
All analytes were below the report limit in the method blank, where applicable, with any exceptions noted below.

Laboratory Control Spike:
All laboratory control spike compounds were within QC limits with any exceptions noted below.

Matrix Spikes:
All percent recoveries and relative percent differences (RPDs) were within acceptance criteria with any exceptions noted below.

Additional Comments:

This report shall not be reproduced, except in full,
without the written consent of Pace Analytical Services, Inc..

Pace Analytical Services, Inc.
9608 Loiret Blvd.
Lenexa, KS 66219
(913)599-5665

PROJECT NARRATIVE

Project: FORT SMITH, AR
Pace Project No.: 60198856

Method: **EPA 5030B/8260**
Description: 8260 MSV
Client: Environ_AR
Date: August 06, 2015

General Information:
16 samples were analyzed for EPA 5030B/8260. All samples were received in acceptable condition with any exceptions noted below or on the chain-of custody and/or the sample condition upon receipt form (SCUR) attached at the end of this report.

Hold Time:
The samples were analyzed within the method required hold times with any exceptions noted below.

Initial Calibrations (including MS Tune as applicable):
All criteria were within method requirements with any exceptions noted below.

Continuing Calibration:
All criteria were within method requirements with any exceptions noted below.

Internal Standards:
All internal standards were within QC limits with any exceptions noted below.

Surrogates:
All surrogates were within QC limits with any exceptions noted below.

Method Blank:
All analytes were below the report limit in the method blank, where applicable, with any exceptions noted below.

QC Batch: MSV/70751

B: Analyte was detected in the associated method blank.
- BLANK for HBN 393870 [MSV/7075 (Lab ID: 1604790)
  - Acetone

Laboratory Control Spike:
All laboratory control spike compounds were within QC limits with any exceptions noted below.

Matrix Spikes:
All percent recoveries and relative percent differences (RPDs) were within acceptance criteria with any exceptions noted below.

QC Batch: MSV/70751

A matrix spike/matrix spike duplicate was not performed due to insufficient sample volume.

QC Batch: MSV/70753

A matrix spike/matrix spike duplicate was not performed due to insufficient sample volume.

QC Batch: MSV/70773

A matrix spike/matrix spike duplicate was not performed due to insufficient sample volume.

Additional Comments:

This report shall not be reproduced, except in full,
without the written consent of Pace Analytical Services, Inc..

Pace Analytical Services, Inc.
9608 Loiret Blvd.
Lenexa, KS 66219
(913)599-5665

PROJECT NARRATIVE

Project: FORT SMITH, AR
Pace Project No.: 60198856

Method: **SM 2320B**
Description: 2320B Alkalinity
Client: Environ_AR
Date: August 06, 2015

General Information:
12 samples were analyzed for SM 2320B. All samples were received in acceptable condition with any exceptions noted below or on the chain-of custody and/or the sample condition upon receipt form (SCUR) attached at the end of this report.

Hold Time:
The samples were analyzed within the method required hold times with any exceptions noted below.

Method Blank:
All analytes were below the report limit in the method blank, where applicable, with any exceptions noted below.

Laboratory Control Spike:
All laboratory control spike compounds were within QC limits with any exceptions noted below.

Matrix Spikes:
All percent recoveries and relative percent differences (RPDs) were within acceptance criteria with any exceptions noted below.

Duplicate Sample:
All duplicate sample results were within method acceptance criteria with any exceptions noted below.

Additional Comments:

This report shall not be reproduced, except in full,
without the written consent of Pace Analytical Services, Inc..

Pace Analytical Services, Inc.
9608 Loiret Blvd.
Lenexa, KS 66219
(913)599-5665

PROJECT NARRATIVE

Project: FORT SMITH, AR
Pace Project No.: 60198856

Method: **SM 3500-Fe B#4**
Description: Iron, Ferric (Calculation)
Client: Environ_AR
Date: August 06, 2015

General Information:
12 samples were analyzed for SM 3500-Fe B#4. All samples were received in acceptable condition with any exceptions noted below or on the chain-of custody and/or the sample condition upon receipt form (SCUR) attached at the end of this report.

Hold Time:
The samples were analyzed within the method required hold times with any exceptions noted below.

Method Blank:
All analytes were below the report limit in the method blank, where applicable, with any exceptions noted below.

Laboratory Control Spike:
All laboratory control spike compounds were within QC limits with any exceptions noted below.

Matrix Spikes:
All percent recoveries and relative percent differences (RPDs) were within acceptance criteria with any exceptions noted below.

Additional Comments:

Batch Comments:

Ferrous Iron performed in the field
- QC Batch: WET / 56403

This report shall not be reproduced, except in full,
without the written consent of Pace Analytical Services, Inc..

Pace Analytical Services, Inc.
9608 Loiret Blvd.
Lenexa, KS 66219
(913)599-5665

PROJECT NARRATIVE

Project: FORT SMITH, AR
Pace Project No.: 60198856

Method: **SM 4500-H+B**
Description: 4500H+ pH, Electrometric
Client: Environ_AR
Date: August 06, 2015

General Information:
12 samples were analyzed for SM 4500-H+B. All samples were received in acceptable condition with any exceptions noted below or on the chain-of custody and/or the sample condition upon receipt form (SCUR) attached at the end of this report.

Hold Time:
The samples were analyzed within the method required hold times with any exceptions noted below.

H6: Analysis initiated outside of the 15 minute EPA recommended holding time.
- IW-72-201507 (Lab ID: 60198856014)
- MW-36R-201507 (Lab ID: 60198856003)
- MW-39R-201507 (Lab ID: 60198856008)
- MW-40R-201507 (Lab ID: 60198856006)
- MW-55R-201507 (Lab ID: 60198856015)
- MW-56-201507 (Lab ID: 60198856012)
- MW-57R-201507 (Lab ID: 60198856013)
- MW-65-201507 (Lab ID: 60198856009)
- MW-66-201507 (Lab ID: 60198856001)
- MW-67R-201507 (Lab ID: 60198856002)
- MW-68-201507 (Lab ID: 60198856007)
- MW-71-201507 (Lab ID: 60198856004)

Method Blank:
All analytes were below the report limit in the method blank, where applicable, with any exceptions noted below.

Laboratory Control Spike:
All laboratory control spike compounds were within QC limits with any exceptions noted below.

Matrix Spikes:
All percent recoveries and relative percent differences (RPDs) were within acceptance criteria with any exceptions noted below.

Additional Comments:

Analyte Comments:

QC Batch: WET/56404

1e: Field pH
- IW-72-201507 (Lab ID: 60198856014)
  - pH at 25 Degrees C
- MW-36R-201507 (Lab ID: 60198856003)
  - pH at 25 Degrees C
- MW-39R-201507 (Lab ID: 60198856008)
  - pH at 25 Degrees C
- MW-40R-201507 (Lab ID: 60198856006)
  - pH at 25 Degrees C
- MW-55R-201507 (Lab ID: 60198856015)
  - pH at 25 Degrees C

This report shall not be reproduced, except in full,
without the written consent of Pace Analytical Services, Inc..

Pace Analytical Services, Inc.
9608 Loiret Blvd.
Lenexa, KS 66219
(913)599-5665

PROJECT NARRATIVE

Project: FORT SMITH, AR
Pace Project No.: 60198856

Method: **SM 4500-H+B**
Description: 4500H+ pH, Electrometric
Client: Environ_AR
Date: August 06, 2015

Analyte Comments:

QC Batch: WET/56404

1e: Field pH

- MW-57R-201507 (Lab ID: 60198856013)
  - pH at 25 Degrees C
- MW-65-201507 (Lab ID: 60198856009)
  - pH at 25 Degrees C
- MW-66-201507 (Lab ID: 60198856001)
  - pH at 25 Degrees C
- MW-67R-201507 (Lab ID: 60198856002)
  - pH at 25 Degrees C
- MW-68-201507 (Lab ID: 60198856007)
  - pH at 25 Degrees C
- MW-71-201507 (Lab ID: 60198856004)
  - pH at 25 Degrees C

This report shall not be reproduced, except in full,
without the written consent of Pace Analytical Services, Inc..

Pace Analytical Services, Inc.
9608 Loiret Blvd.
Lenexa, KS 66219
(913)599-5665

PROJECT NARRATIVE

Project: FORT SMITH, AR
Pace Project No.: 60198856

Method: **SM 4500-S-2 D**
Description: 4500S2D Sulfide, Total
Client: Environ_AR
Date: August 06, 2015

General Information:
12 samples were analyzed for SM 4500-S-2 D. All samples were received in acceptable condition with any exceptions noted below or on the chain-of custody and/or the sample condition upon receipt form (SCUR) attached at the end of this report.

Hold Time:
The samples were analyzed within the method required hold times with any exceptions noted below.

Method Blank:
All analytes were below the report limit in the method blank, where applicable, with any exceptions noted below.

Laboratory Control Spike:
All laboratory control spike compounds were within QC limits with any exceptions noted below.

Matrix Spikes:
All percent recoveries and relative percent differences (RPDs) were within acceptance criteria with any exceptions noted below.

QC Batch: WET/56096

A matrix spike and/or matrix spike duplicate (MS/MSD) were performed on the following sample(s): 60198566001

M1: Matrix spike recovery exceeded QC limits. Batch accepted based on laboratory control sample (LCS) recovery.

- MS (Lab ID: 1604704)
  - Sulfide, Total

QC Batch: WET/56115

A matrix spike and/or matrix spike duplicate (MS/MSD) were performed on the following sample(s): 60198856012

M1: Matrix spike recovery exceeded QC limits. Batch accepted based on laboratory control sample (LCS) recovery.

- MS (Lab ID: 1605167)
  - Sulfide, Total

Duplicate Sample:
All duplicate sample results were within method acceptance criteria with any exceptions noted below.

Additional Comments:

This report shall not be reproduced, except in full,
without the written consent of Pace Analytical Services, Inc..

Pace Analytical Services, Inc.
9608 Loiret Blvd.
Lenexa, KS 66219
(913)599-5665

PROJECT NARRATIVE

Project: FORT SMITH, AR
Pace Project No.: 60198856

Method: **EPA 300.0**
Description: 300.0 IC Anions 28 Days
Client: Environ_AR
Date: August 06, 2015

General Information:
12 samples were analyzed for EPA 300.0. All samples were received in acceptable condition with any exceptions noted below or on the chain-of custody and/or the sample condition upon receipt form (SCUR) attached at the end of this report.

Hold Time:
The samples were analyzed within the method required hold times with any exceptions noted below.

Initial Calibrations (including MS Tune as applicable):
All criteria were within method requirements with any exceptions noted below.

Continuing Calibration:
All criteria were within method requirements with any exceptions noted below.

Method Blank:
All analytes were below the report limit in the method blank, where applicable, with any exceptions noted below.

Laboratory Control Spike:
All laboratory control spike compounds were within QC limits with any exceptions noted below.

Matrix Spikes:
All percent recoveries and relative percent differences (RPDs) were within acceptance criteria with any exceptions noted below.

Additional Comments:

This report shall not be reproduced, except in full,
without the written consent of Pace Analytical Services, Inc..

Pace Analytical Services, Inc.
9608 Loiret Blvd.
Lenexa, KS 66219
(913)599-5665

PROJECT NARRATIVE

Project: FORT SMITH, AR
Pace Project No.: 60198856

Method: **EPA 350.1**
Description: 350.1 Ammonia
Client: Environ_AR
Date: August 06, 2015

General Information:
12 samples were analyzed for EPA 350.1. All samples were received in acceptable condition with any exceptions noted below or on the chain-of custody and/or the sample condition upon receipt form (SCUR) attached at the end of this report.

Hold Time:
The samples were analyzed within the method required hold times with any exceptions noted below.

Initial Calibrations (including MS Tune as applicable):
All criteria were within method requirements with any exceptions noted below.

Continuing Calibration:
All criteria were within method requirements with any exceptions noted below.

Method Blank:
All analytes were below the report limit in the method blank, where applicable, with any exceptions noted below.

Laboratory Control Spike:
All laboratory control spike compounds were within QC limits with any exceptions noted below.

Matrix Spikes:
All percent recoveries and relative percent differences (RPDs) were within acceptance criteria with any exceptions noted below.

QC Batch: WETA/35118

A matrix spike and/or matrix spike duplicate (MS/MSD) were performed on the following sample(s): 60198856001

M1: Matrix spike recovery exceeded QC limits. Batch accepted based on laboratory control sample (LCS) recovery.

- MS (Lab ID: 1604482)
  - Nitrogen, Ammonia

Duplicate Sample:
All duplicate sample results were within method acceptance criteria with any exceptions noted below.

Additional Comments:

This report shall not be reproduced, except in full,
without the written consent of Pace Analytical Services, Inc..

Pace Analytical Services, Inc.
9608 Loiret Blvd.
Lenexa, KS 66219
(913)599-5665

PROJECT NARRATIVE

Project: FORT SMITH, AR
Pace Project No.: 60198856

Method: **EPA 353.2**
Description: 353.2 Nitrogen, NO2/NO3 unpres
Client: Environ_AR
Date: August 06, 2015

General Information:
12 samples were analyzed for EPA 353.2. All samples were received in acceptable condition with any exceptions noted below or on the chain-of custody and/or the sample condition upon receipt form (SCUR) attached at the end of this report.

Hold Time:
The samples were analyzed within the method required hold times with any exceptions noted below.

Initial Calibrations (including MS Tune as applicable):
All criteria were within method requirements with any exceptions noted below.

Continuing Calibration:
All criteria were within method requirements with any exceptions noted below.

Method Blank:
All analytes were below the report limit in the method blank, where applicable, with any exceptions noted below.

Laboratory Control Spike:
All laboratory control spike compounds were within QC limits with any exceptions noted below.

Matrix Spikes:
All percent recoveries and relative percent differences (RPDs) were within acceptance criteria with any exceptions noted below.

QC Batch: WETA/35114

A matrix spike and/or matrix spike duplicate (MS/MSD) were performed on the following sample(s): 60198856001

M1: Matrix spike recovery exceeded QC limits. Batch accepted based on laboratory control sample (LCS) recovery.

- MS (Lab ID: 1604380)
  - Nitrogen, NO2 plus NO3

Duplicate Sample:
All duplicate sample results were within method acceptance criteria with any exceptions noted below.

Additional Comments:

This report shall not be reproduced, except in full,
without the written consent of Pace Analytical Services, Inc..

Pace Analytical Services, Inc.
9608 Loiret Blvd.
Lenexa, KS 66219
(913)599-5665

PROJECT NARRATIVE

Project: FORT SMITH, AR
Pace Project No.: 60198856

Method: **SM 4500-CO2 D**
Description: Total Carbon Dioxide Calc
Client: Environ_AR
Date: August 06, 2015

General Information:
12 samples were analyzed for SM 4500-CO2 D. All samples were received in acceptable condition with any exceptions noted below or on the chain-of custody and/or the sample condition upon receipt form (SCUR) attached at the end of this report.

Hold Time:
The samples were analyzed within the method required hold times with any exceptions noted below.

Initial Calibrations (including MS Tune as applicable):
All criteria were within method requirements with any exceptions noted below.

Continuing Calibration:
All criteria were within method requirements with any exceptions noted below.

Method Blank:
All analytes were below the report limit in the method blank, where applicable, with any exceptions noted below.

Laboratory Control Spike:
All laboratory control spike compounds were within QC limits with any exceptions noted below.

Matrix Spikes:
All percent recoveries and relative percent differences (RPDs) were within acceptance criteria with any exceptions noted below.

Additional Comments:

This report shall not be reproduced, except in full,
without the written consent of Pace Analytical Services, Inc..

Pace Analytical Services, Inc.
9608 Loiret Blvd.
Lenexa, KS 66219
(913)599-5665

PROJECT NARRATIVE

Project: FORT SMITH, AR
Pace Project No.: 60198856

Method: **SM 5310C**
Description: 5310C TOC
Client: Environ_AR
Date: August 06, 2015

General Information:
12 samples were analyzed for SM 5310C. All samples were received in acceptable condition with any exceptions noted below or on the chain-of custody and/or the sample condition upon receipt form (SCUR) attached at the end of this report.

Hold Time:
The samples were analyzed within the method required hold times with any exceptions noted below.

Initial Calibrations (including MS Tune as applicable):
All criteria were within method requirements with any exceptions noted below.

Continuing Calibration:
All criteria were within method requirements with any exceptions noted below.

Method Blank:
All analytes were below the report limit in the method blank, where applicable, with any exceptions noted below.

Laboratory Control Spike:
All laboratory control spike compounds were within QC limits with any exceptions noted below.

Matrix Spikes:
All percent recoveries and relative percent differences (RPDs) were within acceptance criteria with any exceptions noted below.

QC Batch: WETA/35246

A matrix spike and/or matrix spike duplicate (MS/MSD) were performed on the following sample(s): 60198937001

M1: Matrix spike recovery exceeded QC limits. Batch accepted based on laboratory control sample (LCS) recovery.

- MS (Lab ID: 1609165)
  - Total Organic Carbon

Duplicate Sample:
All duplicate sample results were within method acceptance criteria with any exceptions noted below.

Additional Comments:

This report shall not be reproduced, except in full,
without the written consent of Pace Analytical Services, Inc..

Pace Analytical Services, Inc.
9608 Loiret Blvd.
Lenexa, KS 66219
(913)599-5665

PROJECT NARRATIVE

Project: FORT SMITH, AR
Pace Project No.: 60198856

Method: **SM 4500-P E**
Description: SM4500P-E, Total Phosphorus
Client: Environ_AR
Date: August 06, 2015

General Information:
12 samples were analyzed for SM 4500-P E. All samples were received in acceptable condition with any exceptions noted below or on the chain-of custody and/or the sample condition upon receipt form (SCUR) attached at the end of this report.

Hold Time:
The samples were analyzed within the method required hold times with any exceptions noted below.

Sample Preparation:
The samples were prepared in accordance with SM4500-P B with any exceptions noted below.

Initial Calibrations (including MS Tune as applicable):
All criteria were within method requirements with any exceptions noted below.

Continuing Calibration:
All criteria were within method requirements with any exceptions noted below.

Method Blank:
All analytes were below the report limit in the method blank, where applicable, with any exceptions noted below.

Laboratory Control Spike:
All laboratory control spike compounds were within QC limits with any exceptions noted below.

Matrix Spikes:
All percent recoveries and relative percent differences (RPDs) were within acceptance criteria with any exceptions noted below.

QC Batch: WETA/8677

A matrix spike and/or matrix spike duplicate (MS/MSD) were performed on the following sample(s): 7528199003,7528378001

M1: Matrix spike recovery exceeded QC limits. Batch accepted based on laboratory control sample (LCS) recovery.

- MS (Lab ID: 153205)
  - Phosphate as P04
- MS (Lab ID: 153209)
  - Phosphate as P04
- MSD (Lab ID: 153206)
  - Phosphate as P04

QC Batch: WETA/8714

A matrix spike and/or matrix spike duplicate (MS/MSD) were performed on the following sample(s): 60198937025

M1: Matrix spike recovery exceeded QC limits. Batch accepted based on laboratory control sample (LCS) recovery.

- MS (Lab ID: 154316)
  - Phosphate as P04

Additional Comments:

This data package has been reviewed for quality and completeness and is approved for release.

REPORT OF LABORATORY ANALYSIS

This report shall not be reproduced, except in full,
without the written consent of Pace Analytical Services, Inc..

Pace Analytical Services, Inc.
9608 Loiret Blvd.
Lenexa, KS 66219
(913)599-5665

ANALYTICAL RESULTS

Project: FORT SMITH, AR
Pace Project No.: 60198856

Sample: MW-66-201507 **Lab ID: 60198856001** Collected: 07/20/15 13:50 Received: 07/21/15 08:45 Matrix: Water

Parameters	Results	Units	Report Limit	MDL	DF	Prepared	Analyzed	CAS No.	Qual
Alcohol by Direct Inject GCFID	Analytical Method: EPA 8015 - Alcohol								
2-Chloroethanol	ND	ug/L	10000	1980	1		07/27/15 16:04	107-07-3	
6010 MET ICP	Analytical Method: EPA 6010 Preparation Method: EPA 3010								
Iron	**111**	ug/L	50.0	9.0	1	07/22/15 10:15	07/22/15 16:34	7439-89-6	
Manganese	**7.6**	ug/L	5.0	2.4	1	07/22/15 10:15	07/22/15 16:34	7439-96-5	
8260 MSV	Analytical Method: EPA 5030B/8260								
Acetone	ND	ug/L	10.0	1.9	1		07/22/15 13:34	67-64-1	
Benzene	ND	ug/L	1.0	0.060	1		07/22/15 13:34	71-43-2	
Bromodichloromethane	ND	ug/L	1.0	0.19	1		07/22/15 13:34	75-27-4	
Bromoform	ND	ug/L	1.0	0.070	1		07/22/15 13:34	75-25-2	
Bromomethane	ND	ug/L	5.0	0.16	1		07/22/15 13:34	74-83-9	
2-Butanone (MEK)	ND	ug/L	10.0	0.59	1		07/22/15 13:34	78-93-3	
Carbon disulfide	ND	ug/L	5.0	0.12	1		07/22/15 13:34	75-15-0	
Carbon tetrachloride	ND	ug/L	1.0	0.18	1		07/22/15 13:34	56-23-5	
Chlorobenzene	ND	ug/L	1.0	0.21	1		07/22/15 13:34	108-90-7	
Chloroethane	ND	ug/L	1.0	0.15	1		07/22/15 13:34	75-00-3	
Chloroform	ND	ug/L	1.0	0.14	1		07/22/15 13:34	67-66-3	
Chloromethane	ND	ug/L	1.0	0.080	1		07/22/15 13:34	74-87-3	
Dibromochloromethane	ND	ug/L	1.0	0.21	1		07/22/15 13:34	124-48-1	
1,1-Dichloroethane	ND	ug/L	1.0	0.050	1		07/22/15 13:34	75-34-3	
1,2-Dichloroethane	ND	ug/L	1.0	0.12	1		07/22/15 13:34	107-06-2	
1,1-Dichloroethene	ND	ug/L	1.0	0.20	1		07/22/15 13:34	75-35-4	
cis-1,2-Dichloroethene	**0.22J**	ug/L	1.0	0.080	1		07/22/15 13:34	156-59-2	
trans-1,2-Dichloroethene	ND	ug/L	1.0	0.20	1		07/22/15 13:34	156-60-5	
1,2-Dichloropropane	ND	ug/L	1.0	0.16	1		07/22/15 13:34	78-87-5	
cis-1,3-Dichloropropene	ND	ug/L	1.0	0.14	1		07/22/15 13:34	10061-01-5	
trans-1,3-Dichloropropene	ND	ug/L	1.0	0.12	1		07/22/15 13:34	10061-02-6	
Ethylbenzene	ND	ug/L	1.0	0.18	1		07/22/15 13:34	100-41-4	
2-Hexanone	ND	ug/L	10.0	1.2	1		07/22/15 13:34	591-78-6	
Methylene chloride	ND	ug/L	1.0	0.15	1		07/22/15 13:34	75-09-2	
4-Methyl-2-pentanone (MIBK)	ND	ug/L	10.0	0.42	1		07/22/15 13:34	108-10-1	
Styrene	ND	ug/L	1.0	0.12	1		07/22/15 13:34	100-42-5	
1,1,2,2-Tetrachloroethane	ND	ug/L	1.0	0.15	1		07/22/15 13:34	79-34-5	
Tetrachloroethene	ND	ug/L	1.0	0.10	1		07/22/15 13:34	127-18-4	
Toluene	ND	ug/L	1.0	0.17	1		07/22/15 13:34	108-88-3	
1,1,1-Trichloroethane	ND	ug/L	1.0	0.11	1		07/22/15 13:34	71-55-6	
1,1,2-Trichloroethane	ND	ug/L	1.0	0.20	1		07/22/15 13:34	79-00-5	
Trichloroethene	**3.3**	ug/L	1.0	0.17	1		07/22/15 13:34	79-01-6	
Vinyl chloride	ND	ug/L	1.0	0.13	1		07/22/15 13:34	75-01-4	
Xylene (Total)	ND	ug/L	3.0	0.42	1		07/22/15 13:34	1330-20-7	
Surrogates									
4-Bromofluorobenzene (S)	101	%	80-120		1		07/22/15 13:34	460-00-4	
1,2-Dichloroethane-d4 (S)	102	%	80-120		1		07/22/15 13:34	17060-07-0	
Toluene-d8 (S)	102	%	80-120		1		07/22/15 13:34	2037-26-5	
Preservation pH	**1.0**		0.10	0.10	1		07/22/15 13:34		

REPORT OF LABORATORY ANALYSIS

This report shall not be reproduced, except in full,
without the written consent of Pace Analytical Services, Inc..

Pace Analytical Services, Inc.
9608 Loiret Blvd.
Lenexa, KS 66219
(913)599-5665

ANALYTICAL RESULTS

Project: FORT SMITH, AR
Pace Project No.: 60198856

Sample: MW-66-201507 **Lab ID: 60198856001** Collected: 07/20/15 13:50 Received: 07/21/15 08:45 Matrix: Water

Parameters	Results	Units	Report Limit	MDL	DF	Prepared	Analyzed	CAS No.	Qual
2320B Alkalinity	Analytical Method: SM 2320B								
Alkalinity,Bicarbonate (CaCO3)	**107**	mg/L	20.0	2.0	1		07/28/15 16:32		
Alkalinity, Carbonate (CaCO3)	ND	mg/L	20.0	2.0	1		07/28/15 16:32		
Alkalinity, Total as CaCO3	**107**	mg/L	20.0	2.0	1		07/28/15 16:32		
Iron, Ferric (Calculation)	Analytical Method: SM 3500-Fe B#4								
Iron, Ferric	ND	mg/L	0.20		1		08/06/15 00:00	7439-89-6	
4500H+ pH, Electrometric	Analytical Method: SM 4500-H+B								
pH at 25 Degrees C	**5.7**	Std. Units	0.10	0.10	1		07/20/15 18:00		1e,H6
4500S2D Sulfide, Total	Analytical Method: SM 4500-S-2 D								
Sulfide, Total	ND	mg/L	0.050	0.012	1		07/22/15 13:28	18496-25-8	
300.0 IC Anions 28 Days	Analytical Method: EPA 300.0								
Chloride	**172**	mg/L	10.0	5.0	10		07/22/15 18:40	16887-00-6	
Sulfate	**7.1**	mg/L	1.0	0.24	1		07/23/15 10:58	14808-79-8	
350.1 Ammonia	Analytical Method: EPA 350.1								
Nitrogen, Ammonia	ND	mg/L	0.10	0.046	1		07/21/15 15:42	7664-41-7	M1
353.2 Nitrogen, NO2/NO3 unpres	Analytical Method: EPA 353.2								
Nitrogen, Nitrate	**0.18**	mg/L	0.10	0.014	1		07/22/15 06:00		
Nitrogen, Nitrite	ND	mg/L	0.10	0.023	1		07/22/15 06:00		
Nitrogen, NO2 plus NO3	**0.18**	mg/L	0.10	0.014	1		07/22/15 06:00		M1
Total Carbon Dioxide Calc	Analytical Method: SM 4500-CO2 D								
Carbon Dioxide Calculation	**530**	mg/L	20.0	20.0	1		07/28/15 00:00		
5310C TOC	Analytical Method: SM 5310C								
Total Organic Carbon	ND	mg/L	1.0	0.46	1		07/28/15 16:19	7440-44-0	
SM4500P-E, Total Phosphorus	Analytical Method: SM 4500-P E Preparation Method: SM4500-P B								
Phosphate as P04	**0.098**	mg/L	0.030	0.010	1	07/23/15 10:15	07/23/15 13:49		

REPORT OF LABORATORY ANALYSIS

This report shall not be reproduced, except in full,
without the written consent of Pace Analytical Services, Inc..

Pace Analytical Services, Inc.
9608 Loiret Blvd.
Lenexa, KS 66219
(913)599-5665

ANALYTICAL RESULTS

Project: FORT SMITH, AR
Pace Project No.: 60198856

Sample: MW-67R-201507 **Lab ID: 60198856002** Collected: 07/20/15 15:55 Received: 07/21/15 08:45 Matrix: Water

Parameters	Results	Units	Report Limit	MDL	DF	Prepared	Analyzed	CAS No.	Qual
Alcohol by Direct Inject GCFID	Analytical Method: EPA 8015 - Alcohol								
2-Chloroethanol	ND	ug/L	10000	1980	1		07/27/15 16:15	107-07-3	
6010 MET ICP	Analytical Method: EPA 6010 Preparation Method: EPA 3010								
Iron	**12300**	ug/L	50.0	9.0	1	07/22/15 10:15	07/22/15 16:36	7439-89-6	
Manganese	**505**	ug/L	5.0	2.4	1	07/22/15 10:15	07/22/15 16:36	7439-96-5	
8260 MSV	Analytical Method: EPA 5030B/8260								
Acetone	**4.2J**	ug/L	10.0	1.9	1		07/22/15 13:04	67-64-1	B
Benzene	ND	ug/L	1.0	0.060	1		07/22/15 13:04	71-43-2	
Bromodichloromethane	ND	ug/L	1.0	0.19	1		07/22/15 13:04	75-27-4	
Bromoform	ND	ug/L	1.0	0.070	1		07/22/15 13:04	75-25-2	
Bromomethane	ND	ug/L	5.0	0.16	1		07/22/15 13:04	74-83-9	
2-Butanone (MEK)	ND	ug/L	10.0	0.59	1		07/22/15 13:04	78-93-3	
Carbon disulfide	ND	ug/L	5.0	0.12	1		07/22/15 13:04	75-15-0	
Carbon tetrachloride	ND	ug/L	1.0	0.18	1		07/22/15 13:04	56-23-5	
Chlorobenzene	ND	ug/L	1.0	0.21	1		07/22/15 13:04	108-90-7	
Chloroethane	ND	ug/L	1.0	0.15	1		07/22/15 13:04	75-00-3	
Chloroform	**2.1**	ug/L	1.0	0.14	1		07/22/15 13:04	67-66-3	
Chloromethane	ND	ug/L	1.0	0.080	1		07/22/15 13:04	74-87-3	
Dibromochloromethane	ND	ug/L	1.0	0.21	1		07/22/15 13:04	124-48-1	
1,1-Dichloroethane	ND	ug/L	1.0	0.050	1		07/22/15 13:04	75-34-3	
1,2-Dichloroethane	ND	ug/L	1.0	0.12	1		07/22/15 13:04	107-06-2	
1,1-Dichloroethene	ND	ug/L	1.0	0.20	1		07/22/15 13:04	75-35-4	
cis-1,2-Dichloroethene	ND	ug/L	1.0	0.080	1		07/22/15 13:04	156-59-2	
trans-1,2-Dichloroethene	ND	ug/L	1.0	0.20	1		07/22/15 13:04	156-60-5	
1,2-Dichloropropane	ND	ug/L	1.0	0.16	1		07/22/15 13:04	78-87-5	
cis-1,3-Dichloropropene	ND	ug/L	1.0	0.14	1		07/22/15 13:04	10061-01-5	
trans-1,3-Dichloropropene	ND	ug/L	1.0	0.12	1		07/22/15 13:04	10061-02-6	
Ethylbenzene	ND	ug/L	1.0	0.18	1		07/22/15 13:04	100-41-4	
2-Hexanone	ND	ug/L	10.0	1.2	1		07/22/15 13:04	591-78-6	
Methylene chloride	ND	ug/L	1.0	0.15	1		07/22/15 13:04	75-09-2	
4-Methyl-2-pentanone (MIBK)	ND	ug/L	10.0	0.42	1		07/22/15 13:04	108-10-1	
Styrene	ND	ug/L	1.0	0.12	1		07/22/15 13:04	100-42-5	
1,1,2,2-Tetrachloroethane	ND	ug/L	1.0	0.15	1		07/22/15 13:04	79-34-5	
Tetrachloroethene	ND	ug/L	1.0	0.10	1		07/22/15 13:04	127-18-4	
Toluene	ND	ug/L	1.0	0.17	1		07/22/15 13:04	108-88-3	
1,1,1-Trichloroethane	ND	ug/L	1.0	0.11	1		07/22/15 13:04	71-55-6	
1,1,2-Trichloroethane	ND	ug/L	1.0	0.20	1		07/22/15 13:04	79-00-5	
Trichloroethene	ND	ug/L	1.0	0.17	1		07/22/15 13:04	79-01-6	
Vinyl chloride	ND	ug/L	1.0	0.13	1		07/22/15 13:04	75-01-4	
Xylene (Total)	ND	ug/L	3.0	0.42	1		07/22/15 13:04	1330-20-7	
Surrogates									
4-Bromofluorobenzene (S)	101	%	80-120		1		07/22/15 13:04	460-00-4	
1,2-Dichloroethane-d4 (S)	102	%	80-120		1		07/22/15 13:04	17060-07-0	
Toluene-d8 (S)	100	%	80-120		1		07/22/15 13:04	2037-26-5	
Preservation pH	**1.0**		0.10	0.10	1		07/22/15 13:04		

REPORT OF LABORATORY ANALYSIS

This report shall not be reproduced, except in full,
without the written consent of Pace Analytical Services, Inc..

Pace Analytical Services, Inc.
9608 Loiret Blvd.
Lenexa, KS 66219
(913)599-5665

ANALYTICAL RESULTS

Project: FORT SMITH, AR
Pace Project No.: 60198856

Sample: MW-67R-201507 **Lab ID: 60198856002** Collected: 07/20/15 15:55 Received: 07/21/15 08:45 Matrix: Water

Parameters	Results	Units	Report Limit	MDL	DF	Prepared	Analyzed	CAS No.	Qual
2320B Alkalinity	Analytical Method: SM 2320B								
Alkalinity,Bicarbonate (CaCO3)	**306**	mg/L	20.0	2.0	1		07/28/15 16:40		
Alkalinity, Carbonate (CaCO3)	ND	mg/L	20.0	2.0	1		07/28/15 16:40		
Alkalinity, Total as CaCO3	**306**	mg/L	20.0	2.0	1		07/28/15 16:40		
Iron, Ferric (Calculation)	Analytical Method: SM 3500-Fe B#4								
Iron, Ferric	**11.8**	mg/L	0.20		1		08/06/15 00:00	7439-89-6	
4500H+ pH, Electrometric	Analytical Method: SM 4500-H+B								
pH at 25 Degrees C	**6.4**	Std. Units	0.10	0.10	1		07/20/15 18:00		1e,H6
4500S2D Sulfide, Total	Analytical Method: SM 4500-S-2 D								
Sulfide, Total	ND	mg/L	0.050	0.012	1		07/22/15 13:28	18496-25-8	
300.0 IC Anions 28 Days	Analytical Method: EPA 300.0								
Chloride	**100**	mg/L	10.0	5.0	10		07/22/15 18:54	16887-00-6	
Sulfate	**13.4**	mg/L	1.0	0.24	1		07/23/15 11:11	14808-79-8	
350.1 Ammonia	Analytical Method: EPA 350.1								
Nitrogen, Ammonia	ND	mg/L	0.10	0.046	1		07/21/15 15:45	7664-41-7	
353.2 Nitrogen, NO2/NO3 unpres	Analytical Method: EPA 353.2								
Nitrogen, Nitrate	ND	mg/L	0.10	0.014	1		07/22/15 06:05		
Nitrogen, Nitrite	ND	mg/L	0.10	0.023	1		07/22/15 06:05		
Nitrogen, NO2 plus NO3	ND	mg/L	0.10	0.014	1		07/22/15 06:05		
Total Carbon Dioxide Calc	Analytical Method: SM 4500-CO2 D								
Carbon Dioxide Calculation	**519**	mg/L	20.0	20.0	1		07/28/15 00:00		
5310C TOC	Analytical Method: SM 5310C								
Total Organic Carbon	**1.4**	mg/L	1.0	0.46	1		07/28/15 19:48	7440-44-0	
SM4500P-E, Total Phosphorus	Analytical Method: SM 4500-P E Preparation Method: SM4500-P B								
Phosphate as P04	**0.14**	mg/L	0.030	0.010	1	07/23/15 10:15	07/23/15 13:50		

REPORT OF LABORATORY ANALYSIS

This report shall not be reproduced, except in full,
without the written consent of Pace Analytical Services, Inc..

Pace Analytical Services, Inc.
9608 Loiret Blvd.
Lenexa, KS 66219
(913)599-5665

ANALYTICAL RESULTS

Project: FORT SMITH, AR
Pace Project No.: 60198856

Sample: MW-36R-201507 **Lab ID: 60198856003** Collected: 07/20/15 16:15 Received: 07/21/15 08:45 Matrix: Water

Parameters	Results	Units	Report Limit	MDL	DF	Prepared	Analyzed	CAS No.	Qual
Alcohol by Direct Inject GCFID	Analytical Method: EPA 8015 - Alcohol								
2-Chloroethanol	ND	ug/L	10000	1980	1		07/27/15 16:27	107-07-3	
6010 MET ICP	Analytical Method: EPA 6010 Preparation Method: EPA 3010								
Iron	**150**	ug/L	50.0	9.0	1	07/22/15 10:15	07/22/15 16:39	7439-89-6	
Manganese	**1370**	ug/L	5.0	2.4	1	07/22/15 10:15	07/22/15 16:39	7439-96-5	
8260 MSV	Analytical Method: EPA 5030B/8260								
Acetone	**35.5**	ug/L	10.0	1.9	1		07/22/15 13:49	67-64-1	
Benzene	**0.26J**	ug/L	1.0	0.060	1		07/22/15 13:49	71-43-2	
Bromodichloromethane	ND	ug/L	1.0	0.19	1		07/22/15 13:49	75-27-4	
Bromoform	**1.8**	ug/L	1.0	0.070	1		07/22/15 13:49	75-25-2	
Bromomethane	**51.6**	ug/L	5.0	0.16	1		07/22/15 13:49	74-83-9	
2-Butanone (MEK)	ND	ug/L	10.0	0.59	1		07/22/15 13:49	78-93-3	
Carbon disulfide	ND	ug/L	5.0	0.12	1		07/22/15 13:49	75-15-0	
Carbon tetrachloride	ND	ug/L	1.0	0.18	1		07/22/15 13:49	56-23-5	
Chlorobenzene	ND	ug/L	1.0	0.21	1		07/22/15 13:49	108-90-7	
Chloroethane	**0.82J**	ug/L	1.0	0.15	1		07/22/15 13:49	75-00-3	
Chloroform	**1.5**	ug/L	1.0	0.14	1		07/22/15 13:49	67-66-3	
Chloromethane	**48.7**	ug/L	1.0	0.080	1		07/22/15 13:49	74-87-3	
Dibromochloromethane	ND	ug/L	1.0	0.21	1		07/22/15 13:49	124-48-1	
1,1-Dichloroethane	ND	ug/L	1.0	0.050	1		07/22/15 13:49	75-34-3	
1,2-Dichloroethane	**0.16J**	ug/L	1.0	0.12	1		07/22/15 13:49	107-06-2	
1,1-Dichloroethene	**0.89J**	ug/L	1.0	0.20	1		07/22/15 13:49	75-35-4	
cis-1,2-Dichloroethene	ND	ug/L	1.0	0.080	1		07/22/15 13:49	156-59-2	
trans-1,2-Dichloroethene	ND	ug/L	1.0	0.20	1		07/22/15 13:49	156-60-5	
1,2-Dichloropropane	ND	ug/L	1.0	0.16	1		07/22/15 13:49	78-87-5	
cis-1,3-Dichloropropene	ND	ug/L	1.0	0.14	1		07/22/15 13:49	10061-01-5	
trans-1,3-Dichloropropene	ND	ug/L	1.0	0.12	1		07/22/15 13:49	10061-02-6	
Ethylbenzene	ND	ug/L	1.0	0.18	1		07/22/15 13:49	100-41-4	
2-Hexanone	ND	ug/L	10.0	1.2	1		07/22/15 13:49	591-78-6	
Methylene chloride	ND	ug/L	1.0	0.15	1		07/22/15 13:49	75-09-2	
4-Methyl-2-pentanone (MIBK)	ND	ug/L	10.0	0.42	1		07/22/15 13:49	108-10-1	
Styrene	ND	ug/L	1.0	0.12	1		07/22/15 13:49	100-42-5	
1,1,2,2-Tetrachloroethane	ND	ug/L	1.0	0.15	1		07/22/15 13:49	79-34-5	
Tetrachloroethene	ND	ug/L	1.0	0.10	1		07/22/15 13:49	127-18-4	
Toluene	ND	ug/L	1.0	0.17	1		07/22/15 13:49	108-88-3	
1,1,1-Trichloroethane	ND	ug/L	1.0	0.11	1		07/22/15 13:49	71-55-6	
1,1,2-Trichloroethane	ND	ug/L	1.0	0.20	1		07/22/15 13:49	79-00-5	
Trichloroethene	ND	ug/L	1.0	0.17	1		07/22/15 13:49	79-01-6	
Vinyl chloride	ND	ug/L	1.0	0.13	1		07/22/15 13:49	75-01-4	
Xylene (Total)	ND	ug/L	3.0	0.42	1		07/22/15 13:49	1330-20-7	
Surrogates									
4-Bromofluorobenzene (S)	98	%	80-120		1		07/22/15 13:49	460-00-4	HS
1,2-Dichloroethane-d4 (S)	103	%	80-120		1		07/22/15 13:49	17060-07-0	
Toluene-d8 (S)	93	%	80-120		1		07/22/15 13:49	2037-26-5	
Preservation pH	**1.0**		0.10	0.10	1		07/22/15 13:49		

REPORT OF LABORATORY ANALYSIS

This report shall not be reproduced, except in full,
without the written consent of Pace Analytical Services, Inc..

Pace Analytical Services, Inc.
9608 Loiret Blvd.
Lenexa, KS 66219
(913)599-5665

ANALYTICAL RESULTS

Project: FORT SMITH, AR
Pace Project No.: 60198856

Sample: MW-36R-201507 **Lab ID: 60198856003** Collected: 07/20/15 16:15 Received: 07/21/15 08:45 Matrix: Water

Parameters	Results	Units	Report Limit	MDL	DF	Prepared	Analyzed	CAS No.	Qual
2320B Alkalinity	Analytical Method: SM 2320B								
Alkalinity,Bicarbonate (CaCO3)	ND	mg/L	20.0	2.0	1		07/29/15 15:40		
Alkalinity, Carbonate (CaCO3)	ND	mg/L	20.0	2.0	1		07/29/15 15:40		
Alkalinity, Total as CaCO3	ND	mg/L	20.0	2.0	1		07/29/15 15:40		
Iron, Ferric (Calculation)	Analytical Method: SM 3500-Fe B#4								
Iron, Ferric	ND	mg/L	0.20		1		08/06/15 00:00	7439-89-6	
4500H+ pH, Electrometric	Analytical Method: SM 4500-H+B								
pH at 25 Degrees C	**4.5**	Std. Units	0.10	0.10	1		07/20/15 18:00		1e,H6
4500S2D Sulfide, Total	Analytical Method: SM 4500-S-2 D								
Sulfide, Total	ND	mg/L	0.050	0.012	1		07/22/15 13:29	18496-25-8	
300.0 IC Anions 28 Days	Analytical Method: EPA 300.0								
Chloride	**200**	mg/L	20.0	10.0	20		07/22/15 19:08	16887-00-6	
Sulfate	**1670**	mg/L	200	47.3	200		07/23/15 11:52	14808-79-8	
350.1 Ammonia	Analytical Method: EPA 350.1								
Nitrogen, Ammonia	**0.20**	mg/L	0.10	0.046	1		07/21/15 15:47	7664-41-7	
353.2 Nitrogen, NO2/NO3 unpres	Analytical Method: EPA 353.2								
Nitrogen, Nitrate	**1.2**	mg/L	0.10	0.014	1		07/22/15 06:06		
Nitrogen, Nitrite	ND	mg/L	0.10	0.023	1		07/22/15 06:06		
Nitrogen, NO2 plus NO3	**1.2**	mg/L	0.10	0.014	1		07/22/15 06:06		
Total Carbon Dioxide Calc	Analytical Method: SM 4500-CO2 D								
Carbon Dioxide Calculation	ND	mg/L	20.0	20.0	1		07/28/15 00:00		
5310C TOC	Analytical Method: SM 5310C								
Total Organic Carbon	**0.93J**	mg/L	1.0	0.46	1		07/28/15 16:45	7440-44-0	
SM4500P-E, Total Phosphorus	Analytical Method: SM 4500-P E Preparation Method: SM4500-P B								
Phosphate as P04	**0.032**	mg/L	0.030	0.010	1	07/23/15 10:15	07/23/15 13:50		

REPORT OF LABORATORY ANALYSIS

This report shall not be reproduced, except in full,
without the written consent of Pace Analytical Services, Inc..

Pace Analytical Services, Inc.
9608 Loiret Blvd.
Lenexa, KS 66219
(913)599-5665

ANALYTICAL RESULTS

Project: FORT SMITH, AR
Pace Project No.: 60198856

Sample: MW-71-201507 **Lab ID: 60198856004** Collected: 07/20/15 16:27 Received: 07/21/15 08:45 Matrix: Water

Parameters	Results	Units	Report Limit	MDL	DF	Prepared	Analyzed	CAS No.	Qual
Alcohol by Direct Inject GCFID	Analytical Method: EPA 8015 - Alcohol								
2-Chloroethanol	ND	ug/L	10000	1980	1		07/27/15 16:38	107-07-3	
6010 MET ICP	Analytical Method: EPA 6010 Preparation Method: EPA 3010								
Iron	**736**	ug/L	50.0	9.0	1	07/22/15 10:15	07/22/15 16:41	7439-89-6	
Manganese	**1590**	ug/L	5.0	2.4	1	07/22/15 10:15	07/22/15 16:41	7439-96-5	
8260 MSV	Analytical Method: EPA 5030B/8260								
Acetone	**2.0J**	ug/L	10.0	1.9	1		07/22/15 13:19	67-64-1	B
Benzene	ND	ug/L	1.0	0.060	1		07/22/15 13:19	71-43-2	
Bromodichloromethane	ND	ug/L	1.0	0.19	1		07/22/15 13:19	75-27-4	
Bromoform	ND	ug/L	1.0	0.070	1		07/22/15 13:19	75-25-2	
Bromomethane	ND	ug/L	5.0	0.16	1		07/22/15 13:19	74-83-9	
2-Butanone (MEK)	ND	ug/L	10.0	0.59	1		07/22/15 13:19	78-93-3	
Carbon disulfide	ND	ug/L	5.0	0.12	1		07/22/15 13:19	75-15-0	
Carbon tetrachloride	ND	ug/L	1.0	0.18	1		07/22/15 13:19	56-23-5	
Chlorobenzene	ND	ug/L	1.0	0.21	1		07/22/15 13:19	108-90-7	
Chloroethane	ND	ug/L	1.0	0.15	1		07/22/15 13:19	75-00-3	
Chloroform	ND	ug/L	1.0	0.14	1		07/22/15 13:19	67-66-3	
Chloromethane	ND	ug/L	1.0	0.080	1		07/22/15 13:19	74-87-3	
Dibromochloromethane	ND	ug/L	1.0	0.21	1		07/22/15 13:19	124-48-1	
1,1-Dichloroethane	ND	ug/L	1.0	0.050	1		07/22/15 13:19	75-34-3	
1,2-Dichloroethane	ND	ug/L	1.0	0.12	1		07/22/15 13:19	107-06-2	
1,1-Dichloroethene	**1.4**	ug/L	1.0	0.20	1		07/22/15 13:19	75-35-4	
cis-1,2-Dichloroethene	**5.3**	ug/L	1.0	0.080	1		07/22/15 13:19	156-59-2	
trans-1,2-Dichloroethene	ND	ug/L	1.0	0.20	1		07/22/15 13:19	156-60-5	
1,2-Dichloropropane	ND	ug/L	1.0	0.16	1		07/22/15 13:19	78-87-5	
cis-1,3-Dichloropropene	ND	ug/L	1.0	0.14	1		07/22/15 13:19	10061-01-5	
trans-1,3-Dichloropropene	ND	ug/L	1.0	0.12	1		07/22/15 13:19	10061-02-6	
Ethylbenzene	ND	ug/L	1.0	0.18	1		07/22/15 13:19	100-41-4	
2-Hexanone	ND	ug/L	10.0	1.2	1		07/22/15 13:19	591-78-6	
Methylene chloride	ND	ug/L	1.0	0.15	1		07/22/15 13:19	75-09-2	
4-Methyl-2-pentanone (MIBK)	ND	ug/L	10.0	0.42	1		07/22/15 13:19	108-10-1	
Styrene	ND	ug/L	1.0	0.12	1		07/22/15 13:19	100-42-5	
1,1,2,2-Tetrachloroethane	ND	ug/L	1.0	0.15	1		07/22/15 13:19	79-34-5	
Tetrachloroethene	ND	ug/L	1.0	0.10	1		07/22/15 13:19	127-18-4	
Toluene	ND	ug/L	1.0	0.17	1		07/22/15 13:19	108-88-3	
1,1,1-Trichloroethane	ND	ug/L	1.0	0.11	1		07/22/15 13:19	71-55-6	
1,1,2-Trichloroethane	ND	ug/L	1.0	0.20	1		07/22/15 13:19	79-00-5	
Trichloroethene	**165**	ug/L	1.0	0.17	1		07/22/15 13:19	79-01-6	
Vinyl chloride	**0.48J**	ug/L	1.0	0.13	1		07/22/15 13:19	75-01-4	
Xylene (Total)	ND	ug/L	3.0	0.42	1		07/22/15 13:19	1330-20-7	
Surrogates									
4-Bromofluorobenzene (S)	97	%	80-120		1		07/22/15 13:19	460-00-4	
1,2-Dichloroethane-d4 (S)	98	%	80-120		1		07/22/15 13:19	17060-07-0	
Toluene-d8 (S)	103	%	80-120		1		07/22/15 13:19	2037-26-5	
Preservation pH	**1.0**		0.10	0.10	1		07/22/15 13:19		

REPORT OF LABORATORY ANALYSIS

This report shall not be reproduced, except in full,
without the written consent of Pace Analytical Services, Inc..

Pace Analytical Services, Inc.
9608 Loiret Blvd.
Lenexa, KS 66219
(913)599-5665

ANALYTICAL RESULTS

Project: FORT SMITH, AR
Pace Project No.: 60198856

Sample: MW-71-201507 **Lab ID: 60198856004** Collected: 07/20/15 16:27 Received: 07/21/15 08:45 Matrix: Water

Parameters	Results	Units	Report Limit	MDL	DF	Prepared	Analyzed	CAS No.	Qual
2320B Alkalinity	Analytical Method: SM 2320B								
Alkalinity,Bicarbonate (CaCO3)	**23.3**	mg/L	20.0	2.0	1		07/28/15 16:45		
Alkalinity, Carbonate (CaCO3)	ND	mg/L	20.0	2.0	1		07/28/15 16:45		
Alkalinity, Total as CaCO3	**23.3**	mg/L	20.0	2.0	1		07/28/15 16:45		
Iron, Ferric (Calculation)	Analytical Method: SM 3500-Fe B#4								
Iron, Ferric	ND	mg/L	0.20		1		08/06/15 00:00	7439-89-6	
4500H+ pH, Electrometric	Analytical Method: SM 4500-H+B								
pH at 25 Degrees C	**5.2**	Std. Units	0.10	0.10	1		07/20/15 18:00		1e,H6
4500S2D Sulfide, Total	Analytical Method: SM 4500-S-2 D								
Sulfide, Total	ND	mg/L	0.050	0.012	1		07/22/15 13:30	18496-25-8	
300.0 IC Anions 28 Days	Analytical Method: EPA 300.0								
Chloride	**249**	mg/L	20.0	10.0	20		07/22/15 19:49	16887-00-6	
Sulfate	**2.2**	mg/L	1.0	0.24	1		07/23/15 12:06	14808-79-8	
350.1 Ammonia	Analytical Method: EPA 350.1								
Nitrogen, Ammonia	ND	mg/L	0.10	0.046	1		07/21/15 15:48	7664-41-7	
353.2 Nitrogen, NO2/NO3 unpres	Analytical Method: EPA 353.2								
Nitrogen, Nitrate	ND	mg/L	0.10	0.014	1		07/22/15 06:06		
Nitrogen, Nitrite	ND	mg/L	0.10	0.023	1		07/22/15 06:06		
Nitrogen, NO2 plus NO3	ND	mg/L	0.10	0.014	1		07/22/15 06:06		
Total Carbon Dioxide Calc	Analytical Method: SM 4500-CO2 D								
Carbon Dioxide Calculation	**350**	mg/L	20.0	20.0	1		07/28/15 00:00		
5310C TOC	Analytical Method: SM 5310C								
Total Organic Carbon	ND	mg/L	1.0	0.46	1		07/28/15 16:58	7440-44-0	
SM4500P-E, Total Phosphorus	Analytical Method: SM 4500-P E Preparation Method: SM4500-P B								
Phosphate as P04	**0.066**	mg/L	0.030	0.010	1	07/23/15 10:15	07/23/15 13:50		

REPORT OF LABORATORY ANALYSIS

This report shall not be reproduced, except in full,
without the written consent of Pace Analytical Services, Inc..

Pace Analytical Services, Inc.
9608 Loiret Blvd.
Lenexa, KS 66219
(913)599-5665

ANALYTICAL RESULTS

Project: FORT SMITH, AR
Pace Project No.: 60198856

Sample: EB-01-201507 **Lab ID: 60198856005** Collected: 07/20/15 17:00 Received: 07/21/15 08:45 Matrix: Water

Parameters	Results	Units	Report Limit	MDL	DF	Prepared	Analyzed	CAS No.	Qual
8260 MSV	Analytical Method: EPA 5030B/8260								
Acetone	**2.3J**	ug/L	10.0	1.9	1		07/22/15 12:49	67-64-1	B
Benzene	ND	ug/L	1.0	0.060	1		07/22/15 12:49	71-43-2	
Bromodichloromethane	ND	ug/L	1.0	0.19	1		07/22/15 12:49	75-27-4	
Bromoform	ND	ug/L	1.0	0.070	1		07/22/15 12:49	75-25-2	
Bromomethane	ND	ug/L	5.0	0.16	1		07/22/15 12:49	74-83-9	
2-Butanone (MEK)	ND	ug/L	10.0	0.59	1		07/22/15 12:49	78-93-3	
Carbon disulfide	ND	ug/L	5.0	0.12	1		07/22/15 12:49	75-15-0	
Carbon tetrachloride	ND	ug/L	1.0	0.18	1		07/22/15 12:49	56-23-5	
Chlorobenzene	ND	ug/L	1.0	0.21	1		07/22/15 12:49	108-90-7	
Chloroethane	ND	ug/L	1.0	0.15	1		07/22/15 12:49	75-00-3	
Chloroform	ND	ug/L	1.0	0.14	1		07/22/15 12:49	67-66-3	
Chloromethane	ND	ug/L	1.0	0.080	1		07/22/15 12:49	74-87-3	
Dibromochloromethane	ND	ug/L	1.0	0.21	1		07/22/15 12:49	124-48-1	
1,1-Dichloroethane	ND	ug/L	1.0	0.050	1		07/22/15 12:49	75-34-3	
1,2-Dichloroethane	ND	ug/L	1.0	0.12	1		07/22/15 12:49	107-06-2	
1,1-Dichloroethene	ND	ug/L	1.0	0.20	1		07/22/15 12:49	75-35-4	
cis-1,2-Dichloroethene	ND	ug/L	1.0	0.080	1		07/22/15 12:49	156-59-2	
trans-1,2-Dichloroethene	ND	ug/L	1.0	0.20	1		07/22/15 12:49	156-60-5	
1,2-Dichloropropane	ND	ug/L	1.0	0.16	1		07/22/15 12:49	78-87-5	
cis-1,3-Dichloropropene	ND	ug/L	1.0	0.14	1		07/22/15 12:49	10061-01-5	
trans-1,3-Dichloropropene	ND	ug/L	1.0	0.12	1		07/22/15 12:49	10061-02-6	
Ethylbenzene	ND	ug/L	1.0	0.18	1		07/22/15 12:49	100-41-4	
2-Hexanone	ND	ug/L	10.0	1.2	1		07/22/15 12:49	591-78-6	
Methylene chloride	ND	ug/L	1.0	0.15	1		07/22/15 12:49	75-09-2	
4-Methyl-2-pentanone (MIBK)	ND	ug/L	10.0	0.42	1		07/22/15 12:49	108-10-1	
Styrene	ND	ug/L	1.0	0.12	1		07/22/15 12:49	100-42-5	
1,1,2,2-Tetrachloroethane	ND	ug/L	1.0	0.15	1		07/22/15 12:49	79-34-5	
Tetrachloroethene	ND	ug/L	1.0	0.10	1		07/22/15 12:49	127-18-4	
Toluene	ND	ug/L	1.0	0.17	1		07/22/15 12:49	108-88-3	
1,1,1-Trichloroethane	ND	ug/L	1.0	0.11	1		07/22/15 12:49	71-55-6	
1,1,2-Trichloroethane	ND	ug/L	1.0	0.20	1		07/22/15 12:49	79-00-5	
Trichloroethene	ND	ug/L	1.0	0.17	1		07/22/15 12:49	79-01-6	
Vinyl chloride	ND	ug/L	1.0	0.13	1		07/22/15 12:49	75-01-4	
Xylene (Total)	ND	ug/L	3.0	0.42	1		07/22/15 12:49	1330-20-7	
Surrogates									
4-Bromofluorobenzene (S)	101	%	80-120		1		07/22/15 12:49	460-00-4	
1,2-Dichloroethane-d4 (S)	101	%	80-120		1		07/22/15 12:49	17060-07-0	
Toluene-d8 (S)	102	%	80-120		1		07/22/15 12:49	2037-26-5	
Preservation pH	**1.0**		0.10	0.10	1		07/22/15 12:49		

REPORT OF LABORATORY ANALYSIS

This report shall not be reproduced, except in full,
without the written consent of Pace Analytical Services, Inc..

Pace Analytical Services, Inc.
9608 Loiret Blvd.
Lenexa, KS 66219
(913)599-5665

ANALYTICAL RESULTS

Project: FORT SMITH, AR
Pace Project No.: 60198856

Sample: MW-40R-201507 **Lab ID: 60198856006** Collected: 07/20/15 14:30 Received: 07/21/15 08:45 Matrix: Water

Parameters	Results	Units	Report Limit	MDL	DF	Prepared	Analyzed	CAS No.	Qual
Alcohol by Direct Inject GCFID	Analytical Method: EPA 8015 - Alcohol								
2-Chloroethanol	ND	ug/L	10000	1980	1		07/27/15 16:50	107-07-3	
6010 MET ICP	Analytical Method: EPA 6010 Preparation Method: EPA 3010								
Iron	**5460**	ug/L	50.0	9.0	1	07/22/15 10:15	07/22/15 16:43	7439-89-6	
Manganese	**7230**	ug/L	5.0	2.4	1	07/22/15 10:15	07/22/15 16:43	7439-96-5	
8260 MSV	Analytical Method: EPA 5030B/8260								
Acetone	**2.5J**	ug/L	10.0	1.9	1		07/22/15 16:04	67-64-1	
Benzene	ND	ug/L	1.0	0.060	1		07/22/15 16:04	71-43-2	
Bromodichloromethane	ND	ug/L	1.0	0.19	1		07/22/15 16:04	75-27-4	
Bromoform	ND	ug/L	1.0	0.070	1		07/22/15 16:04	75-25-2	
Bromomethane	ND	ug/L	5.0	0.16	1		07/22/15 16:04	74-83-9	
2-Butanone (MEK)	ND	ug/L	10.0	0.59	1		07/22/15 16:04	78-93-3	
Carbon disulfide	**0.25J**	ug/L	5.0	0.12	1		07/22/15 16:04	75-15-0	
Carbon tetrachloride	ND	ug/L	1.0	0.18	1		07/22/15 16:04	56-23-5	
Chlorobenzene	ND	ug/L	1.0	0.21	1		07/22/15 16:04	108-90-7	
Chloroethane	ND	ug/L	1.0	0.15	1		07/22/15 16:04	75-00-3	
Chloroform	**0.29J**	ug/L	1.0	0.14	1		07/22/15 16:04	67-66-3	
Chloromethane	ND	ug/L	1.0	0.080	1		07/22/15 16:04	74-87-3	
Dibromochloromethane	ND	ug/L	1.0	0.21	1		07/22/15 16:04	124-48-1	
1,1-Dichloroethane	ND	ug/L	1.0	0.050	1		07/22/15 16:04	75-34-3	
1,2-Dichloroethane	ND	ug/L	1.0	0.12	1		07/22/15 16:04	107-06-2	
1,1-Dichloroethene	**0.38J**	ug/L	1.0	0.20	1		07/22/15 16:04	75-35-4	
cis-1,2-Dichloroethene	ND	ug/L	1.0	0.080	1		07/22/15 16:04	156-59-2	
trans-1,2-Dichloroethene	ND	ug/L	1.0	0.20	1		07/22/15 16:04	156-60-5	
1,2-Dichloropropane	ND	ug/L	1.0	0.16	1		07/22/15 16:04	78-87-5	
cis-1,3-Dichloropropene	ND	ug/L	1.0	0.14	1		07/22/15 16:04	10061-01-5	
trans-1,3-Dichloropropene	ND	ug/L	1.0	0.12	1		07/22/15 16:04	10061-02-6	
Ethylbenzene	ND	ug/L	1.0	0.18	1		07/22/15 16:04	100-41-4	
2-Hexanone	ND	ug/L	10.0	1.2	1		07/22/15 16:04	591-78-6	
Methylene chloride	**0.32J**	ug/L	1.0	0.15	1		07/22/15 16:04	75-09-2	
4-Methyl-2-pentanone (MIBK)	ND	ug/L	10.0	0.42	1		07/22/15 16:04	108-10-1	
Styrene	ND	ug/L	1.0	0.12	1		07/22/15 16:04	100-42-5	
1,1,2,2-Tetrachloroethane	ND	ug/L	1.0	0.15	1		07/22/15 16:04	79-34-5	
Tetrachloroethene	ND	ug/L	1.0	0.10	1		07/22/15 16:04	127-18-4	
Toluene	ND	ug/L	1.0	0.17	1		07/22/15 16:04	108-88-3	
1,1,1-Trichloroethane	ND	ug/L	1.0	0.11	1		07/22/15 16:04	71-55-6	
1,1,2-Trichloroethane	ND	ug/L	1.0	0.20	1		07/22/15 16:04	79-00-5	
Trichloroethene	ND	ug/L	1.0	0.17	1		07/23/15 10:32	79-01-6	
Vinyl chloride	ND	ug/L	1.0	0.13	1		07/22/15 16:04	75-01-4	
Xylene (Total)	ND	ug/L	3.0	0.42	1		07/22/15 16:04	1330-20-7	
Surrogates									
4-Bromofluorobenzene (S)	100	%	80-120		1		07/22/15 16:04	460-00-4	
1,2-Dichloroethane-d4 (S)	99	%	80-120		1		07/22/15 16:04	17060-07-0	
Toluene-d8 (S)	98	%	80-120		1		07/22/15 16:04	2037-26-5	
Preservation pH	**1.0**		0.10	0.10	1		07/22/15 16:04		

REPORT OF LABORATORY ANALYSIS

This report shall not be reproduced, except in full,
without the written consent of Pace Analytical Services, Inc..

Pace Analytical Services, Inc.
9608 Loiret Blvd.
Lenexa, KS 66219
(913)599-5665

ANALYTICAL RESULTS

Project: FORT SMITH, AR
Pace Project No.: 60198856

Sample: MW-40R-201507 **Lab ID: 60198856006** Collected: 07/20/15 14:30 Received: 07/21/15 08:45 Matrix: Water

Parameters	Results	Units	Report Limit	MDL	DF	Prepared	Analyzed	CAS No.	Qual
2320B Alkalinity	Analytical Method: SM 2320B								
Alkalinity,Bicarbonate (CaCO3)	**66.0**	mg/L	20.0	2.0	1		07/28/15 16:47		
Alkalinity, Carbonate (CaCO3)	ND	mg/L	20.0	2.0	1		07/28/15 16:47		
Alkalinity, Total as CaCO3	**66.0**	mg/L	20.0	2.0	1		07/28/15 16:47		
Iron, Ferric (Calculation)	Analytical Method: SM 3500-Fe B#4								
Iron, Ferric	**2.2**	mg/L	0.20		1		08/06/15 00:00	7439-89-6	
4500H+ pH, Electrometric	Analytical Method: SM 4500-H+B								
pH at 25 Degrees C	**6.0**	Std. Units	0.10	0.10	1		07/20/15 18:00		1e,H6
4500S2D Sulfide, Total	Analytical Method: SM 4500-S-2 D								
Sulfide, Total	ND	mg/L	0.050	0.012	1		07/22/15 13:31	18496-25-8	
300.0 IC Anions 28 Days	Analytical Method: EPA 300.0								
Chloride	**210**	mg/L	20.0	10.0	20		07/22/15 20:03	16887-00-6	
Sulfate	**1.1**	mg/L	1.0	0.24	1		07/23/15 12:20	14808-79-8	
350.1 Ammonia	Analytical Method: EPA 350.1								
Nitrogen, Ammonia	ND	mg/L	0.10	0.046	1		07/21/15 15:51	7664-41-7	
353.2 Nitrogen, NO2/NO3 unpres	Analytical Method: EPA 353.2								
Nitrogen, Nitrate	ND	mg/L	0.10	0.014	1		07/22/15 06:04		
Nitrogen, Nitrite	ND	mg/L	0.10	0.023	1		07/22/15 06:04		
Nitrogen, NO2 plus NO3	ND	mg/L	0.10	0.014	1		07/22/15 06:04		
Total Carbon Dioxide Calc	Analytical Method: SM 4500-CO2 D								
Carbon Dioxide Calculation	**181**	mg/L	20.0	20.0	1		07/28/15 00:00		
5310C TOC	Analytical Method: SM 5310C								
Total Organic Carbon	**0.52J**	mg/L	1.0	0.46	1		07/28/15 17:11	7440-44-0	
SM4500P-E, Total Phosphorus	Analytical Method: SM 4500-P E Preparation Method: SM4500-P B								
Phosphate as P04	**0.066**	mg/L	0.030	0.010	1	07/23/15 10:15	07/23/15 13:50		

REPORT OF LABORATORY ANALYSIS

This report shall not be reproduced, except in full,
without the written consent of Pace Analytical Services, Inc..

Pace Analytical Services, Inc.
9608 Loiret Blvd.
Lenexa, KS 66219
(913)599-5665

ANALYTICAL RESULTS

Project: FORT SMITH, AR
Pace Project No.: 60198856

Sample: MW-68-201507 **Lab ID: 60198856007** Collected: 07/20/15 14:15 Received: 07/21/15 08:45 Matrix: Water

Parameters	Results	Units	Report Limit	MDL	DF	Prepared	Analyzed	CAS No.	Qual
Alcohol by Direct Inject GCFID	Analytical Method: EPA 8015 - Alcohol								
2-Chloroethanol	ND	ug/L	10000	1980	1		07/27/15 17:01	107-07-3	
6010 MET ICP	Analytical Method: EPA 6010 Preparation Method: EPA 3010								
Iron	**32.5J**	ug/L	50.0	9.0	1	07/22/15 10:15	07/22/15 16:46	7439-89-6	
Manganese	**1690**	ug/L	5.0	2.4	1	07/22/15 10:15	07/22/15 16:46	7439-96-5	
8260 MSV	Analytical Method: EPA 5030B/8260								
Acetone	ND	ug/L	10.0	1.9	1		07/22/15 16:19	67-64-1	
Benzene	ND	ug/L	1.0	0.060	1		07/22/15 16:19	71-43-2	
Bromodichloromethane	ND	ug/L	1.0	0.19	1		07/22/15 16:19	75-27-4	
Bromoform	ND	ug/L	1.0	0.070	1		07/22/15 16:19	75-25-2	
Bromomethane	ND	ug/L	5.0	0.16	1		07/22/15 16:19	74-83-9	
2-Butanone (MEK)	ND	ug/L	10.0	0.59	1		07/22/15 16:19	78-93-3	
Carbon disulfide	ND	ug/L	5.0	0.12	1		07/22/15 16:19	75-15-0	
Carbon tetrachloride	ND	ug/L	1.0	0.18	1		07/22/15 16:19	56-23-5	
Chlorobenzene	ND	ug/L	1.0	0.21	1		07/22/15 16:19	108-90-7	
Chloroethane	ND	ug/L	1.0	0.15	1		07/22/15 16:19	75-00-3	
Chloroform	ND	ug/L	1.0	0.14	1		07/22/15 16:19	67-66-3	
Chloromethane	ND	ug/L	1.0	0.080	1		07/22/15 16:19	74-87-3	
Dibromochloromethane	ND	ug/L	1.0	0.21	1		07/22/15 16:19	124-48-1	
1,1-Dichloroethane	ND	ug/L	1.0	0.050	1		07/22/15 16:19	75-34-3	
1,2-Dichloroethane	ND	ug/L	1.0	0.12	1		07/22/15 16:19	107-06-2	
1,1-Dichloroethene	ND	ug/L	1.0	0.20	1		07/22/15 16:19	75-35-4	
cis-1,2-Dichloroethene	ND	ug/L	1.0	0.080	1		07/22/15 16:19	156-59-2	
trans-1,2-Dichloroethene	ND	ug/L	1.0	0.20	1		07/22/15 16:19	156-60-5	
1,2-Dichloropropane	ND	ug/L	1.0	0.16	1		07/22/15 16:19	78-87-5	
cis-1,3-Dichloropropene	ND	ug/L	1.0	0.14	1		07/22/15 16:19	10061-01-5	
trans-1,3-Dichloropropene	ND	ug/L	1.0	0.12	1		07/22/15 16:19	10061-02-6	
Ethylbenzene	ND	ug/L	1.0	0.18	1		07/22/15 16:19	100-41-4	
2-Hexanone	ND	ug/L	10.0	1.2	1		07/22/15 16:19	591-78-6	
Methylene chloride	ND	ug/L	1.0	0.15	1		07/22/15 16:19	75-09-2	
4-Methyl-2-pentanone (MIBK)	ND	ug/L	10.0	0.42	1		07/22/15 16:19	108-10-1	
Styrene	ND	ug/L	1.0	0.12	1		07/22/15 16:19	100-42-5	
1,1,2,2-Tetrachloroethane	ND	ug/L	1.0	0.15	1		07/22/15 16:19	79-34-5	
Tetrachloroethene	ND	ug/L	1.0	0.10	1		07/22/15 16:19	127-18-4	
Toluene	ND	ug/L	1.0	0.17	1		07/22/15 16:19	108-88-3	
1,1,1-Trichloroethane	ND	ug/L	1.0	0.11	1		07/22/15 16:19	71-55-6	
1,1,2-Trichloroethane	ND	ug/L	1.0	0.20	1		07/22/15 16:19	79-00-5	
Trichloroethene	ND	ug/L	1.0	0.17	1		07/22/15 16:19	79-01-6	
Vinyl chloride	ND	ug/L	1.0	0.13	1		07/22/15 16:19	75-01-4	
Xylene (Total)	ND	ug/L	3.0	0.42	1		07/22/15 16:19	1330-20-7	
Surrogates									
4-Bromofluorobenzene (S)	101	%	80-120		1		07/22/15 16:19	460-00-4	
1,2-Dichloroethane-d4 (S)	100	%	80-120		1		07/22/15 16:19	17060-07-0	
Toluene-d8 (S)	100	%	80-120		1		07/22/15 16:19	2037-26-5	
Preservation pH	**1.0**		0.10	0.10	1		07/22/15 16:19		

REPORT OF LABORATORY ANALYSIS

This report shall not be reproduced, except in full,
without the written consent of Pace Analytical Services, Inc..

Pace Analytical Services, Inc.
9608 Loiret Blvd.
Lenexa, KS 66219
(913)599-5665

ANALYTICAL RESULTS

Project: FORT SMITH, AR
Pace Project No.: 60198856

Sample: MW-68-201507 **Lab ID: 60198856007** Collected: 07/20/15 14:15 Received: 07/21/15 08:45 Matrix: Water

Parameters	Results	Units	Report Limit	MDL	DF	Prepared	Analyzed	CAS No.	Qual
2320B Alkalinity	Analytical Method: SM 2320B								
Alkalinity,Bicarbonate (CaCO3)	**13.7J**	mg/L	20.0	2.0	1		07/28/15 16:50		
Alkalinity, Carbonate (CaCO3)	ND	mg/L	20.0	2.0	1		07/28/15 16:50		
Alkalinity, Total as CaCO3	**13.7J**	mg/L	20.0	2.0	1		07/28/15 16:50		
Iron, Ferric (Calculation)	Analytical Method: SM 3500-Fe B#4								
Iron, Ferric	ND	mg/L	0.20		1		08/06/15 00:00	7439-89-6	
4500H+ pH, Electrometric	Analytical Method: SM 4500-H+B								
pH at 25 Degrees C	**5.0**	Std. Units	0.10	0.10	1		07/20/15 18:00		1e,H6
4500S2D Sulfide, Total	Analytical Method: SM 4500-S-2 D								
Sulfide, Total	ND	mg/L	0.050	0.012	1		07/22/15 13:31	18496-25-8	
300.0 IC Anions 28 Days	Analytical Method: EPA 300.0								
Chloride	**314**	mg/L	20.0	10.0	20		07/22/15 20:16	16887-00-6	
Sulfate	**0.78J**	mg/L	1.0	0.24	1		07/23/15 12:34	14808-79-8	
350.1 Ammonia	Analytical Method: EPA 350.1								
Nitrogen, Ammonia	ND	mg/L	0.10	0.046	1		07/21/15 15:53	7664-41-7	
353.2 Nitrogen, NO2/NO3 unpres	Analytical Method: EPA 353.2								
Nitrogen, Nitrate	ND	mg/L	0.10	0.014	1		07/22/15 06:02		
Nitrogen, Nitrite	ND	mg/L	0.10	0.023	1		07/22/15 06:02		
Nitrogen, NO2 plus NO3	ND	mg/L	0.10	0.014	1		07/22/15 06:02		
Total Carbon Dioxide Calc	Analytical Method: SM 4500-CO2 D								
Carbon Dioxide Calculation	ND	mg/L	20.0	20.0	1		07/28/15 00:00		
5310C TOC	Analytical Method: SM 5310C								
Total Organic Carbon	ND	mg/L	1.0	0.46	1		07/28/15 17:50	7440-44-0	
SM4500P-E, Total Phosphorus	Analytical Method: SM 4500-P E Preparation Method: SM4500-P B								
Phosphate as P04	**0.10**	mg/L	0.030	0.010	1	07/23/15 10:15	07/23/15 13:50		

REPORT OF LABORATORY ANALYSIS

This report shall not be reproduced, except in full,
without the written consent of Pace Analytical Services, Inc..

Pace Analytical Services, Inc.
9608 Loiret Blvd.
Lenexa, KS 66219
(913)599-5665

ANALYTICAL RESULTS

Project: FORT SMITH, AR
Pace Project No.: 60198856

Sample: MW-39R-201507 **Lab ID: 60198856008** Collected: 07/20/15 16:45 Received: 07/21/15 08:45 Matrix: Water

Parameters	Results	Units	Report Limit	MDL	DF	Prepared	Analyzed	CAS No.	Qual
Alcohol by Direct Inject GCFID	Analytical Method: EPA 8015 - Alcohol								
2-Chloroethanol	ND	ug/L	10000	1980	1		07/27/15 17:13	107-07-3	
6010 MET ICP	Analytical Method: EPA 6010 Preparation Method: EPA 3010								
Iron	**569**	ug/L	50.0	9.0	1	07/22/15 10:15	07/22/15 16:48	7439-89-6	
Manganese	**1130**	ug/L	5.0	2.4	1	07/22/15 10:15	07/22/15 16:48	7439-96-5	
8260 MSV	Analytical Method: EPA 5030B/8260								
Acetone	**2.5J**	ug/L	10.0	1.9	1		07/22/15 16:34	67-64-1	
Benzene	ND	ug/L	1.0	0.060	1		07/22/15 16:34	71-43-2	
Bromodichloromethane	ND	ug/L	1.0	0.19	1		07/22/15 16:34	75-27-4	
Bromoform	ND	ug/L	1.0	0.070	1		07/22/15 16:34	75-25-2	
Bromomethane	ND	ug/L	5.0	0.16	1		07/22/15 16:34	74-83-9	
2-Butanone (MEK)	ND	ug/L	10.0	0.59	1		07/22/15 16:34	78-93-3	
Carbon disulfide	ND	ug/L	5.0	0.12	1		07/22/15 16:34	75-15-0	
Carbon tetrachloride	ND	ug/L	1.0	0.18	1		07/22/15 16:34	56-23-5	
Chlorobenzene	ND	ug/L	1.0	0.21	1		07/22/15 16:34	108-90-7	
Chloroethane	ND	ug/L	1.0	0.15	1		07/22/15 16:34	75-00-3	
Chloroform	**1.7**	ug/L	1.0	0.14	1		07/22/15 16:34	67-66-3	
Chloromethane	ND	ug/L	1.0	0.080	1		07/22/15 16:34	74-87-3	
Dibromochloromethane	ND	ug/L	1.0	0.21	1		07/22/15 16:34	124-48-1	
1,1-Dichloroethane	ND	ug/L	1.0	0.050	1		07/22/15 16:34	75-34-3	
1,2-Dichloroethane	ND	ug/L	1.0	0.12	1		07/22/15 16:34	107-06-2	
1,1-Dichloroethene	ND	ug/L	1.0	0.20	1		07/22/15 16:34	75-35-4	
cis-1,2-Dichloroethene	ND	ug/L	1.0	0.080	1		07/22/15 16:34	156-59-2	
trans-1,2-Dichloroethene	ND	ug/L	1.0	0.20	1		07/22/15 16:34	156-60-5	
1,2-Dichloropropane	ND	ug/L	1.0	0.16	1		07/22/15 16:34	78-87-5	
cis-1,3-Dichloropropene	ND	ug/L	1.0	0.14	1		07/22/15 16:34	10061-01-5	
trans-1,3-Dichloropropene	ND	ug/L	1.0	0.12	1		07/22/15 16:34	10061-02-6	
Ethylbenzene	ND	ug/L	1.0	0.18	1		07/22/15 16:34	100-41-4	
2-Hexanone	ND	ug/L	10.0	1.2	1		07/22/15 16:34	591-78-6	
Methylene chloride	ND	ug/L	1.0	0.15	1		07/22/15 16:34	75-09-2	
4-Methyl-2-pentanone (MIBK)	ND	ug/L	10.0	0.42	1		07/22/15 16:34	108-10-1	
Styrene	ND	ug/L	1.0	0.12	1		07/22/15 16:34	100-42-5	
1,1,2,2-Tetrachloroethane	ND	ug/L	1.0	0.15	1		07/22/15 16:34	79-34-5	
Tetrachloroethene	ND	ug/L	1.0	0.10	1		07/22/15 16:34	127-18-4	
Toluene	ND	ug/L	1.0	0.17	1		07/22/15 16:34	108-88-3	
1,1,1-Trichloroethane	ND	ug/L	1.0	0.11	1		07/22/15 16:34	71-55-6	
1,1,2-Trichloroethane	ND	ug/L	1.0	0.20	1		07/22/15 16:34	79-00-5	
Trichloroethene	ND	ug/L	1.0	0.17	1		07/22/15 16:34	79-01-6	
Vinyl chloride	ND	ug/L	1.0	0.13	1		07/22/15 16:34	75-01-4	
Xylene (Total)	ND	ug/L	3.0	0.42	1		07/22/15 16:34	1330-20-7	
Surrogates									
4-Bromofluorobenzene (S)	100	%	80-120		1		07/22/15 16:34	460-00-4	HS
1,2-Dichloroethane-d4 (S)	100	%	80-120		1		07/22/15 16:34	17060-07-0	
Toluene-d8 (S)	102	%	80-120		1		07/22/15 16:34	2037-26-5	
Preservation pH	**1.0**		0.10	0.10	1		07/22/15 16:34		

REPORT OF LABORATORY ANALYSIS

This report shall not be reproduced, except in full,
without the written consent of Pace Analytical Services, Inc..

Pace Analytical Services, Inc.
9608 Loiret Blvd.
Lenexa, KS 66219
(913)599-5665

ANALYTICAL RESULTS

Project: FORT SMITH, AR
Pace Project No.: 60198856

Sample: MW-39R-201507 **Lab ID: 60198856008** Collected: 07/20/15 16:45 Received: 07/21/15 08:45 Matrix: Water

Parameters	Results	Units	Report Limit	MDL	DF	Prepared	Analyzed	CAS No.	Qual
2320B Alkalinity	Analytical Method: SM 2320B								
Alkalinity,Bicarbonate (CaCO3)	**17.2J**	mg/L	20.0	2.0	1		07/28/15 17:02		
Alkalinity, Carbonate (CaCO3)	ND	mg/L	20.0	2.0	1		07/28/15 17:02		
Alkalinity, Total as CaCO3	**17.2J**	mg/L	20.0	2.0	1		07/28/15 17:02		
Iron, Ferric (Calculation)	Analytical Method: SM 3500-Fe B#4								
Iron, Ferric	**0.57**	mg/L	0.20		1		08/06/15 00:00	7439-89-6	
4500H+ pH, Electrometric	Analytical Method: SM 4500-H+B								
pH at 25 Degrees C	**5.1**	Std. Units	0.10	0.10	1		07/20/15 18:00		1e,H6
4500S2D Sulfide, Total	Analytical Method: SM 4500-S-2 D								
Sulfide, Total	ND	mg/L	0.050	0.012	1		07/22/15 13:31	18496-25-8	
300.0 IC Anions 28 Days	Analytical Method: EPA 300.0								
Chloride	**306**	mg/L	20.0	10.0	20		07/22/15 20:30	16887-00-6	
Sulfate	**6.1**	mg/L	1.0	0.24	1		07/23/15 12:47	14808-79-8	
350.1 Ammonia	Analytical Method: EPA 350.1								
Nitrogen, Ammonia	ND	mg/L	0.10	0.046	1		07/21/15 15:54	7664-41-7	
353.2 Nitrogen, NO2/NO3 unpres	Analytical Method: EPA 353.2								
Nitrogen, Nitrate	ND	mg/L	0.10	0.014	1		07/22/15 06:10		
Nitrogen, Nitrite	ND	mg/L	0.10	0.023	1		07/22/15 06:10		
Nitrogen, NO2 plus NO3	ND	mg/L	0.10	0.014	1		07/22/15 06:10		
Total Carbon Dioxide Calc	Analytical Method: SM 4500-CO2 D								
Carbon Dioxide Calculation	ND	mg/L	20.0	20.0	1		07/28/15 00:00		
5310C TOC	Analytical Method: SM 5310C								
Total Organic Carbon	ND	mg/L	1.0	0.46	1		07/28/15 18:04	7440-44-0	
SM4500P-E, Total Phosphorus	Analytical Method: SM 4500-P E Preparation Method: SM4500-P B								
Phosphate as P04	ND	mg/L	0.030	0.010	1	07/23/15 10:15	07/23/15 13:51		

REPORT OF LABORATORY ANALYSIS

This report shall not be reproduced, except in full,
without the written consent of Pace Analytical Services, Inc..

Pace Analytical Services, Inc.
9608 Loiret Blvd.
Lenexa, KS 66219
(913)599-5665

ANALYTICAL RESULTS

Project: FORT SMITH, AR
Pace Project No.: 60198856

Sample: MW-65-201507 **Lab ID: 60198856009** Collected: 07/20/15 16:30 Received: 07/21/15 08:45 Matrix: Water

Parameters	Results	Units	Report Limit	MDL	DF	Prepared	Analyzed	CAS No.	Qual
Alcohol by Direct Inject GCFID	Analytical Method: EPA 8015 - Alcohol								
2-Chloroethanol	ND	ug/L	10000	1980	1		07/27/15 17:24	107-07-3	
6010 MET ICP	Analytical Method: EPA 6010 Preparation Method: EPA 3010								
Iron	**98.3**	ug/L	50.0	9.0	1	07/22/15 10:15	07/22/15 16:50	7439-89-6	
Manganese	**52.8**	ug/L	5.0	2.4	1	07/22/15 10:15	07/22/15 16:50	7439-96-5	
8260 MSV	Analytical Method: EPA 5030B/8260								
Acetone	**62.1**	ug/L	10.0	1.9	1		07/22/15 16:49	67-64-1	
Benzene	**0.13J**	ug/L	1.0	0.060	1		07/22/15 16:49	71-43-2	
Bromodichloromethane	ND	ug/L	1.0	0.19	1		07/22/15 16:49	75-27-4	
Bromoform	**5.0**	ug/L	1.0	0.070	1		07/22/15 16:49	75-25-2	
Bromomethane	**1.3J**	ug/L	5.0	0.16	1		07/22/15 16:49	74-83-9	
2-Butanone (MEK)	**4.1J**	ug/L	10.0	0.59	1		07/22/15 16:49	78-93-3	
Carbon disulfide	ND	ug/L	5.0	0.12	1		07/22/15 16:49	75-15-0	
Carbon tetrachloride	ND	ug/L	1.0	0.18	1		07/22/15 16:49	56-23-5	
Chlorobenzene	ND	ug/L	1.0	0.21	1		07/22/15 16:49	108-90-7	
Chloroethane	ND	ug/L	1.0	0.15	1		07/22/15 16:49	75-00-3	
Chloroform	ND	ug/L	1.0	0.14	1		07/22/15 16:49	67-66-3	
Chloromethane	**2.5**	ug/L	1.0	0.080	1		07/22/15 16:49	74-87-3	
Dibromochloromethane	ND	ug/L	1.0	0.21	1		07/22/15 16:49	124-48-1	
1,1-Dichloroethane	ND	ug/L	1.0	0.050	1		07/22/15 16:49	75-34-3	
1,2-Dichloroethane	ND	ug/L	1.0	0.12	1		07/22/15 16:49	107-06-2	
1,1-Dichloroethene	ND	ug/L	1.0	0.20	1		07/22/15 16:49	75-35-4	
cis-1,2-Dichloroethene	**0.38J**	ug/L	1.0	0.080	1		07/22/15 16:49	156-59-2	
trans-1,2-Dichloroethene	ND	ug/L	1.0	0.20	1		07/22/15 16:49	156-60-5	
1,2-Dichloropropane	ND	ug/L	1.0	0.16	1		07/22/15 16:49	78-87-5	
cis-1,3-Dichloropropene	ND	ug/L	1.0	0.14	1		07/22/15 16:49	10061-01-5	
trans-1,3-Dichloropropene	ND	ug/L	1.0	0.12	1		07/22/15 16:49	10061-02-6	
Ethylbenzene	ND	ug/L	1.0	0.18	1		07/22/15 16:49	100-41-4	
2-Hexanone	ND	ug/L	10.0	1.2	1		07/22/15 16:49	591-78-6	
Methylene chloride	ND	ug/L	1.0	0.15	1		07/22/15 16:49	75-09-2	
4-Methyl-2-pentanone (MIBK)	ND	ug/L	10.0	0.42	1		07/22/15 16:49	108-10-1	
Styrene	ND	ug/L	1.0	0.12	1		07/22/15 16:49	100-42-5	
1,1,2,2-Tetrachloroethane	ND	ug/L	1.0	0.15	1		07/22/15 16:49	79-34-5	
Tetrachloroethene	ND	ug/L	1.0	0.10	1		07/22/15 16:49	127-18-4	
Toluene	ND	ug/L	1.0	0.17	1		07/22/15 16:49	108-88-3	
1,1,1-Trichloroethane	ND	ug/L	1.0	0.11	1		07/22/15 16:49	71-55-6	
1,1,2-Trichloroethane	ND	ug/L	1.0	0.20	1		07/22/15 16:49	79-00-5	
Trichloroethene	**26.3**	ug/L	1.0	0.17	1		07/22/15 16:49	79-01-6	
Vinyl chloride	ND	ug/L	1.0	0.13	1		07/22/15 16:49	75-01-4	
Xylene (Total)	ND	ug/L	3.0	0.42	1		07/22/15 16:49	1330-20-7	
Surrogates									
4-Bromofluorobenzene (S)	98	%	80-120		1		07/22/15 16:49	460-00-4	
1,2-Dichloroethane-d4 (S)	101	%	80-120		1		07/22/15 16:49	17060-07-0	
Toluene-d8 (S)	99	%	80-120		1		07/22/15 16:49	2037-26-5	
Preservation pH	**1.0**		0.10	0.10	1		07/22/15 16:49		

REPORT OF LABORATORY ANALYSIS

This report shall not be reproduced, except in full,
without the written consent of Pace Analytical Services, Inc..

Pace Analytical Services, Inc.
9608 Loiret Blvd.
Lenexa, KS 66219
(913)599-5665

ANALYTICAL RESULTS

Project: FORT SMITH, AR
Pace Project No.: 60198856

Sample: MW-65-201507 **Lab ID: 60198856009** Collected: 07/20/15 16:30 Received: 07/21/15 08:45 Matrix: Water

Parameters	Results	Units	Report Limit	MDL	DF	Prepared	Analyzed	CAS No.	Qual
2320B Alkalinity	Analytical Method: SM 2320B								
Alkalinity,Bicarbonate (CaCO3)	**55.3**	mg/L	20.0	2.0	1		07/28/15 17:06		
Alkalinity, Carbonate (CaCO3)	**264**	mg/L	20.0	2.0	1		07/28/15 17:06		
Alkalinity, Total as CaCO3	**319**	mg/L	20.0	2.0	1		07/28/15 17:06		
Iron, Ferric (Calculation)	Analytical Method: SM 3500-Fe B#4								
Iron, Ferric	ND	mg/L	0.20		1		08/06/15 00:00	7439-89-6	
4500H+ pH, Electrometric	Analytical Method: SM 4500-H+B								
pH at 25 Degrees C	**10.1**	Std. Units	0.10	0.10	1		07/20/15 18:00		1e,H6
4500S2D Sulfide, Total	Analytical Method: SM 4500-S-2 D								
Sulfide, Total	ND	mg/L	0.050	0.012	1		07/22/15 13:32	18496-25-8	
300.0 IC Anions 28 Days	Analytical Method: EPA 300.0								
Chloride	**232**	mg/L	20.0	10.0	20		07/22/15 20:44	16887-00-6	
Sulfate	**2780**	mg/L	200	47.3	200		07/23/15 13:01	14808-79-8	
350.1 Ammonia	Analytical Method: EPA 350.1								
Nitrogen, Ammonia	**0.55**	mg/L	0.10	0.046	1		07/21/15 15:55	7664-41-7	
353.2 Nitrogen, NO2/NO3 unpres	Analytical Method: EPA 353.2								
Nitrogen, Nitrate	**2.5**	mg/L	0.10	0.014	1		07/22/15 06:09		
Nitrogen, Nitrite	ND	mg/L	0.10	0.023	1		07/22/15 06:09		
Nitrogen, NO2 plus NO3	**2.5**	mg/L	0.10	0.014	1		07/22/15 06:09		
Total Carbon Dioxide Calc	Analytical Method: SM 4500-CO2 D								
Carbon Dioxide Calculation	**165**	mg/L	20.0	20.0	1		07/28/15 00:00		
5310C TOC	Analytical Method: SM 5310C								
Total Organic Carbon	**3.1**	mg/L	1.0	0.46	1		07/28/15 18:23	7440-44-0	
SM4500P-E, Total Phosphorus	Analytical Method: SM 4500-P E Preparation Method: SM4500-P B								
Phosphate as P04	**0.70**	mg/L	0.030	0.010	1	07/23/15 10:15	07/23/15 13:51		

REPORT OF LABORATORY ANALYSIS

This report shall not be reproduced, except in full,
without the written consent of Pace Analytical Services, Inc..

Pace Analytical Services, Inc.
9608 Loiret Blvd.
Lenexa, KS 66219
(913)599-5665

ANALYTICAL RESULTS

Project: FORT SMITH, AR
Pace Project No.: 60198856

Sample: TB-02-201507 **Lab ID: 60198856010** Collected: 07/20/15 08:00 Received: 07/21/15 08:45 Matrix: Water

Parameters	Results	Units	Report Limit	MDL	DF	Prepared	Analyzed	CAS No.	Qual
8260 MSV	Analytical Method: EPA 5030B/8260								
Acetone	ND	ug/L	10.0	1.9	1		07/22/15 15:19	67-64-1	
Benzene	ND	ug/L	1.0	0.060	1		07/22/15 15:19	71-43-2	
Bromodichloromethane	ND	ug/L	1.0	0.19	1		07/22/15 15:19	75-27-4	
Bromoform	ND	ug/L	1.0	0.070	1		07/22/15 15:19	75-25-2	
Bromomethane	ND	ug/L	5.0	0.16	1		07/22/15 15:19	74-83-9	
2-Butanone (MEK)	ND	ug/L	10.0	0.59	1		07/22/15 15:19	78-93-3	
Carbon disulfide	ND	ug/L	5.0	0.12	1		07/22/15 15:19	75-15-0	
Carbon tetrachloride	ND	ug/L	1.0	0.18	1		07/22/15 15:19	56-23-5	
Chlorobenzene	ND	ug/L	1.0	0.21	1		07/22/15 15:19	108-90-7	
Chloroethane	ND	ug/L	1.0	0.15	1		07/22/15 15:19	75-00-3	
Chloroform	ND	ug/L	1.0	0.14	1		07/22/15 15:19	67-66-3	
Chloromethane	ND	ug/L	1.0	0.080	1		07/22/15 15:19	74-87-3	
Dibromochloromethane	ND	ug/L	1.0	0.21	1		07/22/15 15:19	124-48-1	
1,1-Dichloroethane	ND	ug/L	1.0	0.050	1		07/22/15 15:19	75-34-3	
1,2-Dichloroethane	ND	ug/L	1.0	0.12	1		07/22/15 15:19	107-06-2	
1,1-Dichloroethene	ND	ug/L	1.0	0.20	1		07/22/15 15:19	75-35-4	
cis-1,2-Dichloroethene	ND	ug/L	1.0	0.080	1		07/22/15 15:19	156-59-2	
trans-1,2-Dichloroethene	ND	ug/L	1.0	0.20	1		07/22/15 15:19	156-60-5	
1,2-Dichloropropane	ND	ug/L	1.0	0.16	1		07/22/15 15:19	78-87-5	
cis-1,3-Dichloropropene	ND	ug/L	1.0	0.14	1		07/22/15 15:19	10061-01-5	
trans-1,3-Dichloropropene	ND	ug/L	1.0	0.12	1		07/22/15 15:19	10061-02-6	
Ethylbenzene	ND	ug/L	1.0	0.18	1		07/22/15 15:19	100-41-4	
2-Hexanone	ND	ug/L	10.0	1.2	1		07/22/15 15:19	591-78-6	
Methylene chloride	ND	ug/L	1.0	0.15	1		07/22/15 15:19	75-09-2	
4-Methyl-2-pentanone (MIBK)	ND	ug/L	10.0	0.42	1		07/22/15 15:19	108-10-1	
Styrene	ND	ug/L	1.0	0.12	1		07/22/15 15:19	100-42-5	
1,1,2,2-Tetrachloroethane	ND	ug/L	1.0	0.15	1		07/22/15 15:19	79-34-5	
Tetrachloroethene	ND	ug/L	1.0	0.10	1		07/22/15 15:19	127-18-4	
Toluene	ND	ug/L	1.0	0.17	1		07/22/15 15:19	108-88-3	
1,1,1-Trichloroethane	ND	ug/L	1.0	0.11	1		07/22/15 15:19	71-55-6	
1,1,2-Trichloroethane	ND	ug/L	1.0	0.20	1		07/22/15 15:19	79-00-5	
Trichloroethene	ND	ug/L	1.0	0.17	1		07/22/15 15:19	79-01-6	
Vinyl chloride	ND	ug/L	1.0	0.13	1		07/22/15 15:19	75-01-4	
Xylene (Total)	ND	ug/L	3.0	0.42	1		07/22/15 15:19	1330-20-7	
Surrogates									
4-Bromofluorobenzene (S)	98	%	80-120		1		07/22/15 15:19	460-00-4	
1,2-Dichloroethane-d4 (S)	99	%	80-120		1		07/22/15 15:19	17060-07-0	
Toluene-d8 (S)	99	%	80-120		1		07/22/15 15:19	2037-26-5	
Preservation pH	**1.0**		0.10	0.10	1		07/22/15 15:19		

REPORT OF LABORATORY ANALYSIS

This report shall not be reproduced, except in full,
without the written consent of Pace Analytical Services, Inc..

Pace Analytical Services, Inc.
9608 Loiret Blvd.
Lenexa, KS 66219
(913)599-5665

ANALYTICAL RESULTS

Project: FORT SMITH, AR
Pace Project No.: 60198856

Sample: TB-03-201507 **Lab ID: 60198856011** Collected: 07/20/15 08:00 Received: 07/21/15 08:45 Matrix: Water

Parameters	Results	Units	Report Limit	MDL	DF	Prepared	Analyzed	CAS No.	Qual
8260 MSV	Analytical Method: EPA 5030B/8260								
Acetone	**2.0J**	ug/L	10.0	1.9	1		07/22/15 15:34	67-64-1	
Benzene	ND	ug/L	1.0	0.060	1		07/22/15 15:34	71-43-2	
Bromodichloromethane	ND	ug/L	1.0	0.19	1		07/22/15 15:34	75-27-4	
Bromoform	ND	ug/L	1.0	0.070	1		07/22/15 15:34	75-25-2	
Bromomethane	ND	ug/L	5.0	0.16	1		07/22/15 15:34	74-83-9	
2-Butanone (MEK)	ND	ug/L	10.0	0.59	1		07/22/15 15:34	78-93-3	
Carbon disulfide	ND	ug/L	5.0	0.12	1		07/22/15 15:34	75-15-0	
Carbon tetrachloride	ND	ug/L	1.0	0.18	1		07/22/15 15:34	56-23-5	
Chlorobenzene	ND	ug/L	1.0	0.21	1		07/22/15 15:34	108-90-7	
Chloroethane	ND	ug/L	1.0	0.15	1		07/22/15 15:34	75-00-3	
Chloroform	ND	ug/L	1.0	0.14	1		07/22/15 15:34	67-66-3	
Chloromethane	ND	ug/L	1.0	0.080	1		07/22/15 15:34	74-87-3	
Dibromochloromethane	ND	ug/L	1.0	0.21	1		07/22/15 15:34	124-48-1	
1,1-Dichloroethane	ND	ug/L	1.0	0.050	1		07/22/15 15:34	75-34-3	
1,2-Dichloroethane	ND	ug/L	1.0	0.12	1		07/22/15 15:34	107-06-2	
1,1-Dichloroethene	ND	ug/L	1.0	0.20	1		07/22/15 15:34	75-35-4	
cis-1,2-Dichloroethene	ND	ug/L	1.0	0.080	1		07/22/15 15:34	156-59-2	
trans-1,2-Dichloroethene	ND	ug/L	1.0	0.20	1		07/22/15 15:34	156-60-5	
1,2-Dichloropropane	ND	ug/L	1.0	0.16	1		07/22/15 15:34	78-87-5	
cis-1,3-Dichloropropene	ND	ug/L	1.0	0.14	1		07/22/15 15:34	10061-01-5	
trans-1,3-Dichloropropene	ND	ug/L	1.0	0.12	1		07/22/15 15:34	10061-02-6	
Ethylbenzene	ND	ug/L	1.0	0.18	1		07/22/15 15:34	100-41-4	
2-Hexanone	ND	ug/L	10.0	1.2	1		07/22/15 15:34	591-78-6	
Methylene chloride	ND	ug/L	1.0	0.15	1		07/22/15 15:34	75-09-2	
4-Methyl-2-pentanone (MIBK)	ND	ug/L	10.0	0.42	1		07/22/15 15:34	108-10-1	
Styrene	ND	ug/L	1.0	0.12	1		07/22/15 15:34	100-42-5	
1,1,2,2-Tetrachloroethane	ND	ug/L	1.0	0.15	1		07/22/15 15:34	79-34-5	
Tetrachloroethene	ND	ug/L	1.0	0.10	1		07/22/15 15:34	127-18-4	
Toluene	ND	ug/L	1.0	0.17	1		07/22/15 15:34	108-88-3	
1,1,1-Trichloroethane	ND	ug/L	1.0	0.11	1		07/22/15 15:34	71-55-6	
1,1,2-Trichloroethane	ND	ug/L	1.0	0.20	1		07/22/15 15:34	79-00-5	
Trichloroethene	ND	ug/L	1.0	0.17	1		07/22/15 15:34	79-01-6	
Vinyl chloride	ND	ug/L	1.0	0.13	1		07/22/15 15:34	75-01-4	
Xylene (Total)	ND	ug/L	3.0	0.42	1		07/22/15 15:34	1330-20-7	
Surrogates									
4-Bromofluorobenzene (S)	103	%	80-120		1		07/22/15 15:34	460-00-4	
1,2-Dichloroethane-d4 (S)	100	%	80-120		1		07/22/15 15:34	17060-07-0	
Toluene-d8 (S)	103	%	80-120		1		07/22/15 15:34	2037-26-5	
Preservation pH	**1.0**		0.10	0.10	1		07/22/15 15:34		

REPORT OF LABORATORY ANALYSIS

This report shall not be reproduced, except in full,
without the written consent of Pace Analytical Services, Inc..

Pace Analytical Services, Inc.
9608 Loiret Blvd.
Lenexa, KS 66219
(913)599-5665

ANALYTICAL RESULTS

Project: FORT SMITH, AR
Pace Project No.: 60198856

Sample: MW-56-201507 **Lab ID: 60198856012** Collected: 07/20/15 14:05 Received: 07/22/15 08:55 Matrix: Water

Parameters	Results	Units	Report Limit	MDL	DF	Prepared	Analyzed	CAS No.	Qual
Alcohol by Direct Inject GCFID	Analytical Method: EPA 8015 - Alcohol								
2-Chloroethanol	ND	ug/L	10000	1980	1		07/27/15 17:36	107-07-3	
6010 MET ICP	Analytical Method: EPA 6010 Preparation Method: EPA 3010								
Iron	**938**	ug/L	50.0	9.0	1	07/27/15 10:00	07/27/15 15:21	7439-89-6	
Manganese	**1660**	ug/L	5.0	2.4	1	07/27/15 10:00	07/27/15 15:21	7439-96-5	
8260 MSV	Analytical Method: EPA 5030B/8260								
Acetone	**3.0J**	ug/L	10.0	1.9	1		07/23/15 11:32	67-64-1	
Benzene	**0.14J**	ug/L	1.0	0.060	1		07/23/15 11:32	71-43-2	
Bromodichloromethane	ND	ug/L	1.0	0.19	1		07/23/15 11:32	75-27-4	
Bromoform	ND	ug/L	1.0	0.070	1		07/23/15 11:32	75-25-2	
Bromomethane	ND	ug/L	5.0	0.16	1		07/23/15 11:32	74-83-9	
2-Butanone (MEK)	ND	ug/L	10.0	0.59	1		07/23/15 11:32	78-93-3	
Carbon disulfide	ND	ug/L	5.0	0.12	1		07/23/15 11:32	75-15-0	
Carbon tetrachloride	ND	ug/L	1.0	0.18	1		07/23/15 11:32	56-23-5	
Chlorobenzene	ND	ug/L	1.0	0.21	1		07/23/15 11:32	108-90-7	
Chloroethane	ND	ug/L	1.0	0.15	1		07/23/15 11:32	75-00-3	
Chloroform	**4.0**	ug/L	1.0	0.14	1		07/23/15 11:32	67-66-3	
Chloromethane	ND	ug/L	1.0	0.080	1		07/23/15 11:32	74-87-3	
Dibromochloromethane	ND	ug/L	1.0	0.21	1		07/23/15 11:32	124-48-1	
1,1-Dichloroethane	ND	ug/L	1.0	0.050	1		07/23/15 11:32	75-34-3	
1,2-Dichloroethane	ND	ug/L	1.0	0.12	1		07/23/15 11:32	107-06-2	
1,1-Dichloroethene	**0.79J**	ug/L	1.0	0.20	1		07/23/15 11:32	75-35-4	
cis-1,2-Dichloroethene	**8.0**	ug/L	1.0	0.080	1		07/23/15 11:32	156-59-2	
trans-1,2-Dichloroethene	**0.71J**	ug/L	1.0	0.20	1		07/23/15 11:32	156-60-5	
1,2-Dichloropropane	ND	ug/L	1.0	0.16	1		07/23/15 11:32	78-87-5	
cis-1,3-Dichloropropene	ND	ug/L	1.0	0.14	1		07/23/15 11:32	10061-01-5	
trans-1,3-Dichloropropene	ND	ug/L	1.0	0.12	1		07/23/15 11:32	10061-02-6	
Ethylbenzene	ND	ug/L	1.0	0.18	1		07/23/15 11:32	100-41-4	
2-Hexanone	ND	ug/L	10.0	1.2	1		07/23/15 11:32	591-78-6	
Methylene chloride	ND	ug/L	1.0	0.15	1		07/23/15 11:32	75-09-2	
4-Methyl-2-pentanone (MIBK)	ND	ug/L	10.0	0.42	1		07/23/15 11:32	108-10-1	
Styrene	ND	ug/L	1.0	0.12	1		07/23/15 11:32	100-42-5	
1,1,2,2-Tetrachloroethane	ND	ug/L	1.0	0.15	1		07/23/15 11:32	79-34-5	
Tetrachloroethene	ND	ug/L	1.0	0.10	1		07/23/15 11:32	127-18-4	
Toluene	**0.22J**	ug/L	1.0	0.17	1		07/23/15 11:32	108-88-3	
1,1,1-Trichloroethane	ND	ug/L	1.0	0.11	1		07/23/15 11:32	71-55-6	
1,1,2-Trichloroethane	ND	ug/L	1.0	0.20	1		07/23/15 11:32	79-00-5	
Trichloroethene	**156**	ug/L	1.0	0.17	1		07/23/15 11:32	79-01-6	
Vinyl chloride	**0.31J**	ug/L	1.0	0.13	1		07/23/15 11:32	75-01-4	
Xylene (Total)	ND	ug/L	3.0	0.42	1		07/23/15 11:32	1330-20-7	
Surrogates									
4-Bromofluorobenzene (S)	102	%	80-120		1		07/23/15 11:32	460-00-4	
1,2-Dichloroethane-d4 (S)	100	%	80-120		1		07/23/15 11:32	17060-07-0	
Toluene-d8 (S)	99	%	80-120		1		07/23/15 11:32	2037-26-5	
Preservation pH	**1.0**		0.10	0.10	1		07/23/15 11:32		

REPORT OF LABORATORY ANALYSIS

This report shall not be reproduced, except in full,
without the written consent of Pace Analytical Services, Inc..

Pace Analytical Services, Inc.
9608 Loiret Blvd.
Lenexa, KS 66219
(913)599-5665

ANALYTICAL RESULTS

Project: FORT SMITH, AR
Pace Project No.: 60198856

Sample: MW-56-201507 **Lab ID: 60198856012** Collected: 07/20/15 14:05 Received: 07/22/15 08:55 Matrix: Water

Parameters	Results	Units	Report Limit	MDL	DF	Prepared	Analyzed	CAS No.	Qual
2320B Alkalinity	Analytical Method: SM 2320B								
Alkalinity,Bicarbonate (CaCO3)	**190**	mg/L	20.0	2.0	1		07/29/15 11:37		
Alkalinity, Carbonate (CaCO3)	ND	mg/L	20.0	2.0	1		07/29/15 11:37		
Alkalinity, Total as CaCO3	**190**	mg/L	20.0	2.0	1		07/29/15 11:37		
Iron, Ferric (Calculation)	Analytical Method: SM 3500-Fe B#4								
Iron, Ferric	**0.90**	mg/L	0.20		1		08/06/15 00:00	7439-89-6	
4500H+ pH, Electrometric	Analytical Method: SM 4500-H+B								
pH at 25 Degrees C	**6.3**	Std. Units	0.10	0.10	1		07/20/15 18:00		H6
4500S2D Sulfide, Total	Analytical Method: SM 4500-S-2 D								
Sulfide, Total	ND	mg/L	0.050	0.012	1		07/27/15 09:39	18496-25-8	M1
300.0 IC Anions 28 Days	Analytical Method: EPA 300.0								
Chloride	**183**	mg/L	10.0	5.0	10		07/23/15 19:14	16887-00-6	
Sulfate	**83.4**	mg/L	10.0	2.4	10		07/23/15 19:14	14808-79-8	
350.1 Ammonia	Analytical Method: EPA 350.1								
Nitrogen, Ammonia	ND	mg/L	0.10	0.046	1		07/27/15 12:01	7664-41-7	
353.2 Nitrogen, NO2/NO3 unpres	Analytical Method: EPA 353.2								
Nitrogen, Nitrate	ND	mg/L	0.10	0.014	1		07/22/15 11:58		
Nitrogen, Nitrite	ND	mg/L	0.10	0.023	1		07/22/15 11:58		
Nitrogen, NO2 plus NO3	ND	mg/L	0.10	0.014	1		07/22/15 11:58		
Total Carbon Dioxide Calc	Analytical Method: SM 4500-CO2 D								
Carbon Dioxide Calculation	**342**	mg/L	20.0	20.0	1		07/28/15 00:00		
5310C TOC	Analytical Method: SM 5310C								
Total Organic Carbon	**2.4**	mg/L	1.0	0.46	1		07/30/15 14:33	7440-44-0	
SM4500P-E, Total Phosphorus	Analytical Method: SM 4500-P E Preparation Method: SM4500-P B								
Phosphate as P04	**0.066**	mg/L	0.030	0.010	1	07/28/15 13:39	07/28/15 15:07		

REPORT OF LABORATORY ANALYSIS

This report shall not be reproduced, except in full,
without the written consent of Pace Analytical Services, Inc..

Pace Analytical Services, Inc.
9608 Loiret Blvd.
Lenexa, KS 66219
(913)599-5665

ANALYTICAL RESULTS

Project: FORT SMITH, AR
Pace Project No.: 60198856

Sample: MW-57R-201507 **Lab ID: 60198856013** Collected: 07/20/15 13:50 Received: 07/22/15 08:55 Matrix: Water

Parameters	Results	Units	Report Limit	MDL	DF	Prepared	Analyzed	CAS No.	Qual
Alcohol by Direct Inject GCFID	Analytical Method: EPA 8015 - Alcohol								
2-Chloroethanol	ND	ug/L	10000	1980	1		07/27/15 17:47	107-07-3	
6010 MET ICP	Analytical Method: EPA 6010 Preparation Method: EPA 3010								
Iron	**520**	ug/L	50.0	9.0	1	07/27/15 10:00	07/27/15 15:32	7439-89-6	
Manganese	**4330**	ug/L	5.0	2.4	1	07/27/15 10:00	07/27/15 15:32	7439-96-5	
8260 MSV	Analytical Method: EPA 5030B/8260								
Acetone	**4.2J**	ug/L	10.0	1.9	1		07/23/15 11:47	67-64-1	
Benzene	ND	ug/L	1.0	0.060	1		07/23/15 11:47	71-43-2	
Bromodichloromethane	ND	ug/L	1.0	0.19	1		07/23/15 11:47	75-27-4	
Bromoform	ND	ug/L	1.0	0.070	1		07/23/15 11:47	75-25-2	
Bromomethane	ND	ug/L	5.0	0.16	1		07/23/15 11:47	74-83-9	
2-Butanone (MEK)	ND	ug/L	10.0	0.59	1		07/23/15 11:47	78-93-3	
Carbon disulfide	**0.24J**	ug/L	5.0	0.12	1		07/23/15 11:47	75-15-0	
Carbon tetrachloride	ND	ug/L	1.0	0.18	1		07/23/15 11:47	56-23-5	
Chlorobenzene	ND	ug/L	1.0	0.21	1		07/23/15 11:47	108-90-7	
Chloroethane	ND	ug/L	1.0	0.15	1		07/23/15 11:47	75-00-3	
Chloroform	**1.5**	ug/L	1.0	0.14	1		07/23/15 11:47	67-66-3	
Chloromethane	ND	ug/L	1.0	0.080	1		07/23/15 11:47	74-87-3	
Dibromochloromethane	ND	ug/L	1.0	0.21	1		07/23/15 11:47	124-48-1	
1,1-Dichloroethane	ND	ug/L	1.0	0.050	1		07/23/15 11:47	75-34-3	
1,2-Dichloroethane	ND	ug/L	1.0	0.12	1		07/23/15 11:47	107-06-2	
1,1-Dichloroethene	**1.7**	ug/L	1.0	0.20	1		07/23/15 11:47	75-35-4	
cis-1,2-Dichloroethene	**10.6**	ug/L	1.0	0.080	1		07/23/15 11:47	156-59-2	
trans-1,2-Dichloroethene	**0.98J**	ug/L	1.0	0.20	1		07/23/15 11:47	156-60-5	
1,2-Dichloropropane	ND	ug/L	1.0	0.16	1		07/23/15 11:47	78-87-5	
cis-1,3-Dichloropropene	ND	ug/L	1.0	0.14	1		07/23/15 11:47	10061-01-5	
trans-1,3-Dichloropropene	ND	ug/L	1.0	0.12	1		07/23/15 11:47	10061-02-6	
Ethylbenzene	ND	ug/L	1.0	0.18	1		07/23/15 11:47	100-41-4	
2-Hexanone	ND	ug/L	10.0	1.2	1		07/23/15 11:47	591-78-6	
Methylene chloride	ND	ug/L	1.0	0.15	1		07/23/15 11:47	75-09-2	
4-Methyl-2-pentanone (MIBK)	ND	ug/L	10.0	0.42	1		07/23/15 11:47	108-10-1	
Styrene	ND	ug/L	1.0	0.12	1		07/23/15 11:47	100-42-5	
1,1,2,2-Tetrachloroethane	ND	ug/L	1.0	0.15	1		07/23/15 11:47	79-34-5	
Tetrachloroethene	ND	ug/L	1.0	0.10	1		07/23/15 11:47	127-18-4	
Toluene	ND	ug/L	1.0	0.17	1		07/23/15 11:47	108-88-3	
1,1,1-Trichloroethane	ND	ug/L	1.0	0.11	1		07/23/15 11:47	71-55-6	
1,1,2-Trichloroethane	ND	ug/L	1.0	0.20	1		07/23/15 11:47	79-00-5	
Trichloroethene	**409**	ug/L	5.0	0.85	5		07/22/15 17:19	79-01-6	
Vinyl chloride	**0.53J**	ug/L	1.0	0.13	1		07/23/15 11:47	75-01-4	
Xylene (Total)	ND	ug/L	3.0	0.42	1		07/23/15 11:47	1330-20-7	
Surrogates									
4-Bromofluorobenzene (S)	99	%	80-120		1		07/23/15 11:47	460-00-4	
1,2-Dichloroethane-d4 (S)	99	%	80-120		1		07/23/15 11:47	17060-07-0	
Toluene-d8 (S)	100	%	80-120		1		07/23/15 11:47	2037-26-5	
Preservation pH	**1.0**		0.10	0.10	1		07/23/15 11:47		

REPORT OF LABORATORY ANALYSIS

This report shall not be reproduced, except in full,
without the written consent of Pace Analytical Services, Inc..

Pace Analytical Services, Inc.
9608 Loiret Blvd.
Lenexa, KS 66219
(913)599-5665

ANALYTICAL RESULTS

Project: FORT SMITH, AR
Pace Project No.: 60198856

Sample: MW-57R-201507 **Lab ID: 60198856013** Collected: 07/20/15 13:50 Received: 07/22/15 08:55 Matrix: Water

Parameters	Results	Units	Report Limit	MDL	DF	Prepared	Analyzed	CAS No.	Qual
2320B Alkalinity	Analytical Method: SM 2320B								
Alkalinity,Bicarbonate (CaCO3)	**185**	mg/L	20.0	2.0	1		07/29/15 11:41		
Alkalinity, Carbonate (CaCO3)	ND	mg/L	20.0	2.0	1		07/29/15 11:41		
Alkalinity, Total as CaCO3	**185**	mg/L	20.0	2.0	1		07/29/15 11:41		
Iron, Ferric (Calculation)	Analytical Method: SM 3500-Fe B#4								
Iron, Ferric	**0.52**	mg/L	0.20		1		08/06/15 00:00	7439-89-6	
4500H+ pH, Electrometric	Analytical Method: SM 4500-H+B								
pH at 25 Degrees C	**6.2**	Std. Units	0.10	0.10	1		07/20/15 18:00		1e,H6
4500S2D Sulfide, Total	Analytical Method: SM 4500-S-2 D								
Sulfide, Total	ND	mg/L	0.050	0.012	1		07/27/15 09:43	18496-25-8	
300.0 IC Anions 28 Days	Analytical Method: EPA 300.0								
Chloride	**221**	mg/L	20.0	10.0	20		07/27/15 23:38	16887-00-6	
Sulfate	**128**	mg/L	10.0	2.4	10		07/23/15 19:29	14808-79-8	
350.1 Ammonia	Analytical Method: EPA 350.1								
Nitrogen, Ammonia	ND	mg/L	0.10	0.046	1		07/27/15 12:02	7664-41-7	
353.2 Nitrogen, NO2/NO3 unpres	Analytical Method: EPA 353.2								
Nitrogen, Nitrate	ND	mg/L	0.10	0.014	1		07/22/15 11:58		
Nitrogen, Nitrite	ND	mg/L	0.10	0.023	1		07/22/15 11:58		
Nitrogen, NO2 plus NO3	ND	mg/L	0.10	0.014	1		07/22/15 11:58		
Total Carbon Dioxide Calc	Analytical Method: SM 4500-CO2 D								
Carbon Dioxide Calculation	**401**	mg/L	20.0	20.0	1		07/28/15 00:00		
5310C TOC	Analytical Method: SM 5310C								
Total Organic Carbon	**4.1**	mg/L	1.0	0.46	1		07/30/15 14:46	7440-44-0	
SM4500P-E, Total Phosphorus	Analytical Method: SM 4500-P E Preparation Method: SM4500-P B								
Phosphate as P04	**0.80**	mg/L	0.030	0.010	1	07/28/15 13:39	07/28/15 15:07		

REPORT OF LABORATORY ANALYSIS

This report shall not be reproduced, except in full,
without the written consent of Pace Analytical Services, Inc..

Pace Analytical Services, Inc.
9608 Loiret Blvd.
Lenexa, KS 66219
(913)599-5665

ANALYTICAL RESULTS

Project: FORT SMITH, AR
Pace Project No.: 60198856

Sample: IW-72-201507 **Lab ID: 60198856014** Collected: 07/20/15 13:15 Received: 07/22/15 08:55 Matrix: Water

Parameters	Results	Units	Report Limit	MDL	DF	Prepared	Analyzed	CAS No.	Qual
Alcohol by Direct Inject GCFID	Analytical Method: EPA 8015 - Alcohol								
2-Chloroethanol	ND	ug/L	10000	1980	1		07/27/15 17:59	107-07-3	
6010 MET ICP	Analytical Method: EPA 6010 Preparation Method: EPA 3010								
Iron	**181**	ug/L	50.0	9.0	1	07/27/15 10:00	07/27/15 15:36	7439-89-6	
Manganese	**4280**	ug/L	5.0	2.4	1	07/27/15 10:00	07/27/15 15:36	7439-96-5	
8260 MSV	Analytical Method: EPA 5030B/8260								
Acetone	**6.6J**	ug/L	10.0	1.9	1		07/22/15 17:34	67-64-1	
Benzene	**0.11J**	ug/L	1.0	0.060	1		07/22/15 17:34	71-43-2	
Bromodichloromethane	ND	ug/L	1.0	0.19	1		07/22/15 17:34	75-27-4	
Bromoform	**1.2**	ug/L	1.0	0.070	1		07/22/15 17:34	75-25-2	
Bromomethane	ND	ug/L	5.0	0.16	1		07/22/15 17:34	74-83-9	
2-Butanone (MEK)	ND	ug/L	10.0	0.59	1		07/22/15 17:34	78-93-3	
Carbon disulfide	ND	ug/L	5.0	0.12	1		07/22/15 17:34	75-15-0	
Carbon tetrachloride	ND	ug/L	1.0	0.18	1		07/22/15 17:34	56-23-5	
Chlorobenzene	ND	ug/L	1.0	0.21	1		07/22/15 17:34	108-90-7	
Chloroethane	ND	ug/L	1.0	0.15	1		07/22/15 17:34	75-00-3	
Chloroform	ND	ug/L	1.0	0.14	1		07/22/15 17:34	67-66-3	
Chloromethane	ND	ug/L	1.0	0.080	1		07/22/15 17:34	74-87-3	
Dibromochloromethane	ND	ug/L	1.0	0.21	1		07/22/15 17:34	124-48-1	
1,1-Dichloroethane	ND	ug/L	1.0	0.050	1		07/22/15 17:34	75-34-3	
1,2-Dichloroethane	ND	ug/L	1.0	0.12	1		07/22/15 17:34	107-06-2	
1,1-Dichloroethene	ND	ug/L	1.0	0.20	1		07/22/15 17:34	75-35-4	
cis-1,2-Dichloroethene	ND	ug/L	1.0	0.080	1		07/22/15 17:34	156-59-2	
trans-1,2-Dichloroethene	ND	ug/L	1.0	0.20	1		07/22/15 17:34	156-60-5	
1,2-Dichloropropane	ND	ug/L	1.0	0.16	1		07/22/15 17:34	78-87-5	
cis-1,3-Dichloropropene	ND	ug/L	1.0	0.14	1		07/22/15 17:34	10061-01-5	
trans-1,3-Dichloropropene	ND	ug/L	1.0	0.12	1		07/22/15 17:34	10061-02-6	
Ethylbenzene	ND	ug/L	1.0	0.18	1		07/22/15 17:34	100-41-4	
2-Hexanone	ND	ug/L	10.0	1.2	1		07/22/15 17:34	591-78-6	
Methylene chloride	ND	ug/L	1.0	0.15	1		07/22/15 17:34	75-09-2	
4-Methyl-2-pentanone (MIBK)	ND	ug/L	10.0	0.42	1		07/22/15 17:34	108-10-1	
Styrene	ND	ug/L	1.0	0.12	1		07/22/15 17:34	100-42-5	
1,1,2,2-Tetrachloroethane	ND	ug/L	1.0	0.15	1		07/22/15 17:34	79-34-5	
Tetrachloroethene	ND	ug/L	1.0	0.10	1		07/22/15 17:34	127-18-4	
Toluene	ND	ug/L	1.0	0.17	1		07/22/15 17:34	108-88-3	
1,1,1-Trichloroethane	ND	ug/L	1.0	0.11	1		07/22/15 17:34	71-55-6	
1,1,2-Trichloroethane	ND	ug/L	1.0	0.20	1		07/22/15 17:34	79-00-5	
Trichloroethene	**0.48J**	ug/L	1.0	0.17	1		07/22/15 17:34	79-01-6	
Vinyl chloride	ND	ug/L	1.0	0.13	1		07/22/15 17:34	75-01-4	
Xylene (Total)	ND	ug/L	3.0	0.42	1		07/22/15 17:34	1330-20-7	
Surrogates									
4-Bromofluorobenzene (S)	102	%	80-120		1		07/22/15 17:34	460-00-4	
1,2-Dichloroethane-d4 (S)	102	%	80-120		1		07/22/15 17:34	17060-07-0	
Toluene-d8 (S)	83	%	80-120		1		07/22/15 17:34	2037-26-5	
Preservation pH	**1.0**		0.10	0.10	1		07/22/15 17:34		

REPORT OF LABORATORY ANALYSIS

This report shall not be reproduced, except in full,
without the written consent of Pace Analytical Services, Inc..

Pace Analytical Services, Inc.
9608 Loiret Blvd.
Lenexa, KS 66219
(913)599-5665

ANALYTICAL RESULTS

Project: FORT SMITH, AR
Pace Project No.: 60198856

Sample: IW-72-201507 **Lab ID: 60198856014** Collected: 07/20/15 13:15 Received: 07/22/15 08:55 Matrix: Water

Parameters	Results	Units	Report Limit	MDL	DF	Prepared	Analyzed	CAS No.	Qual
2320B Alkalinity	Analytical Method: SM 2320B								
Alkalinity,Bicarbonate (CaCO3)	**206**	mg/L	20.0	2.0	1		07/29/15 11:45		
Alkalinity, Carbonate (CaCO3)	ND	mg/L	20.0	2.0	1		07/29/15 11:45		
Alkalinity, Total as CaCO3	**206**	mg/L	20.0	2.0	1		07/29/15 11:45		
Iron, Ferric (Calculation)	Analytical Method: SM 3500-Fe B#4								
Iron, Ferric	ND	mg/L	0.20		1		08/06/15 00:00	7439-89-6	
4500H+ pH, Electrometric	Analytical Method: SM 4500-H+B								
pH at 25 Degrees C	**5.8**	Std. Units	0.10	0.10	1		07/20/15 18:00		1e,H6
4500S2D Sulfide, Total	Analytical Method: SM 4500-S-2 D								
Sulfide, Total	ND	mg/L	0.050	0.012	1		07/27/15 09:44	18496-25-8	
300.0 IC Anions 28 Days	Analytical Method: EPA 300.0								
Chloride	**219**	mg/L	20.0	10.0	20		07/28/15 00:05	16887-00-6	
Sulfate	**7.9**	mg/L	1.0	0.24	1		07/27/15 23:52	14808-79-8	
350.1 Ammonia	Analytical Method: EPA 350.1								
Nitrogen, Ammonia	ND	mg/L	0.10	0.046	1		07/27/15 12:38	7664-41-7	
353.2 Nitrogen, NO2/NO3 unpres	Analytical Method: EPA 353.2								
Nitrogen, Nitrate	**0.88**	mg/L	0.50	0.070	5		07/22/15 11:57		
Nitrogen, Nitrite	ND	mg/L	0.50	0.12	5		07/22/15 11:57		
Nitrogen, NO2 plus NO3	**0.88**	mg/L	0.50	0.070	5		07/22/15 11:57		
Total Carbon Dioxide Calc	Analytical Method: SM 4500-CO2 D								
Carbon Dioxide Calculation	**882**	mg/L	20.0	20.0	1		07/28/15 00:00		
5310C TOC	Analytical Method: SM 5310C								
Total Organic Carbon	**0.48J**	mg/L	1.0	0.46	1		07/30/15 14:59	7440-44-0	
SM4500P-E, Total Phosphorus	Analytical Method: SM 4500-P E Preparation Method: SM4500-P B								
Phosphate as P04	**0.12**	mg/L	0.030	0.010	1	07/28/15 13:39	07/28/15 15:07		

REPORT OF LABORATORY ANALYSIS

This report shall not be reproduced, except in full,
without the written consent of Pace Analytical Services, Inc..

Pace Analytical Services, Inc.
9608 Loiret Blvd.
Lenexa, KS 66219
(913)599-5665

ANALYTICAL RESULTS

Project: FORT SMITH, AR
Pace Project No.: 60198856

Sample: MW-55R-201507 **Lab ID: 60198856015** Collected: 07/20/15 16:05 Received: 07/22/15 08:55 Matrix: Water

Parameters	Results	Units	Report Limit	MDL	DF	Prepared	Analyzed	CAS No.	Qual
Alcohol by Direct Inject GCFID	Analytical Method: EPA 8015 - Alcohol								
2-Chloroethanol	ND	ug/L	10000	1980	1		07/27/15 18:10	107-07-3	
6010 MET ICP	Analytical Method: EPA 6010 Preparation Method: EPA 3010								
Iron	**450**	ug/L	50.0	9.0	1	07/27/15 10:00	07/27/15 15:39	7439-89-6	
Manganese	**3080**	ug/L	5.0	2.4	1	07/27/15 10:00	07/27/15 15:39	7439-96-5	
8260 MSV	Analytical Method: EPA 5030B/8260								
Acetone	**6.2J**	ug/L	10.0	1.9	1		07/22/15 17:49	67-64-1	
Benzene	ND	ug/L	1.0	0.060	1		07/22/15 17:49	71-43-2	
Bromodichloromethane	ND	ug/L	1.0	0.19	1		07/22/15 17:49	75-27-4	
Bromoform	ND	ug/L	1.0	0.070	1		07/22/15 17:49	75-25-2	
Bromomethane	**0.33J**	ug/L	5.0	0.16	1		07/22/15 17:49	74-83-9	
2-Butanone (MEK)	ND	ug/L	10.0	0.59	1		07/22/15 17:49	78-93-3	
Carbon disulfide	**0.15J**	ug/L	5.0	0.12	1		07/22/15 17:49	75-15-0	
Carbon tetrachloride	ND	ug/L	1.0	0.18	1		07/22/15 17:49	56-23-5	
Chlorobenzene	ND	ug/L	1.0	0.21	1		07/22/15 17:49	108-90-7	
Chloroethane	ND	ug/L	1.0	0.15	1		07/22/15 17:49	75-00-3	
Chloroform	**4.7**	ug/L	1.0	0.14	1		07/22/15 17:49	67-66-3	
Chloromethane	ND	ug/L	1.0	0.080	1		07/22/15 17:49	74-87-3	
Dibromochloromethane	ND	ug/L	1.0	0.21	1		07/22/15 17:49	124-48-1	
1,1-Dichloroethane	ND	ug/L	1.0	0.050	1		07/22/15 17:49	75-34-3	
1,2-Dichloroethane	ND	ug/L	1.0	0.12	1		07/22/15 17:49	107-06-2	
1,1-Dichloroethene	**0.26J**	ug/L	1.0	0.20	1		07/22/15 17:49	75-35-4	
cis-1,2-Dichloroethene	**0.42J**	ug/L	1.0	0.080	1		07/22/15 17:49	156-59-2	
trans-1,2-Dichloroethene	ND	ug/L	1.0	0.20	1		07/22/15 17:49	156-60-5	
1,2-Dichloropropane	ND	ug/L	1.0	0.16	1		07/22/15 17:49	78-87-5	
cis-1,3-Dichloropropene	ND	ug/L	1.0	0.14	1		07/22/15 17:49	10061-01-5	
trans-1,3-Dichloropropene	ND	ug/L	1.0	0.12	1		07/22/15 17:49	10061-02-6	
Ethylbenzene	ND	ug/L	1.0	0.18	1		07/22/15 17:49	100-41-4	
2-Hexanone	ND	ug/L	10.0	1.2	1		07/22/15 17:49	591-78-6	
Methylene chloride	ND	ug/L	1.0	0.15	1		07/22/15 17:49	75-09-2	
4-Methyl-2-pentanone (MIBK)	ND	ug/L	10.0	0.42	1		07/22/15 17:49	108-10-1	
Styrene	ND	ug/L	1.0	0.12	1		07/22/15 17:49	100-42-5	
1,1,2,2-Tetrachloroethane	ND	ug/L	1.0	0.15	1		07/22/15 17:49	79-34-5	
Tetrachloroethene	ND	ug/L	1.0	0.10	1		07/22/15 17:49	127-18-4	
Toluene	ND	ug/L	1.0	0.17	1		07/22/15 17:49	108-88-3	
1,1,1-Trichloroethane	ND	ug/L	1.0	0.11	1		07/22/15 17:49	71-55-6	
1,1,2-Trichloroethane	ND	ug/L	1.0	0.20	1		07/22/15 17:49	79-00-5	
Trichloroethene	**8.2**	ug/L	1.0	0.17	1		07/22/15 17:49	79-01-6	
Vinyl chloride	**0.13J**	ug/L	1.0	0.13	1		07/22/15 17:49	75-01-4	
Xylene (Total)	ND	ug/L	3.0	0.42	1		07/22/15 17:49	1330-20-7	
Surrogates									
4-Bromofluorobenzene (S)	95	%	80-120		1		07/22/15 17:49	460-00-4	
1,2-Dichloroethane-d4 (S)	99	%	80-120		1		07/22/15 17:49	17060-07-0	
Toluene-d8 (S)	98	%	80-120		1		07/22/15 17:49	2037-26-5	
Preservation pH	**1.0**		0.10	0.10	1		07/22/15 17:49		

REPORT OF LABORATORY ANALYSIS

This report shall not be reproduced, except in full,
without the written consent of Pace Analytical Services, Inc..

Pace Analytical Services, Inc.
9608 Loiret Blvd.
Lenexa, KS 66219
(913)599-5665

ANALYTICAL RESULTS

Project: FORT SMITH, AR
Pace Project No.: 60198856

Sample: MW-55R-201507 **Lab ID: 60198856015** Collected: 07/20/15 16:05 Received: 07/22/15 08:55 Matrix: Water

Parameters	Results	Units	Report Limit	MDL	DF	Prepared	Analyzed	CAS No.	Qual
2320B Alkalinity	Analytical Method: SM 2320B								
Alkalinity,Bicarbonate (CaCO3)	**37.5**	mg/L	20.0	2.0	1		07/29/15 11:49		
Alkalinity, Carbonate (CaCO3)	ND	mg/L	20.0	2.0	1		07/29/15 11:49		
Alkalinity, Total as CaCO3	**37.5**	mg/L	20.0	2.0	1		07/29/15 11:49		
Iron, Ferric (Calculation)	Analytical Method: SM 3500-Fe B#4								
Iron, Ferric	ND	mg/L	0.20		1		08/06/15 00:00	7439-89-6	
4500H+ pH, Electrometric	Analytical Method: SM 4500-H+B								
pH at 25 Degrees C	**5.5**	Std. Units	0.10	0.10	1		07/20/15 18:00		1e,H6
4500S2D Sulfide, Total	Analytical Method: SM 4500-S-2 D								
Sulfide, Total	ND	mg/L	0.050	0.012	1		07/27/15 09:44	18496-25-8	
300.0 IC Anions 28 Days	Analytical Method: EPA 300.0								
Chloride	**249**	mg/L	20.0	10.0	20		07/28/15 00:33	16887-00-6	
Sulfate	**46.1**	mg/L	5.0	1.2	5		07/28/15 00:19	14808-79-8	
350.1 Ammonia	Analytical Method: EPA 350.1								
Nitrogen, Ammonia	ND	mg/L	0.10	0.046	1		07/27/15 12:04	7664-41-7	
353.2 Nitrogen, NO2/NO3 unpres	Analytical Method: EPA 353.2								
Nitrogen, Nitrate	ND	mg/L	0.10	0.014	1		07/22/15 11:59		
Nitrogen, Nitrite	ND	mg/L	0.10	0.023	1		07/22/15 11:59		
Nitrogen, NO2 plus NO3	ND	mg/L	0.10	0.014	1		07/22/15 11:59		
Total Carbon Dioxide Calc	Analytical Method: SM 4500-CO2 D								
Carbon Dioxide Calculation	**293**	mg/L	20.0	20.0	1		07/28/15 00:00		
5310C TOC	Analytical Method: SM 5310C								
Total Organic Carbon	**1.8**	mg/L	1.0	0.46	1		07/30/15 15:13	7440-44-0	
SM4500P-E, Total Phosphorus	Analytical Method: SM 4500-P E Preparation Method: SM4500-P B								
Phosphate as P04	**0.039**	mg/L	0.030	0.010	1	07/28/15 13:39	07/28/15 15:08		

REPORT OF LABORATORY ANALYSIS

This report shall not be reproduced, except in full,
without the written consent of Pace Analytical Services, Inc..

Pace Analytical Services, Inc.
9608 Loiret Blvd.
Lenexa, KS 66219
(913)599-5665

ANALYTICAL RESULTS

Project: FORT SMITH, AR
Pace Project No.: 60198856

Sample: TB-01-201507 **Lab ID: 60198856016** Collected: 07/20/15 08:00 Received: 07/22/15 08:55 Matrix: Water

Parameters	Results	Units	Report Limit	MDL	DF	Prepared	Analyzed	CAS No.	Qual
8260 MSV	Analytical Method: EPA 5030B/8260								
Acetone	**2.5J**	ug/L	10.0	1.9	1		07/22/15 15:04	67-64-1	
Benzene	ND	ug/L	1.0	0.060	1		07/22/15 15:04	71-43-2	
Bromodichloromethane	ND	ug/L	1.0	0.19	1		07/22/15 15:04	75-27-4	
Bromoform	ND	ug/L	1.0	0.070	1		07/22/15 15:04	75-25-2	
Bromomethane	ND	ug/L	5.0	0.16	1		07/22/15 15:04	74-83-9	
2-Butanone (MEK)	ND	ug/L	10.0	0.59	1		07/22/15 15:04	78-93-3	
Carbon disulfide	ND	ug/L	5.0	0.12	1		07/22/15 15:04	75-15-0	
Carbon tetrachloride	ND	ug/L	1.0	0.18	1		07/22/15 15:04	56-23-5	
Chlorobenzene	ND	ug/L	1.0	0.21	1		07/22/15 15:04	108-90-7	
Chloroethane	ND	ug/L	1.0	0.15	1		07/22/15 15:04	75-00-3	
Chloroform	ND	ug/L	1.0	0.14	1		07/22/15 15:04	67-66-3	
Chloromethane	ND	ug/L	1.0	0.080	1		07/22/15 15:04	74-87-3	
Dibromochloromethane	ND	ug/L	1.0	0.21	1		07/22/15 15:04	124-48-1	
1,1-Dichloroethane	ND	ug/L	1.0	0.050	1		07/22/15 15:04	75-34-3	
1,2-Dichloroethane	ND	ug/L	1.0	0.12	1		07/22/15 15:04	107-06-2	
1,1-Dichloroethene	ND	ug/L	1.0	0.20	1		07/22/15 15:04	75-35-4	
cis-1,2-Dichloroethene	ND	ug/L	1.0	0.080	1		07/22/15 15:04	156-59-2	
trans-1,2-Dichloroethene	ND	ug/L	1.0	0.20	1		07/22/15 15:04	156-60-5	
1,2-Dichloropropane	ND	ug/L	1.0	0.16	1		07/22/15 15:04	78-87-5	
cis-1,3-Dichloropropene	ND	ug/L	1.0	0.14	1		07/22/15 15:04	10061-01-5	
trans-1,3-Dichloropropene	ND	ug/L	1.0	0.12	1		07/22/15 15:04	10061-02-6	
Ethylbenzene	ND	ug/L	1.0	0.18	1		07/22/15 15:04	100-41-4	
2-Hexanone	ND	ug/L	10.0	1.2	1		07/22/15 15:04	591-78-6	
Methylene chloride	ND	ug/L	1.0	0.15	1		07/22/15 15:04	75-09-2	
4-Methyl-2-pentanone (MIBK)	ND	ug/L	10.0	0.42	1		07/22/15 15:04	108-10-1	
Styrene	ND	ug/L	1.0	0.12	1		07/22/15 15:04	100-42-5	
1,1,2,2-Tetrachloroethane	ND	ug/L	1.0	0.15	1		07/22/15 15:04	79-34-5	
Tetrachloroethene	ND	ug/L	1.0	0.10	1		07/22/15 15:04	127-18-4	
Toluene	ND	ug/L	1.0	0.17	1		07/22/15 15:04	108-88-3	
1,1,1-Trichloroethane	ND	ug/L	1.0	0.11	1		07/22/15 15:04	71-55-6	
1,1,2-Trichloroethane	ND	ug/L	1.0	0.20	1		07/22/15 15:04	79-00-5	
Trichloroethene	ND	ug/L	1.0	0.17	1		07/22/15 15:04	79-01-6	
Vinyl chloride	ND	ug/L	1.0	0.13	1		07/22/15 15:04	75-01-4	
Xylene (Total)	ND	ug/L	3.0	0.42	1		07/22/15 15:04	1330-20-7	
Surrogates									
4-Bromofluorobenzene (S)	101	%	80-120		1		07/22/15 15:04	460-00-4	
1,2-Dichloroethane-d4 (S)	97	%	80-120		1		07/22/15 15:04	17060-07-0	
Toluene-d8 (S)	99	%	80-120		1		07/22/15 15:04	2037-26-5	
Preservation pH	**1.0**		0.10	0.10	1		07/22/15 15:04		

REPORT OF LABORATORY ANALYSIS

This report shall not be reproduced, except in full,
without the written consent of Pace Analytical Services, Inc..

Pace Analytical Services, Inc.
9608 Loiret Blvd.
Lenexa, KS 66219
(913)599-5665

QUALITY CONTROL DATA

Project: FORT SMITH, AR
Pace Project No.: 60198856

QC Batch: GCSV/4153 Analysis Method: EPA 8015 - Alcohol
QC Batch Method: EPA 8015 - Alcohol Analysis Description: Alcohol by Direct Inject GCFID
Associated Lab Samples: 60198856001, 60198856002, 60198856003, 60198856004, 60198856006, 60198856007, 60198856008, 60198856009, 60198856012, 60198856013, 60198856014, 60198856015

METHOD BLANK: 154124 Matrix: Water
Associated Lab Samples:

Parameter	Units	Blank Result	Reporting Limit	Analyzed	Qualifiers
2-Chloroethanol	ug/L	ND	10000	07/27/15 15:52	

LABORATORY CONTROL SAMPLE: 154125

Parameter	Units	Spike Conc.	LCS Result	LCS % Rec	% Rec Limits	Qualifiers
2-Chloroethanol	ug/L	100000	104000	104	40-140	

MATRIX SPIKE & MATRIX SPIKE DUPLICATE: 154126 154127

Parameter	Units	60198856001 Result	MS Spike Conc.	MSD Spike Conc.	MS Result	MSD Result	MS % Rec	MSD % Rec	% Rec Limits	RPD	Max RPD	Qual
2-Chloroethanol	ug/L	ND	100000	100000	99600	99800	100	100	40-140	0	40	

Results presented on this page are in the units indicated by the "Units" column except where an alternate unit is presented to the right of the result.

REPORT OF LABORATORY ANALYSIS

This report shall not be reproduced, except in full,
without the written consent of Pace Analytical Services, Inc..

Pace Analytical Services, Inc.
9608 Loiret Blvd.
Lenexa, KS 66219
(913)599-5665

QUALITY CONTROL DATA

Project: FORT SMITH, AR
Pace Project No.: 60198856

QC Batch: MPRP/32595 Analysis Method: EPA 6010
QC Batch Method: EPA 3010 Analysis Description: 6010 MET
Associated Lab Samples: 60198856001, 60198856002, 60198856003, 60198856004, 60198856006, 60198856007, 60198856008, 60198856009

METHOD BLANK: 1604828 Matrix: Water
Associated Lab Samples: 60198856001, 60198856002, 60198856003, 60198856004, 60198856006, 60198856007, 60198856008, 60198856009

Parameter	Units	Blank Result	Reporting Limit	Analyzed	Qualifiers
Iron	ug/L	ND	50.0	07/22/15 15:55	
Manganese	ug/L	ND	5.0	07/22/15 15:55	

LABORATORY CONTROL SAMPLE: 1604829

Parameter	Units	Spike Conc.	LCS Result	LCS % Rec	% Rec Limits	Qualifiers
Iron	ug/L	10000	9740	97	80-120	
Manganese	ug/L	1000	979	98	80-120	

MATRIX SPIKE & MATRIX SPIKE DUPLICATE: 1604830 1604831

Parameter	Units	40118426001 Result	MS Spike Conc.	MSD Spike Conc.	MS Result	MSD Result	MS % Rec	MSD % Rec	% Rec Limits	RPD	Max RPD	Qual
Iron	ug/L	<9.0	10000	10000	9700	9610	97	96	75-125	1	20	
Manganese	ug/L	5.4	1000	1000	979	978	97	97	75-125	0	20	

Results presented on this page are in the units indicated by the "Units" column except where an alternate unit is presented to the right of the result.

REPORT OF LABORATORY ANALYSIS

This report shall not be reproduced, except in full,
without the written consent of Pace Analytical Services, Inc..

Pace Analytical Services, Inc.
9608 Loiret Blvd.
Lenexa, KS 66219
(913)599-5665

QUALITY CONTROL DATA

Project: FORT SMITH, AR
Pace Project No.: 60198856

QC Batch: MPRP/32640 Analysis Method: EPA 6010
QC Batch Method: EPA 3010 Analysis Description: 6010 MET
Associated Lab Samples: 60198856012, 60198856013, 60198856014, 60198856015

METHOD BLANK: 1607353 Matrix: Water
Associated Lab Samples: 60198856012, 60198856013, 60198856014, 60198856015

Parameter	Units	Blank Result	Reporting Limit	Analyzed	Qualifiers
Iron	ug/L	ND	50.0	07/27/15 15:11	
Manganese	ug/L	ND	5.0	07/27/15 15:11	

LABORATORY CONTROL SAMPLE: 1607354

Parameter	Units	Spike Conc.	LCS Result	LCS % Rec	% Rec Limits	Qualifiers
Iron	ug/L	10000	10300	103	80-120	
Manganese	ug/L	1000	1010	101	80-120	

MATRIX SPIKE & MATRIX SPIKE DUPLICATE: 1607355 1607356

Parameter	Units	60198856012 Result	MS Spike Conc.	MSD Spike Conc.	MS Result	MSD Result	MS % Rec	MSD % Rec	% Rec Limits	RPD	Max RPD	Qual
Iron	ug/L	938	10000	10000	10900	11300	99	104	75-125	4	20	
Manganese	ug/L	1660	1000	1000	2610	2660	95	100	75-125	2	20	

Results presented on this page are in the units indicated by the "Units" column except where an alternate unit is presented to the right of the result.

REPORT OF LABORATORY ANALYSIS

This report shall not be reproduced, except in full,
without the written consent of Pace Analytical Services, Inc..

Pace Analytical Services, Inc.
9608 Loiret Blvd.
Lenexa, KS 66219
(913)599-5665

QUALITY CONTROL DATA

Project: FORT SMITH, AR
Pace Project No.: 60198856

QC Batch: MSV/70751 Analysis Method: EPA 5030B/8260
QC Batch Method: EPA 5030B/8260 Analysis Description: 8260 MSV Water 10 mL Purge
Associated Lab Samples: 60198856001, 60198856002, 60198856003, 60198856004, 60198856005

METHOD BLANK: 1604790 Matrix: Water
Associated Lab Samples: 60198856001, 60198856002, 60198856003, 60198856004, 60198856005

Parameter	Units	Blank Result	Reporting Limit	Analyzed	Qualifiers
1,1,1-Trichloroethane	ug/L	ND	1.0	07/22/15 08:50	
1,1,2,2-Tetrachloroethane	ug/L	ND	1.0	07/22/15 08:50	
1,1,2-Trichloroethane	ug/L	ND	1.0	07/22/15 08:50	
1,1-Dichloroethane	ug/L	ND	1.0	07/22/15 08:50	
1,1-Dichloroethene	ug/L	ND	1.0	07/22/15 08:50	
1,2-Dichloroethane	ug/L	ND	1.0	07/22/15 08:50	
1,2-Dichloropropane	ug/L	ND	1.0	07/22/15 08:50	
2-Butanone (MEK)	ug/L	ND	10.0	07/22/15 08:50	
2-Hexanone	ug/L	ND	10.0	07/22/15 08:50	
4-Methyl-2-pentanone (MIBK)	ug/L	ND	10.0	07/22/15 08:50	
Acetone	ug/L	2.0J	10.0	07/22/15 08:50	
Benzene	ug/L	ND	1.0	07/22/15 08:50	
Bromodichloromethane	ug/L	ND	1.0	07/22/15 08:50	
Bromoform	ug/L	ND	1.0	07/22/15 08:50	
Bromomethane	ug/L	ND	5.0	07/22/15 08:50	
Carbon disulfide	ug/L	ND	5.0	07/22/15 08:50	
Carbon tetrachloride	ug/L	ND	1.0	07/22/15 08:50	
Chlorobenzene	ug/L	ND	1.0	07/22/15 08:50	
Chloroethane	ug/L	ND	1.0	07/22/15 08:50	
Chloroform	ug/L	ND	1.0	07/22/15 08:50	
Chloromethane	ug/L	ND	1.0	07/22/15 08:50	
cis-1,2-Dichloroethene	ug/L	ND	1.0	07/22/15 08:50	
cis-1,3-Dichloropropene	ug/L	ND	1.0	07/22/15 08:50	
Dibromochloromethane	ug/L	ND	1.0	07/22/15 08:50	
Ethylbenzene	ug/L	ND	1.0	07/22/15 08:50	
Methylene chloride	ug/L	ND	1.0	07/22/15 08:50	
Styrene	ug/L	ND	1.0	07/22/15 08:50	
Tetrachloroethene	ug/L	ND	1.0	07/22/15 08:50	
Toluene	ug/L	ND	1.0	07/22/15 08:50	
trans-1,2-Dichloroethene	ug/L	ND	1.0	07/22/15 08:50	
trans-1,3-Dichloropropene	ug/L	ND	1.0	07/22/15 08:50	
Trichloroethene	ug/L	ND	1.0	07/22/15 08:50	
Vinyl chloride	ug/L	ND	1.0	07/22/15 08:50	
Xylene (Total)	ug/L	ND	3.0	07/22/15 08:50	
1,2-Dichloroethane-d4 (S)	%	101	80-120	07/22/15 08:50	
4-Bromofluorobenzene (S)	%	100	80-120	07/22/15 08:50	
Toluene-d8 (S)	%	99	80-120	07/22/15 08:50	

Results presented on this page are in the units indicated by the "Units" column except where an alternate unit is presented to the right of the result.

REPORT OF LABORATORY ANALYSIS

This report shall not be reproduced, except in full,
without the written consent of Pace Analytical Services, Inc..

Pace Analytical Services, Inc.
9608 Loiret Blvd.
Lenexa, KS 66219
(913)599-5665

QUALITY CONTROL DATA

Project: FORT SMITH, AR
Pace Project No.: 60198856

LABORATORY CONTROL SAMPLE: 1604791

Parameter	Units	Spike Conc.	LCS Result	LCS % Rec	% Rec Limits	Qualifiers
1,1,1-Trichloroethane	ug/L	20	20.7	103	80-120	
1,1,2,2-Tetrachloroethane	ug/L	20	20.0	100	73-121	
1,1,2-Trichloroethane	ug/L	20	19.7	99	80-120	
1,1-Dichloroethane	ug/L	20	21.0	105	80-120	
1,1-Dichloroethene	ug/L	20	20.7	103	80-120	
1,2-Dichloroethane	ug/L	20	20.5	102	81-120	
1,2-Dichloropropane	ug/L	20	19.6	98	80-120	
2-Butanone (MEK)	ug/L	100	102	102	67-122	
2-Hexanone	ug/L	100	103	103	75-121	
4-Methyl-2-pentanone (MIBK)	ug/L	100	104	104	76-120	
Acetone	ug/L	100	110	110	72-120	
Benzene	ug/L	20	21.1	106	80-120	
Bromodichloromethane	ug/L	20	20.9	104	80-120	
Bromoform	ug/L	20	19.6	98	73-138	
Bromomethane	ug/L	20	23.3	116	38-137	
Carbon disulfide	ug/L	20	19.7	99	71-129	
Carbon tetrachloride	ug/L	20	19.7	98	67-146	
Chlorobenzene	ug/L	20	20.5	102	80-120	
Chloroethane	ug/L	20	19.5	97	76-120	
Chloroform	ug/L	20	19.0	95	80-120	
Chloromethane	ug/L	20	20.3	102	34-165	
cis-1,2-Dichloroethene	ug/L	20	21.0	105	80-120	
cis-1,3-Dichloropropene	ug/L	20	21.6	108	80-120	
Dibromochloromethane	ug/L	20	19.7	98	80-126	
Ethylbenzene	ug/L	20	20.5	102	80-120	
Methylene chloride	ug/L	20	20.3	102	80-120	
Styrene	ug/L	20	20.5	102	80-123	
Tetrachloroethene	ug/L	20	19.8	99	80-123	
Toluene	ug/L	20	20.6	103	80-120	
trans-1,2-Dichloroethene	ug/L	20	19.6	98	80-120	
trans-1,3-Dichloropropene	ug/L	20	21.0	105	80-129	
Trichloroethene	ug/L	20	19.9	99	80-120	
Vinyl chloride	ug/L	20	19.6	98	62-125	
Xylene (Total)	ug/L	60	63.6	106	80-120	
1,2-Dichloroethane-d4 (S)	%			102	80-120	
4-Bromofluorobenzene (S)	%			99	80-120	
Toluene-d8 (S)	%			99	80-120	

Results presented on this page are in the units indicated by the "Units" column except where an alternate unit is presented to the right of the result.

REPORT OF LABORATORY ANALYSIS

This report shall not be reproduced, except in full,
without the written consent of Pace Analytical Services, Inc..

Pace Analytical Services, Inc.
9608 Loiret Blvd.
Lenexa, KS 66219
(913)599-5665

QUALITY CONTROL DATA

Project: FORT SMITH, AR
Pace Project No.: 60198856

QC Batch: MSV/70753 Analysis Method: EPA 5030B/8260
QC Batch Method: EPA 5030B/8260 Analysis Description: 8260 MSV Water 10 mL Purge
Associated Lab Samples: 60198856006, 60198856007, 60198856008, 60198856009, 60198856010, 60198856011, 60198856013, 60198856014, 60198856015, 60198856016

METHOD BLANK: 1604968 Matrix: Water
Associated Lab Samples: 60198856006, 60198856007, 60198856008, 60198856009, 60198856010, 60198856011, 60198856013, 60198856014, 60198856015, 60198856016

Parameter	Units	Blank Result	Reporting Limit	Analyzed	Qualifiers
1,1,1-Trichloroethane	ug/L	ND	1.0	07/22/15 14:49	
1,1,2,2-Tetrachloroethane	ug/L	ND	1.0	07/22/15 14:49	
1,1,2-Trichloroethane	ug/L	ND	1.0	07/22/15 14:49	
1,1-Dichloroethane	ug/L	ND	1.0	07/22/15 14:49	
1,1-Dichloroethene	ug/L	ND	1.0	07/22/15 14:49	
1,2-Dichloroethane	ug/L	ND	1.0	07/22/15 14:49	
1,2-Dichloropropane	ug/L	ND	1.0	07/22/15 14:49	
2-Butanone (MEK)	ug/L	ND	10.0	07/22/15 14:49	
2-Hexanone	ug/L	ND	10.0	07/22/15 14:49	
4-Methyl-2-pentanone (MIBK)	ug/L	ND	10.0	07/22/15 14:49	
Acetone	ug/L	ND	10.0	07/22/15 14:49	
Benzene	ug/L	ND	1.0	07/22/15 14:49	
Bromodichloromethane	ug/L	ND	1.0	07/22/15 14:49	
Bromoform	ug/L	ND	1.0	07/22/15 14:49	
Bromomethane	ug/L	ND	5.0	07/22/15 14:49	
Carbon disulfide	ug/L	ND	5.0	07/22/15 14:49	
Carbon tetrachloride	ug/L	ND	1.0	07/22/15 14:49	
Chlorobenzene	ug/L	ND	1.0	07/22/15 14:49	
Chloroethane	ug/L	ND	1.0	07/22/15 14:49	
Chloroform	ug/L	ND	1.0	07/22/15 14:49	
Chloromethane	ug/L	ND	1.0	07/22/15 14:49	
cis-1,2-Dichloroethene	ug/L	ND	1.0	07/22/15 14:49	
cis-1,3-Dichloropropene	ug/L	ND	1.0	07/22/15 14:49	
Dibromochloromethane	ug/L	ND	1.0	07/22/15 14:49	
Ethylbenzene	ug/L	ND	1.0	07/22/15 14:49	
Methylene chloride	ug/L	ND	1.0	07/22/15 14:49	
Styrene	ug/L	ND	1.0	07/22/15 14:49	
Tetrachloroethene	ug/L	ND	1.0	07/22/15 14:49	
Toluene	ug/L	ND	1.0	07/22/15 14:49	
trans-1,2-Dichloroethene	ug/L	ND	1.0	07/22/15 14:49	
trans-1,3-Dichloropropene	ug/L	ND	1.0	07/22/15 14:49	
Trichloroethene	ug/L	ND	1.0	07/22/15 14:49	
Vinyl chloride	ug/L	ND	1.0	07/22/15 14:49	
Xylene (Total)	ug/L	ND	3.0	07/22/15 14:49	
1,2-Dichloroethane-d4 (S)	%	98	80-120	07/22/15 14:49	
4-Bromofluorobenzene (S)	%	101	80-120	07/22/15 14:49	
Toluene-d8 (S)	%	99	80-120	07/22/15 14:49	

Results presented on this page are in the units indicated by the "Units" column except where an alternate unit is presented to the right of the result.

REPORT OF LABORATORY ANALYSIS

This report shall not be reproduced, except in full,
without the written consent of Pace Analytical Services, Inc..

Pace Analytical Services, Inc.
9608 Loiret Blvd.
Lenexa, KS 66219
(913)599-5665

QUALITY CONTROL DATA

Project: FORT SMITH, AR
Pace Project No.: 60198856

LABORATORY CONTROL SAMPLE: 1604969

Parameter	Units	Spike Conc.	LCS Result	LCS % Rec	% Rec Limits	Qualifiers
1,1,1-Trichloroethane	ug/L	20	21.1	106	80-120	
1,1,2,2-Tetrachloroethane	ug/L	20	18.1	90	73-121	
1,1,2-Trichloroethane	ug/L	20	20.1	101	80-120	
1,1-Dichloroethane	ug/L	20	21.8	109	80-120	
1,1-Dichloroethene	ug/L	20	21.1	105	80-120	
1,2-Dichloroethane	ug/L	20	19.8	99	81-120	
1,2-Dichloropropane	ug/L	20	19.4	97	80-120	
2-Butanone (MEK)	ug/L	100	102	102	67-122	
2-Hexanone	ug/L	100	103	103	75-121	
4-Methyl-2-pentanone (MIBK)	ug/L	100	104	104	76-120	
Acetone	ug/L	100	105	105	72-120	
Benzene	ug/L	20	21.6	108	80-120	
Bromodichloromethane	ug/L	20	20.2	101	80-120	
Bromoform	ug/L	20	20.0	100	73-138	
Bromomethane	ug/L	20	26.7	134	38-137	
Carbon disulfide	ug/L	20	19.7	98	71-129	
Carbon tetrachloride	ug/L	20	20.4	102	67-146	
Chlorobenzene	ug/L	20	20.7	103	80-120	
Chloroethane	ug/L	20	19.5	97	76-120	
Chloroform	ug/L	20	18.7	94	80-120	
Chloromethane	ug/L	20	20.3	102	34-165	
cis-1,2-Dichloroethene	ug/L	20	20.7	103	80-120	
cis-1,3-Dichloropropene	ug/L	20	20.4	102	80-120	
Dibromochloromethane	ug/L	20	20.5	102	80-126	
Ethylbenzene	ug/L	20	20.8	104	80-120	
Methylene chloride	ug/L	20	20.9	104	80-120	
Styrene	ug/L	20	20.8	104	80-123	
Tetrachloroethene	ug/L	20	20.2	101	80-123	
Toluene	ug/L	20	21.0	105	80-120	
trans-1,2-Dichloroethene	ug/L	20	19.6	98	80-120	
trans-1,3-Dichloropropene	ug/L	20	20.2	101	80-129	
Trichloroethene	ug/L	20	21.8	109	80-120	
Vinyl chloride	ug/L	20	19.9	100	62-125	
Xylene (Total)	ug/L	60	63.6	106	80-120	
1,2-Dichloroethane-d4 (S)	%			97	80-120	
4-Bromofluorobenzene (S)	%			100	80-120	
Toluene-d8 (S)	%			101	80-120	

Results presented on this page are in the units indicated by the "Units" column except where an alternate unit is presented to the right of the result.

REPORT OF LABORATORY ANALYSIS

This report shall not be reproduced, except in full,
without the written consent of Pace Analytical Services, Inc..

Pace Analytical Services, Inc.
9608 Loiret Blvd.
Lenexa, KS 66219
(913)599-5665

QUALITY CONTROL DATA

Project: FORT SMITH, AR
Pace Project No.: 60198856

QC Batch: MSV/70773 Analysis Method: EPA 5030B/8260
QC Batch Method: EPA 5030B/8260 Analysis Description: 8260 MSV Water 10 mL Purge
Associated Lab Samples: 60198856006, 60198856012, 60198856013

METHOD BLANK: 1605516 Matrix: Water
Associated Lab Samples: 60198856006, 60198856012, 60198856013

Parameter	Units	Blank Result	Reporting Limit	Analyzed	Qualifiers
1,1,1-Trichloroethane	ug/L	ND	1.0	07/23/15 08:32	
1,1,2,2-Tetrachloroethane	ug/L	ND	1.0	07/23/15 08:32	
1,1,2-Trichloroethane	ug/L	ND	1.0	07/23/15 08:32	
1,1-Dichloroethane	ug/L	ND	1.0	07/23/15 08:32	
1,1-Dichloroethene	ug/L	ND	1.0	07/23/15 08:32	
1,2-Dichloroethane	ug/L	ND	1.0	07/23/15 08:32	
1,2-Dichloropropane	ug/L	ND	1.0	07/23/15 08:32	
2-Butanone (MEK)	ug/L	ND	10.0	07/23/15 08:32	
2-Hexanone	ug/L	ND	10.0	07/23/15 08:32	
4-Methyl-2-pentanone (MIBK)	ug/L	ND	10.0	07/23/15 08:32	
Acetone	ug/L	ND	10.0	07/23/15 08:32	
Benzene	ug/L	ND	1.0	07/23/15 08:32	
Bromodichloromethane	ug/L	ND	1.0	07/23/15 08:32	
Bromoform	ug/L	ND	1.0	07/23/15 08:32	
Bromomethane	ug/L	ND	5.0	07/23/15 08:32	
Carbon disulfide	ug/L	ND	5.0	07/23/15 08:32	
Carbon tetrachloride	ug/L	ND	1.0	07/23/15 08:32	
Chlorobenzene	ug/L	ND	1.0	07/23/15 08:32	
Chloroethane	ug/L	ND	1.0	07/23/15 08:32	
Chloroform	ug/L	ND	1.0	07/23/15 08:32	
Chloromethane	ug/L	ND	1.0	07/23/15 08:32	
cis-1,2-Dichloroethene	ug/L	ND	1.0	07/23/15 08:32	
cis-1,3-Dichloropropene	ug/L	ND	1.0	07/23/15 08:32	
Dibromochloromethane	ug/L	ND	1.0	07/23/15 08:32	
Ethylbenzene	ug/L	ND	1.0	07/23/15 08:32	
Methylene chloride	ug/L	ND	1.0	07/23/15 08:32	
Styrene	ug/L	ND	1.0	07/23/15 08:32	
Tetrachloroethene	ug/L	ND	1.0	07/23/15 08:32	
Toluene	ug/L	ND	1.0	07/23/15 08:32	
trans-1,2-Dichloroethene	ug/L	ND	1.0	07/23/15 08:32	
trans-1,3-Dichloropropene	ug/L	ND	1.0	07/23/15 08:32	
Trichloroethene	ug/L	ND	1.0	07/23/15 08:32	
Vinyl chloride	ug/L	ND	1.0	07/23/15 08:32	
Xylene (Total)	ug/L	ND	3.0	07/23/15 08:32	
1,2-Dichloroethane-d4 (S)	%	99	80-120	07/23/15 08:32	
4-Bromofluorobenzene (S)	%	97	80-120	07/23/15 08:32	
Toluene-d8 (S)	%	98	80-120	07/23/15 08:32	

Results presented on this page are in the units indicated by the "Units" column except where an alternate unit is presented to the right of the result.

REPORT OF LABORATORY ANALYSIS

This report shall not be reproduced, except in full,
without the written consent of Pace Analytical Services, Inc..

Pace Analytical Services, Inc.
9608 Loiret Blvd.
Lenexa, KS 66219
(913)599-5665

QUALITY CONTROL DATA

Project: FORT SMITH, AR
Pace Project No.: 60198856

LABORATORY CONTROL SAMPLE: 1605517

Parameter	Units	Spike Conc.	LCS Result	LCS % Rec	% Rec Limits	Qualifiers
1,1,1-Trichloroethane	ug/L	20	20.0	100	80-120	
1,1,2,2-Tetrachloroethane	ug/L	20	19.8	99	73-121	
1,1,2-Trichloroethane	ug/L	20	18.7	94	80-120	
1,1-Dichloroethane	ug/L	20	20.6	103	80-120	
1,1-Dichloroethene	ug/L	20	19.3	96	80-120	
1,2-Dichloroethane	ug/L	20	20.2	101	81-120	
1,2-Dichloropropane	ug/L	20	19.1	96	80-120	
2-Butanone (MEK)	ug/L	100	102	102	67-122	
2-Hexanone	ug/L	100	103	103	75-121	
4-Methyl-2-pentanone (MIBK)	ug/L	100	104	104	76-120	
Acetone	ug/L	100	100	100	72-120	
Benzene	ug/L	20	21.2	106	80-120	
Bromodichloromethane	ug/L	20	20.4	102	80-120	
Bromoform	ug/L	20	18.7	93	73-138	
Bromomethane	ug/L	20	21.5	108	38-137	
Carbon disulfide	ug/L	20	19.0	95	71-129	
Carbon tetrachloride	ug/L	20	19.7	98	67-146	
Chlorobenzene	ug/L	20	19.8	99	80-120	
Chloroethane	ug/L	20	18.7	94	76-120	
Chloroform	ug/L	20	18.4	92	80-120	
Chloromethane	ug/L	20	18.8	94	34-165	
cis-1,2-Dichloroethene	ug/L	20	20.1	100	80-120	
cis-1,3-Dichloropropene	ug/L	20	20.5	102	80-120	
Dibromochloromethane	ug/L	20	19.1	96	80-126	
Ethylbenzene	ug/L	20	20.0	100	80-120	
Methylene chloride	ug/L	20	19.5	98	80-120	
Styrene	ug/L	20	19.8	99	80-123	
Tetrachloroethene	ug/L	20	18.6	93	80-123	
Toluene	ug/L	20	19.9	99	80-120	
trans-1,2-Dichloroethene	ug/L	20	18.8	94	80-120	
trans-1,3-Dichloropropene	ug/L	20	19.8	99	80-129	
Trichloroethene	ug/L	20	19.4	97	80-120	
Vinyl chloride	ug/L	20	18.8	94	62-125	
Xylene (Total)	ug/L	60	60.2	100	80-120	
1,2-Dichloroethane-d4 (S)	%			99	80-120	
4-Bromofluorobenzene (S)	%			98	80-120	
Toluene-d8 (S)	%			98	80-120	

Results presented on this page are in the units indicated by the "Units" column except where an alternate unit is presented to the right of the result.

REPORT OF LABORATORY ANALYSIS

This report shall not be reproduced, except in full,
without the written consent of Pace Analytical Services, Inc..

Pace Analytical Services, Inc.
9608 Loiret Blvd.
Lenexa, KS 66219
(913)599-5665

QUALITY CONTROL DATA

Project: FORT SMITH, AR
Pace Project No.: 60198856

QC Batch: WET/56210 Analysis Method: SM 2320B
QC Batch Method: SM 2320B Analysis Description: 2320B Alkalinity
Associated Lab Samples: 60198856001, 60198856002, 60198856004, 60198856006, 60198856007, 60198856008, 60198856009

METHOD BLANK: 1607719 Matrix: Water
Associated Lab Samples: 60198856001, 60198856002, 60198856004, 60198856006, 60198856007, 60198856008, 60198856009

Parameter	Units	Blank Result	Reporting Limit	Analyzed	Qualifiers
Alkalinity, Carbonate (CaCO3)	mg/L	ND	20.0	07/28/15 16:24	
Alkalinity, Total as CaCO3	mg/L	ND	20.0	07/28/15 16:24	
Alkalinity,Bicarbonate (CaCO3)	mg/L	ND	20.0	07/28/15 16:24	

LABORATORY CONTROL SAMPLE: 1607720

Parameter	Units	Spike Conc.	LCS Result	LCS % Rec	% Rec Limits	Qualifiers
Alkalinity, Total as CaCO3	mg/L	500	533	107	90-110	

SAMPLE DUPLICATE: 1607721

Parameter	Units	60198856001 Result	Dup Result	RPD	Max RPD	Qualifiers
Alkalinity, Carbonate (CaCO3)	mg/L	ND	ND		10	
Alkalinity, Total as CaCO3	mg/L	107	112	5	10	
Alkalinity,Bicarbonate (CaCO3)	mg/L	107	112	5	10	

SAMPLE DUPLICATE: 1607722

Parameter	Units	60198856009 Result	Dup Result	RPD	Max RPD	Qualifiers
Alkalinity, Carbonate (CaCO3)	mg/L	264	271	3	10	
Alkalinity, Total as CaCO3	mg/L	319	327	2	10	
Alkalinity,Bicarbonate (CaCO3)	mg/L	55.3	55.4	0	10	

Results presented on this page are in the units indicated by the "Units" column except where an alternate unit is presented to the right of the result.

REPORT OF LABORATORY ANALYSIS

This report shall not be reproduced, except in full,
without the written consent of Pace Analytical Services, Inc..

Pace Analytical Services, Inc.
9608 Loiret Blvd.
Lenexa, KS 66219
(913)599-5665

QUALITY CONTROL DATA

Project: FORT SMITH, AR
Pace Project No.: 60198856

QC Batch: WET/56230 Analysis Method: SM 2320B
QC Batch Method: SM 2320B Analysis Description: 2320B Alkalinity
Associated Lab Samples: 60198856012, 60198856013, 60198856014, 60198856015

METHOD BLANK: 1608309 Matrix: Water
Associated Lab Samples: 60198856012, 60198856013, 60198856014, 60198856015

Parameter	Units	Blank Result	Reporting Limit	Analyzed	Qualifiers
Alkalinity, Carbonate (CaCO3)	mg/L	ND	20.0	07/29/15 11:28	
Alkalinity, Total as CaCO3	mg/L	ND	20.0	07/29/15 11:28	
Alkalinity,Bicarbonate (CaCO3)	mg/L	ND	20.0	07/29/15 11:28	

LABORATORY CONTROL SAMPLE: 1608310

Parameter	Units	Spike Conc.	LCS Result	LCS % Rec	% Rec Limits	Qualifiers
Alkalinity, Total as CaCO3	mg/L	500	541	108	90-110	

SAMPLE DUPLICATE: 1608311

Parameter	Units	60198956002 Result	Dup Result	RPD	Max RPD	Qualifiers
Alkalinity, Carbonate (CaCO3)	mg/L	ND	ND		10	
Alkalinity, Total as CaCO3	mg/L	95.4	97.8	3	10	
Alkalinity,Bicarbonate (CaCO3)	mg/L	95.4	97.8	3	10	

SAMPLE DUPLICATE: 1608312

Parameter	Units	60198937003 Result	Dup Result	RPD	Max RPD	Qualifiers
Alkalinity, Carbonate (CaCO3)	mg/L	ND	ND		10	
Alkalinity, Total as CaCO3	mg/L	167	171	2	10	
Alkalinity,Bicarbonate (CaCO3)	mg/L	167	171	2	10	

Results presented on this page are in the units indicated by the "Units" column except where an alternate unit is presented to the right of the result.

REPORT OF LABORATORY ANALYSIS

This report shall not be reproduced, except in full,
without the written consent of Pace Analytical Services, Inc..

Pace Analytical Services, Inc.
9608 Loiret Blvd.
Lenexa, KS 66219
(913)599-5665

QUALITY CONTROL DATA

Project: FORT SMITH, AR
Pace Project No.: 60198856

QC Batch: WET/56246
QC Batch Method: SM 2320B
Analysis Method: SM 2320B
Analysis Description: 2320B Alkalinity
Associated Lab Samples: 60198856003

METHOD BLANK: 1608814
Matrix: Water
Associated Lab Samples: 60198856003

Parameter	Units	Blank Result	Reporting Limit	Analyzed	Qualifiers
Alkalinity, Carbonate (CaCO3)	mg/L	ND	20.0	07/29/15 15:38	
Alkalinity, Total as CaCO3	mg/L	ND	20.0	07/29/15 15:38	
Alkalinity,Bicarbonate (CaCO3)	mg/L	ND	20.0	07/29/15 15:38	

LABORATORY CONTROL SAMPLE: 1608815

Parameter	Units	Spike Conc.	LCS Result	LCS % Rec	% Rec Limits	Qualifiers
Alkalinity, Total as CaCO3	mg/L	500	538	108	90-110	

SAMPLE DUPLICATE: 1608816

Parameter	Units	60198937023 Result	Dup Result	RPD	Max RPD	Qualifiers
Alkalinity, Carbonate (CaCO3)	mg/L	ND	ND		10	
Alkalinity, Total as CaCO3	mg/L	15.7J	14.0J		10	
Alkalinity,Bicarbonate (CaCO3)	mg/L	15.7J	14.0J		10	

SAMPLE DUPLICATE: 1608817

Parameter	Units	60199063002 Result	Dup Result	RPD	Max RPD	Qualifiers
Alkalinity, Carbonate (CaCO3)	mg/L	ND	153J		10	
Alkalinity, Total as CaCO3	mg/L	1270	1370	8	10	
Alkalinity,Bicarbonate (CaCO3)	mg/L	1110	1220	10	10	

Results presented on this page are in the units indicated by the "Units" column except where an alternate unit is presented to the right of the result.

REPORT OF LABORATORY ANALYSIS

This report shall not be reproduced, except in full,
without the written consent of Pace Analytical Services, Inc..

Pace Analytical Services, Inc.
9608 Loiret Blvd.
Lenexa, KS 66219
(913)599-5665

QUALITY CONTROL DATA

Project: FORT SMITH, AR
Pace Project No.: 60198856

QC Batch: WET/56096 Analysis Method: SM 4500-S-2 D
QC Batch Method: SM 4500-S-2 D Analysis Description: 4500S2D Sulfide, Total
Associated Lab Samples: 60198856001, 60198856002, 60198856003, 60198856004, 60198856006, 60198856007, 60198856008, 60198856009

METHOD BLANK: 1604702 Matrix: Water
Associated Lab Samples: 60198856001, 60198856002, 60198856003, 60198856004, 60198856006, 60198856007, 60198856008, 60198856009

Parameter	Units	Blank Result	Reporting Limit	Analyzed	Qualifiers
Sulfide, Total	mg/L	ND	0.050	07/22/15 13:24	

LABORATORY CONTROL SAMPLE: 1604703

Parameter	Units	Spike Conc.	LCS Result	LCS % Rec	% Rec Limits	Qualifiers
Sulfide, Total	mg/L	.5	0.47	95	80-120	

MATRIX SPIKE SAMPLE: 1604704

Parameter	Units	60198566001 Result	Spike Conc.	MS Result	MS % Rec	% Rec Limits	Qualifiers
Sulfide, Total	mg/L	0.42	.5	0.76	69	75-125	M1

SAMPLE DUPLICATE: 1604705

Parameter	Units	60198617002 Result	Dup Result	RPD	Max RPD	Qualifiers
Sulfide, Total	mg/L	ND	ND		20	

SAMPLE DUPLICATE: 1604706

Parameter	Units	60198856008 Result	Dup Result	RPD	Max RPD	Qualifiers
Sulfide, Total	mg/L	ND	ND		20	

Results presented on this page are in the units indicated by the "Units" column except where an alternate unit is presented to the right of the result.

REPORT OF LABORATORY ANALYSIS

This report shall not be reproduced, except in full,
without the written consent of Pace Analytical Services, Inc..

Pace Analytical Services, Inc.
9608 Loiret Blvd.
Lenexa, KS 66219
(913)599-5665

QUALITY CONTROL DATA

Project: FORT SMITH, AR
Pace Project No.: 60198856

QC Batch: WET/56115 Analysis Method: SM 4500-S-2 D
QC Batch Method: SM 4500-S-2 D Analysis Description: 4500S2D Sulfide, Total
Associated Lab Samples: 60198856012, 60198856013, 60198856014, 60198856015

METHOD BLANK: 1605165 Matrix: Water
Associated Lab Samples: 60198856012, 60198856013, 60198856014, 60198856015

Parameter	Units	Blank Result	Reporting Limit	Analyzed	Qualifiers
Sulfide, Total	mg/L	ND	0.050	07/27/15 09:35	

LABORATORY CONTROL SAMPLE: 1605166

Parameter	Units	Spike Conc.	LCS Result	LCS % Rec	% Rec Limits	Qualifiers
Sulfide, Total	mg/L	.5	0.48	96	80-120	

MATRIX SPIKE SAMPLE: 1605167

Parameter	Units	60198856012 Result	Spike Conc.	MS Result	MS % Rec	% Rec Limits	Qualifiers
Sulfide, Total	mg/L	ND	.5	0.21	41	75-125	M1

SAMPLE DUPLICATE: 1605168

Parameter	Units	60198856013 Result	Dup Result	RPD	Max RPD	Qualifiers
Sulfide, Total	mg/L	ND	ND		20	

SAMPLE DUPLICATE: 1605169

Parameter	Units	60198937006 Result	Dup Result	RPD	Max RPD	Qualifiers
Sulfide, Total	mg/L	ND	ND		20	

Results presented on this page are in the units indicated by the "Units" column except where an alternate unit is presented to the right of the result.

REPORT OF LABORATORY ANALYSIS

This report shall not be reproduced, except in full,
without the written consent of Pace Analytical Services, Inc..

Pace Analytical Services, Inc.
9608 Loiret Blvd.
Lenexa, KS 66219
(913)599-5665

QUALITY CONTROL DATA

Project: FORT SMITH, AR
Pace Project No.: 60198856

QC Batch: WETA/35132 Analysis Method: EPA 300.0
QC Batch Method: EPA 300.0 Analysis Description: 300.0 IC Anions
Associated Lab Samples: 60198856001, 60198856002, 60198856003, 60198856004, 60198856006, 60198856007, 60198856008, 60198856009

METHOD BLANK: 1604960 Matrix: Water
Associated Lab Samples: 60198856001, 60198856002, 60198856003, 60198856004, 60198856006, 60198856007, 60198856008, 60198856009

Parameter	Units	Blank Result	Reporting Limit	Analyzed	Qualifiers
Chloride	mg/L	ND	1.0	07/22/15 16:10	
Sulfate	mg/L	ND	1.0	07/22/15 16:10	

METHOD BLANK: 1605456 Matrix: Water
Associated Lab Samples: 60198856001, 60198856002, 60198856003, 60198856004, 60198856006, 60198856007, 60198856008, 60198856009

Parameter	Units	Blank Result	Reporting Limit	Analyzed	Qualifiers
Chloride	mg/L	ND	1.0	07/23/15 10:03	
Sulfate	mg/L	ND	1.0	07/23/15 10:03	

LABORATORY CONTROL SAMPLE: 1604961

Parameter	Units	Spike Conc.	LCS Result	LCS % Rec	% Rec Limits	Qualifiers
Chloride	mg/L	5	4.9	97	90-110	
Sulfate	mg/L	5	4.8	97	90-110	

LABORATORY CONTROL SAMPLE: 1605457

Parameter	Units	Spike Conc.	LCS Result	LCS % Rec	% Rec Limits	Qualifiers
Chloride	mg/L	5	4.8	97	90-110	
Sulfate	mg/L	5	4.8	95	90-110	

MATRIX SPIKE SAMPLE: 1604962

Parameter	Units	60198591001 Result	Spike Conc.	MS Result	MS % Rec	% Rec Limits	Qualifiers
Chloride	mg/L	205	100	298	93	80-120	
Sulfate	mg/L	64.6	100	164	99	80-120	

Results presented on this page are in the units indicated by the "Units" column except where an alternate unit is presented to the right of the result.

REPORT OF LABORATORY ANALYSIS

This report shall not be reproduced, except in full,
without the written consent of Pace Analytical Services, Inc..

Pace Analytical Services, Inc.
9608 Loiret Blvd.
Lenexa, KS 66219
(913)599-5665

QUALITY CONTROL DATA

Project: FORT SMITH, AR
Pace Project No.: 60198856

MATRIX SPIKE & MATRIX SPIKE DUPLICATE: 1604963 1604964

Parameter	Units	60198864002 Result	MS Spike Conc.	MSD Spike Conc.	MS Result	MSD Result	MS % Rec	MSD % Rec	% Rec Limits	RPD	Max RPD	Qual
Chloride	mg/L	2120	1000	1000	3080	3080	95	96	80-120	0	15	
Sulfate	mg/L	2000	1000	1000	2920	2920	91	92	80-120	0	15	

Results presented on this page are in the units indicated by the "Units" column except where an alternate unit is presented to the right of the result.

REPORT OF LABORATORY ANALYSIS

This report shall not be reproduced, except in full,
without the written consent of Pace Analytical Services, Inc..

Pace Analytical Services, Inc.
9608 Loiret Blvd.
Lenexa, KS 66219
(913)599-5665

QUALITY CONTROL DATA

Project: FORT SMITH, AR
Pace Project No.: 60198856

QC Batch: WETA/35144 Analysis Method: EPA 300.0
QC Batch Method: EPA 300.0 Analysis Description: 300.0 IC Anions
Associated Lab Samples: 60198856012, 60198856013, 60198856014, 60198856015

METHOD BLANK: 1605430 Matrix: Water
Associated Lab Samples: 60198856012, 60198856013, 60198856014, 60198856015

Parameter	Units	Blank Result	Reporting Limit	Analyzed	Qualifiers
Chloride	mg/L	ND	1.0	07/23/15 17:05	
Sulfate	mg/L	ND	1.0	07/23/15 17:05	

METHOD BLANK: 1607325 Matrix: Water
Associated Lab Samples: 60198856012, 60198856013, 60198856014, 60198856015

Parameter	Units	Blank Result	Reporting Limit	Analyzed	Qualifiers
Chloride	mg/L	ND	1.0	07/27/15 23:11	
Sulfate	mg/L	ND	1.0	07/27/15 23:11	

LABORATORY CONTROL SAMPLE: 1605431

Parameter	Units	Spike Conc.	LCS Result	LCS % Rec	% Rec Limits	Qualifiers
Chloride	mg/L	5	4.6	93	90-110	
Sulfate	mg/L	5	4.9	97	90-110	

LABORATORY CONTROL SAMPLE: 1607326

Parameter	Units	Spike Conc.	LCS Result	LCS % Rec	% Rec Limits	Qualifiers
Chloride	mg/L	5	4.9	98	90-110	
Sulfate	mg/L	5	4.8	97	90-110	

MATRIX SPIKE & MATRIX SPIKE DUPLICATE: 1605432 1605433

Parameter	Units	60198956002 Result	MS Spike Conc.	MSD Spike Conc.	MS Result	MSD Result	MS % Rec	MSD % Rec	% Rec Limits	RPD	Max RPD	Qual
Chloride	mg/L	2190	1000	1000	3140	3180	95	98	80-120	1	15	
Sulfate	mg/L	2090	1000	1000	3030	3030	94	94	80-120	0	15	

Results presented on this page are in the units indicated by the "Units" column except where an alternate unit is presented to the right of the result.

REPORT OF LABORATORY ANALYSIS

This report shall not be reproduced, except in full,
without the written consent of Pace Analytical Services, Inc..

Pace Analytical Services, Inc.
9608 Loiret Blvd.
Lenexa, KS 66219
(913)599-5665

QUALITY CONTROL DATA

Project: FORT SMITH, AR
Pace Project No.: 60198856

QC Batch: WETA/35118 Analysis Method: EPA 350.1
QC Batch Method: EPA 350.1 Analysis Description: 350.1 Ammonia
Associated Lab Samples: 60198856001, 60198856002, 60198856003, 60198856004, 60198856006, 60198856007, 60198856008, 60198856009

METHOD BLANK: 1604480 Matrix: Water
Associated Lab Samples: 60198856001, 60198856002, 60198856003, 60198856004, 60198856006, 60198856007, 60198856008, 60198856009

Parameter	Units	Blank Result	Reporting Limit	Analyzed	Qualifiers
Nitrogen, Ammonia	mg/L	ND	0.10	07/21/15 15:40	

LABORATORY CONTROL SAMPLE: 1604481

Parameter	Units	Spike Conc.	LCS Result	LCS % Rec	% Rec Limits	Qualifiers
Nitrogen, Ammonia	mg/L	2	2.1	104	90-110	

MATRIX SPIKE SAMPLE: 1604482

Parameter	Units	60198856001 Result	Spike Conc.	MS Result	MS % Rec	% Rec Limits	Qualifiers
Nitrogen, Ammonia	mg/L	ND	2	1.4	72	90-110	M1

SAMPLE DUPLICATE: 1604483

Parameter	Units	60198856002 Result	Dup Result	RPD	Max RPD	Qualifiers
Nitrogen, Ammonia	mg/L	ND	ND		18	

Results presented on this page are in the units indicated by the "Units" column except where an alternate unit is presented to the right of the result.

REPORT OF LABORATORY ANALYSIS

This report shall not be reproduced, except in full,
without the written consent of Pace Analytical Services, Inc..

Pace Analytical Services, Inc.
9608 Loiret Blvd.
Lenexa, KS 66219
(913)599-5665

QUALITY CONTROL DATA

Project: FORT SMITH, AR
Pace Project No.: 60198856

QC Batch: WETA/35191 Analysis Method: EPA 350.1
QC Batch Method: EPA 350.1 Analysis Description: 350.1 Ammonia
Associated Lab Samples: 60198856012, 60198856013, 60198856014, 60198856015

METHOD BLANK: 1607287 Matrix: Water
Associated Lab Samples: 60198856012, 60198856013, 60198856014, 60198856015

Parameter	Units	Blank Result	Reporting Limit	Analyzed	Qualifiers
Nitrogen, Ammonia	mg/L	ND	0.10	07/27/15 11:58	

LABORATORY CONTROL SAMPLE: 1607288

Parameter	Units	Spike Conc.	LCS Result	LCS % Rec	% Rec Limits	Qualifiers
Nitrogen, Ammonia	mg/L	2	2.1	104	90-110	

MATRIX SPIKE SAMPLE: 1607289

Parameter	Units	60198875003 Result	Spike Conc.	MS Result	MS % Rec	% Rec Limits	Qualifiers
Nitrogen, Ammonia	mg/L	0.18	2	2.2	99	90-110	

MATRIX SPIKE SAMPLE: 1607290

Parameter	Units	60198993002 Result	Spike Conc.	MS Result	MS % Rec	% Rec Limits	Qualifiers
Nitrogen, Ammonia	mg/L	ND	2	1.9	95	90-110	

SAMPLE DUPLICATE: 1607291

Parameter	Units	60198952002 Result	Dup Result	RPD	Max RPD	Qualifiers
Nitrogen, Ammonia	mg/L	ND	ND		18	

Results presented on this page are in the units indicated by the "Units" column except where an alternate unit is presented to the right of the result.

REPORT OF LABORATORY ANALYSIS

This report shall not be reproduced, except in full,
without the written consent of Pace Analytical Services, Inc..

Pace Analytical Services, Inc.
9608 Loiret Blvd.
Lenexa, KS 66219
(913)599-5665

QUALITY CONTROL DATA

Project: FORT SMITH, AR
Pace Project No.: 60198856

QC Batch: WETA/35114 Analysis Method: EPA 353.2
QC Batch Method: EPA 353.2 Analysis Description: 353.2 Nitrate + Nitrite, Unpres.
Associated Lab Samples: 60198856001, 60198856002, 60198856003, 60198856004, 60198856006, 60198856007, 60198856008, 60198856009

METHOD BLANK: 1604378 Matrix: Water
Associated Lab Samples: 60198856001, 60198856002, 60198856003, 60198856004, 60198856006, 60198856007, 60198856008, 60198856009

Parameter	Units	Blank Result	Reporting Limit	Analyzed	Qualifiers
Nitrogen, Nitrate	mg/L	ND	0.10	07/22/15 05:59	
Nitrogen, Nitrite	mg/L	ND	0.10	07/22/15 05:59	
Nitrogen, NO2 plus NO3	mg/L	ND	0.10	07/22/15 05:59	

LABORATORY CONTROL SAMPLE: 1604379

Parameter	Units	Spike Conc.	LCS Result	LCS % Rec	% Rec Limits	Qualifiers
Nitrogen, Nitrate	mg/L	1.6	1.6	100	85-115	
Nitrogen, Nitrite	mg/L	.4	0.37	93	90-110	
Nitrogen, NO2 plus NO3	mg/L	2	2.0	98	90-110	

MATRIX SPIKE SAMPLE: 1604380

Parameter	Units	60198856001 Result	Spike Conc.	MS Result	MS % Rec	% Rec Limits	Qualifiers
Nitrogen, Nitrate	mg/L	0.18	1.6	2.0	114	85-115	
Nitrogen, Nitrite	mg/L	ND	.4	0.43	107	90-110	
Nitrogen, NO2 plus NO3	mg/L	0.18	2	2.4	112	90-110	M1

SAMPLE DUPLICATE: 1604381

Parameter	Units	60198856007 Result	Dup Result	RPD	Max RPD	Qualifiers
Nitrogen, Nitrate	mg/L	ND	ND		20	
Nitrogen, Nitrite	mg/L	ND	ND		20	
Nitrogen, NO2 plus NO3	mg/L	ND	ND		20	

Results presented on this page are in the units indicated by the "Units" column except where an alternate unit is presented to the right of the result.

REPORT OF LABORATORY ANALYSIS

This report shall not be reproduced, except in full,
without the written consent of Pace Analytical Services, Inc..

Pace Analytical Services, Inc.
9608 Loiret Blvd.
Lenexa, KS 66219
(913)599-5665

QUALITY CONTROL DATA

Project: FORT SMITH, AR
Pace Project No.: 60198856

QC Batch: WETA/35130 Analysis Method: EPA 353.2
QC Batch Method: EPA 353.2 Analysis Description: 353.2 Nitrate + Nitrite, Unpres.
Associated Lab Samples: 60198856012, 60198856013, 60198856014, 60198856015

METHOD BLANK: 1604857 Matrix: Water
Associated Lab Samples: 60198856012, 60198856013, 60198856014, 60198856015

Parameter	Units	Blank Result	Reporting Limit	Analyzed	Qualifiers
Nitrogen, Nitrate	mg/L	ND	0.10	07/22/15 11:55	
Nitrogen, Nitrite	mg/L	ND	0.10	07/22/15 11:55	
Nitrogen, NO2 plus NO3	mg/L	ND	0.10	07/22/15 11:55	

LABORATORY CONTROL SAMPLE: 1604858

Parameter	Units	Spike Conc.	LCS Result	LCS % Rec	% Rec Limits	Qualifiers
Nitrogen, Nitrate	mg/L	1.6	1.6	99	85-115	
Nitrogen, Nitrite	mg/L	.4	0.37	93	90-110	
Nitrogen, NO2 plus NO3	mg/L	2	2.0	98	90-110	

MATRIX SPIKE SAMPLE: 1604860

Parameter	Units	60198871003 Result	Spike Conc.	MS Result	MS % Rec	% Rec Limits	Qualifiers
Nitrogen, Nitrate	mg/L	9.1	8	17.0	99	85-115	
Nitrogen, Nitrite	mg/L	ND	2	2.2	110	90-110	
Nitrogen, NO2 plus NO3	mg/L	9.1	10	19.2	101	90-110	

SAMPLE DUPLICATE: 1604859

Parameter	Units	60198925001 Result	Dup Result	RPD	Max RPD	Qualifiers
Nitrogen, Nitrate	mg/L	37.2	37.5	1	20	
Nitrogen, Nitrite	mg/L	ND	ND		20	
Nitrogen, NO2 plus NO3	mg/L	37.2	37.5	1	20	

Results presented on this page are in the units indicated by the "Units" column except where an alternate unit is presented to the right of the result.

REPORT OF LABORATORY ANALYSIS

This report shall not be reproduced, except in full,
without the written consent of Pace Analytical Services, Inc..

Pace Analytical Services, Inc.
9608 Loiret Blvd.
Lenexa, KS 66219
(913)599-5665

QUALITY CONTROL DATA

Project: FORT SMITH, AR
Pace Project No.: 60198856

QC Batch: WETA/35209 Analysis Method: SM 5310C
QC Batch Method: SM 5310C Analysis Description: 5310C Total Organic Carbon
Associated Lab Samples: 60198856001, 60198856002, 60198856003, 60198856004, 60198856006, 60198856007, 60198856008, 60198856009

METHOD BLANK: 1607699 Matrix: Water
Associated Lab Samples: 60198856001, 60198856002, 60198856003, 60198856004, 60198856006, 60198856007, 60198856008, 60198856009

Parameter	Units	Blank Result	Reporting Limit	Analyzed	Qualifiers
Total Organic Carbon	mg/L	ND	1.0	07/28/15 12:24	

LABORATORY CONTROL SAMPLE: 1607700

Parameter	Units	Spike Conc.	LCS Result	LCS % Rec	% Rec Limits	Qualifiers
Total Organic Carbon	mg/L	5	5.4	108	80-120	

MATRIX SPIKE SAMPLE: 1607701

Parameter	Units	60198630001 Result	Spike Conc.	MS Result	MS % Rec	% Rec Limits	Qualifiers
Total Organic Carbon	mg/L	14.3	10	23.5	93	80-120	

SAMPLE DUPLICATE: 1607702

Parameter	Units	60198632001 Result	Dup Result	RPD	Max RPD	Qualifiers
Total Organic Carbon	mg/L	8.8	8.6	2	25	

Results presented on this page are in the units indicated by the "Units" column except where an alternate unit is presented to the right of the result.

REPORT OF LABORATORY ANALYSIS

This report shall not be reproduced, except in full,
without the written consent of Pace Analytical Services, Inc..

Pace Analytical Services, Inc.
9608 Loiret Blvd.
Lenexa, KS 66219
(913)599-5665

QUALITY CONTROL DATA

Project: FORT SMITH, AR
Pace Project No.: 60198856

QC Batch: WETA/35246 Analysis Method: SM 5310C
QC Batch Method: SM 5310C Analysis Description: 5310C Total Organic Carbon
Associated Lab Samples: 60198856012, 60198856013, 60198856014, 60198856015

METHOD BLANK: 1609163 Matrix: Water
Associated Lab Samples: 60198856012, 60198856013, 60198856014, 60198856015

Parameter	Units	Blank Result	Reporting Limit	Analyzed	Qualifiers
Total Organic Carbon	mg/L	ND	1.0	07/30/15 13:54	

LABORATORY CONTROL SAMPLE: 1609164

Parameter	Units	Spike Conc.	LCS Result	LCS % Rec	% Rec Limits	Qualifiers
Total Organic Carbon	mg/L	5	5.2	104	80-120	

MATRIX SPIKE SAMPLE: 1609165

Parameter	Units	60198937001 Result	Spike Conc.	MS Result	MS % Rec	% Rec Limits	Qualifiers
Total Organic Carbon	mg/L	ND	5	3.2	58	80-120	M1

SAMPLE DUPLICATE: 1609166

Parameter	Units	60198937003 Result	Dup Result	RPD	Max RPD	Qualifiers
Total Organic Carbon	mg/L	0.67J	0.67J		25	

Results presented on this page are in the units indicated by the "Units" column except where an alternate unit is presented to the right of the result.

REPORT OF LABORATORY ANALYSIS

This report shall not be reproduced, except in full,
without the written consent of Pace Analytical Services, Inc..

Pace Analytical Services, Inc.
9608 Loiret Blvd.
Lenexa, KS 66219
(913)599-5665

QUALITY CONTROL DATA

Project: FORT SMITH, AR
Pace Project No.: 60198856

QC Batch: WETA/8677 Analysis Method: SM 4500-P E
QC Batch Method: SM4500-P B Analysis Description: SM4500P-E, Total Phosphorus
Associated Lab Samples: 60198856001, 60198856002, 60198856003, 60198856004, 60198856006, 60198856007, 60198856008, 60198856009

METHOD BLANK: 153203 Matrix: Water
Associated Lab Samples: 60198856001, 60198856002, 60198856003, 60198856004, 60198856006, 60198856007, 60198856008, 60198856009

Parameter	Units	Blank Result	Reporting Limit	Analyzed	Qualifiers
Phosphate as P04	mg/L	ND	0.030	07/23/15 13:45	

LABORATORY CONTROL SAMPLE: 153204

Parameter	Units	Spike Conc.	LCS Result	LCS % Rec	% Rec Limits	Qualifiers
Phosphate as P04	mg/L	1.5	1.6	103	80-120	

MATRIX SPIKE & MATRIX SPIKE DUPLICATE: 153205 153206

Parameter	Units	7528199003 Result	MS Spike Conc.	MSD Spike Conc.	MS Result	MSD Result	MS % Rec	MSD % Rec	% Rec Limits	RPD	Max RPD	Qual
Phosphate as P04	mg/L	3.4	1.5	1.5	5.2	5.3	121	125	80-120	1	20	M1

MATRIX SPIKE & MATRIX SPIKE DUPLICATE: 153209 153210

Parameter	Units	7528378001 Result	MS Spike Conc.	MSD Spike Conc.	MS Result	MSD Result	MS % Rec	MSD % Rec	% Rec Limits	RPD	Max RPD	Qual
Phosphate as P04	mg/L	4.4	1.5	1.5	5.5	5.9	68	96	80-120	7	20	M1

Results presented on this page are in the units indicated by the "Units" column except where an alternate unit is presented to the right of the result.

REPORT OF LABORATORY ANALYSIS

This report shall not be reproduced, except in full,
without the written consent of Pace Analytical Services, Inc..

Pace Analytical Services, Inc.
9608 Loiret Blvd.
Lenexa, KS 66219
(913)599-5665

QUALITY CONTROL DATA

Project: FORT SMITH, AR
Pace Project No.: 60198856

QC Batch: WETA/8714 Analysis Method: SM 4500-P E
QC Batch Method: SM4500-P B Analysis Description: SM4500P-E, Total Phosphorus
Associated Lab Samples: 60198856012, 60198856013, 60198856014, 60198856015

METHOD BLANK: 154314 Matrix: Water
Associated Lab Samples: 60198856012, 60198856013, 60198856014, 60198856015

Parameter	Units	Blank Result	Reporting Limit	Analyzed	Qualifiers
Phosphate as P04	mg/L	ND	0.030	07/28/15 15:06	

LABORATORY CONTROL SAMPLE: 154315

Parameter	Units	Spike Conc.	LCS Result	LCS % Rec	% Rec Limits	Qualifiers
Phosphate as P04	mg/L	1.5	1.4	91	80-120	

MATRIX SPIKE & MATRIX SPIKE DUPLICATE: 154316 154317

Parameter	Units	60198937025 Result	MS Spike Conc.	MSD Spike Conc.	MS Result	MSD Result	MS % Rec	MSD % Rec	% Rec Limits	RPD	Max RPD	Qual
Phosphate as P04	mg/L	0.13	1.5	1.5	1.3	1.4	78	81	80-120	4	20	M1

Results presented on this page are in the units indicated by the "Units" column except where an alternate unit is presented to the right of the result.

REPORT OF LABORATORY ANALYSIS

This report shall not be reproduced, except in full,
without the written consent of Pace Analytical Services, Inc..

Pace Analytical Services, Inc.
9608 Loiret Blvd.
Lenexa, KS 66219
(913)599-5665

QUALIFIERS

Project: FORT SMITH, AR
Pace Project No.: 60198856

DEFINITIONS

DF - Dilution Factor, if reported, represents the factor applied to the reported data due to dilution of the sample aliquot.

ND - Not Detected at or above adjusted reporting limit.

J - Estimated concentration above the adjusted method detection limit and below the adjusted reporting limit.

MDL - Adjusted Method Detection Limit.

PQL - Practical Quantitation Limit.

RL - Reporting Limit.

S - Surrogate

1,2-Diphenylhydrazine decomposes to and cannot be separated from Azobenzene using Method 8270. The result for each analyte is a combined concentration.

Consistent with EPA guidelines, unrounded data are displayed and have been used to calculate % recovery and RPD values.

LCS(D) - Laboratory Control Sample (Duplicate)

MS(D) - Matrix Spike (Duplicate)

DUP - Sample Duplicate

RPD - Relative Percent Difference

NC - Not Calculable.

SG - Silica Gel - Clean-Up

U - Indicates the compound was analyzed for, but not detected.

N-Nitrosodiphenylamine decomposes and cannot be separated from Diphenylamine using Method 8270. The result reported for each analyte is a combined concentration.

Pace Analytical is TNI accredited. Contact your Pace PM for the current list of accredited analytes.

TNI - The NELAC Institute.

LABORATORIES

PASI-D	Pace Analytical Services - Dallas
PASI-K	Pace Analytical Services - Kansas City

BATCH QUALIFIERS

Batch: MSV/70751

[M5] A matrix spike/matrix spike duplicate was not performed for this batch due to insufficient sample volume.

Batch: MSV/70753

[M5] A matrix spike/matrix spike duplicate was not performed for this batch due to insufficient sample volume.

Batch: MSV/70773

[M5] A matrix spike/matrix spike duplicate was not performed for this batch due to insufficient sample volume.

Batch: WET/56403

[1] Ferrous Iron performed in the field

ANALYTE QUALIFIERS

1e	Field pH
B	Analyte was detected in the associated method blank.
H6	Analysis initiated outside of the 15 minute EPA recommended holding time.
HS	Results are from sample aliquot taken from VOA vial with headspace (air bubble greater than 6 mm diameter).
M1	Matrix spike recovery exceeded QC limits. Batch accepted based on laboratory control sample (LCS) recovery.

This report shall not be reproduced, except in full,
without the written consent of Pace Analytical Services, Inc..

Pace Analytical Services, Inc.
9608 Loiret Blvd.
Lenexa, KS 66219
(913)599-5665

QUALITY CONTROL DATA CROSS REFERENCE TABLE

Project: FORT SMITH, AR
Pace Project No.: 60198856

Lab ID	Sample ID	QC Batch Method	QC Batch	Analytical Method	Analytical Batch
60198856001	MW-66-201507	EPA 8015 - Alcohol	GCSV/4153		
60198856002	MW-67R-201507	EPA 8015 - Alcohol	GCSV/4153		
60198856003	MW-36R-201507	EPA 8015 - Alcohol	GCSV/4153		
60198856004	MW-71-201507	EPA 8015 - Alcohol	GCSV/4153		
60198856006	MW-40R-201507	EPA 8015 - Alcohol	GCSV/4153		
60198856007	MW-68-201507	EPA 8015 - Alcohol	GCSV/4153		
60198856008	MW-39R-201507	EPA 8015 - Alcohol	GCSV/4153		
60198856009	MW-65-201507	EPA 8015 - Alcohol	GCSV/4153		
60198856012	MW-56-201507	EPA 8015 - Alcohol	GCSV/4153		
60198856013	MW-57R-201507	EPA 8015 - Alcohol	GCSV/4153		
60198856014	IW-72-201507	EPA 8015 - Alcohol	GCSV/4153		
60198856015	MW-55R-201507	EPA 8015 - Alcohol	GCSV/4153		
60198856001	MW-66-201507	EPA 3010	MPRP/32595	EPA 6010	ICP/24100
60198856002	MW-67R-201507	EPA 3010	MPRP/32595	EPA 6010	ICP/24100
60198856003	MW-36R-201507	EPA 3010	MPRP/32595	EPA 6010	ICP/24100
60198856004	MW-71-201507	EPA 3010	MPRP/32595	EPA 6010	ICP/24100
60198856006	MW-40R-201507	EPA 3010	MPRP/32595	EPA 6010	ICP/24100
60198856007	MW-68-201507	EPA 3010	MPRP/32595	EPA 6010	ICP/24100
60198856008	MW-39R-201507	EPA 3010	MPRP/32595	EPA 6010	ICP/24100
60198856009	MW-65-201507	EPA 3010	MPRP/32595	EPA 6010	ICP/24100
60198856012	MW-56-201507	EPA 3010	MPRP/32640	EPA 6010	ICP/24124
60198856013	MW-57R-201507	EPA 3010	MPRP/32640	EPA 6010	ICP/24124
60198856014	IW-72-201507	EPA 3010	MPRP/32640	EPA 6010	ICP/24124
60198856015	MW-55R-201507	EPA 3010	MPRP/32640	EPA 6010	ICP/24124
60198856001	MW-66-201507	EPA 5030B/8260	MSV/70751		
60198856002	MW-67R-201507	EPA 5030B/8260	MSV/70751		
60198856003	MW-36R-201507	EPA 5030B/8260	MSV/70751		
60198856004	MW-71-201507	EPA 5030B/8260	MSV/70751		
60198856005	EB-01-201507	EPA 5030B/8260	MSV/70751		
60198856006	MW-40R-201507	EPA 5030B/8260	MSV/70753		
60198856006	MW-40R-201507	EPA 5030B/8260	MSV/70773		
60198856007	MW-68-201507	EPA 5030B/8260	MSV/70753		
60198856008	MW-39R-201507	EPA 5030B/8260	MSV/70753		
60198856009	MW-65-201507	EPA 5030B/8260	MSV/70753		
60198856010	TB-02-201507	EPA 5030B/8260	MSV/70753		
60198856011	TB-03-201507	EPA 5030B/8260	MSV/70753		
60198856012	MW-56-201507	EPA 5030B/8260	MSV/70773		
60198856013	MW-57R-201507	EPA 5030B/8260	MSV/70753		
60198856013	MW-57R-201507	EPA 5030B/8260	MSV/70773		
60198856014	IW-72-201507	EPA 5030B/8260	MSV/70753		
60198856015	MW-55R-201507	EPA 5030B/8260	MSV/70753		
60198856016	TB-01-201507	EPA 5030B/8260	MSV/70753		
60198856001	MW-66-201507	SM 2320B	WET/56210		

This report shall not be reproduced, except in full,
without the written consent of Pace Analytical Services, Inc..

Pace Analytical Services, Inc.
9608 Loiret Blvd.
Lenexa, KS 66219
(913)599-5665

QUALITY CONTROL DATA CROSS REFERENCE TABLE

Project: FORT SMITH, AR
Pace Project No.: 60198856

Lab ID	Sample ID	QC Batch Method	QC Batch	Analytical Method	Analytical Batch
60198856002	MW-67R-201507	SM 2320B	WET/56210		
60198856003	MW-36R-201507	SM 2320B	WET/56246		
60198856004	MW-71-201507	SM 2320B	WET/56210		
60198856006	MW-40R-201507	SM 2320B	WET/56210		
60198856007	MW-68-201507	SM 2320B	WET/56210		
60198856008	MW-39R-201507	SM 2320B	WET/56210		
60198856009	MW-65-201507	SM 2320B	WET/56210		
60198856012	MW-56-201507	SM 2320B	WET/56230		
60198856013	MW-57R-201507	SM 2320B	WET/56230		
60198856014	IW-72-201507	SM 2320B	WET/56230		
60198856015	MW-55R-201507	SM 2320B	WET/56230		
60198856001	MW-66-201507	SM 3500-Fe B#4	WET/56403		
60198856002	MW-67R-201507	SM 3500-Fe B#4	WET/56403		
60198856003	MW-36R-201507	SM 3500-Fe B#4	WET/56403		
60198856004	MW-71-201507	SM 3500-Fe B#4	WET/56403		
60198856006	MW-40R-201507	SM 3500-Fe B#4	WET/56403		
60198856007	MW-68-201507	SM 3500-Fe B#4	WET/56403		
60198856008	MW-39R-201507	SM 3500-Fe B#4	WET/56403		
60198856009	MW-65-201507	SM 3500-Fe B#4	WET/56403		
60198856012	MW-56-201507	SM 3500-Fe B#4	WET/56403		
60198856013	MW-57R-201507	SM 3500-Fe B#4	WET/56403		
60198856014	IW-72-201507	SM 3500-Fe B#4	WET/56403		
60198856015	MW-55R-201507	SM 3500-Fe B#4	WET/56403		
60198856001	MW-66-201507	SM 4500-H+B	WET/56404		
60198856002	MW-67R-201507	SM 4500-H+B	WET/56404		
60198856003	MW-36R-201507	SM 4500-H+B	WET/56404		
60198856004	MW-71-201507	SM 4500-H+B	WET/56404		
60198856006	MW-40R-201507	SM 4500-H+B	WET/56404		
60198856007	MW-68-201507	SM 4500-H+B	WET/56404		
60198856008	MW-39R-201507	SM 4500-H+B	WET/56404		
60198856009	MW-65-201507	SM 4500-H+B	WET/56404		
60198856012	MW-56-201507	SM 4500-H+B	WET/56404		
60198856013	MW-57R-201507	SM 4500-H+B	WET/56404		
60198856014	IW-72-201507	SM 4500-H+B	WET/56404		
60198856015	MW-55R-201507	SM 4500-H+B	WET/56404		
60198856001	MW-66-201507	SM 4500-S-2 D	WET/56096		
60198856002	MW-67R-201507	SM 4500-S-2 D	WET/56096		
60198856003	MW-36R-201507	SM 4500-S-2 D	WET/56096		
60198856004	MW-71-201507	SM 4500-S-2 D	WET/56096		
60198856006	MW-40R-201507	SM 4500-S-2 D	WET/56096		
60198856007	MW-68-201507	SM 4500-S-2 D	WET/56096		
60198856008	MW-39R-201507	SM 4500-S-2 D	WET/56096		
60198856009	MW-65-201507	SM 4500-S-2 D	WET/56096		
60198856012	MW-56-201507	SM 4500-S-2 D	WET/56115		
60198856013	MW-57R-201507	SM 4500-S-2 D	WET/56115		

This report shall not be reproduced, except in full,
without the written consent of Pace Analytical Services, Inc..

Pace Analytical Services, Inc.
9608 Loiret Blvd.
Lenexa, KS 66219
(913)599-5665

QUALITY CONTROL DATA CROSS REFERENCE TABLE

Project: FORT SMITH, AR
Pace Project No.: 60198856

Lab ID	Sample ID	QC Batch Method	QC Batch	Analytical Method	Analytical Batch
60198856014	**IW-72-201507**	SM 4500-S-2 D	WET/56115		
60198856015	**MW-55R-201507**	SM 4500-S-2 D	WET/56115		
60198856001	**MW-66-201507**	EPA 300.0	WETA/35132		
60198856002	**MW-67R-201507**	EPA 300.0	WETA/35132		
60198856003	**MW-36R-201507**	EPA 300.0	WETA/35132		
60198856004	**MW-71-201507**	EPA 300.0	WETA/35132		
60198856006	**MW-40R-201507**	EPA 300.0	WETA/35132		
60198856007	**MW-68-201507**	EPA 300.0	WETA/35132		
60198856008	**MW-39R-201507**	EPA 300.0	WETA/35132		
60198856009	**MW-65-201507**	EPA 300.0	WETA/35132		
60198856012	**MW-56-201507**	EPA 300.0	WETA/35144		
60198856013	**MW-57R-201507**	EPA 300.0	WETA/35144		
60198856014	**IW-72-201507**	EPA 300.0	WETA/35144		
60198856015	**MW-55R-201507**	EPA 300.0	WETA/35144		
60198856001	**MW-66-201507**	EPA 350.1	WETA/35118		
60198856002	**MW-67R-201507**	EPA 350.1	WETA/35118		
60198856003	**MW-36R-201507**	EPA 350.1	WETA/35118		
60198856004	**MW-71-201507**	EPA 350.1	WETA/35118		
60198856006	**MW-40R-201507**	EPA 350.1	WETA/35118		
60198856007	**MW-68-201507**	EPA 350.1	WETA/35118		
60198856008	**MW-39R-201507**	EPA 350.1	WETA/35118		
60198856009	**MW-65-201507**	EPA 350.1	WETA/35118		
60198856012	**MW-56-201507**	EPA 350.1	WETA/35191		
60198856013	**MW-57R-201507**	EPA 350.1	WETA/35191		
60198856014	**IW-72-201507**	EPA 350.1	WETA/35191		
60198856015	**MW-55R-201507**	EPA 350.1	WETA/35191		
60198856001	**MW-66-201507**	EPA 353.2	WETA/35114		
60198856002	**MW-67R-201507**	EPA 353.2	WETA/35114		
60198856003	**MW-36R-201507**	EPA 353.2	WETA/35114		
60198856004	**MW-71-201507**	EPA 353.2	WETA/35114		
60198856006	**MW-40R-201507**	EPA 353.2	WETA/35114		
60198856007	**MW-68-201507**	EPA 353.2	WETA/35114		
60198856008	**MW-39R-201507**	EPA 353.2	WETA/35114		
60198856009	**MW-65-201507**	EPA 353.2	WETA/35114		
60198856012	**MW-56-201507**	EPA 353.2	WETA/35130		
60198856013	**MW-57R-201507**	EPA 353.2	WETA/35130		
60198856014	**IW-72-201507**	EPA 353.2	WETA/35130		
60198856015	**MW-55R-201507**	EPA 353.2	WETA/35130		
60198856001	**MW-66-201507**	SM 4500-CO2 D	WETA/35353		
60198856002	**MW-67R-201507**	SM 4500-CO2 D	WETA/35353		
60198856003	**MW-36R-201507**	SM 4500-CO2 D	WETA/35353		
60198856004	**MW-71-201507**	SM 4500-CO2 D	WETA/35353		
60198856006	**MW-40R-201507**	SM 4500-CO2 D	WETA/35353		
60198856007	**MW-68-201507**	SM 4500-CO2 D	WETA/35353		
60198856008	**MW-39R-201507**	SM 4500-CO2 D	WETA/35353		

This report shall not be reproduced, except in full,
without the written consent of Pace Analytical Services, Inc..

Pace Analytical Services, Inc.
9608 Loiret Blvd.
Lenexa, KS 66219
(913)599-5665

QUALITY CONTROL DATA CROSS REFERENCE TABLE

Project: FORT SMITH, AR
Pace Project No.: 60198856

Lab ID	Sample ID	QC Batch Method	QC Batch	Analytical Method	Analytical Batch
60198856009	**MW-65-201507**	SM 4500-CO2 D	WETA/35353		
60198856012	**MW-56-201507**	SM 4500-CO2 D	WETA/35353		
60198856013	**MW-57R-201507**	SM 4500-CO2 D	WETA/35353		
60198856014	**IW-72-201507**	SM 4500-CO2 D	WETA/35353		
60198856015	**MW-55R-201507**	SM 4500-CO2 D	WETA/35353		
60198856001	**MW-66-201507**	SM 5310C	WETA/35209		
60198856002	**MW-67R-201507**	SM 5310C	WETA/35209		
60198856003	**MW-36R-201507**	SM 5310C	WETA/35209		
60198856004	**MW-71-201507**	SM 5310C	WETA/35209		
60198856006	**MW-40R-201507**	SM 5310C	WETA/35209		
60198856007	**MW-68-201507**	SM 5310C	WETA/35209		
60198856008	**MW-39R-201507**	SM 5310C	WETA/35209		
60198856009	**MW-65-201507**	SM 5310C	WETA/35209		
60198856012	**MW-56-201507**	SM 5310C	WETA/35246		
60198856013	**MW-57R-201507**	SM 5310C	WETA/35246		
60198856014	**IW-72-201507**	SM 5310C	WETA/35246		
60198856015	**MW-55R-201507**	SM 5310C	WETA/35246		
60198856001	**MW-66-201507**	SM4500-P B	WETA/8677	SM 4500-P E	WETA/8678
60198856002	**MW-67R-201507**	SM4500-P B	WETA/8677	SM 4500-P E	WETA/8678
60198856003	**MW-36R-201507**	SM4500-P B	WETA/8677	SM 4500-P E	WETA/8678
60198856004	**MW-71-201507**	SM4500-P B	WETA/8677	SM 4500-P E	WETA/8678
60198856006	**MW-40R-201507**	SM4500-P B	WETA/8677	SM 4500-P E	WETA/8678
60198856007	**MW-68-201507**	SM4500-P B	WETA/8677	SM 4500-P E	WETA/8678
60198856008	**MW-39R-201507**	SM4500-P B	WETA/8677	SM 4500-P E	WETA/8678
60198856009	**MW-65-201507**	SM4500-P B	WETA/8677	SM 4500-P E	WETA/8678
60198856012	**MW-56-201507**	SM4500-P B	WETA/8714	SM 4500-P E	WETA/8715
60198856013	**MW-57R-201507**	SM4500-P B	WETA/8714	SM 4500-P E	WETA/8715
60198856014	**IW-72-201507**	SM4500-P B	WETA/8714	SM 4500-P E	WETA/8715
60198856015	**MW-55R-201507**	SM4500-P B	WETA/8714	SM 4500-P E	WETA/8715

This report shall not be reproduced, except in full,
without the written consent of Pace Analytical Services, Inc..

Pace Analytical
www.pacelabs.com

Sample Condition Upon Receipt

WO# : 60198856

60198856

Client Name: Environ

Optional
Proj Due Date:
Proj Name:

Courier: FedEx ☑ UPS ☐ VIA ☐ Clay ☐ PEX ☐ ECI ☐ Pace ☐ Other ☐ Client ☐

Tracking #: ~~6135758~~ 6721, 6732 (6135758 6721, 6732 per 7/22) Pace Shipping Label Used? Yes ☐ No ☑

Custody Seal on Cooler/Box Present: Yes ☑ No ☐ Seals intact: Yes ☑ No ☐

Packing Material: Bubble Wrap ☐ Bubble Bags ☑ Foam ☑ None ☐ Other ☐

Thermometer Used: CF +1.4 T-239 / CF -0.5 T-262 **Type of Ice:** (Wet) Blue None (circle one) ☐ Samples received on ice, cooling process has begun.

Cooler Temperature: 6.0, 6.0

Temperature should be above freezing to 6°C

Date and initials of person examining contents: BB 7/21/15

Chain of Custody present:	☑Yes	☐No	☐N/A	1. Missing one cooler, maybe two.
Chain of Custody filled out:	☑Yes	☐No	☐N/A	2.
Chain of Custody relinquished:	☑Yes	☐No	☐N/A	3.
Sampler name & signature on COC:	☑Yes	☐No	☐N/A	4.
Samples arrived within holding time:	☑Yes	☐No	☐N/A	5.
Short Hold Time analyses (<72hr):	☑Yes	☐No	☐N/A	6. $NO_2 NO_3$? Profile set up for
Rush Turn Around Time requested:	☐Yes	☑No	☐N/A	7. unpreserved.
Sufficient volume:	☑Yes	☐No	☐N/A	8.
Correct containers used:	☑Yes	☐No	☐N/A	
Pace containers used:	☑Yes	☐No	☐N/A	9. TB02 Arrived with → MW68, MW66,
Containers intact:	☑Yes	☐No	☐N/A	10. MW36R, MW71
Unpreserved 5035A soils frozen w/in 48hrs?	☐Yes	☐No	☑N/A	11. TB03 Arrived with → MW679, EB01,
Filtered volume received for dissolved tests?	☐Yes	☐No	☑N/A	12. MW40R, MW39R, MW65
Sample labels match COC: Includes date/time/ID/analyses Y Matrix: WT	☑Yes	☐No	☐N/A	13.
All containers needing preservation have been checked.	☑Yes	☐No	☐N/A	
All containers needing preservation are found to be in compliance with EPA recommendation.	☑Yes	☐No	☐N/A	14.
Exceptions: VOA, Coliform, O&G, WI-DRO (water)	☐Yes	☐No		Initial when completed / Lot # of added preservative
Trip Blank present: Pace Trip Blank lot # (if purchased):	☑Yes	☐No	☐N/A	15. TB02 – 060815-38Zm Cont. # 321897, 321867
Headspace in VOA vials (>6mm): 36R All DG9B 7/21/15 H / 39R All DG9H	☑Yes	☐No	☐N/A	16. TB03 – 060815-38Zm Cont # 307632, 307612
Project sampled in USDA Regulated Area:	☐Yes	☐No	☑N/A	17. List State:
Additional labels attached to 5035A vials in the field?	☐Yes	☐No	☑N/A	18.

Client Notification/ Resolution: Copy COC to Client? Y / N Field Data Required? Y / N

Person Contacted: Wendy Date/Time: 7/21 PM

Comments/ Resolution: Per Wendy - run & wait for missing cooler. Run 36R & 39R w/ HS -GR

Project Manager Review: 7/21 [signature] Date: 7/21

Pace Analytical
www.pacelabs.com

Sample Condition Upon Receipt

Client Name: Environ

Optional
Proj Due Date:
Proj Name:

Courier: FedEx ☑ UPS ☐ VIA ☐ Clay ☐ PEX ☐ ECI ☐ Pace ☐ Other ☐ Client ☐

Tracking #: 6113 5281 6710 Pace Shipping Label Used? Yes ☐ No ☑

Custody Seal on Cooler/Box Present: Yes ☑ No ☐ Seals intact: Yes ☑ No ☐

Packing Material: Bubble Wrap ☐ Bubble Bags ☑ Foam ☑ None ☐ Other ☐

Thermometer Used: CF +1.4 T-239 / CF -0.5 T-262 **Type of Ice:** (Wet) Blue None (circle one) ☐ Samples received on ice, cooling process has begun.

Cooler Temperature: 5.1

Temperature should be above freezing to 6°C

Date and initials of person examining contents: BB 7/22/15 0935

Chain of Custody present:	☑Yes	☐No	☐N/A
Chain of Custody filled out:	☑Yes	☐No	☐N/A
Chain of Custody relinquished:	☑Yes	☐No	☐N/A
Sampler name & signature on COC:	☑Yes	☐No	☐N/A
Samples arrived within holding time:	☑Yes	☐No	☐N/A
Short Hold Time analyses (<72hr):	☑Yes	☐No	☐N/A
Rush Turn Around Time requested:	☐Yes	☑No	☐N/A
Sufficient volume:	☑Yes	☐No	☐N/A
Correct containers used:	☑Yes	☐No	☐N/A
Pace containers used:	☑Yes	☐No	☐N/A
Containers intact:	☑Yes	☐No	☐N/A
Unpreserved 5035A soils frozen w/in 48hrs?	☐Yes	☐No	☑N/A
Filtered volume received for dissolved tests?	☐Yes	☐No	☑N/A
Sample labels match COC: Includes date/time/ID/analyses Y Matrix: W	☑Yes	☐No	☐N/A
All containers needing preservation have been checked.	☑Yes	☐No	☐N/A
All containers needing preservation are found to be in compliance with EPA recommendation.	☑Yes	☐No	☐N/A
Exceptions: VOA, Coliform, O&G, WI-DRO (water)	☑Yes	☐No	
Trip Blank present: Pace Trip Blank lot # (if purchased): 060815-TBEN	☑Yes	☐No	☐N/A
Headspace in VOA vials (>6mm):	☐Yes	☑No	☐N/A
Project sampled in USDA Regulated Area:	☐Yes	☐No	☑N/A
Additional labels attached to 5035A vials in the field?	☐Yes	☐No	☑N/A

1. Received 3DG9H, 3DG9U, BP3U, AG3S, BP3S
2. BP3N, BP3Z for each of
3. following samples.
4. MW-56, MW57R, IW-72, MW55R-
5. 201507
6. NO2/3 TB-01 Arrived with / MSD.
7. Received
8. TB01-201507 2DG9H
9.
10.
11.
12.
13.
14.

Initial when completed	Lot # of added preservative

15.
16.
17. List State:
18.

Client Notification/ Resolution: Copy COC to Client? Y / N Field Data Required? Y / N

Person Contacted: _____ Date/Time: _____

Comments/ Resolution: _____

Project Manager Review: G Date: 7/22

CHAIN-OF-CUSTODY / Analytical Request Document

The Chain-of-Custody is a LEGAL DOCUMENT. All relevant fields must be completed accurately.

Pace Analytical™ www.pacelabs.com

Section A Required Client Information:

Company:	Environ
Address:	7500 College Blvd., Ste. 925
	Overland Park, KS 66210
Email To:	wstonestreet@environcorp.com
Phone: 913-553-5926	Fax:
Requested Due Date/TAT:	

Section B Required Project Information:

Report To:	Wendy Stonestreet
Copy To:	Tammy Gleason
Purchase Order No.:	NA
Project Name:	Fort Smith, AR
Project Number:	

Section C Invoice Information:

Attention:	Tammy Gleason
Company Name:	Environ
Address:	250 Monroe Ave. NW Grand Rapids
Pace Quote Reference:	Michigan, 49503
Pace Project Manager:	Colleen Clyne
Pace Profile #:	7444, line 1

REGULATORY AGENCY

☐ NPDES ☐ GROUND WATER ☐ DRINKING WATER

☐ UST ☐ RCRA ☑ OTHER ADEQ

Site Location STATE: AR

Valid Matrix Codes: DRINKING WATER DW; WATER WT; WASTE WATER WW; PRODUCT P; SOIL/SOLID SL; OIL OL; WIPE WP; AIR AR; OTHER OT; TISSUE TS

ITEM #	Section D Required Client Information: SAMPLE ID (A-Z, 0-9 / ,-) Sample IDs MUST BE UNIQUE	MATRIX CODE (see valid codes to left)	SAMPLE TYPE (G=GRAB C=COMP)	COLLECTED: COMPOSITE START DATE	COMPOSITE START TIME	COMPOSITE END/GRAB DATE	COMPOSITE END/GRAB TIME	SAMPLE TEMP AT COLLECTION	# OF CONTAINERS	Preservatives: Unpreserved	H_2SO_4	HNO_3	HCl	NaOH	$Na_2S_2O_3$	Methanol	Other	Analysis Test Y/N	8260 VOCs	Alkalinity	TOC	Chloride, Sulfate	8015 Chloroethanol (Pace Dallas)	6010-Iron/Mn	Ferric Iron calc. (send field Ferrous)	Ammonia	Nitrate+Nitrite	Total Phosphate (Pace Dallas)	Sulfide	CO2 Calc (Alkalinity +pH)	Residual Chlorine (Y/N)	Pace Project No./ Lab I.D.
1	MW-66-201507	WT	G	7/20/15	1350	—	—		11	X	X	X	X	X	X				X	X	X	X	X	X	X	X	X	X	N	60198856
2	MW-67R-201507	WT	G	7/20/15	1555	—	—		11	X	X	X	X	X	X				X	X	X	X	X	X	X	X	X	X	N	001
3	MW-36R-201507	WT	G	7/20/15	1615	—	—		11	X	X	X	X	X	X				X	X	X	X	X	X	X	X	X	X	N	002
4	MW-71-201507 3DG9U	WT	G	7/20/15	1627	—	—		11	X	X	X	X	X					X	X	X	X	X	X	X	X	X	X	N	003
5	EB-01-201507 3DG9H	WT	G	7/20/15	1700	—	—		11	X	X	X	X	X					X	X	X	X	X	X	X	X	X	X	N	004
6	MW-56-201507	WT	G	7/20/15	1405	—	—		11	X	X	X	X	X					X	X	X	X	X	X	X	X	X	X	N	005
7	MW-57-201507	WT	G	7/20/15	1350	—	—		11	X	X	X	X	X					X	X	X	X	X	X	X	X	X	X	N	012
8	MW-72-201507	WT	G	7/20/15	1315	—	—		11	X	X	X	X	X					X	X	X	X	X	X	X	X	X	X	N	013
9	MW-40R-201507 3DG9U 3DG9H	WT	G	7/20/15	1430	—	—		11	X	X	X	X	X					X	X	X	X	X	X	X	X	X	X	N	014
10	MW-55R-201507	WT	G	7/20/15	1605	—	—		11	X	X	X	X	X					X	X	X	X	X	X	X	X	X	X	N	006
11	MW-68-201507 3DG9U 3DG9H	WT	G	7/20/15	1415	—	—		11	X	X	X	X	X					X	X	X	X	X	X	X	X	X	X	N	015
12	TB-01-201507	WT	G	7/20/15	—	—	—		3				X						X										N	004
																															016

ADDITIONAL COMMENTS	RELINQUISHED BY / AFFILIATION	DATE	TIME	ACCEPTED BY / AFFILIATION	DATE	TIME	SAMPLE CONDITIONS: Temp in °C	Received on Ice (Y/N)	Custody Sealed Cooler (Y/N)	Samples Intact (Y/N)
Level IV data package required	Victoria Siegler / Ramboll Environ	7/20/15	1800	Ben Bright Pace	7/21/15	0845	6.0	Y	Y	Y
							6.0	Y	Y	Y
				Ben Bright Pace	7/21/15	0855	5.1	Y	Y	Y

SAMPLER NAME AND SIGNATURE

PRINT Name of SAMPLER: Victoria Siegler

SIGNATURE of SAMPLER: Victoria Siegler DATE Signed (MM/DD/YY): 7/20/15

*Important Note: By signing this form you are accepting Pace's NET 30 day payment terms and agreeing to late charges of 1.5% per month for any invoices not paid within 30 days.

Pace Analytical
www.pacelabs.com

CHAIN-OF-CUSTODY / Analytical Request Document

The Chain-of-Custody is a LEGAL DOCUMENT. All relevant fields must be completed accurately.

Page: 2 of 2

Section A Required Client Information:		Section B Required Project Information:		Section C Invoice Information:	
Company:	Environ	Report To:	Wendy Stonestreet	Attention:	Tammy Gleason
Address:	7500 College Blvd., Ste. 925	Copy To:	Tammy Gleason	Company Name:	Environ
	Overland Park, KS 66210			Address:	250 Monroe Ave. NW Grand Rapids
Email To:	wstonestreet@environcorp.com	Purchase Order No.:	NA	Pace Quote Reference:	Michigan, 49503
Phone: 913-553-5926	Fax:	Project Name:	Fort Smith, AR	Pace Project Manager:	Colleen Clyne
Requested Due Date/TAT:		Project Number:		Pace Profile #:	7444, line 1

REGULATORY AGENCY

☐ NPDES ☐ GROUND WATER ☐ DRINKING WATER
☐ UST ☐ RCRA ☑ OTHER ADEQ

Site Location STATE: AR

Section D Required Client Information

Valid Matrix Codes

MATRIX	CODE
DRINKING WATER	DW
WATER	WT
WASTE WATER	WW
PRODUCT	P
SOIL/SOLID	SL
OIL	OL
WIPE	WP
AIR	AR
OTHER	OT
TISSUE	TS

SAMPLE ID (A-Z, 0-9 / ,-) Sample IDs MUST BE UNIQUE

Requested Analysis Filtered (Y/N)

ITEM #	SAMPLE ID	MATRIX CODE (see valid codes to left)	SAMPLE TYPE (G=GRAB C=COMP)	COLLECTED COMPOSITE START DATE	COLLECTED COMPOSITE START TIME	COLLECTED COMPOSITE END/GRAB DATE	COLLECTED COMPOSITE END/GRAB TIME	SAMPLE TEMP AT COLLECTION	# OF CONTAINERS	Unpreserved	H_2SO_4	HNO_3	HCl	NaOH	$Na_2S_2O_3$	Methanol	Other	Analysis Test (Y/N)	8260 VOCs	Alkalinity	TOC	Chloride, Sulfate	8015 Chloroethanol (Pace Dallas)	6010-Iron/Mn	Ferric Iron calc. (send field Ferrous)	Ammonia	Nitrate+Nitrite	Total Phosphate (Pace Dallas)	Sulfide	CO2 Calc (Alkalinity +pH)	Residual Chlorine (Y/N)	Pace Project No./ Lab I.D.
1	TB-02-201507 2DG9H	WT	–	7/20/15	–	–	–		3				X						X												N	1.5 1.5 0.10
2	MW-39R-201507 3DG9U 3DG9H	WT	–	7/20/15	1645	–	–		11	X	X	X	X	X		BP3	F		X	X	X	X	X	X	X	X	X	X	X	X	N	BP3U AG3S ↑ BP3N ↑ 0.8
3	TB-03-201507 2DG9H	WT	–	7/20/15	–	–	–		3				X			BB	7/21		X													2.0 0.61
4	MW-65-201507 3DG9U 3DG9H	WT	–	7/20/15	1630	–	–		11	X	X	X	X	X		↓			X	X	X	X	X	X	X	X	X	X	X	X	N	↓ ↓ BP3S ↓ BP3Z 0.9
5																																
6																																
7																																
8																																
9																																
10																																
11																																
12																																

ADDITIONAL COMMENTS	RELINQUISHED BY / AFFILIATION	DATE	TIME	ACCEPTED BY / AFFILIATION	DATE	TIME	SAMPLE CONDITIONS			
Level IV data package required	Victoria Siegler / Environ	7/20/15	1800	[illegible] 7/21/15	08	45	6.0	Y	Y	Y
							6.0	Y	Y	Y

SAMPLER NAME AND SIGNATURE			
PRINT Name of SAMPLER:	Victoria Siegler		
SIGNATURE of SAMPLER:	Victoria Siegler	DATE Signed (MM/DD/YY):	7/20/15

Temp in °C | Received on Ice (Y/N) | Custody Sealed Cooler (Y/N) | Samples Intact (Y/N)

*Important Note: By signing this form you are accepting Pace's NET 30 day payment terms and agreeing to late charges of 1.5% per month for any invoices not paid within 30 days.

F-ALL-Q-020rev.07, 15-Feb-2007

Pace Analytical Services, Inc.
9608 Loiret Blvd.
Lenexa, KS 66219
(913)599-5665

August 20, 2015

Wendy Stonestreet
Environ International Corporation
7500 College Blvd Ste 925
Overland Park, KS 66210

RE: Project: FORT SMITH, AR
Pace Project No.: 60198937

Dear Wendy Stonestreet:
Enclosed are the analytical results for sample(s) received by the laboratory on July 22, 2015. The results relate only to the samples included in this report. Results reported herein conform to the most current TNI standards and the laboratory's Quality Assurance Manual, where applicable, unless otherwise noted in the body of the report.

If you have any questions concerning this report, please feel free to contact me.

Sincerely,

Colleen Clyne
colleen.clyne@pacelabs.com
Project Manager

Enclosures

cc: Tamara Gleason, ENVIRON International Corporation

This report shall not be reproduced, except in full,
without the written consent of Pace Analytical Services, Inc..

Pace Analytical Services, Inc.
9608 Loiret Blvd.
Lenexa, KS 66219
(913)599-5665

CERTIFICATIONS

Project: FORT SMITH, AR
Pace Project No.: 60198937

Kansas Certification IDs
9608 Loiret Boulevard, Lenexa, KS 66219
WY STR Certification #: 2456.01
Arkansas Certification #: 13-012-0
Illinois Certification #: 003097
Iowa Certification #: 118
Kansas/NELAP Certification #: E-10116
Louisiana Certification #: 03055
Nevada Certification #: KS000212008A
Oklahoma Certification #: 9205/9935
Texas Certification #: T104704407
Utah Certification #: KS00021

Dallas Certification IDs:
400 West Bethany Dr Suite 190, Allen, TX 75013
EPA# TX00074
Texas Certification #: T104704232-14-8
Kansas Certification #: E-10388
Arkansas Certification #: 88-0647
Oklahoma Certification #: 2014-055
Louisiana Certification #: 02007

This report shall not be reproduced, except in full,
without the written consent of Pace Analytical Services, Inc..

Pace Analytical Services, Inc.
9608 Loiret Blvd.
Lenexa, KS 66219
(913)599-5665

SAMPLE SUMMARY

Project: FORT SMITH, AR
Pace Project No.: 60198937

Lab ID	Sample ID	Matrix	Date Collected	Date Received
60198937001	RW-69-201507	Water	07/21/15 08:43	07/22/15 08:55
60198937002	IW-73-201507	Water	07/21/15 10:47	07/22/15 08:55
60198937003	IW-80-201507	Water	07/21/15 09:20	07/22/15 08:55
60198937004	ITMW-9-201507	Water	07/21/15 14:33	07/22/15 08:55
60198937005	MW-34R-201507	Water	07/21/15 12:10	07/22/15 08:55
60198937006	MW-35R-201507	Water	07/21/15 09:35	07/22/15 08:55
60198937007	IW-76-201507	Water	07/21/15 14:10	07/22/15 08:55
60198937008	EB-02-201507	Water	07/21/15 16:55	07/22/15 08:55
60198937009	DUP-08-201507	Water	07/21/15 12:57	07/22/15 08:55
60198937010	IW-74-201507	Water	07/21/15 12:57	07/22/15 08:55
60198937011	IW-77-201507	Water	07/21/15 11:30	07/22/15 08:55
60198937012	MW-62R-201507	Water	07/21/15 11:20	07/22/15 08:55
60198937013	MW-63R-201507	Water	07/21/15 09:35	07/22/15 08:55
60198937014	MW-58R-201507	Water	07/21/15 16:15	07/22/15 08:55
60198937015	MW-46R-201507	Water	07/21/15 14:15	07/22/15 08:55
60198937016	DUP-05-201507	Water	07/21/15 14:15	07/22/15 08:55
60198937017	TB-04-201507	Water	07/21/15 08:00	07/22/15 08:55
60198937018	TB-05-201507	Water	07/21/15 08:00	07/22/15 08:55
60198937019	TB-06-201507	Water	07/21/15 08:00	07/22/15 08:55
60198937020	EB-03-201507	Water	07/21/15 18:08	07/22/15 08:55
60198937021	MW-41R-201507	Water	07/21/15 15:15	07/22/15 08:55
60198937022	DUP-03-201507	Water	07/21/15 15:15	07/22/15 08:55
60198937023	MW-32R-201507	Water	07/21/15 17:15	07/22/15 08:55
60198937024	MW-60R-201507	Water	07/21/15 13:35	07/22/15 08:55
60198937025	MW-61R-201507	Water	07/21/15 16:15	07/22/15 08:55
60198937026	MW-31R-201507	Water	07/21/15 18:00	07/22/15 08:55
60198937027	MW-50R-201507	Water	07/21/15 10:45	07/22/15 08:55
60198937028	TB-07-201507	Water	07/21/15 08:00	07/22/15 08:55

This report shall not be reproduced, except in full,
without the written consent of Pace Analytical Services, Inc..

Pace Analytical Services, Inc.
9608 Loiret Blvd.
Lenexa, KS 66219
(913)599-5665

SAMPLE ANALYTE COUNT

Project: FORT SMITH, AR
Pace Project No.: 60198937

Lab ID	Sample ID	Method	Analysts	Analytes Reported	Laboratory
60198937001	**RW-69-201507**	EPA 8015 - Alcohol	PMS	1	PASI-D
		EPA 6010	SMW	2	PASI-K
		EPA 5030B/8260	PGH	38	PASI-K
		SM 2320B	LDB	3	PASI-K
		SM 3500-Fe B#4	TJG	1	PASI-K
		SM 4500-H+B	TJG	1	PASI-K
		SM 4500-S-2 D	LDB	1	PASI-K
		EPA 300.0	AJM	2	PASI-K
		EPA 350.1	RAB	1	PASI-K
		EPA 353.2	RAB	3	PASI-K
		SM 4500-CO2 D	JMC1	1	PASI-K
		SM 5310C	ESM	1	PASI-K
		SM 4500-P E	BAF	1	PASI-D
60198937002	**IW-73-201507**	EPA 8015 - Alcohol	PMS	1	PASI-D
		EPA 6010	SMW	2	PASI-K
		EPA 5030B/8260	PGH	38	PASI-K
		SM 2320B	LDB	3	PASI-K
		SM 3500-Fe B#4	TJG	1	PASI-K
		SM 4500-H+B	TJG	1	PASI-K
		SM 4500-S-2 D	LDB	1	PASI-K
		EPA 300.0	AJM	2	PASI-K
		EPA 350.1	RAB	1	PASI-K
		EPA 353.2	RAB	3	PASI-K
		SM 4500-CO2 D	JMC1	1	PASI-K
		SM 5310C	ESM	1	PASI-K
		SM 4500-P E	BAF	1	PASI-D
60198937003	**IW-80-201507**	EPA 8015 - Alcohol	PMS	1	PASI-D
		EPA 6010	SMW	2	PASI-K
		EPA 5030B/8260	PGH	38	PASI-K
		SM 2320B	LDB	3	PASI-K
		SM 3500-Fe B#4	TJG	1	PASI-K
		SM 4500-H+B	TJG	1	PASI-K
		SM 4500-S-2 D	LDB	1	PASI-K
		EPA 300.0	AJM	2	PASI-K
		EPA 350.1	RAB	1	PASI-K
		EPA 353.2	RAB	3	PASI-K
		SM 4500-CO2 D	JMC1	1	PASI-K

This report shall not be reproduced, except in full,
without the written consent of Pace Analytical Services, Inc..

Pace Analytical Services, Inc.
9608 Loiret Blvd.
Lenexa, KS 66219
(913)599-5665

SAMPLE ANALYTE COUNT

Project: FORT SMITH, AR
Pace Project No.: 60198937

Lab ID	Sample ID	Method	Analysts	Analytes Reported	Laboratory
		SM 5310C	ESM	1	PASI-K
		SM 4500-P E	BAF	1	PASI-D
60198937004	**ITMW-9-201507**	EPA 8015 - Alcohol	PMS	1	PASI-D
		EPA 6010	SMW	2	PASI-K
		EPA 5030B/8260	PGH	38	PASI-K
		SM 2320B	LDB	3	PASI-K
		SM 3500-Fe B#4	TJG	1	PASI-K
		SM 4500-H+B	TJG	1	PASI-K
		SM 4500-S-2 D	LDB	1	PASI-K
		EPA 300.0	AJM	2	PASI-K
		EPA 350.1	RAB	1	PASI-K
		EPA 353.2	RAB	3	PASI-K
		SM 4500-CO2 D	JMC1	1	PASI-K
		SM 5310C	ESM	1	PASI-K
		SM 4500-P E	BAF	1	PASI-D
60198937005	**MW-34R-201507**	EPA 8015 - Alcohol	PMS	1	PASI-D
		EPA 6010	SMW	2	PASI-K
		EPA 5030B/8260	PGH	38	PASI-K
		SM 2320B	LDB	3	PASI-K
		SM 3500-Fe B#4	TJG	1	PASI-K
		SM 4500-H+B	TJG	1	PASI-K
		SM 4500-S-2 D	LDB	1	PASI-K
		EPA 300.0	AJM	2	PASI-K
		EPA 350.1	RAB	1	PASI-K
		EPA 353.2	RAB	3	PASI-K
		SM 4500-CO2 D	JMC1	1	PASI-K
		SM 5310C	ESM	1	PASI-K
		SM 4500-P E	BAF	1	PASI-D
60198937006	**MW-35R-201507**	EPA 8015 - Alcohol	PMS	1	PASI-D
		EPA 6010	SMW	2	PASI-K
		EPA 5030B/8260	PGH	38	PASI-K
		SM 2320B	LDB	3	PASI-K
		SM 3500-Fe B#4	TJG	1	PASI-K
		SM 4500-H+B	TJG	1	PASI-K
		SM 4500-S-2 D	LDB	1	PASI-K
		EPA 300.0	AJM	2	PASI-K
		EPA 350.1	RAB	1	PASI-K

This report shall not be reproduced, except in full,
without the written consent of Pace Analytical Services, Inc..

Pace Analytical Services, Inc.
9608 Loiret Blvd.
Lenexa, KS 66219
(913)599-5665

SAMPLE ANALYTE COUNT

Project: FORT SMITH, AR
Pace Project No.: 60198937

Lab ID	Sample ID	Method	Analysts	Analytes Reported	Laboratory
		EPA 353.2	RAB	3	PASI-K
		SM 4500-CO2 D	JMC1	1	PASI-K
		SM 5310C	JMC1	1	PASI-K
		SM 4500-P E	BAF	1	PASI-D
60198937007	**IW-76-201507**	EPA 8015 - Alcohol	PMS	1	PASI-D
		EPA 6010	SMW	2	PASI-K
		EPA 5030B/8260	PGH	38	PASI-K
		SM 2320B	LDB	3	PASI-K
		SM 3500-Fe B#4	TJG	1	PASI-K
		SM 4500-H+B	TJG	1	PASI-K
		SM 4500-S-2 D	LDB	1	PASI-K
		EPA 300.0	AJM	2	PASI-K
		EPA 350.1	RAB	1	PASI-K
		EPA 353.2	RAB	3	PASI-K
		SM 4500-CO2 D	JMC1	1	PASI-K
		SM 5310C	JMC1	1	PASI-K
		SM 4500-P E	BAF	1	PASI-D
60198937008	**EB-02-201507**	EPA 5030B/8260	PGH	38	PASI-K
60198937009	**DUP-08-201507**	EPA 5030B/8260	PGH	38	PASI-K
60198937010	**IW-74-201507**	EPA 8015 - Alcohol	PMS	1	PASI-D
		EPA 6010	SMW	2	PASI-K
		EPA 5030B/8260	PGH	38	PASI-K
		SM 2320B	LDB	3	PASI-K
		SM 3500-Fe B#4	TJG	1	PASI-K
		SM 4500-H+B	TJG	1	PASI-K
		SM 4500-S-2 D	LDB	1	PASI-K
		EPA 300.0	AJM	2	PASI-K
		EPA 350.1	RAB	1	PASI-K
		EPA 353.2	RAB	3	PASI-K
		SM 4500-CO2 D	JMC1	1	PASI-K
		SM 5310C	JMC1	1	PASI-K
		SM 4500-P E	BAF	1	PASI-D
60198937011	**IW-77-201507**	EPA 8015 - Alcohol	MS1	1	PASI-D
		EPA 6010	SMW	2	PASI-K
		EPA 5030B/8260	PGH	38	PASI-K
		SM 2320B	LDB	3	PASI-K
		SM 3500-Fe B#4	TJG	1	PASI-K

This report shall not be reproduced, except in full,
without the written consent of Pace Analytical Services, Inc..

Pace Analytical Services, Inc.
9608 Loiret Blvd.
Lenexa, KS 66219
(913)599-5665

SAMPLE ANALYTE COUNT

Project: FORT SMITH, AR
Pace Project No.: 60198937

Lab ID	Sample ID	Method	Analysts	Analytes Reported	Laboratory
		SM 4500-H+B	TJG	1	PASI-K
		SM 4500-S-2 D	LDB	1	PASI-K
		EPA 300.0	AJM	2	PASI-K
		EPA 350.1	RAB	1	PASI-K
		EPA 353.2	RAB	3	PASI-K
		SM 4500-CO2 D	JMC1	1	PASI-K
		SM 5310C	JMC1	1	PASI-K
		SM 4500-P E	BAF	1	PASI-D
60198937012	**MW-62R-201507**	EPA 8015 - Alcohol	MS1	1	PASI-D
		EPA 6010	SMW	2	PASI-K
		EPA 5030B/8260	PGH	38	PASI-K
		SM 2320B	LDB	3	PASI-K
		SM 3500-Fe B#4	TJG	1	PASI-K
		SM 4500-H+B	TJG	1	PASI-K
		SM 4500-S-2 D	LDB	1	PASI-K
		EPA 300.0	AJM	2	PASI-K
		EPA 350.1	RAB	1	PASI-K
		EPA 353.2	RAB	3	PASI-K
		SM 4500-CO2 D	JMC1	1	PASI-K
		SM 5310C	CRT	1	PASI-K
		SM 4500-P E	BAF	1	PASI-D
60198937013	**MW-63R-201507**	EPA 8015 - Alcohol	MS1	1	PASI-D
		EPA 6010	SMW	2	PASI-K
		EPA 5030B/8260	PGH	38	PASI-K
		SM 2320B	LDB	3	PASI-K
		SM 3500-Fe B#4	TJG	1	PASI-K
		SM 4500-H+B	TJG	1	PASI-K
		SM 4500-S-2 D	LDB	1	PASI-K
		EPA 300.0	AJM	2	PASI-K
		EPA 350.1	RAB	1	PASI-K
		EPA 353.2	RAB	3	PASI-K
		SM 4500-CO2 D	JMC1	1	PASI-K
		SM 5310C	CRT	1	PASI-K
		SM 4500-P E	BAF	1	PASI-D
60198937014	**MW-58R-201507**	EPA 8015 - Alcohol	MS1	1	PASI-D
		EPA 6010	SMW	2	PASI-K
		EPA 5030B/8260	PGH	38	PASI-K

This report shall not be reproduced, except in full,
without the written consent of Pace Analytical Services, Inc..

Pace Analytical Services, Inc.
9608 Loiret Blvd.
Lenexa, KS 66219
(913)599-5665

SAMPLE ANALYTE COUNT

Project: FORT SMITH, AR
Pace Project No.: 60198937

Lab ID	Sample ID	Method	Analysts	Analytes Reported	Laboratory
		SM 2320B	LDB	3	PASI-K
		SM 3500-Fe B#4	TJG	1	PASI-K
		SM 4500-H+B	TJG	1	PASI-K
		SM 4500-S-2 D	LDB	1	PASI-K
		EPA 300.0	AJM	2	PASI-K
		EPA 350.1	RAB	1	PASI-K
		EPA 353.2	RAB	3	PASI-K
		SM 4500-CO2 D	JMC1	1	PASI-K
		SM 5310C	CRT	1	PASI-K
		SM 4500-P E	BAF	1	PASI-D
60198937015	**MW-46R-201507**	EPA 8015 - Alcohol	MS1	1	PASI-D
		EPA 6010	SMW	2	PASI-K
		EPA 5030B/8260	PGH	38	PASI-K
		SM 2320B	LDB	3	PASI-K
		SM 3500-Fe B#4	TJG	1	PASI-K
		SM 4500-H+B	TJG	1	PASI-K
		SM 4500-S-2 D	LDB	1	PASI-K
		EPA 300.0	AJM	2	PASI-K
		EPA 350.1	RAB	1	PASI-K
		EPA 353.2	RAB	3	PASI-K
		SM 4500-CO2 D	JMC1	1	PASI-K
		SM 5310C	CRT	1	PASI-K
		SM 4500-P E	BAF	1	PASI-D
60198937016	**DUP-05-201507**	EPA 5030B/8260	PGH	38	PASI-K
60198937017	**TB-04-201507**	EPA 5030B/8260	PGH	38	PASI-K
60198937018	**TB-05-201507**	EPA 5030B/8260	PGH	38	PASI-K
60198937019	**TB-06-201507**	EPA 5030B/8260	PGH	38	PASI-K
60198937020	**EB-03-201507**	EPA 5030B/8260	PGH	38	PASI-K
60198937021	**MW-41R-201507**	EPA 8015 - Alcohol	MS1	1	PASI-D
		EPA 6010	SMW	2	PASI-K
		EPA 5030B/8260	PGH	38	PASI-K
		SM 2320B	LDB	3	PASI-K
		SM 3500-Fe B#4	TJG	1	PASI-K
		SM 4500-H+B	TJG	1	PASI-K
		SM 4500-S-2 D	LDB	1	PASI-K
		EPA 300.0	AJM	2	PASI-K
		EPA 350.1	RAB	1	PASI-K

This report shall not be reproduced, except in full,
without the written consent of Pace Analytical Services, Inc..

Pace Analytical Services, Inc.
9608 Loiret Blvd.
Lenexa, KS 66219
(913)599-5665

SAMPLE ANALYTE COUNT

Project: FORT SMITH, AR
Pace Project No.: 60198937

Lab ID	Sample ID	Method	Analysts	Analytes Reported	Laboratory
		EPA 353.2	RAB	3	PASI-K
		SM 4500-CO2 D	JMC1	1	PASI-K
		SM 5310C	CRT	1	PASI-K
		SM 4500-P E	BAF	1	PASI-D
60198937022	**DUP-03-201507**	EPA 5030B/8260	PGH	38	PASI-K
60198937023	**MW-32R-201507**	EPA 8015 - Alcohol	MS1	1	PASI-D
		EPA 6010	SMW	2	PASI-K
		EPA 5030B/8260	PGH	38	PASI-K
		SM 2320B	LDB	3	PASI-K
		SM 3500-Fe B#4	TJG	1	PASI-K
		SM 4500-H+B	TJG	1	PASI-K
		SM 4500-S-2 D	LDB	1	PASI-K
		EPA 300.0	AJM	2	PASI-K
		EPA 350.1	RAB	1	PASI-K
		EPA 353.2	RAB	3	PASI-K
		SM 4500-CO2 D	JMC1	1	PASI-K
		SM 5310C	CRT	1	PASI-K
		SM 4500-P E	BAF	1	PASI-D
60198937024	**MW-60R-201507**	EPA 8015 - Alcohol	MS1	1	PASI-D
		EPA 6010	SMW	2	PASI-K
		EPA 5030B/8260	PGH	38	PASI-K
		SM 2320B	LDB	3	PASI-K
		SM 3500-Fe B#4	TJG	1	PASI-K
		SM 4500-H+B	TJG	1	PASI-K
		SM 4500-S-2 D	LDB	1	PASI-K
		EPA 300.0	AJM	2	PASI-K
		EPA 350.1	RAB	1	PASI-K
		EPA 353.2	RAB	3	PASI-K
		SM 4500-CO2 D	JMC1	1	PASI-K
		SM 5310C	CRT	1	PASI-K
		SM 4500-P E	BAF	1	PASI-D
60198937025	**MW-61R-201507**	EPA 8015 - Alcohol	MS1	1	PASI-D
		EPA 6010	SMW	2	PASI-K
		EPA 5030B/8260	PGH	38	PASI-K
		SM 2320B	LDB	3	PASI-K
		SM 3500-Fe B#4	TJG	1	PASI-K
		SM 4500-H+B	TJG	1	PASI-K

This report shall not be reproduced, except in full,
without the written consent of Pace Analytical Services, Inc..

Pace Analytical Services, Inc.
9608 Loiret Blvd.
Lenexa, KS 66219
(913)599-5665

SAMPLE ANALYTE COUNT

Project: FORT SMITH, AR
Pace Project No.: 60198937

Lab ID	Sample ID	Method	Analysts	Analytes Reported	Laboratory
		SM 4500-S-2 D	LDB	1	PASI-K
		EPA 300.0	AJM	2	PASI-K
		EPA 350.1	RAB	1	PASI-K
		EPA 353.2	RAB	3	PASI-K
		SM 4500-CO2 D	JMC1	1	PASI-K
		SM 5310C	CRT	1	PASI-K
		SM 4500-P E	BAF	1	PASI-D
60198937026	**MW-31R-201507**	EPA 8015 - Alcohol	MS1	1	PASI-D
		EPA 6010	SMW	2	PASI-K
		EPA 5030B/8260	PGH	38	PASI-K
		SM 2320B	LDB	3	PASI-K
		SM 3500-Fe B#4	TJG	1	PASI-K
		SM 4500-H+B	TJG	1	PASI-K
		SM 4500-S-2 D	LDB	1	PASI-K
		EPA 300.0	AJM	2	PASI-K
		EPA 350.1	RAB	1	PASI-K
		EPA 353.2	RAB	3	PASI-K
		SM 4500-CO2 D	JMC1	1	PASI-K
		SM 5310C	CRT	1	PASI-K
		SM 4500-P E	BAF	1	PASI-D
60198937027	**MW-50R-201507**	EPA 8015 - Alcohol	MS1	1	PASI-D
		EPA 6010	SMW	2	PASI-K
		EPA 5030B/8260	PGH	38	PASI-K
		SM 2320B	LDB	3	PASI-K
		SM 3500-Fe B#4	TJG	1	PASI-K
		SM 4500-H+B	TJG	1	PASI-K
		SM 4500-S-2 D	LDB	1	PASI-K
		EPA 300.0	AJM	2	PASI-K
		EPA 350.1	RAB	1	PASI-K
		EPA 353.2	RAB	3	PASI-K
		SM 4500-CO2 D	JMC1	1	PASI-K
		SM 5310C	CRT	1	PASI-K
		SM 4500-P E	BAF	1	PASI-D
60198937028	**TB-07-201507**	EPA 5030B/8260	PGH	38	PASI-K

This report shall not be reproduced, except in full,
without the written consent of Pace Analytical Services, Inc..

Pace Analytical Services, Inc.
9608 Loiret Blvd.
Lenexa, KS 66219
(913)599-5665

PROJECT NARRATIVE

Project: FORT SMITH, AR
Pace Project No.: 60198937

Date: August 20, 2015

Revised Report Rev_1. Updated sample ID on sample 60198937005 to MW-34R-201507 per client request.

MW-34R-201507 (Lab ID: 60198937005)

- Sample ID updated from MW-34-201507 to MW-34R-201507 per client request on 08/18/2015.

This report shall not be reproduced, except in full,
without the written consent of Pace Analytical Services, Inc..

Pace Analytical Services, Inc.
9608 Loiret Blvd.
Lenexa, KS 66219
(913)599-5665

PROJECT NARRATIVE

Project: FORT SMITH, AR
Pace Project No.: 60198937

Method: **EPA 8015 - Alcohol**
Description: Alcohol by Direct Inject GCFID
Client: Environ_AR
Date: August 20, 2015

General Information:
19 samples were analyzed for EPA 8015 - Alcohol. All samples were received in acceptable condition with any exceptions noted below or on the chain-of custody and/or the sample condition upon receipt form (SCUR) attached at the end of this report.

Hold Time:
The samples were analyzed within the method required hold times with any exceptions noted below.

Initial Calibrations (including MS Tune as applicable):
All criteria were within method requirements with any exceptions noted below.

Continuing Calibration:
All criteria were within method requirements with any exceptions noted below.

Surrogates:
All surrogates were within QC limits with any exceptions noted below.

Method Blank:
All analytes were below the report limit in the method blank, where applicable, with any exceptions noted below.

Laboratory Control Spike:
All laboratory control spike compounds were within QC limits with any exceptions noted below.

Matrix Spikes:
All percent recoveries and relative percent differences (RPDs) were within acceptance criteria with any exceptions noted below.

Additional Comments:

This report shall not be reproduced, except in full,
without the written consent of Pace Analytical Services, Inc..

Pace Analytical Services, Inc.
9608 Loiret Blvd.
Lenexa, KS 66219
(913)599-5665

PROJECT NARRATIVE

Project: FORT SMITH, AR
Pace Project No.: 60198937

Method: **EPA 6010**
Description: 6010 MET ICP
Client: Environ_AR
Date: August 20, 2015

General Information:
19 samples were analyzed for EPA 6010. All samples were received in acceptable condition with any exceptions noted below or on the chain-of custody and/or the sample condition upon receipt form (SCUR) attached at the end of this report.

Hold Time:
The samples were analyzed within the method required hold times with any exceptions noted below.

Sample Preparation:
The samples were prepared in accordance with EPA 3010 with any exceptions noted below.

Initial Calibrations (including MS Tune as applicable):
All criteria were within method requirements with any exceptions noted below.

Continuing Calibration:
All criteria were within method requirements with any exceptions noted below.

Method Blank:
All analytes were below the report limit in the method blank, where applicable, with any exceptions noted below.

Laboratory Control Spike:
All laboratory control spike compounds were within QC limits with any exceptions noted below.

Matrix Spikes:
All percent recoveries and relative percent differences (RPDs) were within acceptance criteria with any exceptions noted below.

Additional Comments:

This report shall not be reproduced, except in full,
without the written consent of Pace Analytical Services, Inc..

Pace Analytical Services, Inc.
9608 Loiret Blvd.
Lenexa, KS 66219
(913)599-5665

PROJECT NARRATIVE

Project: FORT SMITH, AR
Pace Project No.: 60198937

Method: **EPA 5030B/8260**
Description: 8260 MSV
Client: Environ_AR
Date: August 20, 2015

General Information:
28 samples were analyzed for EPA 5030B/8260. All samples were received in acceptable condition with any exceptions noted below or on the chain-of custody and/or the sample condition upon receipt form (SCUR) attached at the end of this report.

Hold Time:
The samples were analyzed within the method required hold times with any exceptions noted below.

Initial Calibrations (including MS Tune as applicable):
All criteria were within method requirements with any exceptions noted below.

Continuing Calibration:
All criteria were within method requirements with any exceptions noted below.

Internal Standards:
All internal standards were within QC limits with any exceptions noted below.

Surrogates:
All surrogates were within QC limits with any exceptions noted below.

Method Blank:
All analytes were below the report limit in the method blank, where applicable, with any exceptions noted below.

Laboratory Control Spike:
All laboratory control spike compounds were within QC limits with any exceptions noted below.

Matrix Spikes:
All percent recoveries and relative percent differences (RPDs) were within acceptance criteria with any exceptions noted below.

QC Batch: MSV/70753

A matrix spike/matrix spike duplicate was not performed due to insufficient sample volume.

QC Batch: MSV/70755

A matrix spike/matrix spike duplicate was not performed due to insufficient sample volume.

QC Batch: MSV/70773

A matrix spike/matrix spike duplicate was not performed due to insufficient sample volume.

QC Batch: MSV/70778

A matrix spike/matrix spike duplicate was not performed due to insufficient sample volume.

Additional Comments:

This report shall not be reproduced, except in full,
without the written consent of Pace Analytical Services, Inc..

Pace Analytical Services, Inc.
9608 Loiret Blvd.
Lenexa, KS 66219
(913)599-5665

PROJECT NARRATIVE

Project: FORT SMITH, AR
Pace Project No.: 60198937

Method: **SM 2320B**
Description: 2320B Alkalinity
Client: Environ_AR
Date: August 20, 2015

General Information:
19 samples were analyzed for SM 2320B. All samples were received in acceptable condition with any exceptions noted below or on the chain-of custody and/or the sample condition upon receipt form (SCUR) attached at the end of this report.

Hold Time:
The samples were analyzed within the method required hold times with any exceptions noted below.

Method Blank:
All analytes were below the report limit in the method blank, where applicable, with any exceptions noted below.

Laboratory Control Spike:
All laboratory control spike compounds were within QC limits with any exceptions noted below.

Matrix Spikes:
All percent recoveries and relative percent differences (RPDs) were within acceptance criteria with any exceptions noted below.

Duplicate Sample:
All duplicate sample results were within method acceptance criteria with any exceptions noted below.

Additional Comments:

This report shall not be reproduced, except in full,
without the written consent of Pace Analytical Services, Inc..

Pace Analytical Services, Inc.
9608 Loiret Blvd.
Lenexa, KS 66219
(913)599-5665

PROJECT NARRATIVE

Project: FORT SMITH, AR
Pace Project No.: 60198937

Method: **SM 3500-Fe B#4**
Description: Iron, Ferric (Calculation)
Client: Environ_AR
Date: August 20, 2015

General Information:
19 samples were analyzed for SM 3500-Fe B#4. All samples were received in acceptable condition with any exceptions noted below or on the chain-of custody and/or the sample condition upon receipt form (SCUR) attached at the end of this report.

Hold Time:
The samples were analyzed within the method required hold times with any exceptions noted below.

Method Blank:
All analytes were below the report limit in the method blank, where applicable, with any exceptions noted below.

Laboratory Control Spike:
All laboratory control spike compounds were within QC limits with any exceptions noted below.

Matrix Spikes:
All percent recoveries and relative percent differences (RPDs) were within acceptance criteria with any exceptions noted below.

Additional Comments:

Batch Comments:

ferrous Iron performed in the field
- QC Batch: WET / 56406

This report shall not be reproduced, except in full,
without the written consent of Pace Analytical Services, Inc..

Pace Analytical Services, Inc.
9608 Loiret Blvd.
Lenexa, KS 66219
(913)599-5665

PROJECT NARRATIVE

Project: FORT SMITH, AR
Pace Project No.: 60198937

Method: **SM 4500-H+B**
Description: 4500H+ pH, Electrometric
Client: Environ_AR
Date: August 20, 2015

General Information:
19 samples were analyzed for SM 4500-H+B. All samples were received in acceptable condition with any exceptions noted below or on the chain-of custody and/or the sample condition upon receipt form (SCUR) attached at the end of this report.

Hold Time:
The samples were analyzed within the method required hold times with any exceptions noted below.

H6: Analysis initiated outside of the 15 minute EPA recommended holding time.
- ITMW-9-201507 (Lab ID: 60198937004)
- IW-73-201507 (Lab ID: 60198937002)
- IW-74-201507 (Lab ID: 60198937010)
- IW-76-201507 (Lab ID: 60198937007)
- IW-77-201507 (Lab ID: 60198937011)
- IW-80-201507 (Lab ID: 60198937003)
- MW-31R-201507 (Lab ID: 60198937026)
- MW-32R-201507 (Lab ID: 60198937023)
- MW-34R-201507 (Lab ID: 60198937005)
- MW-35R-201507 (Lab ID: 60198937006)
- MW-41R-201507 (Lab ID: 60198937021)
- MW-46R-201507 (Lab ID: 60198937015)
- MW-50R-201507 (Lab ID: 60198937027)
- MW-58R-201507 (Lab ID: 60198937014)
- MW-60R-201507 (Lab ID: 60198937024)
- MW-61R-201507 (Lab ID: 60198937025)
- MW-62R-201507 (Lab ID: 60198937012)
- MW-63R-201507 (Lab ID: 60198937013)
- RW-69-201507 (Lab ID: 60198937001)

Method Blank:
All analytes were below the report limit in the method blank, where applicable, with any exceptions noted below.

Laboratory Control Spike:
All laboratory control spike compounds were within QC limits with any exceptions noted below.

Matrix Spikes:
All percent recoveries and relative percent differences (RPDs) were within acceptance criteria with any exceptions noted below.

Additional Comments:

Analyte Comments:

QC Batch: WET/56405

1e: Field pH
- ITMW-9-201507 (Lab ID: 60198937004)
  - pH at 25 Degrees C

This report shall not be reproduced, except in full,
without the written consent of Pace Analytical Services, Inc..

Pace Analytical Services, Inc.
9608 Loiret Blvd.
Lenexa, KS 66219
(913)599-5665

PROJECT NARRATIVE

Project: FORT SMITH, AR
Pace Project No.: 60198937

Method: **SM 4500-H+B**
Description: 4500H+ pH, Electrometric
Client: Environ_AR
Date: August 20, 2015

Analyte Comments:

QC Batch: WET/56405

1e: Field pH

- IW-73-201507 (Lab ID: 60198937002)
  - pH at 25 Degrees C
- IW-74-201507 (Lab ID: 60198937010)
  - pH at 25 Degrees C
- IW-76-201507 (Lab ID: 60198937007)
  - pH at 25 Degrees C
- IW-77-201507 (Lab ID: 60198937011)
  - pH at 25 Degrees C
- MW-31R-201507 (Lab ID: 60198937026)
  - pH at 25 Degrees C
- MW-32R-201507 (Lab ID: 60198937023)
  - pH at 25 Degrees C
- MW-34R-201507 (Lab ID: 60198937005)
  - pH at 25 Degrees C
- MW-35R-201507 (Lab ID: 60198937006)
  - pH at 25 Degrees C
- MW-41R-201507 (Lab ID: 60198937021)
  - pH at 25 Degrees C
- MW-46R-201507 (Lab ID: 60198937015)
  - pH at 25 Degrees C
- MW-50R-201507 (Lab ID: 60198937027)
  - pH at 25 Degrees C
- MW-58R-201507 (Lab ID: 60198937014)
  - pH at 25 Degrees C
- MW-60R-201507 (Lab ID: 60198937024)
  - pH at 25 Degrees C
- MW-61R-201507 (Lab ID: 60198937025)
  - pH at 25 Degrees C
- MW-62R-201507 (Lab ID: 60198937012)
  - pH at 25 Degrees C
- MW-63R-201507 (Lab ID: 60198937013)
  - pH at 25 Degrees C
- RW-69-201507 (Lab ID: 60198937001)
  - pH at 25 Degrees C

QC Batch: WET/56414

1e: Field pH

- IW-80-201507 (Lab ID: 60198937003)
  - pH at 25 Degrees C

This report shall not be reproduced, except in full,
without the written consent of Pace Analytical Services, Inc..

Pace Analytical Services, Inc.
9608 Loiret Blvd.
Lenexa, KS 66219
(913)599-5665

PROJECT NARRATIVE

Project: FORT SMITH, AR
Pace Project No.: 60198937

Method: **SM 4500-S-2 D**
Description: 4500S2D Sulfide, Total
Client: Environ_AR
Date: August 20, 2015

General Information:
19 samples were analyzed for SM 4500-S-2 D. All samples were received in acceptable condition with any exceptions noted below or on the chain-of custody and/or the sample condition upon receipt form (SCUR) attached at the end of this report.

Hold Time:
The samples were analyzed within the method required hold times with any exceptions noted below.

Method Blank:
All analytes were below the report limit in the method blank, where applicable, with any exceptions noted below.

Laboratory Control Spike:
All laboratory control spike compounds were within QC limits with any exceptions noted below.

Matrix Spikes:
All percent recoveries and relative percent differences (RPDs) were within acceptance criteria with any exceptions noted below.

QC Batch: WET/56115

A matrix spike and/or matrix spike duplicate (MS/MSD) were performed on the following sample(s): 60198856012

M1: Matrix spike recovery exceeded QC limits. Batch accepted based on laboratory control sample (LCS) recovery.

- MS (Lab ID: 1605167)
  - Sulfide, Total

Duplicate Sample:
All duplicate sample results were within method acceptance criteria with any exceptions noted below.

Additional Comments:

This report shall not be reproduced, except in full,
without the written consent of Pace Analytical Services, Inc..

Pace Analytical Services, Inc.
9608 Loiret Blvd.
Lenexa, KS 66219
(913)599-5665

PROJECT NARRATIVE

Project: FORT SMITH, AR
Pace Project No.: 60198937

Method: **EPA 300.0**
Description: 300.0 IC Anions 28 Days
Client: Environ_AR
Date: August 20, 2015

General Information:
19 samples were analyzed for EPA 300.0. All samples were received in acceptable condition with any exceptions noted below or on the chain-of custody and/or the sample condition upon receipt form (SCUR) attached at the end of this report.

Hold Time:
The samples were analyzed within the method required hold times with any exceptions noted below.

Initial Calibrations (including MS Tune as applicable):
All criteria were within method requirements with any exceptions noted below.

Continuing Calibration:
All criteria were within method requirements with any exceptions noted below.

Method Blank:
All analytes were below the report limit in the method blank, where applicable, with any exceptions noted below.

Laboratory Control Spike:
All laboratory control spike compounds were within QC limits with any exceptions noted below.

Matrix Spikes:
All percent recoveries and relative percent differences (RPDs) were within acceptance criteria with any exceptions noted below.

Additional Comments:

This report shall not be reproduced, except in full,
without the written consent of Pace Analytical Services, Inc..

Pace Analytical Services, Inc.
9608 Loiret Blvd.
Lenexa, KS 66219
(913)599-5665

PROJECT NARRATIVE

Project: FORT SMITH, AR
Pace Project No.: 60198937

Method: **EPA 350.1**
Description: 350.1 Ammonia
Client: Environ_AR
Date: August 20, 2015

General Information:
19 samples were analyzed for EPA 350.1. All samples were received in acceptable condition with any exceptions noted below or on the chain-of custody and/or the sample condition upon receipt form (SCUR) attached at the end of this report.

Hold Time:
The samples were analyzed within the method required hold times with any exceptions noted below.

Initial Calibrations (including MS Tune as applicable):
All criteria were within method requirements with any exceptions noted below.

Continuing Calibration:
All criteria were within method requirements with any exceptions noted below.

Method Blank:
All analytes were below the report limit in the method blank, where applicable, with any exceptions noted below.

Laboratory Control Spike:
All laboratory control spike compounds were within QC limits with any exceptions noted below.

Matrix Spikes:
All percent recoveries and relative percent differences (RPDs) were within acceptance criteria with any exceptions noted below.

QC Batch: WETA/35190

A matrix spike and/or matrix spike duplicate (MS/MSD) were performed on the following sample(s): 60198872002,60198937001

M1: Matrix spike recovery exceeded QC limits. Batch accepted based on laboratory control sample (LCS) recovery.

- MS (Lab ID: 1607282)
  - Nitrogen, Ammonia
- MS (Lab ID: 1607284)
  - Nitrogen, Ammonia

Duplicate Sample:
All duplicate sample results were within method acceptance criteria with any exceptions noted below.

Additional Comments:

This report shall not be reproduced, except in full,
without the written consent of Pace Analytical Services, Inc..

Pace Analytical Services, Inc.
9608 Loiret Blvd.
Lenexa, KS 66219
(913)599-5665

PROJECT NARRATIVE

Project: FORT SMITH, AR
Pace Project No.: 60198937

Method: **EPA 353.2**
Description: 353.2 Nitrogen, NO2/NO3 unpres
Client: Environ_AR
Date: August 20, 2015

General Information:
19 samples were analyzed for EPA 353.2. All samples were received in acceptable condition with any exceptions noted below or on the chain-of custody and/or the sample condition upon receipt form (SCUR) attached at the end of this report.

Hold Time:
The samples were analyzed within the method required hold times with any exceptions noted below.

Initial Calibrations (including MS Tune as applicable):
All criteria were within method requirements with any exceptions noted below.

Continuing Calibration:
All criteria were within method requirements with any exceptions noted below.

Method Blank:
All analytes were below the report limit in the method blank, where applicable, with any exceptions noted below.

Laboratory Control Spike:
All laboratory control spike compounds were within QC limits with any exceptions noted below.

Matrix Spikes:
All percent recoveries and relative percent differences (RPDs) were within acceptance criteria with any exceptions noted below.

QC Batch: WETA/35134

A matrix spike and/or matrix spike duplicate (MS/MSD) were performed on the following sample(s): 60198937025,60198937027

M1: Matrix spike recovery exceeded QC limits. Batch accepted based on laboratory control sample (LCS) recovery.

- MS (Lab ID: 1605088)
  - Nitrogen, NO2 plus NO3
  - Nitrogen, Nitrite
- MS (Lab ID: 1605090)
  - Nitrogen, NO2 plus NO3
  - Nitrogen, Nitrate
  - Nitrogen, Nitrite

Duplicate Sample:
All duplicate sample results were within method acceptance criteria with any exceptions noted below.

Additional Comments:

This report shall not be reproduced, except in full,
without the written consent of Pace Analytical Services, Inc..

Pace Analytical Services, Inc.
9608 Loiret Blvd.
Lenexa, KS 66219
(913)599-5665

PROJECT NARRATIVE

Project: FORT SMITH, AR
Pace Project No.: 60198937

Method: **SM 4500-CO2 D**
Description: Total Carbon Dioxide Calc
Client: Environ_AR
Date: August 20, 2015

General Information:
19 samples were analyzed for SM 4500-CO2 D. All samples were received in acceptable condition with any exceptions noted below or on the chain-of custody and/or the sample condition upon receipt form (SCUR) attached at the end of this report.

Hold Time:
The samples were analyzed within the method required hold times with any exceptions noted below.

Initial Calibrations (including MS Tune as applicable):
All criteria were within method requirements with any exceptions noted below.

Continuing Calibration:
All criteria were within method requirements with any exceptions noted below.

Method Blank:
All analytes were below the report limit in the method blank, where applicable, with any exceptions noted below.

Laboratory Control Spike:
All laboratory control spike compounds were within QC limits with any exceptions noted below.

Matrix Spikes:
All percent recoveries and relative percent differences (RPDs) were within acceptance criteria with any exceptions noted below.

Additional Comments:

This report shall not be reproduced, except in full,
without the written consent of Pace Analytical Services, Inc..

Pace Analytical Services, Inc.
9608 Loiret Blvd.
Lenexa, KS 66219
(913)599-5665

PROJECT NARRATIVE

Project: FORT SMITH, AR
Pace Project No.: 60198937

Method: **SM 5310C**
Description: 5310C TOC
Client: Environ_AR
Date: August 20, 2015

General Information:
19 samples were analyzed for SM 5310C. All samples were received in acceptable condition with any exceptions noted below or on the chain-of custody and/or the sample condition upon receipt form (SCUR) attached at the end of this report.

Hold Time:
The samples were analyzed within the method required hold times with any exceptions noted below.

Initial Calibrations (including MS Tune as applicable):
All criteria were within method requirements with any exceptions noted below.

Continuing Calibration:
All criteria were within method requirements with any exceptions noted below.

Method Blank:
All analytes were below the report limit in the method blank, where applicable, with any exceptions noted below.

Laboratory Control Spike:
All laboratory control spike compounds were within QC limits with any exceptions noted below.

Matrix Spikes:
All percent recoveries and relative percent differences (RPDs) were within acceptance criteria with any exceptions noted below.

QC Batch: WETA/35246

A matrix spike and/or matrix spike duplicate (MS/MSD) were performed on the following sample(s): 60198937001

M1: Matrix spike recovery exceeded QC limits. Batch accepted based on laboratory control sample (LCS) recovery.

- MS (Lab ID: 1609165)
  - Total Organic Carbon

QC Batch: WETA/35295

A matrix spike and/or matrix spike duplicate (MS/MSD) were performed on the following sample(s): 60198937012

M1: Matrix spike recovery exceeded QC limits. Batch accepted based on laboratory control sample (LCS) recovery.

- MS (Lab ID: 1611086)
  - Total Organic Carbon

QC Batch: WETA/35320

A matrix spike and/or matrix spike duplicate (MS/MSD) were performed on the following sample(s): 60198937021

M1: Matrix spike recovery exceeded QC limits. Batch accepted based on laboratory control sample (LCS) recovery.

- MS (Lab ID: 1611624)
  - Total Organic Carbon

Duplicate Sample:
All duplicate sample results were within method acceptance criteria with any exceptions noted below.

Additional Comments:

REPORT OF LABORATORY ANALYSIS

This report shall not be reproduced, except in full,
without the written consent of Pace Analytical Services, Inc..

Pace Analytical Services, Inc.
9608 Loiret Blvd.
Lenexa, KS 66219
(913)599-5665

PROJECT NARRATIVE

Project: FORT SMITH, AR
Pace Project No.: 60198937

Method: **SM 4500-P E**
Description: SM4500P-E, Total Phosphorus
Client: Environ_AR
Date: August 20, 2015

General Information:
19 samples were analyzed for SM 4500-P E. All samples were received in acceptable condition with any exceptions noted below or on the chain-of custody and/or the sample condition upon receipt form (SCUR) attached at the end of this report.

Hold Time:
The samples were analyzed within the method required hold times with any exceptions noted below.

Sample Preparation:
The samples were prepared in accordance with SM4500-P B with any exceptions noted below.

Initial Calibrations (including MS Tune as applicable):
All criteria were within method requirements with any exceptions noted below.

Continuing Calibration:
All criteria were within method requirements with any exceptions noted below.

Method Blank:
All analytes were below the report limit in the method blank, where applicable, with any exceptions noted below.

Laboratory Control Spike:
All laboratory control spike compounds were within QC limits with any exceptions noted below.

Matrix Spikes:
All percent recoveries and relative percent differences (RPDs) were within acceptance criteria with any exceptions noted below.

QC Batch: WETA/8714

A matrix spike and/or matrix spike duplicate (MS/MSD) were performed on the following sample(s): 60198937025

M1: Matrix spike recovery exceeded QC limits. Batch accepted based on laboratory control sample (LCS) recovery.

- MS (Lab ID: 154316)
  - Phosphate as P04

Additional Comments:

This data package has been reviewed for quality and completeness and is approved for release.

This report shall not be reproduced, except in full,
without the written consent of Pace Analytical Services, Inc..

Pace Analytical Services, Inc.
9608 Loiret Blvd.
Lenexa, KS 66219
(913)599-5665

ANALYTICAL RESULTS

Project: FORT SMITH, AR
Pace Project No.: 60198937

Sample: RW-69-201507 **Lab ID: 60198937001** Collected: 07/21/15 08:43 Received: 07/22/15 08:55 Matrix: Water

Parameters	Results	Units	Report Limit	MDL	DF	Prepared	Analyzed	CAS No.	Qual
Alcohol by Direct Inject GCFID	Analytical Method: EPA 8015 - Alcohol								
2-Chloroethanol	ND	ug/L	10000	1980	1		07/27/15 19:31	107-07-3	
6010 MET ICP	Analytical Method: EPA 6010 Preparation Method: EPA 3010								
Iron	**122**	ug/L	50.0	9.0	1	07/22/15 12:00	07/23/15 10:10	7439-89-6	
Manganese	**1030**	ug/L	5.0	2.4	1	07/22/15 12:00	07/23/15 10:10	7439-96-5	
8260 MSV	Analytical Method: EPA 5030B/8260								
Acetone	**2.7J**	ug/L	10.0	1.9	1		07/22/15 18:04	67-64-1	
Benzene	ND	ug/L	1.0	0.060	1		07/22/15 18:04	71-43-2	
Bromodichloromethane	ND	ug/L	1.0	0.19	1		07/22/15 18:04	75-27-4	
Bromoform	ND	ug/L	1.0	0.070	1		07/22/15 18:04	75-25-2	
Bromomethane	ND	ug/L	5.0	0.16	1		07/22/15 18:04	74-83-9	
2-Butanone (MEK)	ND	ug/L	10.0	0.59	1		07/22/15 18:04	78-93-3	
Carbon disulfide	ND	ug/L	5.0	0.12	1		07/22/15 18:04	75-15-0	
Carbon tetrachloride	ND	ug/L	1.0	0.18	1		07/22/15 18:04	56-23-5	
Chlorobenzene	ND	ug/L	1.0	0.21	1		07/22/15 18:04	108-90-7	
Chloroethane	ND	ug/L	1.0	0.15	1		07/22/15 18:04	75-00-3	
Chloroform	ND	ug/L	1.0	0.14	1		07/22/15 18:04	67-66-3	
Chloromethane	ND	ug/L	1.0	0.080	1		07/22/15 18:04	74-87-3	
Dibromochloromethane	ND	ug/L	1.0	0.21	1		07/22/15 18:04	124-48-1	
1,1-Dichloroethane	ND	ug/L	1.0	0.050	1		07/22/15 18:04	75-34-3	
1,2-Dichloroethane	ND	ug/L	1.0	0.12	1		07/22/15 18:04	107-06-2	
1,1-Dichloroethene	**0.90J**	ug/L	1.0	0.20	1		07/22/15 18:04	75-35-4	
cis-1,2-Dichloroethene	**5.5**	ug/L	1.0	0.080	1		07/22/15 18:04	156-59-2	
trans-1,2-Dichloroethene	ND	ug/L	1.0	0.20	1		07/22/15 18:04	156-60-5	
1,2-Dichloropropane	ND	ug/L	1.0	0.16	1		07/22/15 18:04	78-87-5	
cis-1,3-Dichloropropene	ND	ug/L	1.0	0.14	1		07/22/15 18:04	10061-01-5	
trans-1,3-Dichloropropene	ND	ug/L	1.0	0.12	1		07/22/15 18:04	10061-02-6	
Ethylbenzene	ND	ug/L	1.0	0.18	1		07/22/15 18:04	100-41-4	
2-Hexanone	ND	ug/L	10.0	1.2	1		07/22/15 18:04	591-78-6	
Methylene chloride	ND	ug/L	1.0	0.15	1		07/22/15 18:04	75-09-2	
4-Methyl-2-pentanone (MIBK)	ND	ug/L	10.0	0.42	1		07/22/15 18:04	108-10-1	
Styrene	ND	ug/L	1.0	0.12	1		07/22/15 18:04	100-42-5	
1,1,2,2-Tetrachloroethane	ND	ug/L	1.0	0.15	1		07/22/15 18:04	79-34-5	
Tetrachloroethene	ND	ug/L	1.0	0.10	1		07/22/15 18:04	127-18-4	
Toluene	ND	ug/L	1.0	0.17	1		07/22/15 18:04	108-88-3	
1,1,1-Trichloroethane	ND	ug/L	1.0	0.11	1		07/22/15 18:04	71-55-6	
1,1,2-Trichloroethane	ND	ug/L	1.0	0.20	1		07/22/15 18:04	79-00-5	
Trichloroethene	**135**	ug/L	1.0	0.17	1		07/22/15 18:04	79-01-6	
Vinyl chloride	**0.31J**	ug/L	1.0	0.13	1		07/22/15 18:04	75-01-4	
Xylene (Total)	ND	ug/L	3.0	0.42	1		07/22/15 18:04	1330-20-7	
Surrogates									
4-Bromofluorobenzene (S)	95	%	80-120		1		07/22/15 18:04	460-00-4	
1,2-Dichloroethane-d4 (S)	98	%	80-120		1		07/22/15 18:04	17060-07-0	
Toluene-d8 (S)	97	%	80-120		1		07/22/15 18:04	2037-26-5	
Preservation pH	**1.0**		0.10	0.10	1		07/22/15 18:04		

REPORT OF LABORATORY ANALYSIS

This report shall not be reproduced, except in full,
without the written consent of Pace Analytical Services, Inc..

Pace Analytical Services, Inc.
9608 Loiret Blvd.
Lenexa, KS 66219
(913)599-5665

ANALYTICAL RESULTS

Project: FORT SMITH, AR
Pace Project No.: 60198937

Sample: RW-69-201507 **Lab ID: 60198937001** Collected: 07/21/15 08:43 Received: 07/22/15 08:55 Matrix: Water

Parameters	Results	Units	Report Limit	MDL	DF	Prepared	Analyzed	CAS No.	Qual
2320B Alkalinity	Analytical Method: SM 2320B								
Alkalinity,Bicarbonate (CaCO3)	**15.8J**	mg/L	20.0	2.0	1		07/29/15 11:52		
Alkalinity, Carbonate (CaCO3)	ND	mg/L	20.0	2.0	1		07/29/15 11:52		
Alkalinity, Total as CaCO3	**15.8J**	mg/L	20.0	2.0	1		07/29/15 11:52		
Iron, Ferric (Calculation)	Analytical Method: SM 3500-Fe B#4								
Iron, Ferric	ND	mg/L	0.20		1		08/06/15 00:00	7439-89-6	
4500H+ pH, Electrometric	Analytical Method: SM 4500-H+B								
pH at 25 Degrees C	**4.9**	Std. Units	0.10	0.10	1		07/21/15 17:00		1e,H6
4500S2D Sulfide, Total	Analytical Method: SM 4500-S-2 D								
Sulfide, Total	ND	mg/L	0.050	0.012	1		07/27/15 09:45	18496-25-8	
300.0 IC Anions 28 Days	Analytical Method: EPA 300.0								
Chloride	**274**	mg/L	20.0	10.0	20		07/28/15 01:00	16887-00-6	
Sulfate	**1.9**	mg/L	1.0	0.24	1		07/28/15 00:47	14808-79-8	
350.1 Ammonia	Analytical Method: EPA 350.1								
Nitrogen, Ammonia	ND	mg/L	0.10	0.046	1		07/27/15 11:25	7664-41-7	M1
353.2 Nitrogen, NO2/NO3 unpres	Analytical Method: EPA 353.2								
Nitrogen, Nitrate	ND	mg/L	0.10	0.014	1		07/22/15 15:15		
Nitrogen, Nitrite	ND	mg/L	0.10	0.023	1		07/22/15 15:15		
Nitrogen, NO2 plus NO3	ND	mg/L	0.10	0.014	1		07/22/15 15:15		
Total Carbon Dioxide Calc	Analytical Method: SM 4500-CO2 D								
Carbon Dioxide Calculation	ND	mg/L	20.0	20.0	1		07/29/15 00:00		
5310C TOC	Analytical Method: SM 5310C								
Total Organic Carbon	ND	mg/L	1.0	0.46	1		07/30/15 15:39	7440-44-0	M1
SM4500P-E, Total Phosphorus	Analytical Method: SM 4500-P E Preparation Method: SM4500-P B								
Phosphate as P04	**0.056**	mg/L	0.030	0.010	1	07/28/15 09:07	07/28/15 13:24		

REPORT OF LABORATORY ANALYSIS

This report shall not be reproduced, except in full,
without the written consent of Pace Analytical Services, Inc..

Pace Analytical Services, Inc.
9608 Loiret Blvd.
Lenexa, KS 66219
(913)599-5665

ANALYTICAL RESULTS

Project: FORT SMITH, AR
Pace Project No.: 60198937

Sample: IW-73-201507 **Lab ID: 60198937002** Collected: 07/21/15 10:47 Received: 07/22/15 08:55 Matrix: Water

Parameters	Results	Units	Report Limit	MDL	DF	Prepared	Analyzed	CAS No.	Qual
Alcohol by Direct Inject GCFID	Analytical Method: EPA 8015 - Alcohol								
2-Chloroethanol	ND	ug/L	10000	1980	1		07/27/15 19:43	107-07-3	
6010 MET ICP	Analytical Method: EPA 6010 Preparation Method: EPA 3010								
Iron	**3690**	ug/L	50.0	9.0	1	07/22/15 12:00	07/23/15 10:16	7439-89-6	
Manganese	**2760**	ug/L	5.0	2.4	1	07/22/15 12:00	07/23/15 10:16	7439-96-5	
8260 MSV	Analytical Method: EPA 5030B/8260								
Acetone	ND	ug/L	10.0	1.9	1		07/22/15 18:19	67-64-1	
Benzene	ND	ug/L	1.0	0.060	1		07/22/15 18:19	71-43-2	
Bromodichloromethane	ND	ug/L	1.0	0.19	1		07/22/15 18:19	75-27-4	
Bromoform	ND	ug/L	1.0	0.070	1		07/22/15 18:19	75-25-2	
Bromomethane	ND	ug/L	5.0	0.16	1		07/22/15 18:19	74-83-9	
2-Butanone (MEK)	ND	ug/L	10.0	0.59	1		07/22/15 18:19	78-93-3	
Carbon disulfide	ND	ug/L	5.0	0.12	1		07/22/15 18:19	75-15-0	
Carbon tetrachloride	ND	ug/L	1.0	0.18	1		07/22/15 18:19	56-23-5	
Chlorobenzene	ND	ug/L	1.0	0.21	1		07/22/15 18:19	108-90-7	
Chloroethane	ND	ug/L	1.0	0.15	1		07/22/15 18:19	75-00-3	
Chloroform	ND	ug/L	1.0	0.14	1		07/22/15 18:19	67-66-3	
Chloromethane	ND	ug/L	1.0	0.080	1		07/22/15 18:19	74-87-3	
Dibromochloromethane	ND	ug/L	1.0	0.21	1		07/22/15 18:19	124-48-1	
1,1-Dichloroethane	ND	ug/L	1.0	0.050	1		07/22/15 18:19	75-34-3	
1,2-Dichloroethane	ND	ug/L	1.0	0.12	1		07/22/15 18:19	107-06-2	
1,1-Dichloroethene	**2.9**	ug/L	1.0	0.20	1		07/22/15 18:19	75-35-4	
cis-1,2-Dichloroethene	**9.0**	ug/L	1.0	0.080	1		07/22/15 18:19	156-59-2	
trans-1,2-Dichloroethene	ND	ug/L	1.0	0.20	1		07/22/15 18:19	156-60-5	
1,2-Dichloropropane	ND	ug/L	1.0	0.16	1		07/22/15 18:19	78-87-5	
cis-1,3-Dichloropropene	ND	ug/L	1.0	0.14	1		07/22/15 18:19	10061-01-5	
trans-1,3-Dichloropropene	ND	ug/L	1.0	0.12	1		07/22/15 18:19	10061-02-6	
Ethylbenzene	ND	ug/L	1.0	0.18	1		07/22/15 18:19	100-41-4	
2-Hexanone	ND	ug/L	10.0	1.2	1		07/22/15 18:19	591-78-6	
Methylene chloride	ND	ug/L	1.0	0.15	1		07/22/15 18:19	75-09-2	
4-Methyl-2-pentanone (MIBK)	ND	ug/L	10.0	0.42	1		07/22/15 18:19	108-10-1	
Styrene	ND	ug/L	1.0	0.12	1		07/22/15 18:19	100-42-5	
1,1,2,2-Tetrachloroethane	ND	ug/L	1.0	0.15	1		07/22/15 18:19	79-34-5	
Tetrachloroethene	ND	ug/L	1.0	0.10	1		07/22/15 18:19	127-18-4	
Toluene	ND	ug/L	1.0	0.17	1		07/22/15 18:19	108-88-3	
1,1,1-Trichloroethane	ND	ug/L	1.0	0.11	1		07/22/15 18:19	71-55-6	
1,1,2-Trichloroethane	ND	ug/L	1.0	0.20	1		07/22/15 18:19	79-00-5	
Trichloroethene	**143**	ug/L	1.0	0.17	1		07/22/15 18:19	79-01-6	
Vinyl chloride	**1.5**	ug/L	1.0	0.13	1		07/22/15 18:19	75-01-4	
Xylene (Total)	ND	ug/L	3.0	0.42	1		07/22/15 18:19	1330-20-7	
Surrogates									
4-Bromofluorobenzene (S)	99	%	80-120		1		07/22/15 18:19	460-00-4	
1,2-Dichloroethane-d4 (S)	97	%	80-120		1		07/22/15 18:19	17060-07-0	
Toluene-d8 (S)	99	%	80-120		1		07/22/15 18:19	2037-26-5	
Preservation pH	**1.0**		0.10	0.10	1		07/22/15 18:19		

REPORT OF LABORATORY ANALYSIS

This report shall not be reproduced, except in full,
without the written consent of Pace Analytical Services, Inc..

Pace Analytical Services, Inc.
9608 Loiret Blvd.
Lenexa, KS 66219
(913)599-5665

ANALYTICAL RESULTS

Project: FORT SMITH, AR
Pace Project No.: 60198937

Sample: IW-73-201507 **Lab ID: 60198937002** Collected: 07/21/15 10:47 Received: 07/22/15 08:55 Matrix: Water

Parameters	Results	Units	Report Limit	MDL	DF	Prepared	Analyzed	CAS No.	Qual
2320B Alkalinity	Analytical Method: SM 2320B								
Alkalinity,Bicarbonate (CaCO3)	**64.2**	mg/L	20.0	2.0	1		07/29/15 11:55		
Alkalinity, Carbonate (CaCO3)	ND	mg/L	20.0	2.0	1		07/29/15 11:55		
Alkalinity, Total as CaCO3	**64.2**	mg/L	20.0	2.0	1		07/29/15 11:55		
Iron, Ferric (Calculation)	Analytical Method: SM 3500-Fe B#4								
Iron, Ferric	**0.41**	mg/L	0.20		1		08/06/15 00:00	7439-89-6	
4500H+ pH, Electrometric	Analytical Method: SM 4500-H+B								
pH at 25 Degrees C	**5.5**	Std. Units	0.10	0.10	1		07/21/15 17:00		1e,H6
4500S2D Sulfide, Total	Analytical Method: SM 4500-S-2 D								
Sulfide, Total	ND	mg/L	0.050	0.012	1		07/27/15 09:46	18496-25-8	
300.0 IC Anions 28 Days	Analytical Method: EPA 300.0								
Chloride	**253**	mg/L	20.0	10.0	20		07/28/15 01:55	16887-00-6	
Sulfate	**3.2**	mg/L	1.0	0.24	1		07/28/15 01:14	14808-79-8	
350.1 Ammonia	Analytical Method: EPA 350.1								
Nitrogen, Ammonia	**0.095J**	mg/L	0.10	0.046	1		07/27/15 11:30	7664-41-7	
353.2 Nitrogen, NO2/NO3 unpres	Analytical Method: EPA 353.2								
Nitrogen, Nitrate	**0.056J**	mg/L	0.10	0.014	1		07/22/15 15:16		
Nitrogen, Nitrite	ND	mg/L	0.10	0.023	1		07/22/15 15:16		
Nitrogen, NO2 plus NO3	**0.056J**	mg/L	0.10	0.014	1		07/22/15 15:16		
Total Carbon Dioxide Calc	Analytical Method: SM 4500-CO2 D								
Carbon Dioxide Calculation	**501**	mg/L	20.0	20.0	1		07/29/15 00:00		
5310C TOC	Analytical Method: SM 5310C								
Total Organic Carbon	ND	mg/L	1.0	0.46	1		07/30/15 16:31	7440-44-0	
SM4500P-E, Total Phosphorus	Analytical Method: SM 4500-P E Preparation Method: SM4500-P B								
Phosphate as P04	**0.31**	mg/L	0.030	0.010	1	07/28/15 09:07	07/28/15 13:24		

REPORT OF LABORATORY ANALYSIS

This report shall not be reproduced, except in full,
without the written consent of Pace Analytical Services, Inc..

Pace Analytical Services, Inc.
9608 Loiret Blvd.
Lenexa, KS 66219
(913)599-5665

ANALYTICAL RESULTS

Project: FORT SMITH, AR
Pace Project No.: 60198937

Sample: IW-80-201507 **Lab ID: 60198937003** Collected: 07/21/15 09:20 Received: 07/22/15 08:55 Matrix: Water

Parameters	Results	Units	Report Limit	MDL	DF	Prepared	Analyzed	CAS No.	Qual
Alcohol by Direct Inject GCFID	Analytical Method: EPA 8015 - Alcohol								
2-Chloroethanol	ND	ug/L	10000	1980	1		07/27/15 19:54	107-07-3	
6010 MET ICP	Analytical Method: EPA 6010 Preparation Method: EPA 3010								
Iron	**145**	ug/L	50.0	9.0	1	07/22/15 12:00	07/23/15 10:18	7439-89-6	
Manganese	**14.3**	ug/L	5.0	2.4	1	07/22/15 12:00	07/23/15 10:18	7439-96-5	
8260 MSV	Analytical Method: EPA 5030B/8260								
Acetone	**8.0J**	ug/L	10.0	1.9	1		07/23/15 17:01	67-64-1	
Benzene	ND	ug/L	1.0	0.060	1		07/23/15 17:01	71-43-2	
Bromodichloromethane	ND	ug/L	1.0	0.19	1		07/23/15 17:01	75-27-4	
Bromoform	**0.97J**	ug/L	1.0	0.070	1		07/23/15 17:01	75-25-2	
Bromomethane	**1.2J**	ug/L	5.0	0.16	1		07/23/15 17:01	74-83-9	
2-Butanone (MEK)	ND	ug/L	10.0	0.59	1		07/23/15 17:01	78-93-3	
Carbon disulfide	ND	ug/L	5.0	0.12	1		07/23/15 17:01	75-15-0	
Carbon tetrachloride	ND	ug/L	1.0	0.18	1		07/23/15 17:01	56-23-5	
Chlorobenzene	ND	ug/L	1.0	0.21	1		07/23/15 17:01	108-90-7	
Chloroethane	ND	ug/L	1.0	0.15	1		07/23/15 17:01	75-00-3	
Chloroform	ND	ug/L	1.0	0.14	1		07/23/15 17:01	67-66-3	
Chloromethane	**0.60J**	ug/L	1.0	0.080	1		07/23/15 17:01	74-87-3	
Dibromochloromethane	ND	ug/L	1.0	0.21	1		07/23/15 17:01	124-48-1	
1,1-Dichloroethane	ND	ug/L	1.0	0.050	1		07/23/15 17:01	75-34-3	
1,2-Dichloroethane	ND	ug/L	1.0	0.12	1		07/23/15 17:01	107-06-2	
1,1-Dichloroethene	ND	ug/L	1.0	0.20	1		07/23/15 17:01	75-35-4	
cis-1,2-Dichloroethene	**0.39J**	ug/L	1.0	0.080	1		07/23/15 17:01	156-59-2	
trans-1,2-Dichloroethene	ND	ug/L	1.0	0.20	1		07/23/15 17:01	156-60-5	
1,2-Dichloropropane	ND	ug/L	1.0	0.16	1		07/23/15 17:01	78-87-5	
cis-1,3-Dichloropropene	ND	ug/L	1.0	0.14	1		07/23/15 17:01	10061-01-5	
trans-1,3-Dichloropropene	ND	ug/L	1.0	0.12	1		07/23/15 17:01	10061-02-6	
Ethylbenzene	ND	ug/L	1.0	0.18	1		07/23/15 17:01	100-41-4	
2-Hexanone	ND	ug/L	10.0	1.2	1		07/23/15 17:01	591-78-6	
Methylene chloride	ND	ug/L	1.0	0.15	1		07/23/15 17:01	75-09-2	
4-Methyl-2-pentanone (MIBK)	ND	ug/L	10.0	0.42	1		07/23/15 17:01	108-10-1	
Styrene	ND	ug/L	1.0	0.12	1		07/23/15 17:01	100-42-5	
1,1,2,2-Tetrachloroethane	ND	ug/L	1.0	0.15	1		07/23/15 17:01	79-34-5	
Tetrachloroethene	ND	ug/L	1.0	0.10	1		07/23/15 17:01	127-18-4	
Toluene	ND	ug/L	1.0	0.17	1		07/23/15 17:01	108-88-3	
1,1,1-Trichloroethane	ND	ug/L	1.0	0.11	1		07/23/15 17:01	71-55-6	
1,1,2-Trichloroethane	ND	ug/L	1.0	0.20	1		07/23/15 17:01	79-00-5	
Trichloroethene	**12.5**	ug/L	1.0	0.17	1		07/23/15 17:01	79-01-6	
Vinyl chloride	ND	ug/L	1.0	0.13	1		07/23/15 17:01	75-01-4	
Xylene (Total)	ND	ug/L	3.0	0.42	1		07/23/15 17:01	1330-20-7	
Surrogates									
4-Bromofluorobenzene (S)	97	%	80-120		1		07/23/15 17:01	460-00-4	
1,2-Dichloroethane-d4 (S)	102	%	80-120		1		07/23/15 17:01	17060-07-0	
Toluene-d8 (S)	102	%	80-120		1		07/23/15 17:01	2037-26-5	
Preservation pH	**4.0**		0.10	0.10	1		07/23/15 17:01		

REPORT OF LABORATORY ANALYSIS

This report shall not be reproduced, except in full,
without the written consent of Pace Analytical Services, Inc..

Pace Analytical Services, Inc.
9608 Loiret Blvd.
Lenexa, KS 66219
(913)599-5665

ANALYTICAL RESULTS

Project: FORT SMITH, AR
Pace Project No.: 60198937

Sample: IW-80-201507 **Lab ID: 60198937003** Collected: 07/21/15 09:20 Received: 07/22/15 08:55 Matrix: Water

Parameters	Results	Units	Report Limit	MDL	DF	Prepared	Analyzed	CAS No.	Qual
2320B Alkalinity	Analytical Method: SM 2320B								
Alkalinity,Bicarbonate (CaCO3)	**167**	mg/L	20.0	2.0	1		07/29/15 12:07		
Alkalinity, Carbonate (CaCO3)	ND	mg/L	20.0	2.0	1		07/29/15 12:07		
Alkalinity, Total as CaCO3	**167**	mg/L	20.0	2.0	1		07/29/15 12:07		
Iron, Ferric (Calculation)	Analytical Method: SM 3500-Fe B#4								
Iron, Ferric	ND	mg/L	0.20		1		08/06/15 00:00	7439-89-6	
4500H+ pH, Electrometric	Analytical Method: SM 4500-H+B								
pH at 25 Degrees C	**6.4**	Std. Units	0.10	0.10	1		07/21/15 17:00		1e,H6
4500S2D Sulfide, Total	Analytical Method: SM 4500-S-2 D								
Sulfide, Total	ND	mg/L	0.050	0.012	1		07/27/15 09:46	18496-25-8	
300.0 IC Anions 28 Days	Analytical Method: EPA 300.0								
Chloride	**229**	mg/L	20.0	10.0	20		07/28/15 02:09	16887-00-6	
Sulfate	**442**	mg/L	50.0	11.8	50		07/28/15 02:22	14808-79-8	
350.1 Ammonia	Analytical Method: EPA 350.1								
Nitrogen, Ammonia	**0.12**	mg/L	0.10	0.046	1		07/27/15 11:31	7664-41-7	
353.2 Nitrogen, NO2/NO3 unpres	Analytical Method: EPA 353.2								
Nitrogen, Nitrate	**0.57**	mg/L	0.10	0.014	1		07/22/15 15:17		
Nitrogen, Nitrite	ND	mg/L	0.10	0.023	1		07/22/15 15:17		
Nitrogen, NO2 plus NO3	**0.57**	mg/L	0.10	0.014	1		07/22/15 15:17		
Total Carbon Dioxide Calc	Analytical Method: SM 4500-CO2 D								
Carbon Dioxide Calculation	**293**	mg/L	20.0	20.0	1		07/29/15 00:00		
5310C TOC	Analytical Method: SM 5310C								
Total Organic Carbon	**0.67J**	mg/L	1.0	0.46	1		07/30/15 16:44	7440-44-0	
SM4500P-E, Total Phosphorus	Analytical Method: SM 4500-P E Preparation Method: SM4500-P B								
Phosphate as P04	**0.75**	mg/L	0.030	0.010	1	07/28/15 09:07	07/28/15 13:24		

REPORT OF LABORATORY ANALYSIS

This report shall not be reproduced, except in full,
without the written consent of Pace Analytical Services, Inc..

Pace Analytical Services, Inc.
9608 Loiret Blvd.
Lenexa, KS 66219
(913)599-5665

ANALYTICAL RESULTS

Project: FORT SMITH, AR
Pace Project No.: 60198937

Sample: ITMW-9-201507 **Lab ID: 60198937004** Collected: 07/21/15 14:33 Received: 07/22/15 08:55 Matrix: Water

Parameters	Results	Units	Report Limit	MDL	DF	Prepared	Analyzed	CAS No.	Qual
Alcohol by Direct Inject GCFID	Analytical Method: EPA 8015 - Alcohol								
2-Chloroethanol	ND	ug/L	10000	1980	1		07/27/15 20:05	107-07-3	
6010 MET ICP	Analytical Method: EPA 6010 Preparation Method: EPA 3010								
Iron	**48.6J**	ug/L	50.0	9.0	1	07/22/15 12:00	07/23/15 10:20	7439-89-6	
Manganese	**125**	ug/L	5.0	2.4	1	07/22/15 12:00	07/23/15 10:20	7439-96-5	
8260 MSV	Analytical Method: EPA 5030B/8260								
Acetone	**11.7**	ug/L	10.0	1.9	1		07/23/15 11:02	67-64-1	
Benzene	ND	ug/L	1.0	0.060	1		07/23/15 11:02	71-43-2	
Bromodichloromethane	ND	ug/L	1.0	0.19	1		07/23/15 11:02	75-27-4	
Bromoform	ND	ug/L	1.0	0.070	1		07/23/15 11:02	75-25-2	
Bromomethane	ND	ug/L	5.0	0.16	1		07/23/15 11:02	74-83-9	
2-Butanone (MEK)	ND	ug/L	10.0	0.59	1		07/23/15 11:02	78-93-3	
Carbon disulfide	ND	ug/L	5.0	0.12	1		07/23/15 11:02	75-15-0	
Carbon tetrachloride	ND	ug/L	1.0	0.18	1		07/23/15 11:02	56-23-5	
Chlorobenzene	ND	ug/L	1.0	0.21	1		07/23/15 11:02	108-90-7	
Chloroethane	ND	ug/L	1.0	0.15	1		07/23/15 11:02	75-00-3	
Chloroform	**0.24J**	ug/L	1.0	0.14	1		07/23/15 11:02	67-66-3	
Chloromethane	ND	ug/L	1.0	0.080	1		07/23/15 11:02	74-87-3	
Dibromochloromethane	ND	ug/L	1.0	0.21	1		07/23/15 11:02	124-48-1	
1,1-Dichloroethane	ND	ug/L	1.0	0.050	1		07/23/15 11:02	75-34-3	
1,2-Dichloroethane	ND	ug/L	1.0	0.12	1		07/23/15 11:02	107-06-2	
1,1-Dichloroethene	**0.86J**	ug/L	1.0	0.20	1		07/23/15 11:02	75-35-4	
cis-1,2-Dichloroethene	**35.5**	ug/L	1.0	0.080	1		07/23/15 11:02	156-59-2	
trans-1,2-Dichloroethene	**4.1**	ug/L	1.0	0.20	1		07/23/15 11:02	156-60-5	
1,2-Dichloropropane	ND	ug/L	1.0	0.16	1		07/23/15 11:02	78-87-5	
cis-1,3-Dichloropropene	ND	ug/L	1.0	0.14	1		07/23/15 11:02	10061-01-5	
trans-1,3-Dichloropropene	ND	ug/L	1.0	0.12	1		07/23/15 11:02	10061-02-6	
Ethylbenzene	ND	ug/L	1.0	0.18	1		07/23/15 11:02	100-41-4	
2-Hexanone	ND	ug/L	10.0	1.2	1		07/23/15 11:02	591-78-6	
Methylene chloride	ND	ug/L	1.0	0.15	1		07/23/15 11:02	75-09-2	
4-Methyl-2-pentanone (MIBK)	ND	ug/L	10.0	0.42	1		07/23/15 11:02	108-10-1	
Styrene	ND	ug/L	1.0	0.12	1		07/23/15 11:02	100-42-5	
1,1,2,2-Tetrachloroethane	ND	ug/L	1.0	0.15	1		07/23/15 11:02	79-34-5	
Tetrachloroethene	ND	ug/L	1.0	0.10	1		07/23/15 11:02	127-18-4	
Toluene	ND	ug/L	1.0	0.17	1		07/23/15 11:02	108-88-3	
1,1,1-Trichloroethane	ND	ug/L	1.0	0.11	1		07/23/15 11:02	71-55-6	
1,1,2-Trichloroethane	ND	ug/L	1.0	0.20	1		07/23/15 11:02	79-00-5	
Trichloroethene	**142**	ug/L	1.0	0.17	1		07/23/15 11:02	79-01-6	
Vinyl chloride	**0.40J**	ug/L	1.0	0.13	1		07/23/15 11:02	75-01-4	
Xylene (Total)	ND	ug/L	3.0	0.42	1		07/23/15 11:02	1330-20-7	
Surrogates									
4-Bromofluorobenzene (S)	98	%	80-120		1		07/23/15 11:02	460-00-4	
1,2-Dichloroethane-d4 (S)	100	%	80-120		1		07/23/15 11:02	17060-07-0	
Toluene-d8 (S)	101	%	80-120		1		07/23/15 11:02	2037-26-5	
Preservation pH	**1.0**		0.10	0.10	1		07/23/15 11:02		

REPORT OF LABORATORY ANALYSIS

This report shall not be reproduced, except in full,
without the written consent of Pace Analytical Services, Inc..

Pace Analytical Services, Inc.
9608 Loiret Blvd.
Lenexa, KS 66219
(913)599-5665

ANALYTICAL RESULTS

Project: FORT SMITH, AR
Pace Project No.: 60198937

Sample: ITMW-9-201507 **Lab ID: 60198937004** Collected: 07/21/15 14:33 Received: 07/22/15 08:55 Matrix: Water

Parameters	Results	Units	Report Limit	MDL	DF	Prepared	Analyzed	CAS No.	Qual
2320B Alkalinity	Analytical Method: SM 2320B								
Alkalinity,Bicarbonate (CaCO3)	**35.8**	mg/L	20.0	2.0	1		07/29/15 12:13		
Alkalinity, Carbonate (CaCO3)	ND	mg/L	20.0	2.0	1		07/29/15 12:13		
Alkalinity, Total as CaCO3	**35.8**	mg/L	20.0	2.0	1		07/29/15 12:13		
Iron, Ferric (Calculation)	Analytical Method: SM 3500-Fe B#4								
Iron, Ferric	ND	mg/L	0.20		1		08/06/15 00:00	7439-89-6	
4500H+ pH, Electrometric	Analytical Method: SM 4500-H+B								
pH at 25 Degrees C	**5.3**	Std. Units	0.10	0.10	1		07/21/15 17:00		1e,H6
4500S2D Sulfide, Total	Analytical Method: SM 4500-S-2 D								
Sulfide, Total	ND	mg/L	0.050	0.012	1		07/27/15 09:47	18496-25-8	
300.0 IC Anions 28 Days	Analytical Method: EPA 300.0								
Chloride	**108**	mg/L	10.0	5.0	10		07/23/15 13:42	16887-00-6	
Sulfate	**21.5**	mg/L	2.0	0.47	2		07/27/15 18:23	14808-79-8	
350.1 Ammonia	Analytical Method: EPA 350.1								
Nitrogen, Ammonia	ND	mg/L	0.10	0.046	1		07/27/15 11:32	7664-41-7	
353.2 Nitrogen, NO2/NO3 unpres	Analytical Method: EPA 353.2								
Nitrogen, Nitrate	**24.5**	mg/L	2.0	0.28	20		07/22/15 15:46		
Nitrogen, Nitrite	ND	mg/L	2.0	0.46	20		07/22/15 15:46		
Nitrogen, NO2 plus NO3	**24.5**	mg/L	2.0	0.28	20		07/22/15 15:46		
Total Carbon Dioxide Calc	Analytical Method: SM 4500-CO2 D								
Carbon Dioxide Calculation	**390**	mg/L	20.0	20.0	1		07/29/15 00:00		
5310C TOC	Analytical Method: SM 5310C								
Total Organic Carbon	ND	mg/L	1.0	0.46	1		07/30/15 17:11	7440-44-0	
SM4500P-E, Total Phosphorus	Analytical Method: SM 4500-P E Preparation Method: SM4500-P B								
Phosphate as P04	**0.10**	mg/L	0.030	0.010	1	07/28/15 09:07	07/28/15 13:24		

REPORT OF LABORATORY ANALYSIS

This report shall not be reproduced, except in full,
without the written consent of Pace Analytical Services, Inc..

Pace Analytical Services, Inc.
9608 Loiret Blvd.
Lenexa, KS 66219
(913)599-5665

ANALYTICAL RESULTS

Project: FORT SMITH, AR
Pace Project No.: 60198937

Sample: MW-34R-201507 **Lab ID: 60198937005** Collected: 07/21/15 12:10 Received: 07/22/15 08:55 Matrix: Water

Comments: • Sample ID updated from MW-34-201507 to MW-34R-201507 per client request on 08/18/2015.

Parameters	Results	Units	Report Limit	MDL	DF	Prepared	Analyzed	CAS No.	Qual
Alcohol by Direct Inject GCFID	Analytical Method: EPA 8015 - Alcohol								
2-Chloroethanol	ND	ug/L	10000	1980	1		07/27/15 20:17	107-07-3	
6010 MET ICP	Analytical Method: EPA 6010 Preparation Method: EPA 3010								
Iron	**380**	ug/L	50.0	9.0	1	07/22/15 12:00	07/23/15 10:23	7439-89-6	
Manganese	**2000**	ug/L	5.0	2.4	1	07/22/15 12:00	07/23/15 10:23	7439-96-5	
8260 MSV	Analytical Method: EPA 5030B/8260								
Acetone	**32.1**	ug/L	10.0	1.9	1		07/23/15 17:18	67-64-1	
Benzene	**0.56J**	ug/L	1.0	0.060	1		07/23/15 17:18	71-43-2	
Bromodichloromethane	ND	ug/L	1.0	0.19	1		07/23/15 17:18	75-27-4	
Bromoform	**1.2**	ug/L	1.0	0.070	1		07/23/15 17:18	75-25-2	
Bromomethane	**1.9J**	ug/L	5.0	0.16	1		07/23/15 17:18	74-83-9	
2-Butanone (MEK)	ND	ug/L	10.0	0.59	1		07/23/15 17:18	78-93-3	
Carbon disulfide	**0.46J**	ug/L	5.0	0.12	1		07/23/15 17:18	75-15-0	
Carbon tetrachloride	ND	ug/L	1.0	0.18	1		07/23/15 17:18	56-23-5	
Chlorobenzene	ND	ug/L	1.0	0.21	1		07/23/15 17:18	108-90-7	
Chloroethane	ND	ug/L	1.0	0.15	1		07/23/15 17:18	75-00-3	
Chloroform	**2.9**	ug/L	1.0	0.14	1		07/23/15 17:18	67-66-3	
Chloromethane	**2.3**	ug/L	1.0	0.080	1		07/23/15 17:18	74-87-3	
Dibromochloromethane	ND	ug/L	1.0	0.21	1		07/23/15 17:18	124-48-1	
1,1-Dichloroethane	ND	ug/L	1.0	0.050	1		07/23/15 17:18	75-34-3	
1,2-Dichloroethane	ND	ug/L	1.0	0.12	1		07/23/15 17:18	107-06-2	
1,1-Dichloroethene	ND	ug/L	1.0	0.20	1		07/23/15 17:18	75-35-4	
cis-1,2-Dichloroethene	ND	ug/L	1.0	0.080	1		07/23/15 17:18	156-59-2	
trans-1,2-Dichloroethene	ND	ug/L	1.0	0.20	1		07/23/15 17:18	156-60-5	
1,2-Dichloropropane	ND	ug/L	1.0	0.16	1		07/23/15 17:18	78-87-5	
cis-1,3-Dichloropropene	ND	ug/L	1.0	0.14	1		07/23/15 17:18	10061-01-5	
trans-1,3-Dichloropropene	ND	ug/L	1.0	0.12	1		07/23/15 17:18	10061-02-6	
Ethylbenzene	ND	ug/L	1.0	0.18	1		07/23/15 17:18	100-41-4	
2-Hexanone	ND	ug/L	10.0	1.2	1		07/23/15 17:18	591-78-6	
Methylene chloride	ND	ug/L	1.0	0.15	1		07/23/15 17:18	75-09-2	
4-Methyl-2-pentanone (MIBK)	ND	ug/L	10.0	0.42	1		07/23/15 17:18	108-10-1	
Styrene	ND	ug/L	1.0	0.12	1		07/23/15 17:18	100-42-5	
1,1,2,2-Tetrachloroethane	ND	ug/L	1.0	0.15	1		07/23/15 17:18	79-34-5	
Tetrachloroethene	ND	ug/L	1.0	0.10	1		07/23/15 17:18	127-18-4	
Toluene	ND	ug/L	1.0	0.17	1		07/23/15 17:18	108-88-3	
1,1,1-Trichloroethane	ND	ug/L	1.0	0.11	1		07/23/15 17:18	71-55-6	
1,1,2-Trichloroethane	ND	ug/L	1.0	0.20	1		07/23/15 17:18	79-00-5	
Trichloroethene	**3.5**	ug/L	1.0	0.17	1		07/23/15 17:18	79-01-6	
Vinyl chloride	ND	ug/L	1.0	0.13	1		07/23/15 17:18	75-01-4	
Xylene (Total)	ND	ug/L	3.0	0.42	1		07/23/15 17:18	1330-20-7	
Surrogates									
4-Bromofluorobenzene (S)	100	%	80-120		1		07/23/15 17:18	460-00-4	
1,2-Dichloroethane-d4 (S)	99	%	80-120		1		07/23/15 17:18	17060-07-0	
Toluene-d8 (S)	101	%	80-120		1		07/23/15 17:18	2037-26-5	

REPORT OF LABORATORY ANALYSIS

This report shall not be reproduced, except in full,
without the written consent of Pace Analytical Services, Inc..

Pace Analytical Services, Inc.
9608 Loiret Blvd.
Lenexa, KS 66219
(913)599-5665

ANALYTICAL RESULTS

Project: FORT SMITH, AR
Pace Project No.: 60198937

Sample: MW-34R-201507 **Lab ID: 60198937005** Collected: 07/21/15 12:10 Received: 07/22/15 08:55 Matrix: Water

Comments: • Sample ID updated from MW-34-201507 to MW-34R-201507 per client request on 08/18/2015.

Parameters	Results	Units	Report Limit	MDL	DF	Prepared	Analyzed	CAS No.	Qual
8260 MSV	Analytical Method: EPA 5030B/8260								
Preservation pH	**4.0**		0.10	0.10	1		07/23/15 17:18		
2320B Alkalinity	Analytical Method: SM 2320B								
Alkalinity,Bicarbonate (CaCO3)	**20.5**	mg/L	20.0	2.0	1		07/29/15 12:15		
Alkalinity, Carbonate (CaCO3)	ND	mg/L	20.0	2.0	1		07/29/15 12:15		
Alkalinity, Total as CaCO3	**20.5**	mg/L	20.0	2.0	1		07/29/15 12:15		
Iron, Ferric (Calculation)	Analytical Method: SM 3500-Fe B#4								
Iron, Ferric	**0.38**	mg/L	0.20		1		08/06/15 00:00	7439-89-6	
4500H+ pH, Electrometric	Analytical Method: SM 4500-H+B								
pH at 25 Degrees C	**5.2**	Std. Units	0.10	0.10	1		07/21/15 17:00		1e,H6
4500S2D Sulfide, Total	Analytical Method: SM 4500-S-2 D								
Sulfide, Total	ND	mg/L	0.050	0.012	1		07/27/15 09:48	18496-25-8	
300.0 IC Anions 28 Days	Analytical Method: EPA 300.0								
Chloride	**188**	mg/L	10.0	5.0	10		07/23/15 14:37	16887-00-6	
Sulfate	**175**	mg/L	10.0	2.4	10		07/23/15 14:37	14808-79-8	
350.1 Ammonia	Analytical Method: EPA 350.1								
Nitrogen, Ammonia	ND	mg/L	0.10	0.046	1		07/27/15 11:33	7664-41-7	
353.2 Nitrogen, NO2/NO3 unpres	Analytical Method: EPA 353.2								
Nitrogen, Nitrate	**0.12**	mg/L	0.10	0.014	1		07/22/15 15:18		
Nitrogen, Nitrite	ND	mg/L	0.10	0.023	1		07/22/15 15:18		
Nitrogen, NO2 plus NO3	**0.12**	mg/L	0.10	0.014	1		07/22/15 15:18		
Total Carbon Dioxide Calc	Analytical Method: SM 4500-CO2 D								
Carbon Dioxide Calculation	**283**	mg/L	20.0	20.0	1		07/29/15 00:00		
5310C TOC	Analytical Method: SM 5310C								
Total Organic Carbon	**0.65J**	mg/L	1.0	0.46	1		07/30/15 17:24	7440-44-0	
SM4500P-E, Total Phosphorus	Analytical Method: SM 4500-P E Preparation Method: SM4500-P B								
Phosphate as P04	**0.032**	mg/L	0.030	0.010	1	07/28/15 09:07	07/28/15 13:24		

REPORT OF LABORATORY ANALYSIS

This report shall not be reproduced, except in full,
without the written consent of Pace Analytical Services, Inc..

Pace Analytical Services, Inc.
9608 Loiret Blvd.
Lenexa, KS 66219
(913)599-5665

ANALYTICAL RESULTS

Project: FORT SMITH, AR
Pace Project No.: 60198937

Sample: MW-35R-201507 **Lab ID: 60198937006** Collected: 07/21/15 09:35 Received: 07/22/15 08:55 Matrix: Water

Parameters	Results	Units	Report Limit	MDL	DF	Prepared	Analyzed	CAS No.	Qual
Alcohol by Direct Inject GCFID	Analytical Method: EPA 8015 - Alcohol								
2-Chloroethanol	ND	ug/L	10000	1980	1		07/27/15 20:28	107-07-3	
6010 MET ICP	Analytical Method: EPA 6010 Preparation Method: EPA 3010								
Iron	**74.2**	ug/L	50.0	9.0	1	07/22/15 12:00	07/23/15 10:25	7439-89-6	
Manganese	**46.5**	ug/L	5.0	2.4	1	07/22/15 12:00	07/23/15 10:25	7439-96-5	
8260 MSV	Analytical Method: EPA 5030B/8260								
Acetone	**46.1**	ug/L	10.0	1.9	1		07/23/15 17:33	67-64-1	
Benzene	**0.11J**	ug/L	1.0	0.060	1		07/23/15 17:33	71-43-2	
Bromodichloromethane	ND	ug/L	1.0	0.19	1		07/23/15 17:33	75-27-4	
Bromoform	**0.16J**	ug/L	1.0	0.070	1		07/23/15 17:33	75-25-2	
Bromomethane	**37.3**	ug/L	5.0	0.16	1		07/23/15 17:33	74-83-9	
2-Butanone (MEK)	ND	ug/L	10.0	0.59	1		07/23/15 17:33	78-93-3	
Carbon disulfide	ND	ug/L	5.0	0.12	1		07/23/15 17:33	75-15-0	
Carbon tetrachloride	ND	ug/L	1.0	0.18	1		07/23/15 17:33	56-23-5	
Chlorobenzene	ND	ug/L	1.0	0.21	1		07/23/15 17:33	108-90-7	
Chloroethane	ND	ug/L	1.0	0.15	1		07/23/15 17:33	75-00-3	
Chloroform	**0.15J**	ug/L	1.0	0.14	1		07/23/15 17:33	67-66-3	
Chloromethane	**39.9**	ug/L	1.0	0.080	1		07/23/15 17:33	74-87-3	
Dibromochloromethane	ND	ug/L	1.0	0.21	1		07/23/15 17:33	124-48-1	
1,1-Dichloroethane	ND	ug/L	1.0	0.050	1		07/23/15 17:33	75-34-3	
1,2-Dichloroethane	ND	ug/L	1.0	0.12	1		07/23/15 17:33	107-06-2	
1,1-Dichloroethene	ND	ug/L	1.0	0.20	1		07/23/15 17:33	75-35-4	
cis-1,2-Dichloroethene	**1.0**	ug/L	1.0	0.080	1		07/23/15 17:33	156-59-2	
trans-1,2-Dichloroethene	ND	ug/L	1.0	0.20	1		07/23/15 17:33	156-60-5	
1,2-Dichloropropane	ND	ug/L	1.0	0.16	1		07/23/15 17:33	78-87-5	
cis-1,3-Dichloropropene	ND	ug/L	1.0	0.14	1		07/23/15 17:33	10061-01-5	
trans-1,3-Dichloropropene	ND	ug/L	1.0	0.12	1		07/23/15 17:33	10061-02-6	
Ethylbenzene	ND	ug/L	1.0	0.18	1		07/23/15 17:33	100-41-4	
2-Hexanone	ND	ug/L	10.0	1.2	1		07/23/15 17:33	591-78-6	
Methylene chloride	ND	ug/L	1.0	0.15	1		07/23/15 17:33	75-09-2	
4-Methyl-2-pentanone (MIBK)	ND	ug/L	10.0	0.42	1		07/23/15 17:33	108-10-1	
Styrene	ND	ug/L	1.0	0.12	1		07/23/15 17:33	100-42-5	
1,1,2,2-Tetrachloroethane	ND	ug/L	1.0	0.15	1		07/23/15 17:33	79-34-5	
Tetrachloroethene	ND	ug/L	1.0	0.10	1		07/23/15 17:33	127-18-4	
Toluene	ND	ug/L	1.0	0.17	1		07/23/15 17:33	108-88-3	
1,1,1-Trichloroethane	ND	ug/L	1.0	0.11	1		07/23/15 17:33	71-55-6	
1,1,2-Trichloroethane	ND	ug/L	1.0	0.20	1		07/23/15 17:33	79-00-5	
Trichloroethene	**33.7**	ug/L	1.0	0.17	1		07/23/15 17:33	79-01-6	
Vinyl chloride	ND	ug/L	1.0	0.13	1		07/23/15 17:33	75-01-4	
Xylene (Total)	ND	ug/L	3.0	0.42	1		07/23/15 17:33	1330-20-7	
Surrogates									
4-Bromofluorobenzene (S)	101	%	80-120		1		07/23/15 17:33	460-00-4	
1,2-Dichloroethane-d4 (S)	103	%	80-120		1		07/23/15 17:33	17060-07-0	
Toluene-d8 (S)	97	%	80-120		1		07/23/15 17:33	2037-26-5	
Preservation pH	**4.0**		0.10	0.10	1		07/23/15 17:33		

REPORT OF LABORATORY ANALYSIS

This report shall not be reproduced, except in full,
without the written consent of Pace Analytical Services, Inc..

Pace Analytical Services, Inc.
9608 Loiret Blvd.
Lenexa, KS 66219
(913)599-5665

ANALYTICAL RESULTS

Project: FORT SMITH, AR
Pace Project No.: 60198937

Sample: MW-35R-201507 **Lab ID: 60198937006** Collected: 07/21/15 09:35 Received: 07/22/15 08:55 Matrix: Water

Parameters	Results	Units	Report Limit	MDL	DF	Prepared	Analyzed	CAS No.	Qual
2320B Alkalinity	Analytical Method: SM 2320B								
Alkalinity,Bicarbonate (CaCO3)	**330**	mg/L	20.0	2.0	1		07/29/15 12:19		
Alkalinity, Carbonate (CaCO3)	ND	mg/L	20.0	2.0	1		07/29/15 12:19		
Alkalinity, Total as CaCO3	**330**	mg/L	20.0	2.0	1		07/29/15 12:19		
Iron, Ferric (Calculation)	Analytical Method: SM 3500-Fe B#4								
Iron, Ferric	ND	mg/L	0.20		1		08/06/15 00:00	7439-89-6	
4500H+ pH, Electrometric	Analytical Method: SM 4500-H+B								
pH at 25 Degrees C	**6.1**	Std. Units	0.10	0.10	1		07/21/15 17:00		1e,H6
4500S2D Sulfide, Total	Analytical Method: SM 4500-S-2 D								
Sulfide, Total	ND	mg/L	0.050	0.012	1		07/27/15 09:50	18496-25-8	
300.0 IC Anions 28 Days	Analytical Method: EPA 300.0								
Chloride	**260**	mg/L	20.0	10.0	20		07/27/15 11:19	16887-00-6	
Sulfate	**5330**	mg/L	500	118	500		07/27/15 11:33	14808-79-8	
350.1 Ammonia	Analytical Method: EPA 350.1								
Nitrogen, Ammonia	**1.6**	mg/L	0.10	0.046	1		07/27/15 11:34	7664-41-7	
353.2 Nitrogen, NO2/NO3 unpres	Analytical Method: EPA 353.2								
Nitrogen, Nitrate	**3.3**	mg/L	0.10	0.014	1		07/22/15 15:19		
Nitrogen, Nitrite	ND	mg/L	0.10	0.023	1		07/22/15 15:19		
Nitrogen, NO2 plus NO3	**3.3**	mg/L	0.10	0.014	1		07/22/15 15:19		
Total Carbon Dioxide Calc	Analytical Method: SM 4500-CO2 D								
Carbon Dioxide Calculation	**828**	mg/L	20.0	20.0	1		07/29/15 00:00		
5310C TOC	Analytical Method: SM 5310C								
Total Organic Carbon	**1.1**	mg/L	1.0	0.46	1		08/03/15 09:46	7440-44-0	
SM4500P-E, Total Phosphorus	Analytical Method: SM 4500-P E Preparation Method: SM4500-P B								
Phosphate as P04	**2.0**	mg/L	0.030	0.010	1	07/28/15 09:07	07/28/15 13:24		

REPORT OF LABORATORY ANALYSIS

This report shall not be reproduced, except in full,
without the written consent of Pace Analytical Services, Inc..

Pace Analytical Services, Inc.
9608 Loiret Blvd.
Lenexa, KS 66219
(913)599-5665

ANALYTICAL RESULTS

Project: FORT SMITH, AR
Pace Project No.: 60198937

Sample: IW-76-201507 **Lab ID: 60198937007** Collected: 07/21/15 14:10 Received: 07/22/15 08:55 Matrix: Water

Parameters	Results	Units	Report Limit	MDL	DF	Prepared	Analyzed	CAS No.	Qual
Alcohol by Direct Inject GCFID	Analytical Method: EPA 8015 - Alcohol								
2-Chloroethanol	ND	ug/L	10000	1980	1		07/27/15 20:39	107-07-3	
6010 MET ICP	Analytical Method: EPA 6010 Preparation Method: EPA 3010								
Iron	ND	ug/L	50.0	9.0	1	07/22/15 12:00	07/23/15 10:31	7439-89-6	
Manganese	**36.3**	ug/L	5.0	2.4	1	07/22/15 12:00	07/23/15 10:31	7439-96-5	
8260 MSV	Analytical Method: EPA 5030B/8260								
Acetone	**17.8**	ug/L	10.0	1.9	1		07/23/15 12:17	67-64-1	
Benzene	ND	ug/L	1.0	0.060	1		07/23/15 12:17	71-43-2	
Bromodichloromethane	**0.21J**	ug/L	1.0	0.19	1		07/23/15 12:17	75-27-4	
Bromoform	**9.0**	ug/L	1.0	0.070	1		07/23/15 12:17	75-25-2	
Bromomethane	**3.1J**	ug/L	5.0	0.16	1		07/23/15 12:17	74-83-9	
2-Butanone (MEK)	ND	ug/L	10.0	0.59	1		07/23/15 12:17	78-93-3	
Carbon disulfide	ND	ug/L	5.0	0.12	1		07/23/15 12:17	75-15-0	
Carbon tetrachloride	ND	ug/L	1.0	0.18	1		07/23/15 12:17	56-23-5	
Chlorobenzene	ND	ug/L	1.0	0.21	1		07/23/15 12:17	108-90-7	
Chloroethane	ND	ug/L	1.0	0.15	1		07/23/15 12:17	75-00-3	
Chloroform	**0.15J**	ug/L	1.0	0.14	1		07/23/15 12:17	67-66-3	
Chloromethane	**2.6**	ug/L	1.0	0.080	1		07/23/15 12:17	74-87-3	
Dibromochloromethane	**0.40J**	ug/L	1.0	0.21	1		07/23/15 12:17	124-48-1	
1,1-Dichloroethane	ND	ug/L	1.0	0.050	1		07/23/15 12:17	75-34-3	
1,2-Dichloroethane	ND	ug/L	1.0	0.12	1		07/23/15 12:17	107-06-2	
1,1-Dichloroethene	ND	ug/L	1.0	0.20	1		07/23/15 12:17	75-35-4	
cis-1,2-Dichloroethene	**7.3**	ug/L	1.0	0.080	1		07/23/15 12:17	156-59-2	
trans-1,2-Dichloroethene	**2.1**	ug/L	1.0	0.20	1		07/23/15 12:17	156-60-5	
1,2-Dichloropropane	ND	ug/L	1.0	0.16	1		07/23/15 12:17	78-87-5	
cis-1,3-Dichloropropene	ND	ug/L	1.0	0.14	1		07/23/15 12:17	10061-01-5	
trans-1,3-Dichloropropene	ND	ug/L	1.0	0.12	1		07/23/15 12:17	10061-02-6	
Ethylbenzene	ND	ug/L	1.0	0.18	1		07/23/15 12:17	100-41-4	
2-Hexanone	ND	ug/L	10.0	1.2	1		07/23/15 12:17	591-78-6	
Methylene chloride	ND	ug/L	1.0	0.15	1		07/23/15 12:17	75-09-2	
4-Methyl-2-pentanone (MIBK)	ND	ug/L	10.0	0.42	1		07/23/15 12:17	108-10-1	
Styrene	ND	ug/L	1.0	0.12	1		07/23/15 12:17	100-42-5	
1,1,2,2-Tetrachloroethane	ND	ug/L	1.0	0.15	1		07/23/15 12:17	79-34-5	
Tetrachloroethene	ND	ug/L	1.0	0.10	1		07/23/15 12:17	127-18-4	
Toluene	ND	ug/L	1.0	0.17	1		07/23/15 12:17	108-88-3	
1,1,1-Trichloroethane	ND	ug/L	1.0	0.11	1		07/23/15 12:17	71-55-6	
1,1,2-Trichloroethane	ND	ug/L	1.0	0.20	1		07/23/15 12:17	79-00-5	
Trichloroethene	**323**	ug/L	5.0	0.85	5		07/23/15 00:45	79-01-6	
Vinyl chloride	ND	ug/L	1.0	0.13	1		07/23/15 12:17	75-01-4	
Xylene (Total)	ND	ug/L	3.0	0.42	1		07/23/15 12:17	1330-20-7	
Surrogates									
4-Bromofluorobenzene (S)	99	%	80-120		1		07/23/15 12:17	460-00-4	
1,2-Dichloroethane-d4 (S)	98	%	80-120		1		07/23/15 12:17	17060-07-0	
Toluene-d8 (S)	98	%	80-120		1		07/23/15 12:17	2037-26-5	
Preservation pH	**1.0**		0.10	0.10	1		07/23/15 12:17		

REPORT OF LABORATORY ANALYSIS

This report shall not be reproduced, except in full,
without the written consent of Pace Analytical Services, Inc..

Pace Analytical Services, Inc.
9608 Loiret Blvd.
Lenexa, KS 66219
(913)599-5665

ANALYTICAL RESULTS

Project: FORT SMITH, AR
Pace Project No.: 60198937

Sample: IW-76-201507 **Lab ID: 60198937007** Collected: 07/21/15 14:10 Received: 07/22/15 08:55 Matrix: Water

Parameters	Results	Units	Report Limit	MDL	DF	Prepared	Analyzed	CAS No.	Qual
2320B Alkalinity	Analytical Method: SM 2320B								
Alkalinity,Bicarbonate (CaCO3)	**22.6**	mg/L	20.0	2.0	1		07/29/15 12:23		
Alkalinity, Carbonate (CaCO3)	ND	mg/L	20.0	2.0	1		07/29/15 12:23		
Alkalinity, Total as CaCO3	**22.6**	mg/L	20.0	2.0	1		07/29/15 12:23		
Iron, Ferric (Calculation)	Analytical Method: SM 3500-Fe B#4								
Iron, Ferric	ND	mg/L	0.20		1		08/06/15 00:00	7439-89-6	
4500H+ pH, Electrometric	Analytical Method: SM 4500-H+B								
pH at 25 Degrees C	**5.1**	Std. Units	0.10	0.10	1		07/21/15 17:00		1e,H6
4500S2D Sulfide, Total	Analytical Method: SM 4500-S-2 D								
Sulfide, Total	ND	mg/L	0.050	0.012	1		07/27/15 09:51	18496-25-8	
300.0 IC Anions 28 Days	Analytical Method: EPA 300.0								
Chloride	**383**	mg/L	25.0	12.5	25		07/27/15 18:50	16887-00-6	
Sulfate	**251**	mg/L	25.0	5.9	25		07/27/15 18:50	14808-79-8	
350.1 Ammonia	Analytical Method: EPA 350.1								
Nitrogen, Ammonia	ND	mg/L	0.10	0.046	1		07/27/15 11:36	7664-41-7	
353.2 Nitrogen, NO2/NO3 unpres	Analytical Method: EPA 353.2								
Nitrogen, Nitrate	**0.63**	mg/L	0.10	0.014	1		07/22/15 15:20		
Nitrogen, Nitrite	ND	mg/L	0.10	0.023	1		07/22/15 15:20		
Nitrogen, NO2 plus NO3	**0.63**	mg/L	0.10	0.014	1		07/22/15 15:20		
Total Carbon Dioxide Calc	Analytical Method: SM 4500-CO2 D								
Carbon Dioxide Calculation	**362**	mg/L	20.0	20.0	1		07/29/15 00:00		
5310C TOC	Analytical Method: SM 5310C								
Total Organic Carbon	ND	mg/L	1.0	0.46	1		08/03/15 10:12	7440-44-0	
SM4500P-E, Total Phosphorus	Analytical Method: SM 4500-P E Preparation Method: SM4500-P B								
Phosphate as P04	**0.032**	mg/L	0.030	0.010	1	07/28/15 09:07	07/28/15 13:24		

REPORT OF LABORATORY ANALYSIS

This report shall not be reproduced, except in full,
without the written consent of Pace Analytical Services, Inc..

Pace Analytical Services, Inc.
9608 Loiret Blvd.
Lenexa, KS 66219
(913)599-5665

ANALYTICAL RESULTS

Project: FORT SMITH, AR
Pace Project No.: 60198937

Sample: EB-02-201507 **Lab ID: 60198937008** Collected: 07/21/15 16:55 Received: 07/22/15 08:55 Matrix: Water

Parameters	Results	Units	Report Limit	MDL	DF	Prepared	Analyzed	CAS No.	Qual
8260 MSV	Analytical Method: EPA 5030B/8260								
Acetone	**10.3**	ug/L	10.0	1.9	1		07/22/15 21:47	67-64-1	
Benzene	ND	ug/L	1.0	0.060	1		07/22/15 21:47	71-43-2	
Bromodichloromethane	ND	ug/L	1.0	0.19	1		07/22/15 21:47	75-27-4	
Bromoform	ND	ug/L	1.0	0.070	1		07/22/15 21:47	75-25-2	
Bromomethane	ND	ug/L	5.0	0.16	1		07/22/15 21:47	74-83-9	
2-Butanone (MEK)	ND	ug/L	10.0	0.59	1		07/22/15 21:47	78-93-3	
Carbon disulfide	ND	ug/L	5.0	0.12	1		07/22/15 21:47	75-15-0	
Carbon tetrachloride	ND	ug/L	1.0	0.18	1		07/22/15 21:47	56-23-5	
Chlorobenzene	ND	ug/L	1.0	0.21	1		07/22/15 21:47	108-90-7	
Chloroethane	ND	ug/L	1.0	0.15	1		07/22/15 21:47	75-00-3	
Chloroform	ND	ug/L	1.0	0.14	1		07/22/15 21:47	67-66-3	
Chloromethane	ND	ug/L	1.0	0.080	1		07/22/15 21:47	74-87-3	
Dibromochloromethane	ND	ug/L	1.0	0.21	1		07/22/15 21:47	124-48-1	
1,1-Dichloroethane	ND	ug/L	1.0	0.050	1		07/22/15 21:47	75-34-3	
1,2-Dichloroethane	ND	ug/L	1.0	0.12	1		07/22/15 21:47	107-06-2	
1,1-Dichloroethene	ND	ug/L	1.0	0.20	1		07/22/15 21:47	75-35-4	
cis-1,2-Dichloroethene	ND	ug/L	1.0	0.080	1		07/22/15 21:47	156-59-2	
trans-1,2-Dichloroethene	ND	ug/L	1.0	0.20	1		07/22/15 21:47	156-60-5	
1,2-Dichloropropane	ND	ug/L	1.0	0.16	1		07/22/15 21:47	78-87-5	
cis-1,3-Dichloropropene	ND	ug/L	1.0	0.14	1		07/22/15 21:47	10061-01-5	
trans-1,3-Dichloropropene	ND	ug/L	1.0	0.12	1		07/22/15 21:47	10061-02-6	
Ethylbenzene	ND	ug/L	1.0	0.18	1		07/22/15 21:47	100-41-4	
2-Hexanone	ND	ug/L	10.0	1.2	1		07/22/15 21:47	591-78-6	
Methylene chloride	ND	ug/L	1.0	0.15	1		07/22/15 21:47	75-09-2	
4-Methyl-2-pentanone (MIBK)	ND	ug/L	10.0	0.42	1		07/22/15 21:47	108-10-1	
Styrene	ND	ug/L	1.0	0.12	1		07/22/15 21:47	100-42-5	
1,1,2,2-Tetrachloroethane	ND	ug/L	1.0	0.15	1		07/22/15 21:47	79-34-5	
Tetrachloroethene	ND	ug/L	1.0	0.10	1		07/22/15 21:47	127-18-4	
Toluene	**0.35J**	ug/L	1.0	0.17	1		07/22/15 21:47	108-88-3	
1,1,1-Trichloroethane	ND	ug/L	1.0	0.11	1		07/22/15 21:47	71-55-6	
1,1,2-Trichloroethane	ND	ug/L	1.0	0.20	1		07/22/15 21:47	79-00-5	
Trichloroethene	ND	ug/L	1.0	0.17	1		07/22/15 21:47	79-01-6	
Vinyl chloride	ND	ug/L	1.0	0.13	1		07/22/15 21:47	75-01-4	
Xylene (Total)	ND	ug/L	3.0	0.42	1		07/22/15 21:47	1330-20-7	
Surrogates									
4-Bromofluorobenzene (S)	99	%	80-120		1		07/22/15 21:47	460-00-4	
1,2-Dichloroethane-d4 (S)	103	%	80-120		1		07/22/15 21:47	17060-07-0	
Toluene-d8 (S)	100	%	80-120		1		07/22/15 21:47	2037-26-5	
Preservation pH	**1.0**		0.10	0.10	1		07/22/15 21:47		

REPORT OF LABORATORY ANALYSIS

This report shall not be reproduced, except in full,
without the written consent of Pace Analytical Services, Inc..

Pace Analytical Services, Inc.
9608 Loiret Blvd.
Lenexa, KS 66219
(913)599-5665

ANALYTICAL RESULTS

Project: FORT SMITH, AR
Pace Project No.: 60198937

Sample: DUP-08-201507 **Lab ID: 60198937009** Collected: 07/21/15 12:57 Received: 07/22/15 08:55 Matrix: Water

Parameters	Results	Units	Report Limit	MDL	DF	Prepared	Analyzed	CAS No.	Qual
8260 MSV	Analytical Method: EPA 5030B/8260								
Acetone	**2.6J**	ug/L	10.0	1.9	1		07/23/15 00:01	67-64-1	
Benzene	**0.22J**	ug/L	1.0	0.060	1		07/23/15 00:01	71-43-2	
Bromodichloromethane	ND	ug/L	1.0	0.19	1		07/23/15 00:01	75-27-4	
Bromoform	ND	ug/L	1.0	0.070	1		07/23/15 00:01	75-25-2	
Bromomethane	ND	ug/L	5.0	0.16	1		07/23/15 00:01	74-83-9	
2-Butanone (MEK)	ND	ug/L	10.0	0.59	1		07/23/15 00:01	78-93-3	
Carbon disulfide	ND	ug/L	5.0	0.12	1		07/23/15 00:01	75-15-0	
Carbon tetrachloride	ND	ug/L	1.0	0.18	1		07/23/15 00:01	56-23-5	
Chlorobenzene	ND	ug/L	1.0	0.21	1		07/23/15 00:01	108-90-7	
Chloroethane	ND	ug/L	1.0	0.15	1		07/23/15 00:01	75-00-3	
Chloroform	ND	ug/L	1.0	0.14	1		07/23/15 00:01	67-66-3	
Chloromethane	ND	ug/L	1.0	0.080	1		07/23/15 00:01	74-87-3	
Dibromochloromethane	ND	ug/L	1.0	0.21	1		07/23/15 00:01	124-48-1	
1,1-Dichloroethane	ND	ug/L	1.0	0.050	1		07/23/15 00:01	75-34-3	
1,2-Dichloroethane	ND	ug/L	1.0	0.12	1		07/23/15 00:01	107-06-2	
1,1-Dichloroethene	**0.52J**	ug/L	1.0	0.20	1		07/23/15 00:01	75-35-4	
cis-1,2-Dichloroethene	**4.2**	ug/L	1.0	0.080	1		07/23/15 00:01	156-59-2	
trans-1,2-Dichloroethene	**0.37J**	ug/L	1.0	0.20	1		07/23/15 00:01	156-60-5	
1,2-Dichloropropane	ND	ug/L	1.0	0.16	1		07/23/15 00:01	78-87-5	
cis-1,3-Dichloropropene	ND	ug/L	1.0	0.14	1		07/23/15 00:01	10061-01-5	
trans-1,3-Dichloropropene	ND	ug/L	1.0	0.12	1		07/23/15 00:01	10061-02-6	
Ethylbenzene	ND	ug/L	1.0	0.18	1		07/23/15 00:01	100-41-4	
2-Hexanone	ND	ug/L	10.0	1.2	1		07/23/15 00:01	591-78-6	
Methylene chloride	ND	ug/L	1.0	0.15	1		07/23/15 00:01	75-09-2	
4-Methyl-2-pentanone (MIBK)	ND	ug/L	10.0	0.42	1		07/23/15 00:01	108-10-1	
Styrene	ND	ug/L	1.0	0.12	1		07/23/15 00:01	100-42-5	
1,1,2,2-Tetrachloroethane	ND	ug/L	1.0	0.15	1		07/23/15 00:01	79-34-5	
Tetrachloroethene	ND	ug/L	1.0	0.10	1		07/23/15 00:01	127-18-4	
Toluene	ND	ug/L	1.0	0.17	1		07/23/15 00:01	108-88-3	
1,1,1-Trichloroethane	ND	ug/L	1.0	0.11	1		07/23/15 00:01	71-55-6	
1,1,2-Trichloroethane	ND	ug/L	1.0	0.20	1		07/23/15 00:01	79-00-5	
Trichloroethene	**168**	ug/L	1.0	0.17	1		07/23/15 00:01	79-01-6	
Vinyl chloride	**1.3**	ug/L	1.0	0.13	1		07/23/15 00:01	75-01-4	
Xylene (Total)	ND	ug/L	3.0	0.42	1		07/23/15 00:01	1330-20-7	
Surrogates									
4-Bromofluorobenzene (S)	101	%	80-120		1		07/23/15 00:01	460-00-4	
1,2-Dichloroethane-d4 (S)	99	%	80-120		1		07/23/15 00:01	17060-07-0	
Toluene-d8 (S)	103	%	80-120		1		07/23/15 00:01	2037-26-5	
Preservation pH	**1.0**		0.10	0.10	1		07/23/15 00:01		

REPORT OF LABORATORY ANALYSIS

This report shall not be reproduced, except in full,
without the written consent of Pace Analytical Services, Inc..

Pace Analytical Services, Inc.
9608 Loiret Blvd.
Lenexa, KS 66219
(913)599-5665

ANALYTICAL RESULTS

Project: FORT SMITH, AR
Pace Project No.: 60198937

Sample: IW-74-201507 **Lab ID: 60198937010** Collected: 07/21/15 12:57 Received: 07/22/15 08:55 Matrix: Water

Parameters	Results	Units	Report Limit	MDL	DF	Prepared	Analyzed	CAS No.	Qual
Alcohol by Direct Inject GCFID	Analytical Method: EPA 8015 - Alcohol								
2-Chloroethanol	ND	ug/L	10000	1980	1		07/27/15 20:51	107-07-3	
6010 MET ICP	Analytical Method: EPA 6010 Preparation Method: EPA 3010								
Iron	**41.5J**	ug/L	50.0	9.0	1	07/22/15 12:00	07/23/15 10:34	7439-89-6	
Manganese	**1080**	ug/L	5.0	2.4	1	07/22/15 12:00	07/23/15 10:34	7439-96-5	
8260 MSV	Analytical Method: EPA 5030B/8260								
Acetone	ND	ug/L	10.0	1.9	1		07/22/15 23:46	67-64-1	
Benzene	**0.25J**	ug/L	1.0	0.060	1		07/22/15 23:46	71-43-2	
Bromodichloromethane	ND	ug/L	1.0	0.19	1		07/22/15 23:46	75-27-4	
Bromoform	ND	ug/L	1.0	0.070	1		07/22/15 23:46	75-25-2	
Bromomethane	ND	ug/L	5.0	0.16	1		07/22/15 23:46	74-83-9	
2-Butanone (MEK)	ND	ug/L	10.0	0.59	1		07/22/15 23:46	78-93-3	
Carbon disulfide	ND	ug/L	5.0	0.12	1		07/22/15 23:46	75-15-0	
Carbon tetrachloride	ND	ug/L	1.0	0.18	1		07/22/15 23:46	56-23-5	
Chlorobenzene	ND	ug/L	1.0	0.21	1		07/22/15 23:46	108-90-7	
Chloroethane	ND	ug/L	1.0	0.15	1		07/22/15 23:46	75-00-3	
Chloroform	ND	ug/L	1.0	0.14	1		07/22/15 23:46	67-66-3	
Chloromethane	ND	ug/L	1.0	0.080	1		07/22/15 23:46	74-87-3	
Dibromochloromethane	ND	ug/L	1.0	0.21	1		07/22/15 23:46	124-48-1	
1,1-Dichloroethane	ND	ug/L	1.0	0.050	1		07/22/15 23:46	75-34-3	
1,2-Dichloroethane	ND	ug/L	1.0	0.12	1		07/22/15 23:46	107-06-2	
1,1-Dichloroethene	**0.47J**	ug/L	1.0	0.20	1		07/22/15 23:46	75-35-4	
cis-1,2-Dichloroethene	**4.6**	ug/L	1.0	0.080	1		07/22/15 23:46	156-59-2	
trans-1,2-Dichloroethene	**0.37J**	ug/L	1.0	0.20	1		07/22/15 23:46	156-60-5	
1,2-Dichloropropane	ND	ug/L	1.0	0.16	1		07/22/15 23:46	78-87-5	
cis-1,3-Dichloropropene	ND	ug/L	1.0	0.14	1		07/22/15 23:46	10061-01-5	
trans-1,3-Dichloropropene	ND	ug/L	1.0	0.12	1		07/22/15 23:46	10061-02-6	
Ethylbenzene	ND	ug/L	1.0	0.18	1		07/22/15 23:46	100-41-4	
2-Hexanone	ND	ug/L	10.0	1.2	1		07/22/15 23:46	591-78-6	
Methylene chloride	ND	ug/L	1.0	0.15	1		07/22/15 23:46	75-09-2	
4-Methyl-2-pentanone (MIBK)	ND	ug/L	10.0	0.42	1		07/22/15 23:46	108-10-1	
Styrene	ND	ug/L	1.0	0.12	1		07/22/15 23:46	100-42-5	
1,1,2,2-Tetrachloroethane	ND	ug/L	1.0	0.15	1		07/22/15 23:46	79-34-5	
Tetrachloroethene	ND	ug/L	1.0	0.10	1		07/22/15 23:46	127-18-4	
Toluene	ND	ug/L	1.0	0.17	1		07/22/15 23:46	108-88-3	
1,1,1-Trichloroethane	ND	ug/L	1.0	0.11	1		07/22/15 23:46	71-55-6	
1,1,2-Trichloroethane	ND	ug/L	1.0	0.20	1		07/22/15 23:46	79-00-5	
Trichloroethene	**168**	ug/L	1.0	0.17	1		07/22/15 23:46	79-01-6	
Vinyl chloride	**1.4**	ug/L	1.0	0.13	1		07/22/15 23:46	75-01-4	
Xylene (Total)	ND	ug/L	3.0	0.42	1		07/22/15 23:46	1330-20-7	
Surrogates									
4-Bromofluorobenzene (S)	98	%	80-120		1		07/22/15 23:46	460-00-4	
1,2-Dichloroethane-d4 (S)	97	%	80-120		1		07/22/15 23:46	17060-07-0	
Toluene-d8 (S)	99	%	80-120		1		07/22/15 23:46	2037-26-5	
Preservation pH	**1.0**		0.10	0.10	1		07/22/15 23:46		

REPORT OF LABORATORY ANALYSIS

This report shall not be reproduced, except in full,
without the written consent of Pace Analytical Services, Inc..

Pace Analytical Services, Inc.
9608 Loiret Blvd.
Lenexa, KS 66219
(913)599-5665

ANALYTICAL RESULTS

Project: FORT SMITH, AR
Pace Project No.: 60198937

Sample: IW-74-201507 **Lab ID: 60198937010** Collected: 07/21/15 12:57 Received: 07/22/15 08:55 Matrix: Water

Parameters	Results	Units	Report Limit	MDL	DF	Prepared	Analyzed	CAS No.	Qual
2320B Alkalinity	Analytical Method: SM 2320B								
Alkalinity,Bicarbonate (CaCO3)	**80.5**	mg/L	20.0	2.0	1		07/29/15 12:26		
Alkalinity, Carbonate (CaCO3)	ND	mg/L	20.0	2.0	1		07/29/15 12:26		
Alkalinity, Total as CaCO3	**80.5**	mg/L	20.0	2.0	1		07/29/15 12:26		
Iron, Ferric (Calculation)	Analytical Method: SM 3500-Fe B#4								
Iron, Ferric	ND	mg/L	0.20		1		08/06/15 00:00	7439-89-6	
4500H+ pH, Electrometric	Analytical Method: SM 4500-H+B								
pH at 25 Degrees C	**5.6**	Std. Units	0.10	0.10	1		07/21/15 17:00		1e,H6
4500S2D Sulfide, Total	Analytical Method: SM 4500-S-2 D								
Sulfide, Total	ND	mg/L	0.050	0.012	1		07/27/15 10:01	18496-25-8	
300.0 IC Anions 28 Days	Analytical Method: EPA 300.0								
Chloride	**278**	mg/L	20.0	10.0	20		07/27/15 19:18	16887-00-6	
Sulfate	**2.2**	mg/L	1.0	0.24	1		07/27/15 19:04	14808-79-8	
350.1 Ammonia	Analytical Method: EPA 350.1								
Nitrogen, Ammonia	ND	mg/L	0.10	0.046	1		07/27/15 11:37	7664-41-7	
353.2 Nitrogen, NO2/NO3 unpres	Analytical Method: EPA 353.2								
Nitrogen, Nitrate	**0.36**	mg/L	0.10	0.014	1		07/22/15 15:21		
Nitrogen, Nitrite	ND	mg/L	0.10	0.023	1		07/22/15 15:21		
Nitrogen, NO2 plus NO3	**0.36**	mg/L	0.10	0.014	1		07/22/15 15:21		
Total Carbon Dioxide Calc	Analytical Method: SM 4500-CO2 D								
Carbon Dioxide Calculation	**484**	mg/L	20.0	20.0	1		07/29/15 00:00		
5310C TOC	Analytical Method: SM 5310C								
Total Organic Carbon	ND	mg/L	1.0	0.46	1		08/03/15 10:38	7440-44-0	
SM4500P-E, Total Phosphorus	Analytical Method: SM 4500-P E Preparation Method: SM4500-P B								
Phosphate as P04	**0.032**	mg/L	0.030	0.010	1	07/28/15 09:07	07/28/15 13:24		

REPORT OF LABORATORY ANALYSIS

This report shall not be reproduced, except in full,
without the written consent of Pace Analytical Services, Inc..

Pace Analytical Services, Inc.
9608 Loiret Blvd.
Lenexa, KS 66219
(913)599-5665

ANALYTICAL RESULTS

Project: FORT SMITH, AR
Pace Project No.: 60198937

Sample: IW-77-201507 **Lab ID: 60198937011** Collected: 07/21/15 11:30 Received: 07/22/15 08:55 Matrix: Water

Parameters	Results	Units	Report Limit	MDL	DF	Prepared	Analyzed	CAS No.	Qual
Alcohol by Direct Inject GCFID	Analytical Method: EPA 8015 - Alcohol								
2-Chloroethanol	ND	ug/L	10000	1980	1		07/28/15 21:51	107-07-3	
6010 MET ICP	Analytical Method: EPA 6010 Preparation Method: EPA 3010								
Iron	**148**	ug/L	50.0	9.0	1	07/22/15 12:00	07/23/15 10:36	7439-89-6	
Manganese	**41.7**	ug/L	5.0	2.4	1	07/22/15 12:00	07/23/15 10:36	7439-96-5	
8260 MSV	Analytical Method: EPA 5030B/8260								
Acetone	**34.7**	ug/L	10.0	1.9	1		07/23/15 18:18	67-64-1	
Benzene	ND	ug/L	1.0	0.060	1		07/23/15 18:18	71-43-2	
Bromodichloromethane	ND	ug/L	1.0	0.19	1		07/23/15 18:18	75-27-4	
Bromoform	**0.35J**	ug/L	1.0	0.070	1		07/23/15 18:18	75-25-2	
Bromomethane	**6.3**	ug/L	5.0	0.16	1		07/23/15 18:18	74-83-9	
2-Butanone (MEK)	ND	ug/L	10.0	0.59	1		07/23/15 18:18	78-93-3	
Carbon disulfide	ND	ug/L	5.0	0.12	1		07/23/15 18:18	75-15-0	
Carbon tetrachloride	ND	ug/L	1.0	0.18	1		07/23/15 18:18	56-23-5	
Chlorobenzene	ND	ug/L	1.0	0.21	1		07/23/15 18:18	108-90-7	
Chloroethane	ND	ug/L	1.0	0.15	1		07/23/15 18:18	75-00-3	
Chloroform	**0.33J**	ug/L	1.0	0.14	1		07/23/15 18:18	67-66-3	
Chloromethane	**34.8**	ug/L	1.0	0.080	1		07/23/15 18:18	74-87-3	
Dibromochloromethane	ND	ug/L	1.0	0.21	1		07/23/15 18:18	124-48-1	
1,1-Dichloroethane	ND	ug/L	1.0	0.050	1		07/23/15 18:18	75-34-3	
1,2-Dichloroethane	ND	ug/L	1.0	0.12	1		07/23/15 18:18	107-06-2	
1,1-Dichloroethene	**0.29J**	ug/L	1.0	0.20	1		07/23/15 18:18	75-35-4	
cis-1,2-Dichloroethene	**2.4**	ug/L	1.0	0.080	1		07/23/15 18:18	156-59-2	
trans-1,2-Dichloroethene	**0.39J**	ug/L	1.0	0.20	1		07/23/15 18:18	156-60-5	
1,2-Dichloropropane	ND	ug/L	1.0	0.16	1		07/23/15 18:18	78-87-5	
cis-1,3-Dichloropropene	ND	ug/L	1.0	0.14	1		07/23/15 18:18	10061-01-5	
trans-1,3-Dichloropropene	ND	ug/L	1.0	0.12	1		07/23/15 18:18	10061-02-6	
Ethylbenzene	ND	ug/L	1.0	0.18	1		07/23/15 18:18	100-41-4	
2-Hexanone	ND	ug/L	10.0	1.2	1		07/23/15 18:18	591-78-6	
Methylene chloride	ND	ug/L	1.0	0.15	1		07/23/15 18:18	75-09-2	
4-Methyl-2-pentanone (MIBK)	ND	ug/L	10.0	0.42	1		07/23/15 18:18	108-10-1	
Styrene	ND	ug/L	1.0	0.12	1		07/23/15 18:18	100-42-5	
1,1,2,2-Tetrachloroethane	ND	ug/L	1.0	0.15	1		07/23/15 18:18	79-34-5	
Tetrachloroethene	ND	ug/L	1.0	0.10	1		07/23/15 18:18	127-18-4	
Toluene	ND	ug/L	1.0	0.17	1		07/23/15 18:18	108-88-3	
1,1,1-Trichloroethane	ND	ug/L	1.0	0.11	1		07/23/15 18:18	71-55-6	
1,1,2-Trichloroethane	ND	ug/L	1.0	0.20	1		07/23/15 18:18	79-00-5	
Trichloroethene	**130**	ug/L	1.0	0.17	1		07/23/15 18:18	79-01-6	
Vinyl chloride	ND	ug/L	1.0	0.13	1		07/23/15 18:18	75-01-4	
Xylene (Total)	ND	ug/L	3.0	0.42	1		07/23/15 18:18	1330-20-7	
Surrogates									
4-Bromofluorobenzene (S)	103	%	80-120		1		07/23/15 18:18	460-00-4	
1,2-Dichloroethane-d4 (S)	98	%	80-120		1		07/23/15 18:18	17060-07-0	
Toluene-d8 (S)	97	%	80-120		1		07/23/15 18:18	2037-26-5	
Preservation pH	**4.0**		0.10	0.10	1		07/23/15 18:18		

REPORT OF LABORATORY ANALYSIS

This report shall not be reproduced, except in full,
without the written consent of Pace Analytical Services, Inc..

Pace Analytical Services, Inc.
9608 Loiret Blvd.
Lenexa, KS 66219
(913)599-5665

ANALYTICAL RESULTS

Project: FORT SMITH, AR
Pace Project No.: 60198937

Sample: IW-77-201507 **Lab ID: 60198937011** Collected: 07/21/15 11:30 Received: 07/22/15 08:55 Matrix: Water

Parameters	Results	Units	Report Limit	MDL	DF	Prepared	Analyzed	CAS No.	Qual
2320B Alkalinity	Analytical Method: SM 2320B								
Alkalinity,Bicarbonate (CaCO3)	**116**	mg/L	20.0	2.0	1		07/29/15 12:28		
Alkalinity, Carbonate (CaCO3)	ND	mg/L	20.0	2.0	1		07/29/15 12:28		
Alkalinity, Total as CaCO3	**116**	mg/L	20.0	2.0	1		07/29/15 12:28		
Iron, Ferric (Calculation)	Analytical Method: SM 3500-Fe B#4								
Iron, Ferric	ND	mg/L	0.20		1		08/06/15 00:00	7439-89-6	
4500H+ pH, Electrometric	Analytical Method: SM 4500-H+B								
pH at 25 Degrees C	**5.8**	Std. Units	0.10	0.10	1		07/21/15 17:00		1e,H6
4500S2D Sulfide, Total	Analytical Method: SM 4500-S-2 D								
Sulfide, Total	ND	mg/L	0.050	0.012	1		07/27/15 10:02	18496-25-8	
300.0 IC Anions 28 Days	Analytical Method: EPA 300.0								
Chloride	**235**	mg/L	20.0	10.0	20		07/27/15 19:31	16887-00-6	
Sulfate	**1620**	mg/L	200	47.3	200		07/27/15 13:09	14808-79-8	
350.1 Ammonia	Analytical Method: EPA 350.1								
Nitrogen, Ammonia	**0.51**	mg/L	0.10	0.046	1		07/27/15 11:39	7664-41-7	
353.2 Nitrogen, NO2/NO3 unpres	Analytical Method: EPA 353.2								
Nitrogen, Nitrate	**2.2**	mg/L	0.10	0.014	1		07/22/15 15:23		
Nitrogen, Nitrite	ND	mg/L	0.10	0.023	1		07/22/15 15:23		
Nitrogen, NO2 plus NO3	**2.2**	mg/L	0.10	0.014	1		07/22/15 15:23		
Total Carbon Dioxide Calc	Analytical Method: SM 4500-CO2 D								
Carbon Dioxide Calculation	**454**	mg/L	20.0	20.0	1		07/29/15 00:00		
5310C TOC	Analytical Method: SM 5310C								
Total Organic Carbon	**0.74J**	mg/L	1.0	0.46	1		08/03/15 11:04	7440-44-0	
SM4500P-E, Total Phosphorus	Analytical Method: SM 4500-P E Preparation Method: SM4500-P B								
Phosphate as P04	**0.10**	mg/L	0.030	0.010	1	07/28/15 09:07	07/28/15 13:27		

REPORT OF LABORATORY ANALYSIS

This report shall not be reproduced, except in full,
without the written consent of Pace Analytical Services, Inc..

Pace Analytical Services, Inc.
9608 Loiret Blvd.
Lenexa, KS 66219
(913)599-5665

ANALYTICAL RESULTS

Project: FORT SMITH, AR
Pace Project No.: 60198937

Sample: MW-62R-201507 **Lab ID: 60198937012** Collected: 07/21/15 11:20 Received: 07/22/15 08:55 Matrix: Water

Parameters	Results	Units	Report Limit	MDL	DF	Prepared	Analyzed	CAS No.	Qual
Alcohol by Direct Inject GCFID	Analytical Method: EPA 8015 - Alcohol								
2-Chloroethanol	ND	ug/L	10000	1980	1		07/28/15 22:02	107-07-3	
6010 MET ICP	Analytical Method: EPA 6010 Preparation Method: EPA 3010								
Iron	**520**	ug/L	50.0	9.0	1	07/22/15 12:00	07/23/15 10:38	7439-89-6	
Manganese	**1140**	ug/L	5.0	2.4	1	07/22/15 12:00	07/23/15 10:38	7439-96-5	
8260 MSV	Analytical Method: EPA 5030B/8260								
Acetone	**6.2J**	ug/L	10.0	1.9	1		07/22/15 22:02	67-64-1	
Benzene	ND	ug/L	1.0	0.060	1		07/22/15 22:02	71-43-2	
Bromodichloromethane	ND	ug/L	1.0	0.19	1		07/22/15 22:02	75-27-4	
Bromoform	ND	ug/L	1.0	0.070	1		07/22/15 22:02	75-25-2	
Bromomethane	ND	ug/L	5.0	0.16	1		07/22/15 22:02	74-83-9	
2-Butanone (MEK)	ND	ug/L	10.0	0.59	1		07/22/15 22:02	78-93-3	
Carbon disulfide	**0.14J**	ug/L	5.0	0.12	1		07/22/15 22:02	75-15-0	
Carbon tetrachloride	ND	ug/L	1.0	0.18	1		07/22/15 22:02	56-23-5	
Chlorobenzene	ND	ug/L	1.0	0.21	1		07/22/15 22:02	108-90-7	
Chloroethane	ND	ug/L	1.0	0.15	1		07/22/15 22:02	75-00-3	
Chloroform	**7.6**	ug/L	1.0	0.14	1		07/22/15 22:02	67-66-3	
Chloromethane	ND	ug/L	1.0	0.080	1		07/22/15 22:02	74-87-3	
Dibromochloromethane	ND	ug/L	1.0	0.21	1		07/22/15 22:02	124-48-1	
1,1-Dichloroethane	ND	ug/L	1.0	0.050	1		07/22/15 22:02	75-34-3	
1,2-Dichloroethane	ND	ug/L	1.0	0.12	1		07/22/15 22:02	107-06-2	
1,1-Dichloroethene	ND	ug/L	1.0	0.20	1		07/22/15 22:02	75-35-4	
cis-1,2-Dichloroethene	ND	ug/L	1.0	0.080	1		07/22/15 22:02	156-59-2	
trans-1,2-Dichloroethene	ND	ug/L	1.0	0.20	1		07/22/15 22:02	156-60-5	
1,2-Dichloropropane	ND	ug/L	1.0	0.16	1		07/22/15 22:02	78-87-5	
cis-1,3-Dichloropropene	ND	ug/L	1.0	0.14	1		07/22/15 22:02	10061-01-5	
trans-1,3-Dichloropropene	ND	ug/L	1.0	0.12	1		07/22/15 22:02	10061-02-6	
Ethylbenzene	ND	ug/L	1.0	0.18	1		07/22/15 22:02	100-41-4	
2-Hexanone	ND	ug/L	10.0	1.2	1		07/22/15 22:02	591-78-6	
Methylene chloride	ND	ug/L	1.0	0.15	1		07/22/15 22:02	75-09-2	
4-Methyl-2-pentanone (MIBK)	ND	ug/L	10.0	0.42	1		07/22/15 22:02	108-10-1	
Styrene	ND	ug/L	1.0	0.12	1		07/22/15 22:02	100-42-5	
1,1,2,2-Tetrachloroethane	ND	ug/L	1.0	0.15	1		07/22/15 22:02	79-34-5	
Tetrachloroethene	ND	ug/L	1.0	0.10	1		07/22/15 22:02	127-18-4	
Toluene	ND	ug/L	1.0	0.17	1		07/22/15 22:02	108-88-3	
1,1,1-Trichloroethane	ND	ug/L	1.0	0.11	1		07/22/15 22:02	71-55-6	
1,1,2-Trichloroethane	ND	ug/L	1.0	0.20	1		07/22/15 22:02	79-00-5	
Trichloroethene	ND	ug/L	1.0	0.17	1		07/22/15 22:02	79-01-6	
Vinyl chloride	ND	ug/L	1.0	0.13	1		07/22/15 22:02	75-01-4	
Xylene (Total)	ND	ug/L	3.0	0.42	1		07/22/15 22:02	1330-20-7	
Surrogates									
4-Bromofluorobenzene (S)	101	%	80-120		1		07/22/15 22:02	460-00-4	
1,2-Dichloroethane-d4 (S)	100	%	80-120		1		07/22/15 22:02	17060-07-0	
Toluene-d8 (S)	99	%	80-120		1		07/22/15 22:02	2037-26-5	
Preservation pH	**1.0**		0.10	0.10	1		07/22/15 22:02		

REPORT OF LABORATORY ANALYSIS

This report shall not be reproduced, except in full,
without the written consent of Pace Analytical Services, Inc..

Pace Analytical Services, Inc.
9608 Loiret Blvd.
Lenexa, KS 66219
(913)599-5665

ANALYTICAL RESULTS

Project: FORT SMITH, AR
Pace Project No.: 60198937

Sample: MW-62R-201507 **Lab ID: 60198937012** Collected: 07/21/15 11:20 Received: 07/22/15 08:55 Matrix: Water

Parameters	Results	Units	Report Limit	MDL	DF	Prepared	Analyzed	CAS No.	Qual
2320B Alkalinity	Analytical Method: SM 2320B								
Alkalinity,Bicarbonate (CaCO3)	**67.1**	mg/L	20.0	2.0	1		07/29/15 12:31		
Alkalinity, Carbonate (CaCO3)	ND	mg/L	20.0	2.0	1		07/29/15 12:31		
Alkalinity, Total as CaCO3	**67.1**	mg/L	20.0	2.0	1		07/29/15 12:31		
Iron, Ferric (Calculation)	Analytical Method: SM 3500-Fe B#4								
Iron, Ferric	**0.52**	mg/L	0.20		1		08/06/15 00:00	7439-89-6	
4500H+ pH, Electrometric	Analytical Method: SM 4500-H+B								
pH at 25 Degrees C	**5.8**	Std. Units	0.10	0.10	1		07/21/15 17:00		1e,H6
4500S2D Sulfide, Total	Analytical Method: SM 4500-S-2 D								
Sulfide, Total	ND	mg/L	0.050	0.012	1		07/27/15 10:02	18496-25-8	
300.0 IC Anions 28 Days	Analytical Method: EPA 300.0								
Chloride	**124**	mg/L	10.0	5.0	10		07/23/15 15:45	16887-00-6	
Sulfate	**32.3**	mg/L	5.0	1.2	5		07/27/15 13:22	14808-79-8	
350.1 Ammonia	Analytical Method: EPA 350.1								
Nitrogen, Ammonia	ND	mg/L	0.10	0.046	1		07/27/15 11:42	7664-41-7	
353.2 Nitrogen, NO2/NO3 unpres	Analytical Method: EPA 353.2								
Nitrogen, Nitrate	ND	mg/L	0.10	0.014	1		07/22/15 15:24		
Nitrogen, Nitrite	ND	mg/L	0.10	0.023	1		07/22/15 15:24		
Nitrogen, NO2 plus NO3	ND	mg/L	0.10	0.014	1		07/22/15 15:24		
Total Carbon Dioxide Calc	Analytical Method: SM 4500-CO2 D								
Carbon Dioxide Calculation	**277**	mg/L	20.0	20.0	1		07/29/15 00:00		
5310C TOC	Analytical Method: SM 5310C								
Total Organic Carbon	**1.9**	mg/L	1.0	0.46	1		08/04/15 00:52	7440-44-0	M1
SM4500P-E, Total Phosphorus	Analytical Method: SM 4500-P E Preparation Method: SM4500-P B								
Phosphate as P04	**0.074**	mg/L	0.030	0.010	1	07/28/15 09:07	07/28/15 13:27		

REPORT OF LABORATORY ANALYSIS

This report shall not be reproduced, except in full,
without the written consent of Pace Analytical Services, Inc..

Pace Analytical Services, Inc.
9608 Loiret Blvd.
Lenexa, KS 66219
(913)599-5665

ANALYTICAL RESULTS

Project: FORT SMITH, AR
Pace Project No.: 60198937

Sample: MW-63R-201507 **Lab ID: 60198937013** Collected: 07/21/15 09:35 Received: 07/22/15 08:55 Matrix: Water

Parameters	Results	Units	Report Limit	MDL	DF	Prepared	Analyzed	CAS No.	Qual
Alcohol by Direct Inject GCFID	Analytical Method: EPA 8015 - Alcohol								
2-Chloroethanol	ND	ug/L	10000	1980	1		07/28/15 22:14	107-07-3	
6010 MET ICP	Analytical Method: EPA 6010 Preparation Method: EPA 3010								
Iron	**1700**	ug/L	50.0	9.0	1	07/22/15 12:00	07/23/15 10:41	7439-89-6	
Manganese	**677**	ug/L	5.0	2.4	1	07/22/15 12:00	07/23/15 10:41	7439-96-5	
8260 MSV	Analytical Method: EPA 5030B/8260								
Acetone	**3.1J**	ug/L	10.0	1.9	1		07/22/15 22:17	67-64-1	
Benzene	ND	ug/L	1.0	0.060	1		07/22/15 22:17	71-43-2	
Bromodichloromethane	ND	ug/L	1.0	0.19	1		07/22/15 22:17	75-27-4	
Bromoform	ND	ug/L	1.0	0.070	1		07/22/15 22:17	75-25-2	
Bromomethane	**0.53J**	ug/L	5.0	0.16	1		07/22/15 22:17	74-83-9	
2-Butanone (MEK)	ND	ug/L	10.0	0.59	1		07/22/15 22:17	78-93-3	
Carbon disulfide	ND	ug/L	5.0	0.12	1		07/22/15 22:17	75-15-0	
Carbon tetrachloride	ND	ug/L	1.0	0.18	1		07/22/15 22:17	56-23-5	
Chlorobenzene	ND	ug/L	1.0	0.21	1		07/22/15 22:17	108-90-7	
Chloroethane	ND	ug/L	1.0	0.15	1		07/22/15 22:17	75-00-3	
Chloroform	**3.7**	ug/L	1.0	0.14	1		07/22/15 22:17	67-66-3	
Chloromethane	ND	ug/L	1.0	0.080	1		07/22/15 22:17	74-87-3	
Dibromochloromethane	ND	ug/L	1.0	0.21	1		07/22/15 22:17	124-48-1	
1,1-Dichloroethane	ND	ug/L	1.0	0.050	1		07/22/15 22:17	75-34-3	
1,2-Dichloroethane	ND	ug/L	1.0	0.12	1		07/22/15 22:17	107-06-2	
1,1-Dichloroethene	ND	ug/L	1.0	0.20	1		07/22/15 22:17	75-35-4	
cis-1,2-Dichloroethene	**0.70J**	ug/L	1.0	0.080	1		07/22/15 22:17	156-59-2	
trans-1,2-Dichloroethene	ND	ug/L	1.0	0.20	1		07/22/15 22:17	156-60-5	
1,2-Dichloropropane	ND	ug/L	1.0	0.16	1		07/22/15 22:17	78-87-5	
cis-1,3-Dichloropropene	ND	ug/L	1.0	0.14	1		07/22/15 22:17	10061-01-5	
trans-1,3-Dichloropropene	ND	ug/L	1.0	0.12	1		07/22/15 22:17	10061-02-6	
Ethylbenzene	ND	ug/L	1.0	0.18	1		07/22/15 22:17	100-41-4	
2-Hexanone	ND	ug/L	10.0	1.2	1		07/22/15 22:17	591-78-6	
Methylene chloride	ND	ug/L	1.0	0.15	1		07/22/15 22:17	75-09-2	
4-Methyl-2-pentanone (MIBK)	ND	ug/L	10.0	0.42	1		07/22/15 22:17	108-10-1	
Styrene	ND	ug/L	1.0	0.12	1		07/22/15 22:17	100-42-5	
1,1,2,2-Tetrachloroethane	ND	ug/L	1.0	0.15	1		07/22/15 22:17	79-34-5	
Tetrachloroethene	ND	ug/L	1.0	0.10	1		07/22/15 22:17	127-18-4	
Toluene	ND	ug/L	1.0	0.17	1		07/22/15 22:17	108-88-3	
1,1,1-Trichloroethane	ND	ug/L	1.0	0.11	1		07/22/15 22:17	71-55-6	
1,1,2-Trichloroethane	ND	ug/L	1.0	0.20	1		07/22/15 22:17	79-00-5	
Trichloroethene	**5.6**	ug/L	1.0	0.17	1		07/22/15 22:17	79-01-6	
Vinyl chloride	ND	ug/L	1.0	0.13	1		07/22/15 22:17	75-01-4	
Xylene (Total)	ND	ug/L	3.0	0.42	1		07/22/15 22:17	1330-20-7	
Surrogates									
4-Bromofluorobenzene (S)	102	%	80-120		1		07/22/15 22:17	460-00-4	
1,2-Dichloroethane-d4 (S)	102	%	80-120		1		07/22/15 22:17	17060-07-0	
Toluene-d8 (S)	100	%	80-120		1		07/22/15 22:17	2037-26-5	
Preservation pH	**1.0**		0.10	0.10	1		07/22/15 22:17		

REPORT OF LABORATORY ANALYSIS

This report shall not be reproduced, except in full,
without the written consent of Pace Analytical Services, Inc..

Pace Analytical Services, Inc.
9608 Loiret Blvd.
Lenexa, KS 66219
(913)599-5665

ANALYTICAL RESULTS

Project: FORT SMITH, AR
Pace Project No.: 60198937

Sample: MW-63R-201507 **Lab ID: 60198937013** Collected: 07/21/15 09:35 Received: 07/22/15 08:55 Matrix: Water

Parameters	Results	Units	Report Limit	MDL	DF	Prepared	Analyzed	CAS No.	Qual
2320B Alkalinity	Analytical Method: SM 2320B								
Alkalinity,Bicarbonate (CaCO3)	**70.4**	mg/L	20.0	2.0	1		07/29/15 12:34		
Alkalinity, Carbonate (CaCO3)	ND	mg/L	20.0	2.0	1		07/29/15 12:34		
Alkalinity, Total as CaCO3	**70.4**	mg/L	20.0	2.0	1		07/29/15 12:34		
Iron, Ferric (Calculation)	Analytical Method: SM 3500-Fe B#4								
Iron, Ferric	**1.7**	mg/L	0.20		1		08/06/15 00:00	7439-89-6	
4500H+ pH, Electrometric	Analytical Method: SM 4500-H+B								
pH at 25 Degrees C	**5.7**	Std. Units	0.10	0.10	1		07/21/15 17:00		1e,H6
4500S2D Sulfide, Total	Analytical Method: SM 4500-S-2 D								
Sulfide, Total	ND	mg/L	0.050	0.012	1		07/27/15 10:02	18496-25-8	
300.0 IC Anions 28 Days	Analytical Method: EPA 300.0								
Chloride	**130**	mg/L	10.0	5.0	10		07/23/15 15:59	16887-00-6	
Sulfate	**23.7**	mg/L	2.0	0.47	2		07/27/15 13:36	14808-79-8	
350.1 Ammonia	Analytical Method: EPA 350.1								
Nitrogen, Ammonia	ND	mg/L	0.10	0.046	1		07/27/15 11:43	7664-41-7	
353.2 Nitrogen, NO2/NO3 unpres	Analytical Method: EPA 353.2								
Nitrogen, Nitrate	**0.025J**	mg/L	0.10	0.014	1		07/22/15 15:25		
Nitrogen, Nitrite	ND	mg/L	0.10	0.023	1		07/22/15 15:25		
Nitrogen, NO2 plus NO3	**0.025J**	mg/L	0.10	0.014	1		07/22/15 15:25		
Total Carbon Dioxide Calc	Analytical Method: SM 4500-CO2 D								
Carbon Dioxide Calculation	**343**	mg/L	20.0	20.0	1		07/29/15 00:00		
5310C TOC	Analytical Method: SM 5310C								
Total Organic Carbon	**1.3**	mg/L	1.0	0.46	1		08/04/15 01:19	7440-44-0	
SM4500P-E, Total Phosphorus	Analytical Method: SM 4500-P E Preparation Method: SM4500-P B								
Phosphate as P04	**0.070**	mg/L	0.030	0.010	1	07/28/15 09:07	07/28/15 13:27		

REPORT OF LABORATORY ANALYSIS

This report shall not be reproduced, except in full,
without the written consent of Pace Analytical Services, Inc..

Pace Analytical Services, Inc.
9608 Loiret Blvd.
Lenexa, KS 66219
(913)599-5665

ANALYTICAL RESULTS

Project: FORT SMITH, AR
Pace Project No.: 60198937

Sample: MW-58R-201507 **Lab ID: 60198937014** Collected: 07/21/15 16:15 Received: 07/22/15 08:55 Matrix: Water

Parameters	Results	Units	Report Limit	MDL	DF	Prepared	Analyzed	CAS No.	Qual
Alcohol by Direct Inject GCFID	Analytical Method: EPA 8015 - Alcohol								
2-Chloroethanol	ND	ug/L	10000	1980	1		07/28/15 22:25	107-07-3	
6010 MET ICP	Analytical Method: EPA 6010 Preparation Method: EPA 3010								
Iron	**6190**	ug/L	50.0	9.0	1	07/22/15 12:00	07/23/15 10:43	7439-89-6	
Manganese	**3550**	ug/L	5.0	2.4	1	07/22/15 12:00	07/23/15 10:43	7439-96-5	
8260 MSV	Analytical Method: EPA 5030B/8260								
Acetone	ND	ug/L	10.0	1.9	1		07/23/15 12:32	67-64-1	
Benzene	ND	ug/L	1.0	0.060	1		07/23/15 12:32	71-43-2	
Bromodichloromethane	ND	ug/L	1.0	0.19	1		07/23/15 12:32	75-27-4	
Bromoform	**0.15J**	ug/L	1.0	0.070	1		07/23/15 12:32	75-25-2	
Bromomethane	ND	ug/L	5.0	0.16	1		07/23/15 12:32	74-83-9	
2-Butanone (MEK)	ND	ug/L	10.0	0.59	1		07/23/15 12:32	78-93-3	
Carbon disulfide	ND	ug/L	5.0	0.12	1		07/23/15 12:32	75-15-0	
Carbon tetrachloride	ND	ug/L	1.0	0.18	1		07/23/15 12:32	56-23-5	
Chlorobenzene	ND	ug/L	1.0	0.21	1		07/23/15 12:32	108-90-7	
Chloroethane	ND	ug/L	1.0	0.15	1		07/23/15 12:32	75-00-3	
Chloroform	**1.5**	ug/L	1.0	0.14	1		07/23/15 12:32	67-66-3	
Chloromethane	ND	ug/L	1.0	0.080	1		07/23/15 12:32	74-87-3	
Dibromochloromethane	ND	ug/L	1.0	0.21	1		07/23/15 12:32	124-48-1	
1,1-Dichloroethane	ND	ug/L	1.0	0.050	1		07/23/15 12:32	75-34-3	
1,2-Dichloroethane	ND	ug/L	1.0	0.12	1		07/23/15 12:32	107-06-2	
1,1-Dichloroethene	**1.6**	ug/L	1.0	0.20	1		07/23/15 12:32	75-35-4	
cis-1,2-Dichloroethene	**9.5**	ug/L	1.0	0.080	1		07/23/15 12:32	156-59-2	
trans-1,2-Dichloroethene	**0.96J**	ug/L	1.0	0.20	1		07/23/15 12:32	156-60-5	
1,2-Dichloropropane	ND	ug/L	1.0	0.16	1		07/23/15 12:32	78-87-5	
cis-1,3-Dichloropropene	ND	ug/L	1.0	0.14	1		07/23/15 12:32	10061-01-5	
trans-1,3-Dichloropropene	ND	ug/L	1.0	0.12	1		07/23/15 12:32	10061-02-6	
Ethylbenzene	ND	ug/L	1.0	0.18	1		07/23/15 12:32	100-41-4	
2-Hexanone	ND	ug/L	10.0	1.2	1		07/23/15 12:32	591-78-6	
Methylene chloride	ND	ug/L	1.0	0.15	1		07/23/15 12:32	75-09-2	
4-Methyl-2-pentanone (MIBK)	ND	ug/L	10.0	0.42	1		07/23/15 12:32	108-10-1	
Styrene	ND	ug/L	1.0	0.12	1		07/23/15 12:32	100-42-5	
1,1,2,2-Tetrachloroethane	ND	ug/L	1.0	0.15	1		07/23/15 12:32	79-34-5	
Tetrachloroethene	ND	ug/L	1.0	0.10	1		07/23/15 12:32	127-18-4	
Toluene	ND	ug/L	1.0	0.17	1		07/23/15 12:32	108-88-3	
1,1,1-Trichloroethane	ND	ug/L	1.0	0.11	1		07/23/15 12:32	71-55-6	
1,1,2-Trichloroethane	ND	ug/L	1.0	0.20	1		07/23/15 12:32	79-00-5	
Trichloroethene	**337**	ug/L	5.0	0.85	5		07/23/15 01:00	79-01-6	
Vinyl chloride	**0.57J**	ug/L	1.0	0.13	1		07/23/15 12:32	75-01-4	
Xylene (Total)	ND	ug/L	3.0	0.42	1		07/23/15 12:32	1330-20-7	
Surrogates									
4-Bromofluorobenzene (S)	99	%	80-120		1		07/23/15 12:32	460-00-4	
1,2-Dichloroethane-d4 (S)	99	%	80-120		1		07/23/15 12:32	17060-07-0	
Toluene-d8 (S)	101	%	80-120		1		07/23/15 12:32	2037-26-5	
Preservation pH	**1.0**		0.10	0.10	1		07/23/15 12:32		

REPORT OF LABORATORY ANALYSIS

This report shall not be reproduced, except in full,
without the written consent of Pace Analytical Services, Inc..

Pace Analytical Services, Inc.
9608 Loiret Blvd.
Lenexa, KS 66219
(913)599-5665

ANALYTICAL RESULTS

Project: FORT SMITH, AR
Pace Project No.: 60198937

Sample: MW-58R-201507 **Lab ID: 60198937014** Collected: 07/21/15 16:15 Received: 07/22/15 08:55 Matrix: Water

Parameters	Results	Units	Report Limit	MDL	DF	Prepared	Analyzed	CAS No.	Qual
2320B Alkalinity	Analytical Method: SM 2320B								
Alkalinity,Bicarbonate (CaCO3)	**44.5**	mg/L	20.0	2.0	1		07/29/15 12:46		
Alkalinity, Carbonate (CaCO3)	ND	mg/L	20.0	2.0	1		07/29/15 12:46		
Alkalinity, Total as CaCO3	**44.5**	mg/L	20.0	2.0	1		07/29/15 12:46		
Iron, Ferric (Calculation)	Analytical Method: SM 3500-Fe B#4								
Iron, Ferric	**6.2**	mg/L	0.20		1		08/06/15 00:00	7439-89-6	
4500H+ pH, Electrometric	Analytical Method: SM 4500-H+B								
pH at 25 Degrees C	**5.5**	Std. Units	0.10	0.10	1		07/21/15 17:00		1e,H6
4500S2D Sulfide, Total	Analytical Method: SM 4500-S-2 D								
Sulfide, Total	ND	mg/L	0.050	0.012	1		07/27/15 10:02	18496-25-8	
300.0 IC Anions 28 Days	Analytical Method: EPA 300.0								
Chloride	**225**	mg/L	20.0	10.0	20		07/27/15 14:03	16887-00-6	
Sulfate	**0.82J**	mg/L	1.0	0.24	1		07/27/15 13:50	14808-79-8	
350.1 Ammonia	Analytical Method: EPA 350.1								
Nitrogen, Ammonia	ND	mg/L	0.10	0.046	1		07/27/15 11:45	7664-41-7	
353.2 Nitrogen, NO2/NO3 unpres	Analytical Method: EPA 353.2								
Nitrogen, Nitrate	ND	mg/L	0.10	0.014	1		07/22/15 15:26		
Nitrogen, Nitrite	ND	mg/L	0.10	0.023	1		07/22/15 15:26		
Nitrogen, NO2 plus NO3	ND	mg/L	0.10	0.014	1		07/22/15 15:26		
Total Carbon Dioxide Calc	Analytical Method: SM 4500-CO2 D								
Carbon Dioxide Calculation	**321**	mg/L	20.0	20.0	1		07/29/15 00:00		
5310C TOC	Analytical Method: SM 5310C								
Total Organic Carbon	ND	mg/L	1.0	0.46	1		08/04/15 01:45	7440-44-0	
SM4500P-E, Total Phosphorus	Analytical Method: SM 4500-P E Preparation Method: SM4500-P B								
Phosphate as P04	**0.19**	mg/L	0.030	0.010	1	07/28/15 09:07	07/28/15 13:27		

REPORT OF LABORATORY ANALYSIS

This report shall not be reproduced, except in full,
without the written consent of Pace Analytical Services, Inc..

Pace Analytical Services, Inc.
9608 Loiret Blvd.
Lenexa, KS 66219
(913)599-5665

ANALYTICAL RESULTS

Project: FORT SMITH, AR
Pace Project No.: 60198937

Sample: MW-46R-201507 **Lab ID: 60198937015** Collected: 07/21/15 14:15 Received: 07/22/15 08:55 Matrix: Water

Parameters	Results	Units	Report Limit	MDL	DF	Prepared	Analyzed	CAS No.	Qual
Alcohol by Direct Inject GCFID	Analytical Method: EPA 8015 - Alcohol								
2-Chloroethanol	ND	ug/L	10000	1980	1		07/28/15 22:36	107-07-3	
6010 MET ICP	Analytical Method: EPA 6010 Preparation Method: EPA 3010								
Iron	**285**	ug/L	50.0	9.0	1	07/22/15 12:00	07/23/15 10:45	7439-89-6	
Manganese	**106**	ug/L	5.0	2.4	1	07/22/15 12:00	07/23/15 10:45	7439-96-5	
8260 MSV	Analytical Method: EPA 5030B/8260								
Acetone	ND	ug/L	10.0	1.9	1		07/23/15 12:47	67-64-1	
Benzene	ND	ug/L	1.0	0.060	1		07/23/15 12:47	71-43-2	
Bromodichloromethane	ND	ug/L	1.0	0.19	1		07/23/15 12:47	75-27-4	
Bromoform	ND	ug/L	1.0	0.070	1		07/23/15 12:47	75-25-2	
Bromomethane	ND	ug/L	5.0	0.16	1		07/23/15 12:47	74-83-9	
2-Butanone (MEK)	ND	ug/L	10.0	0.59	1		07/23/15 12:47	78-93-3	
Carbon disulfide	ND	ug/L	5.0	0.12	1		07/23/15 12:47	75-15-0	
Carbon tetrachloride	ND	ug/L	1.0	0.18	1		07/23/15 12:47	56-23-5	
Chlorobenzene	ND	ug/L	1.0	0.21	1		07/23/15 12:47	108-90-7	
Chloroethane	ND	ug/L	1.0	0.15	1		07/23/15 12:47	75-00-3	
Chloroform	ND	ug/L	1.0	0.14	1		07/23/15 12:47	67-66-3	
Chloromethane	ND	ug/L	1.0	0.080	1		07/23/15 12:47	74-87-3	
Dibromochloromethane	ND	ug/L	1.0	0.21	1		07/23/15 12:47	124-48-1	
1,1-Dichloroethane	ND	ug/L	1.0	0.050	1		07/23/15 12:47	75-34-3	
1,2-Dichloroethane	ND	ug/L	1.0	0.12	1		07/23/15 12:47	107-06-2	
1,1-Dichloroethene	**1.2**	ug/L	1.0	0.20	1		07/23/15 12:47	75-35-4	
cis-1,2-Dichloroethene	**11.2**	ug/L	1.0	0.080	1		07/23/15 12:47	156-59-2	
trans-1,2-Dichloroethene	**1.2**	ug/L	1.0	0.20	1		07/23/15 12:47	156-60-5	
1,2-Dichloropropane	ND	ug/L	1.0	0.16	1		07/23/15 12:47	78-87-5	
cis-1,3-Dichloropropene	ND	ug/L	1.0	0.14	1		07/23/15 12:47	10061-01-5	
trans-1,3-Dichloropropene	ND	ug/L	1.0	0.12	1		07/23/15 12:47	10061-02-6	
Ethylbenzene	ND	ug/L	1.0	0.18	1		07/23/15 12:47	100-41-4	
2-Hexanone	ND	ug/L	10.0	1.2	1		07/23/15 12:47	591-78-6	
Methylene chloride	ND	ug/L	1.0	0.15	1		07/23/15 12:47	75-09-2	
4-Methyl-2-pentanone (MIBK)	ND	ug/L	10.0	0.42	1		07/23/15 12:47	108-10-1	
Styrene	ND	ug/L	1.0	0.12	1		07/23/15 12:47	100-42-5	
1,1,2,2-Tetrachloroethane	ND	ug/L	1.0	0.15	1		07/23/15 12:47	79-34-5	
Tetrachloroethene	ND	ug/L	1.0	0.10	1		07/23/15 12:47	127-18-4	
Toluene	ND	ug/L	1.0	0.17	1		07/23/15 12:47	108-88-3	
1,1,1-Trichloroethane	ND	ug/L	1.0	0.11	1		07/23/15 12:47	71-55-6	
1,1,2-Trichloroethane	ND	ug/L	1.0	0.20	1		07/23/15 12:47	79-00-5	
Trichloroethene	**460**	ug/L	5.0	0.85	5		07/23/15 01:15	79-01-6	
Vinyl chloride	**0.37J**	ug/L	1.0	0.13	1		07/23/15 12:47	75-01-4	
Xylene (Total)	ND	ug/L	3.0	0.42	1		07/23/15 12:47	1330-20-7	
Surrogates									
4-Bromofluorobenzene (S)	101	%	80-120		1		07/23/15 12:47	460-00-4	
1,2-Dichloroethane-d4 (S)	99	%	80-120		1		07/23/15 12:47	17060-07-0	
Toluene-d8 (S)	99	%	80-120		1		07/23/15 12:47	2037-26-5	
Preservation pH	**1.0**		0.10	0.10	1		07/23/15 12:47		

REPORT OF LABORATORY ANALYSIS

This report shall not be reproduced, except in full,
without the written consent of Pace Analytical Services, Inc..

Pace Analytical Services, Inc.
9608 Loiret Blvd.
Lenexa, KS 66219
(913)599-5665

ANALYTICAL RESULTS

Project: FORT SMITH, AR
Pace Project No.: 60198937

Sample: MW-46R-201507 **Lab ID: 60198937015** Collected: 07/21/15 14:15 Received: 07/22/15 08:55 Matrix: Water

Parameters	Results	Units	Report Limit	MDL	DF	Prepared	Analyzed	CAS No.	Qual
2320B Alkalinity	Analytical Method: SM 2320B								
Alkalinity,Bicarbonate (CaCO3)	**9.7J**	mg/L	20.0	2.0	1		07/29/15 12:49		
Alkalinity, Carbonate (CaCO3)	ND	mg/L	20.0	2.0	1		07/29/15 12:49		
Alkalinity, Total as CaCO3	**9.7J**	mg/L	20.0	2.0	1		07/29/15 12:49		
Iron, Ferric (Calculation)	Analytical Method: SM 3500-Fe B#4								
Iron, Ferric	**0.28**	mg/L	0.20		1		08/06/15 00:00	7439-89-6	
4500H+ pH, Electrometric	Analytical Method: SM 4500-H+B								
pH at 25 Degrees C	**4.8**	Std. Units	0.10	0.10	1		07/21/15 17:00		1e,H6
4500S2D Sulfide, Total	Analytical Method: SM 4500-S-2 D								
Sulfide, Total	ND	mg/L	0.050	0.012	1		07/27/15 10:03	18496-25-8	
300.0 IC Anions 28 Days	Analytical Method: EPA 300.0								
Chloride	**216**	mg/L	20.0	10.0	20		07/27/15 15:53	16887-00-6	
Sulfate	**0.69J**	mg/L	1.0	0.24	1		07/27/15 15:39	14808-79-8	
350.1 Ammonia	Analytical Method: EPA 350.1								
Nitrogen, Ammonia	ND	mg/L	0.10	0.046	1		07/27/15 11:46	7664-41-7	
353.2 Nitrogen, NO2/NO3 unpres	Analytical Method: EPA 353.2								
Nitrogen, Nitrate	ND	mg/L	0.10	0.014	1		07/22/15 15:27		
Nitrogen, Nitrite	ND	mg/L	0.10	0.023	1		07/22/15 15:27		
Nitrogen, NO2 plus NO3	ND	mg/L	0.10	0.014	1		07/22/15 15:27		
Total Carbon Dioxide Calc	Analytical Method: SM 4500-CO2 D								
Carbon Dioxide Calculation	ND	mg/L	20.0	20.0	1		07/29/15 00:00		
5310C TOC	Analytical Method: SM 5310C								
Total Organic Carbon	ND	mg/L	1.0	0.46	1		08/04/15 02:11	7440-44-0	
SM4500P-E, Total Phosphorus	Analytical Method: SM 4500-P E Preparation Method: SM4500-P B								
Phosphate as P04	**0.14**	mg/L	0.030	0.010	1	07/28/15 09:07	07/28/15 13:27		

REPORT OF LABORATORY ANALYSIS

This report shall not be reproduced, except in full,
without the written consent of Pace Analytical Services, Inc..

Pace Analytical Services, Inc.
9608 Loiret Blvd.
Lenexa, KS 66219
(913)599-5665

ANALYTICAL RESULTS

Project: FORT SMITH, AR
Pace Project No.: 60198937

Sample: DUP-05-201507 **Lab ID: 60198937016** Collected: 07/21/15 14:15 Received: 07/22/15 08:55 Matrix: Water

Parameters	Results	Units	Report Limit	MDL	DF	Prepared	Analyzed	CAS No.	Qual
8260 MSV	Analytical Method: EPA 5030B/8260								
Acetone	ND	ug/L	10.0	1.9	1		07/23/15 00:16	67-64-1	
Benzene	ND	ug/L	1.0	0.060	1		07/23/15 00:16	71-43-2	
Bromodichloromethane	ND	ug/L	1.0	0.19	1		07/23/15 00:16	75-27-4	
Bromoform	ND	ug/L	1.0	0.070	1		07/23/15 00:16	75-25-2	
Bromomethane	ND	ug/L	5.0	0.16	1		07/23/15 00:16	74-83-9	
2-Butanone (MEK)	ND	ug/L	10.0	0.59	1		07/23/15 00:16	78-93-3	
Carbon disulfide	ND	ug/L	5.0	0.12	1		07/23/15 00:16	75-15-0	
Carbon tetrachloride	ND	ug/L	1.0	0.18	1		07/23/15 00:16	56-23-5	
Chlorobenzene	ND	ug/L	1.0	0.21	1		07/23/15 00:16	108-90-7	
Chloroethane	ND	ug/L	1.0	0.15	1		07/23/15 00:16	75-00-3	
Chloroform	ND	ug/L	1.0	0.14	1		07/23/15 00:16	67-66-3	
Chloromethane	ND	ug/L	1.0	0.080	1		07/23/15 00:16	74-87-3	
Dibromochloromethane	ND	ug/L	1.0	0.21	1		07/23/15 00:16	124-48-1	
1,1-Dichloroethane	ND	ug/L	1.0	0.050	1		07/23/15 00:16	75-34-3	
1,2-Dichloroethane	ND	ug/L	1.0	0.12	1		07/23/15 00:16	107-06-2	
1,1-Dichloroethene	**1.1**	ug/L	1.0	0.20	1		07/23/15 00:16	75-35-4	
cis-1,2-Dichloroethene	**10.3**	ug/L	1.0	0.080	1		07/23/15 00:16	156-59-2	
trans-1,2-Dichloroethene	**1.1**	ug/L	1.0	0.20	1		07/23/15 00:16	156-60-5	
1,2-Dichloropropane	ND	ug/L	1.0	0.16	1		07/23/15 00:16	78-87-5	
cis-1,3-Dichloropropene	ND	ug/L	1.0	0.14	1		07/23/15 00:16	10061-01-5	
trans-1,3-Dichloropropene	ND	ug/L	1.0	0.12	1		07/23/15 00:16	10061-02-6	
Ethylbenzene	ND	ug/L	1.0	0.18	1		07/23/15 00:16	100-41-4	
2-Hexanone	ND	ug/L	10.0	1.2	1		07/23/15 00:16	591-78-6	
Methylene chloride	ND	ug/L	1.0	0.15	1		07/23/15 00:16	75-09-2	
4-Methyl-2-pentanone (MIBK)	ND	ug/L	10.0	0.42	1		07/23/15 00:16	108-10-1	
Styrene	ND	ug/L	1.0	0.12	1		07/23/15 00:16	100-42-5	
1,1,2,2-Tetrachloroethane	ND	ug/L	1.0	0.15	1		07/23/15 00:16	79-34-5	
Tetrachloroethene	ND	ug/L	1.0	0.10	1		07/23/15 00:16	127-18-4	
Toluene	ND	ug/L	1.0	0.17	1		07/23/15 00:16	108-88-3	
1,1,1-Trichloroethane	ND	ug/L	1.0	0.11	1		07/23/15 00:16	71-55-6	
1,1,2-Trichloroethane	ND	ug/L	1.0	0.20	1		07/23/15 00:16	79-00-5	
Trichloroethene	**444**	ug/L	10.0	1.7	10		07/23/15 13:46	79-01-6	
Vinyl chloride	**0.40J**	ug/L	1.0	0.13	1		07/23/15 00:16	75-01-4	
Xylene (Total)	ND	ug/L	3.0	0.42	1		07/23/15 00:16	1330-20-7	
Surrogates									
4-Bromofluorobenzene (S)	100	%	80-120		1		07/23/15 00:16	460-00-4	
1,2-Dichloroethane-d4 (S)	101	%	80-120		1		07/23/15 00:16	17060-07-0	
Toluene-d8 (S)	102	%	80-120		1		07/23/15 00:16	2037-26-5	
Preservation pH	**1.0**		0.10	0.10	1		07/23/15 00:16		

REPORT OF LABORATORY ANALYSIS

This report shall not be reproduced, except in full,
without the written consent of Pace Analytical Services, Inc..

Pace Analytical Services, Inc.
9608 Loiret Blvd.
Lenexa, KS 66219
(913)599-5665

ANALYTICAL RESULTS

Project: FORT SMITH, AR
Pace Project No.: 60198937

Sample: TB-04-201507 **Lab ID: 60198937017** Collected: 07/21/15 08:00 Received: 07/22/15 08:55 Matrix: Water

Parameters	Results	Units	Report Limit	MDL	DF	Prepared	Analyzed	CAS No.	Qual
8260 MSV	Analytical Method: EPA 5030B/8260								
Acetone	ND	ug/L	10.0	1.9	1		07/22/15 20:48	67-64-1	
Benzene	ND	ug/L	1.0	0.060	1		07/22/15 20:48	71-43-2	
Bromodichloromethane	ND	ug/L	1.0	0.19	1		07/22/15 20:48	75-27-4	
Bromoform	ND	ug/L	1.0	0.070	1		07/22/15 20:48	75-25-2	
Bromomethane	ND	ug/L	5.0	0.16	1		07/22/15 20:48	74-83-9	
2-Butanone (MEK)	ND	ug/L	10.0	0.59	1		07/22/15 20:48	78-93-3	
Carbon disulfide	ND	ug/L	5.0	0.12	1		07/22/15 20:48	75-15-0	
Carbon tetrachloride	ND	ug/L	1.0	0.18	1		07/22/15 20:48	56-23-5	
Chlorobenzene	ND	ug/L	1.0	0.21	1		07/22/15 20:48	108-90-7	
Chloroethane	ND	ug/L	1.0	0.15	1		07/22/15 20:48	75-00-3	
Chloroform	ND	ug/L	1.0	0.14	1		07/22/15 20:48	67-66-3	
Chloromethane	ND	ug/L	1.0	0.080	1		07/22/15 20:48	74-87-3	
Dibromochloromethane	ND	ug/L	1.0	0.21	1		07/22/15 20:48	124-48-1	
1,1-Dichloroethane	ND	ug/L	1.0	0.050	1		07/22/15 20:48	75-34-3	
1,2-Dichloroethane	ND	ug/L	1.0	0.12	1		07/22/15 20:48	107-06-2	
1,1-Dichloroethene	ND	ug/L	1.0	0.20	1		07/22/15 20:48	75-35-4	
cis-1,2-Dichloroethene	ND	ug/L	1.0	0.080	1		07/22/15 20:48	156-59-2	
trans-1,2-Dichloroethene	ND	ug/L	1.0	0.20	1		07/22/15 20:48	156-60-5	
1,2-Dichloropropane	ND	ug/L	1.0	0.16	1		07/22/15 20:48	78-87-5	
cis-1,3-Dichloropropene	ND	ug/L	1.0	0.14	1		07/22/15 20:48	10061-01-5	
trans-1,3-Dichloropropene	ND	ug/L	1.0	0.12	1		07/22/15 20:48	10061-02-6	
Ethylbenzene	ND	ug/L	1.0	0.18	1		07/22/15 20:48	100-41-4	
2-Hexanone	ND	ug/L	10.0	1.2	1		07/22/15 20:48	591-78-6	
Methylene chloride	ND	ug/L	1.0	0.15	1		07/22/15 20:48	75-09-2	
4-Methyl-2-pentanone (MIBK)	ND	ug/L	10.0	0.42	1		07/22/15 20:48	108-10-1	
Styrene	ND	ug/L	1.0	0.12	1		07/22/15 20:48	100-42-5	
1,1,2,2-Tetrachloroethane	ND	ug/L	1.0	0.15	1		07/22/15 20:48	79-34-5	
Tetrachloroethene	ND	ug/L	1.0	0.10	1		07/22/15 20:48	127-18-4	
Toluene	ND	ug/L	1.0	0.17	1		07/22/15 20:48	108-88-3	
1,1,1-Trichloroethane	ND	ug/L	1.0	0.11	1		07/22/15 20:48	71-55-6	
1,1,2-Trichloroethane	ND	ug/L	1.0	0.20	1		07/22/15 20:48	79-00-5	
Trichloroethene	ND	ug/L	1.0	0.17	1		07/22/15 20:48	79-01-6	
Vinyl chloride	ND	ug/L	1.0	0.13	1		07/22/15 20:48	75-01-4	
Xylene (Total)	ND	ug/L	3.0	0.42	1		07/22/15 20:48	1330-20-7	
Surrogates									
4-Bromofluorobenzene (S)	98	%	80-120		1		07/22/15 20:48	460-00-4	
1,2-Dichloroethane-d4 (S)	102	%	80-120		1		07/22/15 20:48	17060-07-0	
Toluene-d8 (S)	100	%	80-120		1		07/22/15 20:48	2037-26-5	
Preservation pH	**1.0**		0.10	0.10	1		07/22/15 20:48		

REPORT OF LABORATORY ANALYSIS

This report shall not be reproduced, except in full,
without the written consent of Pace Analytical Services, Inc..

Pace Analytical Services, Inc.
9608 Loiret Blvd.
Lenexa, KS 66219
(913)599-5665

ANALYTICAL RESULTS

Project: FORT SMITH, AR
Pace Project No.: 60198937

Sample: TB-05-201507 **Lab ID: 60198937018** Collected: 07/21/15 08:00 Received: 07/22/15 08:55 Matrix: Water

Parameters	Results	Units	Report Limit	MDL	DF	Prepared	Analyzed	CAS No.	Qual
8260 MSV	Analytical Method: EPA 5030B/8260								
Acetone	**2.9J**	ug/L	10.0	1.9	1		07/22/15 21:03	67-64-1	
Benzene	ND	ug/L	1.0	0.060	1		07/22/15 21:03	71-43-2	
Bromodichloromethane	ND	ug/L	1.0	0.19	1		07/22/15 21:03	75-27-4	
Bromoform	ND	ug/L	1.0	0.070	1		07/22/15 21:03	75-25-2	
Bromomethane	ND	ug/L	5.0	0.16	1		07/22/15 21:03	74-83-9	
2-Butanone (MEK)	ND	ug/L	10.0	0.59	1		07/22/15 21:03	78-93-3	
Carbon disulfide	ND	ug/L	5.0	0.12	1		07/22/15 21:03	75-15-0	
Carbon tetrachloride	ND	ug/L	1.0	0.18	1		07/22/15 21:03	56-23-5	
Chlorobenzene	ND	ug/L	1.0	0.21	1		07/22/15 21:03	108-90-7	
Chloroethane	ND	ug/L	1.0	0.15	1		07/22/15 21:03	75-00-3	
Chloroform	ND	ug/L	1.0	0.14	1		07/22/15 21:03	67-66-3	
Chloromethane	ND	ug/L	1.0	0.080	1		07/22/15 21:03	74-87-3	
Dibromochloromethane	ND	ug/L	1.0	0.21	1		07/22/15 21:03	124-48-1	
1,1-Dichloroethane	ND	ug/L	1.0	0.050	1		07/22/15 21:03	75-34-3	
1,2-Dichloroethane	ND	ug/L	1.0	0.12	1		07/22/15 21:03	107-06-2	
1,1-Dichloroethene	ND	ug/L	1.0	0.20	1		07/22/15 21:03	75-35-4	
cis-1,2-Dichloroethene	ND	ug/L	1.0	0.080	1		07/22/15 21:03	156-59-2	
trans-1,2-Dichloroethene	ND	ug/L	1.0	0.20	1		07/22/15 21:03	156-60-5	
1,2-Dichloropropane	ND	ug/L	1.0	0.16	1		07/22/15 21:03	78-87-5	
cis-1,3-Dichloropropene	ND	ug/L	1.0	0.14	1		07/22/15 21:03	10061-01-5	
trans-1,3-Dichloropropene	ND	ug/L	1.0	0.12	1		07/22/15 21:03	10061-02-6	
Ethylbenzene	ND	ug/L	1.0	0.18	1		07/22/15 21:03	100-41-4	
2-Hexanone	ND	ug/L	10.0	1.2	1		07/22/15 21:03	591-78-6	
Methylene chloride	ND	ug/L	1.0	0.15	1		07/22/15 21:03	75-09-2	
4-Methyl-2-pentanone (MIBK)	ND	ug/L	10.0	0.42	1		07/22/15 21:03	108-10-1	
Styrene	ND	ug/L	1.0	0.12	1		07/22/15 21:03	100-42-5	
1,1,2,2-Tetrachloroethane	ND	ug/L	1.0	0.15	1		07/22/15 21:03	79-34-5	
Tetrachloroethene	ND	ug/L	1.0	0.10	1		07/22/15 21:03	127-18-4	
Toluene	ND	ug/L	1.0	0.17	1		07/22/15 21:03	108-88-3	
1,1,1-Trichloroethane	ND	ug/L	1.0	0.11	1		07/22/15 21:03	71-55-6	
1,1,2-Trichloroethane	ND	ug/L	1.0	0.20	1		07/22/15 21:03	79-00-5	
Trichloroethene	ND	ug/L	1.0	0.17	1		07/22/15 21:03	79-01-6	
Vinyl chloride	ND	ug/L	1.0	0.13	1		07/22/15 21:03	75-01-4	
Xylene (Total)	ND	ug/L	3.0	0.42	1		07/22/15 21:03	1330-20-7	
Surrogates									
4-Bromofluorobenzene (S)	104	%	80-120		1		07/22/15 21:03	460-00-4	
1,2-Dichloroethane-d4 (S)	98	%	80-120		1		07/22/15 21:03	17060-07-0	
Toluene-d8 (S)	101	%	80-120		1		07/22/15 21:03	2037-26-5	
Preservation pH	**1.0**		0.10	0.10	1		07/22/15 21:03		

REPORT OF LABORATORY ANALYSIS

This report shall not be reproduced, except in full,
without the written consent of Pace Analytical Services, Inc..

Pace Analytical Services, Inc.
9608 Loiret Blvd.
Lenexa, KS 66219
(913)599-5665

ANALYTICAL RESULTS

Project: FORT SMITH, AR
Pace Project No.: 60198937

Sample: TB-06-201507 **Lab ID: 60198937019** Collected: 07/21/15 08:00 Received: 07/22/15 08:55 Matrix: Water

Parameters	Results	Units	Report Limit	MDL	DF	Prepared	Analyzed	CAS No.	Qual
8260 MSV	Analytical Method: EPA 5030B/8260								
Acetone	**4.0J**	ug/L	10.0	1.9	1		07/22/15 21:17	67-64-1	
Benzene	ND	ug/L	1.0	0.060	1		07/22/15 21:17	71-43-2	
Bromodichloromethane	ND	ug/L	1.0	0.19	1		07/22/15 21:17	75-27-4	
Bromoform	ND	ug/L	1.0	0.070	1		07/22/15 21:17	75-25-2	
Bromomethane	ND	ug/L	5.0	0.16	1		07/22/15 21:17	74-83-9	
2-Butanone (MEK)	ND	ug/L	10.0	0.59	1		07/22/15 21:17	78-93-3	
Carbon disulfide	ND	ug/L	5.0	0.12	1		07/22/15 21:17	75-15-0	
Carbon tetrachloride	ND	ug/L	1.0	0.18	1		07/22/15 21:17	56-23-5	
Chlorobenzene	ND	ug/L	1.0	0.21	1		07/22/15 21:17	108-90-7	
Chloroethane	ND	ug/L	1.0	0.15	1		07/22/15 21:17	75-00-3	
Chloroform	ND	ug/L	1.0	0.14	1		07/22/15 21:17	67-66-3	
Chloromethane	ND	ug/L	1.0	0.080	1		07/22/15 21:17	74-87-3	
Dibromochloromethane	ND	ug/L	1.0	0.21	1		07/22/15 21:17	124-48-1	
1,1-Dichloroethane	ND	ug/L	1.0	0.050	1		07/22/15 21:17	75-34-3	
1,2-Dichloroethane	ND	ug/L	1.0	0.12	1		07/22/15 21:17	107-06-2	
1,1-Dichloroethene	ND	ug/L	1.0	0.20	1		07/22/15 21:17	75-35-4	
cis-1,2-Dichloroethene	ND	ug/L	1.0	0.080	1		07/22/15 21:17	156-59-2	
trans-1,2-Dichloroethene	ND	ug/L	1.0	0.20	1		07/22/15 21:17	156-60-5	
1,2-Dichloropropane	ND	ug/L	1.0	0.16	1		07/22/15 21:17	78-87-5	
cis-1,3-Dichloropropene	ND	ug/L	1.0	0.14	1		07/22/15 21:17	10061-01-5	
trans-1,3-Dichloropropene	ND	ug/L	1.0	0.12	1		07/22/15 21:17	10061-02-6	
Ethylbenzene	ND	ug/L	1.0	0.18	1		07/22/15 21:17	100-41-4	
2-Hexanone	ND	ug/L	10.0	1.2	1		07/22/15 21:17	591-78-6	
Methylene chloride	ND	ug/L	1.0	0.15	1		07/22/15 21:17	75-09-2	
4-Methyl-2-pentanone (MIBK)	ND	ug/L	10.0	0.42	1		07/22/15 21:17	108-10-1	
Styrene	ND	ug/L	1.0	0.12	1		07/22/15 21:17	100-42-5	
1,1,2,2-Tetrachloroethane	ND	ug/L	1.0	0.15	1		07/22/15 21:17	79-34-5	
Tetrachloroethene	ND	ug/L	1.0	0.10	1		07/22/15 21:17	127-18-4	
Toluene	ND	ug/L	1.0	0.17	1		07/22/15 21:17	108-88-3	
1,1,1-Trichloroethane	ND	ug/L	1.0	0.11	1		07/22/15 21:17	71-55-6	
1,1,2-Trichloroethane	ND	ug/L	1.0	0.20	1		07/22/15 21:17	79-00-5	
Trichloroethene	ND	ug/L	1.0	0.17	1		07/22/15 21:17	79-01-6	
Vinyl chloride	ND	ug/L	1.0	0.13	1		07/22/15 21:17	75-01-4	
Xylene (Total)	ND	ug/L	3.0	0.42	1		07/22/15 21:17	1330-20-7	
Surrogates									
4-Bromofluorobenzene (S)	99	%	80-120		1		07/22/15 21:17	460-00-4	
1,2-Dichloroethane-d4 (S)	95	%	80-120		1		07/22/15 21:17	17060-07-0	
Toluene-d8 (S)	98	%	80-120		1		07/22/15 21:17	2037-26-5	
Preservation pH	**1.0**		0.10	0.10	1		07/22/15 21:17		

REPORT OF LABORATORY ANALYSIS

This report shall not be reproduced, except in full,
without the written consent of Pace Analytical Services, Inc..

Pace Analytical Services, Inc.
9608 Loiret Blvd.
Lenexa, KS 66219
(913)599-5665

ANALYTICAL RESULTS

Project: FORT SMITH, AR
Pace Project No.: 60198937

Sample: EB-03-201507 **Lab ID: 60198937020** Collected: 07/21/15 18:08 Received: 07/22/15 08:55 Matrix: Water

Parameters	Results	Units	Report Limit	MDL	DF	Prepared	Analyzed	CAS No.	Qual
8260 MSV	Analytical Method: EPA 5030B/8260								
Acetone	**2.9J**	ug/L	10.0	1.9	1		07/22/15 21:32	67-64-1	
Benzene	ND	ug/L	1.0	0.060	1		07/22/15 21:32	71-43-2	
Bromodichloromethane	ND	ug/L	1.0	0.19	1		07/22/15 21:32	75-27-4	
Bromoform	ND	ug/L	1.0	0.070	1		07/22/15 21:32	75-25-2	
Bromomethane	ND	ug/L	5.0	0.16	1		07/22/15 21:32	74-83-9	
2-Butanone (MEK)	ND	ug/L	10.0	0.59	1		07/22/15 21:32	78-93-3	
Carbon disulfide	ND	ug/L	5.0	0.12	1		07/22/15 21:32	75-15-0	
Carbon tetrachloride	ND	ug/L	1.0	0.18	1		07/22/15 21:32	56-23-5	
Chlorobenzene	ND	ug/L	1.0	0.21	1		07/22/15 21:32	108-90-7	
Chloroethane	ND	ug/L	1.0	0.15	1		07/22/15 21:32	75-00-3	
Chloroform	ND	ug/L	1.0	0.14	1		07/22/15 21:32	67-66-3	
Chloromethane	ND	ug/L	1.0	0.080	1		07/22/15 21:32	74-87-3	
Dibromochloromethane	ND	ug/L	1.0	0.21	1		07/22/15 21:32	124-48-1	
1,1-Dichloroethane	ND	ug/L	1.0	0.050	1		07/22/15 21:32	75-34-3	
1,2-Dichloroethane	ND	ug/L	1.0	0.12	1		07/22/15 21:32	107-06-2	
1,1-Dichloroethene	ND	ug/L	1.0	0.20	1		07/22/15 21:32	75-35-4	
cis-1,2-Dichloroethene	ND	ug/L	1.0	0.080	1		07/22/15 21:32	156-59-2	
trans-1,2-Dichloroethene	ND	ug/L	1.0	0.20	1		07/22/15 21:32	156-60-5	
1,2-Dichloropropane	ND	ug/L	1.0	0.16	1		07/22/15 21:32	78-87-5	
cis-1,3-Dichloropropene	ND	ug/L	1.0	0.14	1		07/22/15 21:32	10061-01-5	
trans-1,3-Dichloropropene	ND	ug/L	1.0	0.12	1		07/22/15 21:32	10061-02-6	
Ethylbenzene	ND	ug/L	1.0	0.18	1		07/22/15 21:32	100-41-4	
2-Hexanone	ND	ug/L	10.0	1.2	1		07/22/15 21:32	591-78-6	
Methylene chloride	ND	ug/L	1.0	0.15	1		07/22/15 21:32	75-09-2	
4-Methyl-2-pentanone (MIBK)	ND	ug/L	10.0	0.42	1		07/22/15 21:32	108-10-1	
Styrene	ND	ug/L	1.0	0.12	1		07/22/15 21:32	100-42-5	
1,1,2,2-Tetrachloroethane	ND	ug/L	1.0	0.15	1		07/22/15 21:32	79-34-5	
Tetrachloroethene	ND	ug/L	1.0	0.10	1		07/22/15 21:32	127-18-4	
Toluene	ND	ug/L	1.0	0.17	1		07/22/15 21:32	108-88-3	
1,1,1-Trichloroethane	ND	ug/L	1.0	0.11	1		07/22/15 21:32	71-55-6	
1,1,2-Trichloroethane	ND	ug/L	1.0	0.20	1		07/22/15 21:32	79-00-5	
Trichloroethene	ND	ug/L	1.0	0.17	1		07/22/15 21:32	79-01-6	
Vinyl chloride	ND	ug/L	1.0	0.13	1		07/22/15 21:32	75-01-4	
Xylene (Total)	ND	ug/L	3.0	0.42	1		07/22/15 21:32	1330-20-7	
Surrogates									
4-Bromofluorobenzene (S)	99	%	80-120		1		07/22/15 21:32	460-00-4	
1,2-Dichloroethane-d4 (S)	100	%	80-120		1		07/22/15 21:32	17060-07-0	
Toluene-d8 (S)	100	%	80-120		1		07/22/15 21:32	2037-26-5	
Preservation pH	**1.0**		0.10	0.10	1		07/22/15 21:32		

REPORT OF LABORATORY ANALYSIS

This report shall not be reproduced, except in full,
without the written consent of Pace Analytical Services, Inc..

Pace Analytical Services, Inc.
9608 Loiret Blvd.
Lenexa, KS 66219
(913)599-5665

ANALYTICAL RESULTS

Project: FORT SMITH, AR
Pace Project No.: 60198937

Sample: MW-41R-201507 **Lab ID: 60198937021** Collected: 07/21/15 15:15 Received: 07/22/15 08:55 Matrix: Water

Parameters	Results	Units	Report Limit	MDL	DF	Prepared	Analyzed	CAS No.	Qual
Alcohol by Direct Inject GCFID	Analytical Method: EPA 8015 - Alcohol								
2-Chloroethanol	ND	ug/L	10000	1980	1		07/28/15 22:47	107-07-3	
6010 MET ICP	Analytical Method: EPA 6010 Preparation Method: EPA 3010								
Iron	**8570**	ug/L	50.0	9.0	1	07/22/15 12:00	07/23/15 10:47	7439-89-6	
Manganese	**15900**	ug/L	5.0	2.4	1	07/22/15 12:00	07/23/15 10:47	7439-96-5	
8260 MSV	Analytical Method: EPA 5030B/8260								
Acetone	**2.7J**	ug/L	10.0	1.9	1		07/23/15 11:17	67-64-1	
Benzene	ND	ug/L	1.0	0.060	1		07/23/15 11:17	71-43-2	
Bromodichloromethane	ND	ug/L	1.0	0.19	1		07/23/15 11:17	75-27-4	
Bromoform	ND	ug/L	1.0	0.070	1		07/23/15 11:17	75-25-2	
Bromomethane	ND	ug/L	5.0	0.16	1		07/23/15 11:17	74-83-9	
2-Butanone (MEK)	ND	ug/L	10.0	0.59	1		07/23/15 11:17	78-93-3	
Carbon disulfide	**0.19J**	ug/L	5.0	0.12	1		07/23/15 11:17	75-15-0	
Carbon tetrachloride	ND	ug/L	1.0	0.18	1		07/23/15 11:17	56-23-5	
Chlorobenzene	ND	ug/L	1.0	0.21	1		07/23/15 11:17	108-90-7	
Chloroethane	ND	ug/L	1.0	0.15	1		07/23/15 11:17	75-00-3	
Chloroform	**0.38J**	ug/L	1.0	0.14	1		07/23/15 11:17	67-66-3	
Chloromethane	ND	ug/L	1.0	0.080	1		07/23/15 11:17	74-87-3	
Dibromochloromethane	ND	ug/L	1.0	0.21	1		07/23/15 11:17	124-48-1	
1,1-Dichloroethane	ND	ug/L	1.0	0.050	1		07/23/15 11:17	75-34-3	
1,2-Dichloroethane	ND	ug/L	1.0	0.12	1		07/23/15 11:17	107-06-2	
1,1-Dichloroethene	**0.26J**	ug/L	1.0	0.20	1		07/23/15 11:17	75-35-4	
cis-1,2-Dichloroethene	**3.3**	ug/L	1.0	0.080	1		07/23/15 11:17	156-59-2	
trans-1,2-Dichloroethene	ND	ug/L	1.0	0.20	1		07/23/15 11:17	156-60-5	
1,2-Dichloropropane	ND	ug/L	1.0	0.16	1		07/23/15 11:17	78-87-5	
cis-1,3-Dichloropropene	ND	ug/L	1.0	0.14	1		07/23/15 11:17	10061-01-5	
trans-1,3-Dichloropropene	ND	ug/L	1.0	0.12	1		07/23/15 11:17	10061-02-6	
Ethylbenzene	ND	ug/L	1.0	0.18	1		07/23/15 11:17	100-41-4	
2-Hexanone	ND	ug/L	10.0	1.2	1		07/23/15 11:17	591-78-6	
Methylene chloride	**4.4**	ug/L	1.0	0.15	1		07/23/15 11:17	75-09-2	
4-Methyl-2-pentanone (MIBK)	ND	ug/L	10.0	0.42	1		07/23/15 11:17	108-10-1	
Styrene	ND	ug/L	1.0	0.12	1		07/23/15 11:17	100-42-5	
1,1,2,2-Tetrachloroethane	ND	ug/L	1.0	0.15	1		07/23/15 11:17	79-34-5	
Tetrachloroethene	ND	ug/L	1.0	0.10	1		07/23/15 11:17	127-18-4	
Toluene	ND	ug/L	1.0	0.17	1		07/23/15 11:17	108-88-3	
1,1,1-Trichloroethane	ND	ug/L	1.0	0.11	1		07/23/15 11:17	71-55-6	
1,1,2-Trichloroethane	ND	ug/L	1.0	0.20	1		07/23/15 11:17	79-00-5	
Trichloroethene	**40.4**	ug/L	1.0	0.17	1		07/23/15 11:17	79-01-6	
Vinyl chloride	ND	ug/L	1.0	0.13	1		07/23/15 11:17	75-01-4	
Xylene (Total)	ND	ug/L	3.0	0.42	1		07/23/15 11:17	1330-20-7	
Surrogates									
4-Bromofluorobenzene (S)	100	%	80-120		1		07/23/15 11:17	460-00-4	
1,2-Dichloroethane-d4 (S)	100	%	80-120		1		07/23/15 11:17	17060-07-0	
Toluene-d8 (S)	101	%	80-120		1		07/23/15 11:17	2037-26-5	
Preservation pH	**1.0**		0.10	0.10	1		07/23/15 11:17		

REPORT OF LABORATORY ANALYSIS

This report shall not be reproduced, except in full,
without the written consent of Pace Analytical Services, Inc..

Pace Analytical Services, Inc.
9608 Loiret Blvd.
Lenexa, KS 66219
(913)599-5665

ANALYTICAL RESULTS

Project: FORT SMITH, AR
Pace Project No.: 60198937

Sample: MW-41R-201507 **Lab ID: 60198937021** Collected: 07/21/15 15:15 Received: 07/22/15 08:55 Matrix: Water

Parameters	Results	Units	Report Limit	MDL	DF	Prepared	Analyzed	CAS No.	Qual
2320B Alkalinity	Analytical Method: SM 2320B								
Alkalinity,Bicarbonate (CaCO3)	**116**	mg/L	20.0	2.0	1		07/29/15 12:52		
Alkalinity, Carbonate (CaCO3)	ND	mg/L	20.0	2.0	1		07/29/15 12:52		
Alkalinity, Total as CaCO3	**116**	mg/L	20.0	2.0	1		07/29/15 12:52		
Iron, Ferric (Calculation)	Analytical Method: SM 3500-Fe B#4								
Iron, Ferric	**5.3**	mg/L	0.20		1		08/06/15 00:00	7439-89-6	
4500H+ pH, Electrometric	Analytical Method: SM 4500-H+B								
pH at 25 Degrees C	**6.0**	Std. Units	0.10	0.10	1		07/21/15 17:00		1e,H6
4500S2D Sulfide, Total	Analytical Method: SM 4500-S-2 D								
Sulfide, Total	ND	mg/L	0.050	0.012	1		07/27/15 10:03	18496-25-8	
300.0 IC Anions 28 Days	Analytical Method: EPA 300.0								
Chloride	**267**	mg/L	20.0	10.0	20		07/27/15 16:20	16887-00-6	
Sulfate	**1.0J**	mg/L	1.0	0.24	1		07/27/15 16:06	14808-79-8	
350.1 Ammonia	Analytical Method: EPA 350.1								
Nitrogen, Ammonia	ND	mg/L	0.10	0.046	1		07/27/15 11:47	7664-41-7	
353.2 Nitrogen, NO2/NO3 unpres	Analytical Method: EPA 353.2								
Nitrogen, Nitrate	ND	mg/L	0.10	0.014	1		07/22/15 15:28		
Nitrogen, Nitrite	ND	mg/L	0.10	0.023	1		07/22/15 15:28		
Nitrogen, NO2 plus NO3	ND	mg/L	0.10	0.014	1		07/22/15 15:28		
Total Carbon Dioxide Calc	Analytical Method: SM 4500-CO2 D								
Carbon Dioxide Calculation	**310**	mg/L	20.0	20.0	1		07/29/15 00:00		
5310C TOC	Analytical Method: SM 5310C								
Total Organic Carbon	ND	mg/L	1.0	0.46	1		08/05/15 16:02	7440-44-0	M1
SM4500P-E, Total Phosphorus	Analytical Method: SM 4500-P E Preparation Method: SM4500-P B								
Phosphate as P04	**0.21**	mg/L	0.030	0.010	1	07/28/15 09:07	07/28/15 13:27		

REPORT OF LABORATORY ANALYSIS

This report shall not be reproduced, except in full,
without the written consent of Pace Analytical Services, Inc..

Pace Analytical Services, Inc.
9608 Loiret Blvd.
Lenexa, KS 66219
(913)599-5665

ANALYTICAL RESULTS

Project: FORT SMITH, AR
Pace Project No.: 60198937

Sample: DUP-03-201507 **Lab ID: 60198937022** Collected: 07/21/15 15:15 Received: 07/22/15 08:55 Matrix: Water

Parameters	Results	Units	Report Limit	MDL	DF	Prepared	Analyzed	CAS No.	Qual
8260 MSV	Analytical Method: EPA 5030B/8260								
Acetone	**3.3J**	ug/L	10.0	1.9	1		07/23/15 00:30	67-64-1	
Benzene	ND	ug/L	1.0	0.060	1		07/23/15 00:30	71-43-2	
Bromodichloromethane	ND	ug/L	1.0	0.19	1		07/23/15 00:30	75-27-4	
Bromoform	ND	ug/L	1.0	0.070	1		07/23/15 00:30	75-25-2	
Bromomethane	ND	ug/L	5.0	0.16	1		07/23/15 00:30	74-83-9	
2-Butanone (MEK)	ND	ug/L	10.0	0.59	1		07/23/15 00:30	78-93-3	
Carbon disulfide	ND	ug/L	5.0	0.12	1		07/23/15 00:30	75-15-0	
Carbon tetrachloride	ND	ug/L	1.0	0.18	1		07/23/15 00:30	56-23-5	
Chlorobenzene	ND	ug/L	1.0	0.21	1		07/23/15 00:30	108-90-7	
Chloroethane	ND	ug/L	1.0	0.15	1		07/23/15 00:30	75-00-3	
Chloroform	**0.33J**	ug/L	1.0	0.14	1		07/23/15 00:30	67-66-3	
Chloromethane	ND	ug/L	1.0	0.080	1		07/23/15 00:30	74-87-3	
Dibromochloromethane	ND	ug/L	1.0	0.21	1		07/23/15 00:30	124-48-1	
1,1-Dichloroethane	ND	ug/L	1.0	0.050	1		07/23/15 00:30	75-34-3	
1,2-Dichloroethane	ND	ug/L	1.0	0.12	1		07/23/15 00:30	107-06-2	
1,1-Dichloroethene	**0.21J**	ug/L	1.0	0.20	1		07/23/15 00:30	75-35-4	
cis-1,2-Dichloroethene	**2.8**	ug/L	1.0	0.080	1		07/23/15 00:30	156-59-2	
trans-1,2-Dichloroethene	ND	ug/L	1.0	0.20	1		07/23/15 00:30	156-60-5	
1,2-Dichloropropane	ND	ug/L	1.0	0.16	1		07/23/15 00:30	78-87-5	
cis-1,3-Dichloropropene	ND	ug/L	1.0	0.14	1		07/23/15 00:30	10061-01-5	
trans-1,3-Dichloropropene	ND	ug/L	1.0	0.12	1		07/23/15 00:30	10061-02-6	
Ethylbenzene	ND	ug/L	1.0	0.18	1		07/23/15 00:30	100-41-4	
2-Hexanone	ND	ug/L	10.0	1.2	1		07/23/15 00:30	591-78-6	
Methylene chloride	**4.9**	ug/L	1.0	0.15	1		07/23/15 00:30	75-09-2	
4-Methyl-2-pentanone (MIBK)	ND	ug/L	10.0	0.42	1		07/23/15 00:30	108-10-1	
Styrene	ND	ug/L	1.0	0.12	1		07/23/15 00:30	100-42-5	
1,1,2,2-Tetrachloroethane	ND	ug/L	1.0	0.15	1		07/23/15 00:30	79-34-5	
Tetrachloroethene	ND	ug/L	1.0	0.10	1		07/23/15 00:30	127-18-4	
Toluene	ND	ug/L	1.0	0.17	1		07/23/15 00:30	108-88-3	
1,1,1-Trichloroethane	ND	ug/L	1.0	0.11	1		07/23/15 00:30	71-55-6	
1,1,2-Trichloroethane	ND	ug/L	1.0	0.20	1		07/23/15 00:30	79-00-5	
Trichloroethene	**43.0**	ug/L	1.0	0.17	1		07/23/15 00:30	79-01-6	
Vinyl chloride	ND	ug/L	1.0	0.13	1		07/23/15 00:30	75-01-4	
Xylene (Total)	ND	ug/L	3.0	0.42	1		07/23/15 00:30	1330-20-7	
Surrogates									
4-Bromofluorobenzene (S)	98	%	80-120		1		07/23/15 00:30	460-00-4	
1,2-Dichloroethane-d4 (S)	100	%	80-120		1		07/23/15 00:30	17060-07-0	
Toluene-d8 (S)	99	%	80-120		1		07/23/15 00:30	2037-26-5	
Preservation pH	**1.0**		0.10	0.10	1		07/23/15 00:30		

REPORT OF LABORATORY ANALYSIS

This report shall not be reproduced, except in full,
without the written consent of Pace Analytical Services, Inc..

Pace Analytical Services, Inc.
9608 Loiret Blvd.
Lenexa, KS 66219
(913)599-5665

ANALYTICAL RESULTS

Project: FORT SMITH, AR
Pace Project No.: 60198937

Sample: MW-32R-201507 **Lab ID: 60198937023** Collected: 07/21/15 17:15 Received: 07/22/15 08:55 Matrix: Water

Parameters	Results	Units	Report Limit	MDL	DF	Prepared	Analyzed	CAS No.	Qual
Alcohol by Direct Inject GCFID	Analytical Method: EPA 8015 - Alcohol								
2-Chloroethanol	ND	ug/L	10000	1980	1		07/28/15 22:58	107-07-3	
6010 MET ICP	Analytical Method: EPA 6010 Preparation Method: EPA 3010								
Iron	**3670**	ug/L	50.0	9.0	1	07/22/15 12:00	07/23/15 10:50	7439-89-6	
Manganese	**2130**	ug/L	5.0	2.4	1	07/22/15 12:00	07/23/15 10:50	7439-96-5	
8260 MSV	Analytical Method: EPA 5030B/8260								
Acetone	**26.7**	ug/L	10.0	1.9	1		07/22/15 22:32	67-64-1	
Benzene	**0.17J**	ug/L	1.0	0.060	1		07/22/15 22:32	71-43-2	
Bromodichloromethane	ND	ug/L	1.0	0.19	1		07/22/15 22:32	75-27-4	
Bromoform	**0.21J**	ug/L	1.0	0.070	1		07/22/15 22:32	75-25-2	
Bromomethane	**4.2J**	ug/L	5.0	0.16	1		07/22/15 22:32	74-83-9	
2-Butanone (MEK)	ND	ug/L	10.0	0.59	1		07/22/15 22:32	78-93-3	
Carbon disulfide	**0.89J**	ug/L	5.0	0.12	1		07/22/15 22:32	75-15-0	
Carbon tetrachloride	ND	ug/L	1.0	0.18	1		07/22/15 22:32	56-23-5	
Chlorobenzene	ND	ug/L	1.0	0.21	1		07/22/15 22:32	108-90-7	
Chloroethane	ND	ug/L	1.0	0.15	1		07/22/15 22:32	75-00-3	
Chloroform	ND	ug/L	1.0	0.14	1		07/22/15 22:32	67-66-3	
Chloromethane	**8.8**	ug/L	1.0	0.080	1		07/22/15 22:32	74-87-3	
Dibromochloromethane	ND	ug/L	1.0	0.21	1		07/22/15 22:32	124-48-1	
1,1-Dichloroethane	ND	ug/L	1.0	0.050	1		07/22/15 22:32	75-34-3	
1,2-Dichloroethane	ND	ug/L	1.0	0.12	1		07/22/15 22:32	107-06-2	
1,1-Dichloroethene	ND	ug/L	1.0	0.20	1		07/22/15 22:32	75-35-4	
cis-1,2-Dichloroethene	**0.29J**	ug/L	1.0	0.080	1		07/22/15 22:32	156-59-2	
trans-1,2-Dichloroethene	ND	ug/L	1.0	0.20	1		07/22/15 22:32	156-60-5	
1,2-Dichloropropane	ND	ug/L	1.0	0.16	1		07/22/15 22:32	78-87-5	
cis-1,3-Dichloropropene	ND	ug/L	1.0	0.14	1		07/22/15 22:32	10061-01-5	
trans-1,3-Dichloropropene	ND	ug/L	1.0	0.12	1		07/22/15 22:32	10061-02-6	
Ethylbenzene	ND	ug/L	1.0	0.18	1		07/22/15 22:32	100-41-4	
2-Hexanone	ND	ug/L	10.0	1.2	1		07/22/15 22:32	591-78-6	
Methylene chloride	ND	ug/L	1.0	0.15	1		07/22/15 22:32	75-09-2	
4-Methyl-2-pentanone (MIBK)	ND	ug/L	10.0	0.42	1		07/22/15 22:32	108-10-1	
Styrene	ND	ug/L	1.0	0.12	1		07/22/15 22:32	100-42-5	
1,1,2,2-Tetrachloroethane	ND	ug/L	1.0	0.15	1		07/22/15 22:32	79-34-5	
Tetrachloroethene	ND	ug/L	1.0	0.10	1		07/22/15 22:32	127-18-4	
Toluene	ND	ug/L	1.0	0.17	1		07/22/15 22:32	108-88-3	
1,1,1-Trichloroethane	ND	ug/L	1.0	0.11	1		07/22/15 22:32	71-55-6	
1,1,2-Trichloroethane	ND	ug/L	1.0	0.20	1		07/22/15 22:32	79-00-5	
Trichloroethene	**7.4**	ug/L	1.0	0.17	1		07/22/15 22:32	79-01-6	
Vinyl chloride	ND	ug/L	1.0	0.13	1		07/22/15 22:32	75-01-4	
Xylene (Total)	ND	ug/L	3.0	0.42	1		07/22/15 22:32	1330-20-7	
Surrogates									
4-Bromofluorobenzene (S)	98	%	80-120		1		07/22/15 22:32	460-00-4	
1,2-Dichloroethane-d4 (S)	97	%	80-120		1		07/22/15 22:32	17060-07-0	
Toluene-d8 (S)	98	%	80-120		1		07/22/15 22:32	2037-26-5	
Preservation pH	**1.0**		0.10	0.10	1		07/22/15 22:32		

REPORT OF LABORATORY ANALYSIS

This report shall not be reproduced, except in full,
without the written consent of Pace Analytical Services, Inc..

Pace Analytical Services, Inc.
9608 Loiret Blvd.
Lenexa, KS 66219
(913)599-5665

ANALYTICAL RESULTS

Project: FORT SMITH, AR
Pace Project No.: 60198937

Sample: MW-32R-201507 **Lab ID: 60198937023** Collected: 07/21/15 17:15 Received: 07/22/15 08:55 Matrix: Water

Parameters	Results	Units	Report Limit	MDL	DF	Prepared	Analyzed	CAS No.	Qual
2320B Alkalinity	Analytical Method: SM 2320B								
Alkalinity,Bicarbonate (CaCO3)	**15.7J**	mg/L	20.0	2.0	1		07/29/15 15:43		
Alkalinity, Carbonate (CaCO3)	ND	mg/L	20.0	2.0	1		07/29/15 15:43		
Alkalinity, Total as CaCO3	**15.7J**	mg/L	20.0	2.0	1		07/29/15 15:43		
Iron, Ferric (Calculation)	Analytical Method: SM 3500-Fe B#4								
Iron, Ferric	**3.5**	mg/L	0.20		1		08/06/15 00:00	7439-89-6	
4500H+ pH, Electrometric	Analytical Method: SM 4500-H+B								
pH at 25 Degrees C	**4.9**	Std. Units	0.10	0.10	1		07/21/15 17:00		1e,H6
4500S2D Sulfide, Total	Analytical Method: SM 4500-S-2 D								
Sulfide, Total	ND	mg/L	0.050	0.012	1		07/27/15 10:06	18496-25-8	
300.0 IC Anions 28 Days	Analytical Method: EPA 300.0								
Chloride	**217**	mg/L	20.0	10.0	20		07/27/15 16:34	16887-00-6	
Sulfate	**274**	mg/L	20.0	4.7	20		07/27/15 16:34	14808-79-8	
350.1 Ammonia	Analytical Method: EPA 350.1								
Nitrogen, Ammonia	ND	mg/L	0.10	0.046	1		07/27/15 11:48	7664-41-7	
353.2 Nitrogen, NO2/NO3 unpres	Analytical Method: EPA 353.2								
Nitrogen, Nitrate	**0.16**	mg/L	0.10	0.014	1		07/22/15 15:29		
Nitrogen, Nitrite	ND	mg/L	0.10	0.023	1		07/22/15 15:29		
Nitrogen, NO2 plus NO3	**0.16**	mg/L	0.10	0.014	1		07/22/15 15:29		
Total Carbon Dioxide Calc	Analytical Method: SM 4500-CO2 D								
Carbon Dioxide Calculation	ND	mg/L	20.0	20.0	1		07/29/15 00:00		
5310C TOC	Analytical Method: SM 5310C								
Total Organic Carbon	**0.62J**	mg/L	1.0	0.46	1		08/04/15 03:03	7440-44-0	
SM4500P-E, Total Phosphorus	Analytical Method: SM 4500-P E Preparation Method: SM4500-P B								
Phosphate as P04	**0.032**	mg/L	0.030	0.010	1	07/28/15 09:07	07/28/15 13:27		

REPORT OF LABORATORY ANALYSIS

This report shall not be reproduced, except in full,
without the written consent of Pace Analytical Services, Inc..

Pace Analytical Services, Inc.
9608 Loiret Blvd.
Lenexa, KS 66219
(913)599-5665

ANALYTICAL RESULTS

Project: FORT SMITH, AR
Pace Project No.: 60198937

Sample: MW-60R-201507 **Lab ID: 60198937024** Collected: 07/21/15 13:35 Received: 07/22/15 08:55 Matrix: Water

Parameters	Results	Units	Report Limit	MDL	DF	Prepared	Analyzed	CAS No.	Qual
Alcohol by Direct Inject GCFID	Analytical Method: EPA 8015 - Alcohol								
2-Chloroethanol	ND	ug/L	10000	1980	1		07/28/15 23:10	107-07-3	
6010 MET ICP	Analytical Method: EPA 6010 Preparation Method: EPA 3010								
Iron	**1910**	ug/L	50.0	9.0	1	07/22/15 12:00	07/23/15 10:52	7439-89-6	
Manganese	**1000**	ug/L	5.0	2.4	1	07/22/15 12:00	07/23/15 10:52	7439-96-5	
8260 MSV	Analytical Method: EPA 5030B/8260								
Acetone	**3.4J**	ug/L	10.0	1.9	1		07/22/15 22:47	67-64-1	
Benzene	ND	ug/L	1.0	0.060	1		07/22/15 22:47	71-43-2	
Bromodichloromethane	ND	ug/L	1.0	0.19	1		07/22/15 22:47	75-27-4	
Bromoform	ND	ug/L	1.0	0.070	1		07/22/15 22:47	75-25-2	
Bromomethane	ND	ug/L	5.0	0.16	1		07/22/15 22:47	74-83-9	
2-Butanone (MEK)	ND	ug/L	10.0	0.59	1		07/22/15 22:47	78-93-3	
Carbon disulfide	ND	ug/L	5.0	0.12	1		07/22/15 22:47	75-15-0	
Carbon tetrachloride	ND	ug/L	1.0	0.18	1		07/22/15 22:47	56-23-5	
Chlorobenzene	ND	ug/L	1.0	0.21	1		07/22/15 22:47	108-90-7	
Chloroethane	ND	ug/L	1.0	0.15	1		07/22/15 22:47	75-00-3	
Chloroform	**4.2**	ug/L	1.0	0.14	1		07/22/15 22:47	67-66-3	
Chloromethane	ND	ug/L	1.0	0.080	1		07/22/15 22:47	74-87-3	
Dibromochloromethane	ND	ug/L	1.0	0.21	1		07/22/15 22:47	124-48-1	
1,1-Dichloroethane	ND	ug/L	1.0	0.050	1		07/22/15 22:47	75-34-3	
1,2-Dichloroethane	ND	ug/L	1.0	0.12	1		07/22/15 22:47	107-06-2	
1,1-Dichloroethene	ND	ug/L	1.0	0.20	1		07/22/15 22:47	75-35-4	
cis-1,2-Dichloroethene	ND	ug/L	1.0	0.080	1		07/22/15 22:47	156-59-2	
trans-1,2-Dichloroethene	ND	ug/L	1.0	0.20	1		07/22/15 22:47	156-60-5	
1,2-Dichloropropane	ND	ug/L	1.0	0.16	1		07/22/15 22:47	78-87-5	
cis-1,3-Dichloropropene	ND	ug/L	1.0	0.14	1		07/22/15 22:47	10061-01-5	
trans-1,3-Dichloropropene	ND	ug/L	1.0	0.12	1		07/22/15 22:47	10061-02-6	
Ethylbenzene	ND	ug/L	1.0	0.18	1		07/22/15 22:47	100-41-4	
2-Hexanone	ND	ug/L	10.0	1.2	1		07/22/15 22:47	591-78-6	
Methylene chloride	ND	ug/L	1.0	0.15	1		07/22/15 22:47	75-09-2	
4-Methyl-2-pentanone (MIBK)	ND	ug/L	10.0	0.42	1		07/22/15 22:47	108-10-1	
Styrene	ND	ug/L	1.0	0.12	1		07/22/15 22:47	100-42-5	
1,1,2,2-Tetrachloroethane	ND	ug/L	1.0	0.15	1		07/22/15 22:47	79-34-5	
Tetrachloroethene	ND	ug/L	1.0	0.10	1		07/22/15 22:47	127-18-4	
Toluene	ND	ug/L	1.0	0.17	1		07/22/15 22:47	108-88-3	
1,1,1-Trichloroethane	ND	ug/L	1.0	0.11	1		07/22/15 22:47	71-55-6	
1,1,2-Trichloroethane	ND	ug/L	1.0	0.20	1		07/22/15 22:47	79-00-5	
Trichloroethene	ND	ug/L	1.0	0.17	1		07/22/15 22:47	79-01-6	
Vinyl chloride	ND	ug/L	1.0	0.13	1		07/22/15 22:47	75-01-4	
Xylene (Total)	ND	ug/L	3.0	0.42	1		07/22/15 22:47	1330-20-7	
Surrogates									
4-Bromofluorobenzene (S)	96	%	80-120		1		07/22/15 22:47	460-00-4	
1,2-Dichloroethane-d4 (S)	98	%	80-120		1		07/22/15 22:47	17060-07-0	
Toluene-d8 (S)	97	%	80-120		1		07/22/15 22:47	2037-26-5	
Preservation pH	**1.0**		0.10	0.10	1		07/22/15 22:47		

REPORT OF LABORATORY ANALYSIS

This report shall not be reproduced, except in full,
without the written consent of Pace Analytical Services, Inc..

Pace Analytical Services, Inc.
9608 Loiret Blvd.
Lenexa, KS 66219
(913)599-5665

ANALYTICAL RESULTS

Project: FORT SMITH, AR
Pace Project No.: 60198937

Sample: MW-60R-201507 **Lab ID: 60198937024** Collected: 07/21/15 13:35 Received: 07/22/15 08:55 Matrix: Water

Parameters	Results	Units	Report Limit	MDL	DF	Prepared	Analyzed	CAS No.	Qual
2320B Alkalinity	Analytical Method: SM 2320B								
Alkalinity,Bicarbonate (CaCO3)	**404**	mg/L	20.0	2.0	1		07/29/15 15:51		
Alkalinity, Carbonate (CaCO3)	ND	mg/L	20.0	2.0	1		07/29/15 15:51		
Alkalinity, Total as CaCO3	**404**	mg/L	20.0	2.0	1		07/29/15 15:51		
Iron, Ferric (Calculation)	Analytical Method: SM 3500-Fe B#4								
Iron, Ferric	**1.9**	mg/L	0.20		1		08/06/15 00:00	7439-89-6	
4500H+ pH, Electrometric	Analytical Method: SM 4500-H+B								
pH at 25 Degrees C	**6.8**	Std. Units	0.10	0.10	1		07/21/15 17:00		1e,H6
4500S2D Sulfide, Total	Analytical Method: SM 4500-S-2 D								
Sulfide, Total	ND	mg/L	0.050	0.012	1		07/27/15 10:06	18496-25-8	
300.0 IC Anions 28 Days	Analytical Method: EPA 300.0								
Chloride	**117**	mg/L	10.0	5.0	10		07/23/15 18:02	16887-00-6	
Sulfate	**34.3**	mg/L	5.0	1.2	5		07/27/15 16:47	14808-79-8	
350.1 Ammonia	Analytical Method: EPA 350.1								
Nitrogen, Ammonia	ND	mg/L	0.10	0.046	1		07/27/15 11:49	7664-41-7	
353.2 Nitrogen, NO2/NO3 unpres	Analytical Method: EPA 353.2								
Nitrogen, Nitrate	ND	mg/L	0.10	0.014	1		07/22/15 15:30		
Nitrogen, Nitrite	ND	mg/L	0.10	0.023	1		07/22/15 15:30		
Nitrogen, NO2 plus NO3	ND	mg/L	0.10	0.014	1		07/22/15 15:30		
Total Carbon Dioxide Calc	Analytical Method: SM 4500-CO2 D								
Carbon Dioxide Calculation	**478**	mg/L	20.0	20.0	1		07/29/15 00:00		
5310C TOC	Analytical Method: SM 5310C								
Total Organic Carbon	**0.61J**	mg/L	1.0	0.46	1		08/04/15 03:16	7440-44-0	
SM4500P-E, Total Phosphorus	Analytical Method: SM 4500-P E Preparation Method: SM4500-P B								
Phosphate as P04	**0.70**	mg/L	0.030	0.010	1	07/28/15 09:07	07/28/15 13:28		

REPORT OF LABORATORY ANALYSIS

This report shall not be reproduced, except in full,
without the written consent of Pace Analytical Services, Inc..

Pace Analytical Services, Inc.
9608 Loiret Blvd.
Lenexa, KS 66219
(913)599-5665

ANALYTICAL RESULTS

Project: FORT SMITH, AR
Pace Project No.: 60198937

Sample: MW-61R-201507 **Lab ID: 60198937025** Collected: 07/21/15 16:15 Received: 07/22/15 08:55 Matrix: Water

Parameters	Results	Units	Report Limit	MDL	DF	Prepared	Analyzed	CAS No.	Qual
Alcohol by Direct Inject GCFID	Analytical Method: EPA 8015 - Alcohol								
2-Chloroethanol	ND	ug/L	10000	1980	1		07/28/15 23:21	107-07-3	
6010 MET ICP	Analytical Method: EPA 6010 Preparation Method: EPA 3010								
Iron	**3790**	ug/L	50.0	9.0	1	07/22/15 12:00	07/23/15 10:58	7439-89-6	
Manganese	**1480**	ug/L	5.0	2.4	1	07/22/15 12:00	07/23/15 10:58	7439-96-5	
8260 MSV	Analytical Method: EPA 5030B/8260								
Acetone	**2.3J**	ug/L	10.0	1.9	1		07/22/15 23:01	67-64-1	
Benzene	ND	ug/L	1.0	0.060	1		07/22/15 23:01	71-43-2	
Bromodichloromethane	ND	ug/L	1.0	0.19	1		07/22/15 23:01	75-27-4	
Bromoform	ND	ug/L	1.0	0.070	1		07/22/15 23:01	75-25-2	
Bromomethane	ND	ug/L	5.0	0.16	1		07/22/15 23:01	74-83-9	
2-Butanone (MEK)	ND	ug/L	10.0	0.59	1		07/22/15 23:01	78-93-3	
Carbon disulfide	ND	ug/L	5.0	0.12	1		07/22/15 23:01	75-15-0	
Carbon tetrachloride	ND	ug/L	1.0	0.18	1		07/22/15 23:01	56-23-5	
Chlorobenzene	ND	ug/L	1.0	0.21	1		07/22/15 23:01	108-90-7	
Chloroethane	ND	ug/L	1.0	0.15	1		07/22/15 23:01	75-00-3	
Chloroform	**0.45J**	ug/L	1.0	0.14	1		07/22/15 23:01	67-66-3	
Chloromethane	ND	ug/L	1.0	0.080	1		07/22/15 23:01	74-87-3	
Dibromochloromethane	ND	ug/L	1.0	0.21	1		07/22/15 23:01	124-48-1	
1,1-Dichloroethane	ND	ug/L	1.0	0.050	1		07/22/15 23:01	75-34-3	
1,2-Dichloroethane	ND	ug/L	1.0	0.12	1		07/22/15 23:01	107-06-2	
1,1-Dichloroethene	ND	ug/L	1.0	0.20	1		07/22/15 23:01	75-35-4	
cis-1,2-Dichloroethene	ND	ug/L	1.0	0.080	1		07/22/15 23:01	156-59-2	
trans-1,2-Dichloroethene	ND	ug/L	1.0	0.20	1		07/22/15 23:01	156-60-5	
1,2-Dichloropropane	ND	ug/L	1.0	0.16	1		07/22/15 23:01	78-87-5	
cis-1,3-Dichloropropene	ND	ug/L	1.0	0.14	1		07/22/15 23:01	10061-01-5	
trans-1,3-Dichloropropene	ND	ug/L	1.0	0.12	1		07/22/15 23:01	10061-02-6	
Ethylbenzene	ND	ug/L	1.0	0.18	1		07/22/15 23:01	100-41-4	
2-Hexanone	ND	ug/L	10.0	1.2	1		07/22/15 23:01	591-78-6	
Methylene chloride	ND	ug/L	1.0	0.15	1		07/22/15 23:01	75-09-2	
4-Methyl-2-pentanone (MIBK)	ND	ug/L	10.0	0.42	1		07/22/15 23:01	108-10-1	
Styrene	ND	ug/L	1.0	0.12	1		07/22/15 23:01	100-42-5	
1,1,2,2-Tetrachloroethane	ND	ug/L	1.0	0.15	1		07/22/15 23:01	79-34-5	
Tetrachloroethene	ND	ug/L	1.0	0.10	1		07/22/15 23:01	127-18-4	
Toluene	ND	ug/L	1.0	0.17	1		07/22/15 23:01	108-88-3	
1,1,1-Trichloroethane	ND	ug/L	1.0	0.11	1		07/22/15 23:01	71-55-6	
1,1,2-Trichloroethane	ND	ug/L	1.0	0.20	1		07/22/15 23:01	79-00-5	
Trichloroethene	**14.7**	ug/L	1.0	0.17	1		07/22/15 23:01	79-01-6	
Vinyl chloride	ND	ug/L	1.0	0.13	1		07/22/15 23:01	75-01-4	
Xylene (Total)	ND	ug/L	3.0	0.42	1		07/22/15 23:01	1330-20-7	
Surrogates									
4-Bromofluorobenzene (S)	101	%	80-120		1		07/22/15 23:01	460-00-4	
1,2-Dichloroethane-d4 (S)	96	%	80-120		1		07/22/15 23:01	17060-07-0	
Toluene-d8 (S)	99	%	80-120		1		07/22/15 23:01	2037-26-5	
Preservation pH	**1.0**		0.10	0.10	1		07/22/15 23:01		

REPORT OF LABORATORY ANALYSIS

This report shall not be reproduced, except in full,
without the written consent of Pace Analytical Services, Inc..

Pace Analytical Services, Inc.
9608 Loiret Blvd.
Lenexa, KS 66219
(913)599-5665

ANALYTICAL RESULTS

Project: FORT SMITH, AR
Pace Project No.: 60198937

Sample: MW-61R-201507 **Lab ID: 60198937025** Collected: 07/21/15 16:15 Received: 07/22/15 08:55 Matrix: Water

Parameters	Results	Units	Report Limit	MDL	DF	Prepared	Analyzed	CAS No.	Qual
2320B Alkalinity	Analytical Method: SM 2320B								
Alkalinity,Bicarbonate (CaCO3)	**124**	mg/L	20.0	2.0	1		07/29/15 15:55		
Alkalinity, Carbonate (CaCO3)	ND	mg/L	20.0	2.0	1		07/29/15 15:55		
Alkalinity, Total as CaCO3	**124**	mg/L	20.0	2.0	1		07/29/15 15:55		
Iron, Ferric (Calculation)	Analytical Method: SM 3500-Fe B#4								
Iron, Ferric	**2.0**	mg/L	0.20		1		08/06/15 00:00	7439-89-6	
4500H+ pH, Electrometric	Analytical Method: SM 4500-H+B								
pH at 25 Degrees C	**6.2**	Std. Units	0.10	0.10	1		07/21/15 17:00		1e,H6
4500S2D Sulfide, Total	Analytical Method: SM 4500-S-2 D								
Sulfide, Total	ND	mg/L	0.050	0.012	1		07/27/15 09:29	18496-25-8	
300.0 IC Anions 28 Days	Analytical Method: EPA 300.0								
Chloride	**110**	mg/L	10.0	5.0	10		07/23/15 18:15	16887-00-6	
Sulfate	**14.8**	mg/L	1.0	0.24	1		07/27/15 17:01	14808-79-8	
350.1 Ammonia	Analytical Method: EPA 350.1								
Nitrogen, Ammonia	ND	mg/L	0.10	0.046	1		07/27/15 11:50	7664-41-7	
353.2 Nitrogen, NO2/NO3 unpres	Analytical Method: EPA 353.2								
Nitrogen, Nitrate	**1.3**	mg/L	0.10	0.014	1		07/22/15 15:30		
Nitrogen, Nitrite	ND	mg/L	0.10	0.023	1		07/22/15 15:30		M1
Nitrogen, NO2 plus NO3	**1.3**	mg/L	0.10	0.014	1		07/22/15 15:30		M1
Total Carbon Dioxide Calc	Analytical Method: SM 4500-CO2 D								
Carbon Dioxide Calculation	**265**	mg/L	20.0	20.0	1		07/29/15 00:00		
5310C TOC	Analytical Method: SM 5310C								
Total Organic Carbon	ND	mg/L	1.0	0.46	1		08/04/15 03:29	7440-44-0	
SM4500P-E, Total Phosphorus	Analytical Method: SM 4500-P E Preparation Method: SM4500-P B								
Phosphate as P04	**0.13**	mg/L	0.030	0.010	1	07/28/15 13:39	07/28/15 15:06		M1

REPORT OF LABORATORY ANALYSIS

This report shall not be reproduced, except in full,
without the written consent of Pace Analytical Services, Inc..

Pace Analytical Services, Inc.
9608 Loiret Blvd.
Lenexa, KS 66219
(913)599-5665

ANALYTICAL RESULTS

Project: FORT SMITH, AR
Pace Project No.: 60198937

Sample: MW-31R-201507 **Lab ID: 60198937026** Collected: 07/21/15 18:00 Received: 07/22/15 08:55 Matrix: Water

Parameters	Results	Units	Report Limit	MDL	DF	Prepared	Analyzed	CAS No.	Qual
Alcohol by Direct Inject GCFID	Analytical Method: EPA 8015 - Alcohol								
2-Chloroethanol	ND	ug/L	10000	1980	1		07/28/15 23:32	107-07-3	
6010 MET ICP	Analytical Method: EPA 6010 Preparation Method: EPA 3010								
Iron	**2080**	ug/L	50.0	9.0	1	07/22/15 12:00	07/23/15 11:01	7439-89-6	
Manganese	**812**	ug/L	5.0	2.4	1	07/22/15 12:00	07/23/15 11:01	7439-96-5	
8260 MSV	Analytical Method: EPA 5030B/8260								
Acetone	**1.9J**	ug/L	10.0	1.9	1		07/22/15 23:16	67-64-1	
Benzene	ND	ug/L	1.0	0.060	1		07/22/15 23:16	71-43-2	
Bromodichloromethane	ND	ug/L	1.0	0.19	1		07/22/15 23:16	75-27-4	
Bromoform	ND	ug/L	1.0	0.070	1		07/22/15 23:16	75-25-2	
Bromomethane	ND	ug/L	5.0	0.16	1		07/22/15 23:16	74-83-9	
2-Butanone (MEK)	ND	ug/L	10.0	0.59	1		07/22/15 23:16	78-93-3	
Carbon disulfide	ND	ug/L	5.0	0.12	1		07/22/15 23:16	75-15-0	
Carbon tetrachloride	ND	ug/L	1.0	0.18	1		07/22/15 23:16	56-23-5	
Chlorobenzene	**0.27J**	ug/L	1.0	0.21	1		07/22/15 23:16	108-90-7	
Chloroethane	ND	ug/L	1.0	0.15	1		07/22/15 23:16	75-00-3	
Chloroform	ND	ug/L	1.0	0.14	1		07/22/15 23:16	67-66-3	
Chloromethane	ND	ug/L	1.0	0.080	1		07/22/15 23:16	74-87-3	
Dibromochloromethane	ND	ug/L	1.0	0.21	1		07/22/15 23:16	124-48-1	
1,1-Dichloroethane	ND	ug/L	1.0	0.050	1		07/22/15 23:16	75-34-3	
1,2-Dichloroethane	ND	ug/L	1.0	0.12	1		07/22/15 23:16	107-06-2	
1,1-Dichloroethene	ND	ug/L	1.0	0.20	1		07/22/15 23:16	75-35-4	
cis-1,2-Dichloroethene	ND	ug/L	1.0	0.080	1		07/22/15 23:16	156-59-2	
trans-1,2-Dichloroethene	ND	ug/L	1.0	0.20	1		07/22/15 23:16	156-60-5	
1,2-Dichloropropane	ND	ug/L	1.0	0.16	1		07/22/15 23:16	78-87-5	
cis-1,3-Dichloropropene	ND	ug/L	1.0	0.14	1		07/22/15 23:16	10061-01-5	
trans-1,3-Dichloropropene	ND	ug/L	1.0	0.12	1		07/22/15 23:16	10061-02-6	
Ethylbenzene	ND	ug/L	1.0	0.18	1		07/22/15 23:16	100-41-4	
2-Hexanone	ND	ug/L	10.0	1.2	1		07/22/15 23:16	591-78-6	
Methylene chloride	ND	ug/L	1.0	0.15	1		07/22/15 23:16	75-09-2	
4-Methyl-2-pentanone (MIBK)	ND	ug/L	10.0	0.42	1		07/22/15 23:16	108-10-1	
Styrene	ND	ug/L	1.0	0.12	1		07/22/15 23:16	100-42-5	
1,1,2,2-Tetrachloroethane	ND	ug/L	1.0	0.15	1		07/22/15 23:16	79-34-5	
Tetrachloroethene	ND	ug/L	1.0	0.10	1		07/22/15 23:16	127-18-4	
Toluene	ND	ug/L	1.0	0.17	1		07/22/15 23:16	108-88-3	
1,1,1-Trichloroethane	ND	ug/L	1.0	0.11	1		07/22/15 23:16	71-55-6	
1,1,2-Trichloroethane	ND	ug/L	1.0	0.20	1		07/22/15 23:16	79-00-5	
Trichloroethene	ND	ug/L	1.0	0.17	1		07/22/15 23:16	79-01-6	
Vinyl chloride	ND	ug/L	1.0	0.13	1		07/22/15 23:16	75-01-4	
Xylene (Total)	ND	ug/L	3.0	0.42	1		07/22/15 23:16	1330-20-7	
Surrogates									
4-Bromofluorobenzene (S)	102	%	80-120		1		07/22/15 23:16	460-00-4	
1,2-Dichloroethane-d4 (S)	99	%	80-120		1		07/22/15 23:16	17060-07-0	
Toluene-d8 (S)	98	%	80-120		1		07/22/15 23:16	2037-26-5	
Preservation pH	**1.0**		0.10	0.10	1		07/22/15 23:16		

REPORT OF LABORATORY ANALYSIS

This report shall not be reproduced, except in full,
without the written consent of Pace Analytical Services, Inc..

Pace Analytical Services, Inc.
9608 Loiret Blvd.
Lenexa, KS 66219
(913)599-5665

ANALYTICAL RESULTS

Project: FORT SMITH, AR
Pace Project No.: 60198937

Sample: MW-31R-201507 **Lab ID: 60198937026** Collected: 07/21/15 18:00 Received: 07/22/15 08:55 Matrix: Water

Parameters	Results	Units	Report Limit	MDL	DF	Prepared	Analyzed	CAS No.	Qual
2320B Alkalinity	Analytical Method: SM 2320B								
Alkalinity,Bicarbonate (CaCO3)	**23.5**	mg/L	20.0	2.0	1		07/29/15 15:58		
Alkalinity, Carbonate (CaCO3)	ND	mg/L	20.0	2.0	1		07/29/15 15:58		
Alkalinity, Total as CaCO3	**23.5**	mg/L	20.0	2.0	1		07/29/15 15:58		
Iron, Ferric (Calculation)	Analytical Method: SM 3500-Fe B#4								
Iron, Ferric	**0.36**	mg/L	0.20		1		08/06/15 00:00	7439-89-6	
4500H+ pH, Electrometric	Analytical Method: SM 4500-H+B								
pH at 25 Degrees C	**5.3**	Std. Units	0.10	0.10	1		07/21/15 17:00		1e,H6
4500S2D Sulfide, Total	Analytical Method: SM 4500-S-2 D								
Sulfide, Total	ND	mg/L	0.050	0.012	1		07/27/15 09:32	18496-25-8	
300.0 IC Anions 28 Days	Analytical Method: EPA 300.0								
Chloride	**131**	mg/L	10.0	5.0	10		07/23/15 18:29	16887-00-6	
Sulfate	**29.6**	mg/L	2.0	0.47	2		07/27/15 17:42	14808-79-8	
350.1 Ammonia	Analytical Method: EPA 350.1								
Nitrogen, Ammonia	ND	mg/L	0.10	0.046	1		07/27/15 11:51	7664-41-7	
353.2 Nitrogen, NO2/NO3 unpres	Analytical Method: EPA 353.2								
Nitrogen, Nitrate	**0.083J**	mg/L	0.10	0.014	1		07/22/15 15:34		
Nitrogen, Nitrite	ND	mg/L	0.10	0.023	1		07/22/15 15:34		
Nitrogen, NO2 plus NO3	**0.083J**	mg/L	0.10	0.014	1		07/22/15 15:34		
Total Carbon Dioxide Calc	Analytical Method: SM 4500-CO2 D								
Carbon Dioxide Calculation	**267**	mg/L	20.0	20.0	1		07/29/15 00:00		
5310C TOC	Analytical Method: SM 5310C								
Total Organic Carbon	ND	mg/L	1.0	0.46	1		08/04/15 03:42	7440-44-0	
SM4500P-E, Total Phosphorus	Analytical Method: SM 4500-P E Preparation Method: SM4500-P B								
Phosphate as P04	ND	mg/L	0.030	0.010	1	07/28/15 13:39	07/28/15 15:07		

REPORT OF LABORATORY ANALYSIS

This report shall not be reproduced, except in full,
without the written consent of Pace Analytical Services, Inc..

Pace Analytical Services, Inc.
9608 Loiret Blvd.
Lenexa, KS 66219
(913)599-5665

ANALYTICAL RESULTS

Project: FORT SMITH, AR
Pace Project No.: 60198937

Sample: MW-50R-201507 **Lab ID: 60198937027** Collected: 07/21/15 10:45 Received: 07/22/15 08:55 Matrix: Water

Parameters	Results	Units	Report Limit	MDL	DF	Prepared	Analyzed	CAS No.	Qual
Alcohol by Direct Inject GCFID	Analytical Method: EPA 8015 - Alcohol								
2-Chloroethanol	ND	ug/L	10000	1980	1		07/28/15 23:43	107-07-3	
6010 MET ICP	Analytical Method: EPA 6010 Preparation Method: EPA 3010								
Iron	**4400**	ug/L	50.0	9.0	1	07/22/15 12:00	07/23/15 11:03	7439-89-6	
Manganese	**336**	ug/L	5.0	2.4	1	07/22/15 12:00	07/23/15 11:03	7439-96-5	
8260 MSV	Analytical Method: EPA 5030B/8260								
Acetone	ND	ug/L	10.0	1.9	1		07/22/15 23:31	67-64-1	
Benzene	ND	ug/L	1.0	0.060	1		07/22/15 23:31	71-43-2	
Bromodichloromethane	ND	ug/L	1.0	0.19	1		07/22/15 23:31	75-27-4	
Bromoform	ND	ug/L	1.0	0.070	1		07/22/15 23:31	75-25-2	
Bromomethane	ND	ug/L	5.0	0.16	1		07/22/15 23:31	74-83-9	
2-Butanone (MEK)	ND	ug/L	10.0	0.59	1		07/22/15 23:31	78-93-3	
Carbon disulfide	ND	ug/L	5.0	0.12	1		07/22/15 23:31	75-15-0	
Carbon tetrachloride	ND	ug/L	1.0	0.18	1		07/22/15 23:31	56-23-5	
Chlorobenzene	ND	ug/L	1.0	0.21	1		07/22/15 23:31	108-90-7	
Chloroethane	ND	ug/L	1.0	0.15	1		07/22/15 23:31	75-00-3	
Chloroform	**0.23J**	ug/L	1.0	0.14	1		07/22/15 23:31	67-66-3	
Chloromethane	ND	ug/L	1.0	0.080	1		07/22/15 23:31	74-87-3	
Dibromochloromethane	ND	ug/L	1.0	0.21	1		07/22/15 23:31	124-48-1	
1,1-Dichloroethane	ND	ug/L	1.0	0.050	1		07/22/15 23:31	75-34-3	
1,2-Dichloroethane	ND	ug/L	1.0	0.12	1		07/22/15 23:31	107-06-2	
1,1-Dichloroethene	ND	ug/L	1.0	0.20	1		07/22/15 23:31	75-35-4	
cis-1,2-Dichloroethene	ND	ug/L	1.0	0.080	1		07/22/15 23:31	156-59-2	
trans-1,2-Dichloroethene	ND	ug/L	1.0	0.20	1		07/22/15 23:31	156-60-5	
1,2-Dichloropropane	ND	ug/L	1.0	0.16	1		07/22/15 23:31	78-87-5	
cis-1,3-Dichloropropene	ND	ug/L	1.0	0.14	1		07/22/15 23:31	10061-01-5	
trans-1,3-Dichloropropene	ND	ug/L	1.0	0.12	1		07/22/15 23:31	10061-02-6	
Ethylbenzene	ND	ug/L	1.0	0.18	1		07/22/15 23:31	100-41-4	
2-Hexanone	ND	ug/L	10.0	1.2	1		07/22/15 23:31	591-78-6	
Methylene chloride	ND	ug/L	1.0	0.15	1		07/22/15 23:31	75-09-2	
4-Methyl-2-pentanone (MIBK)	ND	ug/L	10.0	0.42	1		07/22/15 23:31	108-10-1	
Styrene	ND	ug/L	1.0	0.12	1		07/22/15 23:31	100-42-5	
1,1,2,2-Tetrachloroethane	ND	ug/L	1.0	0.15	1		07/22/15 23:31	79-34-5	
Tetrachloroethene	ND	ug/L	1.0	0.10	1		07/22/15 23:31	127-18-4	
Toluene	ND	ug/L	1.0	0.17	1		07/22/15 23:31	108-88-3	
1,1,1-Trichloroethane	ND	ug/L	1.0	0.11	1		07/22/15 23:31	71-55-6	
1,1,2-Trichloroethane	ND	ug/L	1.0	0.20	1		07/22/15 23:31	79-00-5	
Trichloroethene	**0.22J**	ug/L	1.0	0.17	1		07/22/15 23:31	79-01-6	
Vinyl chloride	ND	ug/L	1.0	0.13	1		07/22/15 23:31	75-01-4	
Xylene (Total)	ND	ug/L	3.0	0.42	1		07/22/15 23:31	1330-20-7	
Surrogates									
4-Bromofluorobenzene (S)	102	%	80-120		1		07/22/15 23:31	460-00-4	
1,2-Dichloroethane-d4 (S)	96	%	80-120		1		07/22/15 23:31	17060-07-0	
Toluene-d8 (S)	99	%	80-120		1		07/22/15 23:31	2037-26-5	
Preservation pH	**1.0**		0.10	0.10	1		07/22/15 23:31		

REPORT OF LABORATORY ANALYSIS

This report shall not be reproduced, except in full,
without the written consent of Pace Analytical Services, Inc..

Pace Analytical Services, Inc.
9608 Loiret Blvd.
Lenexa, KS 66219
(913)599-5665

ANALYTICAL RESULTS

Project: FORT SMITH, AR
Pace Project No.: 60198937

Sample: MW-50R-201507 **Lab ID: 60198937027** Collected: 07/21/15 10:45 Received: 07/22/15 08:55 Matrix: Water

Parameters	Results	Units	Report Limit	MDL	DF	Prepared	Analyzed	CAS No.	Qual
2320B Alkalinity	Analytical Method: SM 2320B								
Alkalinity,Bicarbonate (CaCO3)	**214**	mg/L	20.0	2.0	1		07/29/15 16:02		
Alkalinity, Carbonate (CaCO3)	ND	mg/L	20.0	2.0	1		07/29/15 16:02		
Alkalinity, Total as CaCO3	**214**	mg/L	20.0	2.0	1		07/29/15 16:02		
Iron, Ferric (Calculation)	Analytical Method: SM 3500-Fe B#4								
Iron, Ferric	**3.8**	mg/L	0.20		1		08/06/15 00:00	7439-89-6	
4500H+ pH, Electrometric	Analytical Method: SM 4500-H+B								
pH at 25 Degrees C	**6.5**	Std. Units	0.10	0.10	1		07/21/15 17:00		1e,H6
4500S2D Sulfide, Total	Analytical Method: SM 4500-S-2 D								
Sulfide, Total	ND	mg/L	0.050	0.012	1		07/27/15 09:33	18496-25-8	
300.0 IC Anions 28 Days	Analytical Method: EPA 300.0								
Chloride	**238**	mg/L	20.0	10.0	20		07/27/15 18:09	16887-00-6	
Sulfate	**4.6**	mg/L	1.0	0.24	1		07/27/15 17:56	14808-79-8	
350.1 Ammonia	Analytical Method: EPA 350.1								
Nitrogen, Ammonia	ND	mg/L	0.10	0.046	1		07/27/15 11:53	7664-41-7	
353.2 Nitrogen, NO2/NO3 unpres	Analytical Method: EPA 353.2								
Nitrogen, Nitrate	ND	mg/L	0.10	0.014	1		07/22/15 15:36		M1
Nitrogen, Nitrite	ND	mg/L	0.10	0.023	1		07/22/15 15:36		M1
Nitrogen, NO2 plus NO3	ND	mg/L	0.10	0.014	1		07/22/15 15:36		M1
Total Carbon Dioxide Calc	Analytical Method: SM 4500-CO2 D								
Carbon Dioxide Calculation	**334**	mg/L	20.0	20.0	1		07/29/15 00:00		
5310C TOC	Analytical Method: SM 5310C								
Total Organic Carbon	ND	mg/L	1.0	0.46	1		08/04/15 03:55	7440-44-0	
SM4500P-E, Total Phosphorus	Analytical Method: SM 4500-P E Preparation Method: SM4500-P B								
Phosphate as P04	**0.032**	mg/L	0.030	0.010	1	07/28/15 13:39	07/28/15 15:07		

REPORT OF LABORATORY ANALYSIS

This report shall not be reproduced, except in full,
without the written consent of Pace Analytical Services, Inc..

Pace Analytical Services, Inc.
9608 Loiret Blvd.
Lenexa, KS 66219
(913)599-5665

ANALYTICAL RESULTS

Project: FORT SMITH, AR
Pace Project No.: 60198937

Sample: TB-07-201507 **Lab ID: 60198937028** Collected: 07/21/15 08:00 Received: 07/22/15 08:55 Matrix: Water

Parameters	Results	Units	Report Limit	MDL	DF	Prepared	Analyzed	CAS No.	Qual
8260 MSV	Analytical Method: EPA 5030B/8260								
Acetone	ND	ug/L	10.0	1.9	1		07/23/15 10:17	67-64-1	
Benzene	ND	ug/L	1.0	0.060	1		07/23/15 10:17	71-43-2	
Bromodichloromethane	ND	ug/L	1.0	0.19	1		07/23/15 10:17	75-27-4	
Bromoform	ND	ug/L	1.0	0.070	1		07/23/15 10:17	75-25-2	
Bromomethane	ND	ug/L	5.0	0.16	1		07/23/15 10:17	74-83-9	
2-Butanone (MEK)	ND	ug/L	10.0	0.59	1		07/23/15 10:17	78-93-3	
Carbon disulfide	ND	ug/L	5.0	0.12	1		07/23/15 10:17	75-15-0	
Carbon tetrachloride	ND	ug/L	1.0	0.18	1		07/23/15 10:17	56-23-5	
Chlorobenzene	ND	ug/L	1.0	0.21	1		07/23/15 10:17	108-90-7	
Chloroethane	ND	ug/L	1.0	0.15	1		07/23/15 10:17	75-00-3	
Chloroform	ND	ug/L	1.0	0.14	1		07/23/15 10:17	67-66-3	
Chloromethane	ND	ug/L	1.0	0.080	1		07/23/15 10:17	74-87-3	
Dibromochloromethane	ND	ug/L	1.0	0.21	1		07/23/15 10:17	124-48-1	
1,1-Dichloroethane	ND	ug/L	1.0	0.050	1		07/23/15 10:17	75-34-3	
1,2-Dichloroethane	ND	ug/L	1.0	0.12	1		07/23/15 10:17	107-06-2	
1,1-Dichloroethene	ND	ug/L	1.0	0.20	1		07/23/15 10:17	75-35-4	
cis-1,2-Dichloroethene	ND	ug/L	1.0	0.080	1		07/23/15 10:17	156-59-2	
trans-1,2-Dichloroethene	ND	ug/L	1.0	0.20	1		07/23/15 10:17	156-60-5	
1,2-Dichloropropane	ND	ug/L	1.0	0.16	1		07/23/15 10:17	78-87-5	
cis-1,3-Dichloropropene	ND	ug/L	1.0	0.14	1		07/23/15 10:17	10061-01-5	
trans-1,3-Dichloropropene	ND	ug/L	1.0	0.12	1		07/23/15 10:17	10061-02-6	
Ethylbenzene	ND	ug/L	1.0	0.18	1		07/23/15 10:17	100-41-4	
2-Hexanone	ND	ug/L	10.0	1.2	1		07/23/15 10:17	591-78-6	
Methylene chloride	ND	ug/L	1.0	0.15	1		07/23/15 10:17	75-09-2	
4-Methyl-2-pentanone (MIBK)	ND	ug/L	10.0	0.42	1		07/23/15 10:17	108-10-1	
Styrene	ND	ug/L	1.0	0.12	1		07/23/15 10:17	100-42-5	
1,1,2,2-Tetrachloroethane	ND	ug/L	1.0	0.15	1		07/23/15 10:17	79-34-5	
Tetrachloroethene	ND	ug/L	1.0	0.10	1		07/23/15 10:17	127-18-4	
Toluene	ND	ug/L	1.0	0.17	1		07/23/15 10:17	108-88-3	
1,1,1-Trichloroethane	ND	ug/L	1.0	0.11	1		07/23/15 10:17	71-55-6	
1,1,2-Trichloroethane	ND	ug/L	1.0	0.20	1		07/23/15 10:17	79-00-5	
Trichloroethene	ND	ug/L	1.0	0.17	1		07/23/15 10:17	79-01-6	
Vinyl chloride	ND	ug/L	1.0	0.13	1		07/23/15 10:17	75-01-4	
Xylene (Total)	ND	ug/L	3.0	0.42	1		07/23/15 10:17	1330-20-7	
Surrogates									
4-Bromofluorobenzene (S)	101	%	80-120		1		07/23/15 10:17	460-00-4	
1,2-Dichloroethane-d4 (S)	101	%	80-120		1		07/23/15 10:17	17060-07-0	
Toluene-d8 (S)	99	%	80-120		1		07/23/15 10:17	2037-26-5	
Preservation pH	**1.0**		0.10	0.10	1		07/23/15 10:17		

REPORT OF LABORATORY ANALYSIS

This report shall not be reproduced, except in full,
without the written consent of Pace Analytical Services, Inc..

Pace Analytical Services, Inc.
9608 Loiret Blvd.
Lenexa, KS 66219
(913)599-5665

QUALITY CONTROL DATA

Project: FORT SMITH, AR
Pace Project No.: 60198937

QC Batch: GCSV/4153 Analysis Method: EPA 8015 - Alcohol
QC Batch Method: EPA 8015 - Alcohol Analysis Description: Alcohol by Direct Inject GCFID
Associated Lab Samples: 60198937001, 60198937002, 60198937003, 60198937004, 60198937005, 60198937006, 60198937007, 60198937010

METHOD BLANK: 154124 Matrix: Water
Associated Lab Samples:

Parameter	Units	Blank Result	Reporting Limit	Analyzed	Qualifiers
2-Chloroethanol	ug/L	ND	10000	07/27/15 15:52	

LABORATORY CONTROL SAMPLE: 154125

Parameter	Units	Spike Conc.	LCS Result	LCS % Rec	% Rec Limits	Qualifiers
2-Chloroethanol	ug/L	100000	104000	104	40-140	

MATRIX SPIKE & MATRIX SPIKE DUPLICATE: 154126 154127

Parameter	Units	60198856001 Result	MS Spike Conc.	MSD Spike Conc.	MS Result	MSD Result	MS % Rec	MSD % Rec	% Rec Limits	RPD	Max RPD	Qual
2-Chloroethanol	ug/L	ND	100000	100000	99600	99800	100	100	40-140	0	40	

Results presented on this page are in the units indicated by the "Units" column except where an alternate unit is presented to the right of the result.

REPORT OF LABORATORY ANALYSIS

This report shall not be reproduced, except in full,
without the written consent of Pace Analytical Services, Inc..

Pace Analytical Services, Inc.
9608 Loiret Blvd.
Lenexa, KS 66219
(913)599-5665

QUALITY CONTROL DATA

Project: FORT SMITH, AR
Pace Project No.: 60198937

QC Batch: GCSV/4159 Analysis Method: EPA 8015 - Alcohol
QC Batch Method: EPA 8015 - Alcohol Analysis Description: Alcohol by Direct Inject GCFID
Associated Lab Samples: 60198937011, 60198937012, 60198937013, 60198937014, 60198937015, 60198937021, 60198937023, 60198937024, 60198937025, 60198937026, 60198937027

METHOD BLANK: 154328 Matrix: Water
Associated Lab Samples:

Parameter	Units	Blank Result	Reporting Limit	Analyzed	Qualifiers
2-Chloroethanol	ug/L	ND	10000	07/28/15 20:21	

LABORATORY CONTROL SAMPLE: 154329

Parameter	Units	Spike Conc.	LCS Result	LCS % Rec	% Rec Limits	Qualifiers
2-Chloroethanol	ug/L	100000	90100	90	40-140	

MATRIX SPIKE & MATRIX SPIKE DUPLICATE: 154330 154331

Parameter	Units	60198937011 Result	MS Spike Conc.	MSD Spike Conc.	MS Result	MSD Result	MS % Rec	MSD % Rec	% Rec Limits	RPD	Max RPD	Qual
2-Chloroethanol	ug/L	ND	100000	100000	82300	69300	82	69	40-140	17	40	

Results presented on this page are in the units indicated by the "Units" column except where an alternate unit is presented to the right of the result.

REPORT OF LABORATORY ANALYSIS

This report shall not be reproduced, except in full,
without the written consent of Pace Analytical Services, Inc..

Pace Analytical Services, Inc.
9608 Loiret Blvd.
Lenexa, KS 66219
(913)599-5665

QUALITY CONTROL DATA

Project: FORT SMITH, AR
Pace Project No.: 60198937

QC Batch: MPRP/32603 Analysis Method: EPA 6010
QC Batch Method: EPA 3010 Analysis Description: 6010 MET
Associated Lab Samples: 60198937001, 60198937002, 60198937003, 60198937004, 60198937005, 60198937006, 60198937007, 60198937010, 60198937011, 60198937012, 60198937013, 60198937014, 60198937015, 60198937021, 60198937023, 60198937024, 60198937025, 60198937026, 60198937027

METHOD BLANK: 1605052 Matrix: Water
Associated Lab Samples: 60198937001, 60198937002, 60198937003, 60198937004, 60198937005, 60198937006, 60198937007, 60198937010, 60198937011, 60198937012, 60198937013, 60198937014, 60198937015, 60198937021, 60198937023, 60198937024, 60198937025, 60198937026, 60198937027

Parameter	Units	Blank Result	Reporting Limit	Analyzed	Qualifiers
Iron	ug/L	ND	50.0	07/23/15 10:05	
Manganese	ug/L	ND	5.0	07/23/15 10:05	

LABORATORY CONTROL SAMPLE: 1605053

Parameter	Units	Spike Conc.	LCS Result	LCS % Rec	% Rec Limits	Qualifiers
Iron	ug/L	10000	9920	99	80-120	
Manganese	ug/L	1000	1000	100	80-120	

MATRIX SPIKE & MATRIX SPIKE DUPLICATE: 1605054 1605055

Parameter	Units	60198937001 Result	MS Spike Conc.	MSD Spike Conc.	MS Result	MSD Result	MS % Rec	MSD % Rec	% Rec Limits	RPD	Max RPD	Qual
Iron	ug/L	122	10000	10000	10000	10000	99	99	75-125	0	20	
Manganese	ug/L	1030	1000	1000	1990	1990	96	96	75-125	0	20	

Results presented on this page are in the units indicated by the "Units" column except where an alternate unit is presented to the right of the result.

REPORT OF LABORATORY ANALYSIS

This report shall not be reproduced, except in full,
without the written consent of Pace Analytical Services, Inc..

Pace Analytical Services, Inc.
9608 Loiret Blvd.
Lenexa, KS 66219
(913)599-5665

QUALITY CONTROL DATA

Project: FORT SMITH, AR
Pace Project No.: 60198937

QC Batch: MSV/70753
QC Batch Method: EPA 5030B/8260
Analysis Method: EPA 5030B/8260
Analysis Description: 8260 MSV Water 10 mL Purge
Associated Lab Samples: 60198937001, 60198937002

METHOD BLANK: 1604968
Matrix: Water
Associated Lab Samples: 60198937001, 60198937002

Parameter	Units	Blank Result	Reporting Limit	Analyzed	Qualifiers
1,1,1-Trichloroethane	ug/L	ND	1.0	07/22/15 14:49	
1,1,2,2-Tetrachloroethane	ug/L	ND	1.0	07/22/15 14:49	
1,1,2-Trichloroethane	ug/L	ND	1.0	07/22/15 14:49	
1,1-Dichloroethane	ug/L	ND	1.0	07/22/15 14:49	
1,1-Dichloroethene	ug/L	ND	1.0	07/22/15 14:49	
1,2-Dichloroethane	ug/L	ND	1.0	07/22/15 14:49	
1,2-Dichloropropane	ug/L	ND	1.0	07/22/15 14:49	
2-Butanone (MEK)	ug/L	ND	10.0	07/22/15 14:49	
2-Hexanone	ug/L	ND	10.0	07/22/15 14:49	
4-Methyl-2-pentanone (MIBK)	ug/L	ND	10.0	07/22/15 14:49	
Acetone	ug/L	ND	10.0	07/22/15 14:49	
Benzene	ug/L	ND	1.0	07/22/15 14:49	
Bromodichloromethane	ug/L	ND	1.0	07/22/15 14:49	
Bromoform	ug/L	ND	1.0	07/22/15 14:49	
Bromomethane	ug/L	ND	5.0	07/22/15 14:49	
Carbon disulfide	ug/L	ND	5.0	07/22/15 14:49	
Carbon tetrachloride	ug/L	ND	1.0	07/22/15 14:49	
Chlorobenzene	ug/L	ND	1.0	07/22/15 14:49	
Chloroethane	ug/L	ND	1.0	07/22/15 14:49	
Chloroform	ug/L	ND	1.0	07/22/15 14:49	
Chloromethane	ug/L	ND	1.0	07/22/15 14:49	
cis-1,2-Dichloroethene	ug/L	ND	1.0	07/22/15 14:49	
cis-1,3-Dichloropropene	ug/L	ND	1.0	07/22/15 14:49	
Dibromochloromethane	ug/L	ND	1.0	07/22/15 14:49	
Ethylbenzene	ug/L	ND	1.0	07/22/15 14:49	
Methylene chloride	ug/L	ND	1.0	07/22/15 14:49	
Styrene	ug/L	ND	1.0	07/22/15 14:49	
Tetrachloroethene	ug/L	ND	1.0	07/22/15 14:49	
Toluene	ug/L	ND	1.0	07/22/15 14:49	
trans-1,2-Dichloroethene	ug/L	ND	1.0	07/22/15 14:49	
trans-1,3-Dichloropropene	ug/L	ND	1.0	07/22/15 14:49	
Trichloroethene	ug/L	ND	1.0	07/22/15 14:49	
Vinyl chloride	ug/L	ND	1.0	07/22/15 14:49	
Xylene (Total)	ug/L	ND	3.0	07/22/15 14:49	
1,2-Dichloroethane-d4 (S)	%	98	80-120	07/22/15 14:49	
4-Bromofluorobenzene (S)	%	101	80-120	07/22/15 14:49	
Toluene-d8 (S)	%	99	80-120	07/22/15 14:49	

Results presented on this page are in the units indicated by the "Units" column except where an alternate unit is presented to the right of the result.

REPORT OF LABORATORY ANALYSIS

This report shall not be reproduced, except in full,
without the written consent of Pace Analytical Services, Inc..

Pace Analytical Services, Inc.
9608 Loiret Blvd.
Lenexa, KS 66219
(913)599-5665

QUALITY CONTROL DATA

Project: FORT SMITH, AR
Pace Project No.: 60198937

LABORATORY CONTROL SAMPLE: 1604969

Parameter	Units	Spike Conc.	LCS Result	LCS % Rec	% Rec Limits	Qualifiers
1,1,1-Trichloroethane	ug/L	20	21.1	106	80-120	
1,1,2,2-Tetrachloroethane	ug/L	20	18.1	90	73-121	
1,1,2-Trichloroethane	ug/L	20	20.1	101	80-120	
1,1-Dichloroethane	ug/L	20	21.8	109	80-120	
1,1-Dichloroethene	ug/L	20	21.1	105	80-120	
1,2-Dichloroethane	ug/L	20	19.8	99	81-120	
1,2-Dichloropropane	ug/L	20	19.4	97	80-120	
2-Butanone (MEK)	ug/L	100	102	102	67-122	
2-Hexanone	ug/L	100	103	103	75-121	
4-Methyl-2-pentanone (MIBK)	ug/L	100	104	104	76-120	
Acetone	ug/L	100	105	105	72-120	
Benzene	ug/L	20	21.6	108	80-120	
Bromodichloromethane	ug/L	20	20.2	101	80-120	
Bromoform	ug/L	20	20.0	100	73-138	
Bromomethane	ug/L	20	26.7	134	38-137	
Carbon disulfide	ug/L	20	19.7	98	71-129	
Carbon tetrachloride	ug/L	20	20.4	102	67-146	
Chlorobenzene	ug/L	20	20.7	103	80-120	
Chloroethane	ug/L	20	19.5	97	76-120	
Chloroform	ug/L	20	18.7	94	80-120	
Chloromethane	ug/L	20	20.3	102	34-165	
cis-1,2-Dichloroethene	ug/L	20	20.7	103	80-120	
cis-1,3-Dichloropropene	ug/L	20	20.4	102	80-120	
Dibromochloromethane	ug/L	20	20.5	102	80-126	
Ethylbenzene	ug/L	20	20.8	104	80-120	
Methylene chloride	ug/L	20	20.9	104	80-120	
Styrene	ug/L	20	20.8	104	80-123	
Tetrachloroethene	ug/L	20	20.2	101	80-123	
Toluene	ug/L	20	21.0	105	80-120	
trans-1,2-Dichloroethene	ug/L	20	19.6	98	80-120	
trans-1,3-Dichloropropene	ug/L	20	20.2	101	80-129	
Trichloroethene	ug/L	20	21.8	109	80-120	
Vinyl chloride	ug/L	20	19.9	100	62-125	
Xylene (Total)	ug/L	60	63.6	106	80-120	
1,2-Dichloroethane-d4 (S)	%			97	80-120	
4-Bromofluorobenzene (S)	%			100	80-120	
Toluene-d8 (S)	%			101	80-120	

Results presented on this page are in the units indicated by the "Units" column except where an alternate unit is presented to the right of the result.

REPORT OF LABORATORY ANALYSIS

This report shall not be reproduced, except in full,
without the written consent of Pace Analytical Services, Inc..

Pace Analytical Services, Inc.
9608 Loiret Blvd.
Lenexa, KS 66219
(913)599-5665

QUALITY CONTROL DATA

Project: FORT SMITH, AR
Pace Project No.: 60198937

QC Batch: MSV/70755 Analysis Method: EPA 5030B/8260
QC Batch Method: EPA 5030B/8260 Analysis Description: 8260 MSV Water 10 mL Purge
Associated Lab Samples: 60198937007, 60198937008, 60198937009, 60198937010, 60198937012, 60198937013, 60198937014, 60198937015, 60198937016, 60198937017, 60198937018, 60198937019, 60198937020, 60198937022, 60198937023, 60198937024, 60198937025, 60198937026, 60198937027

METHOD BLANK: 1605049 Matrix: Water
Associated Lab Samples: 60198937007, 60198937008, 60198937009, 60198937010, 60198937012, 60198937013, 60198937014, 60198937015, 60198937016, 60198937017, 60198937018, 60198937019, 60198937020, 60198937022, 60198937023, 60198937024, 60198937025, 60198937026, 60198937027

Parameter	Units	Blank Result	Reporting Limit	Analyzed	Qualifiers
1,1,1-Trichloroethane	ug/L	ND	1.0	07/22/15 20:33	
1,1,2,2-Tetrachloroethane	ug/L	ND	1.0	07/22/15 20:33	
1,1,2-Trichloroethane	ug/L	ND	1.0	07/22/15 20:33	
1,1-Dichloroethane	ug/L	ND	1.0	07/22/15 20:33	
1,1-Dichloroethene	ug/L	ND	1.0	07/22/15 20:33	
1,2-Dichloroethane	ug/L	ND	1.0	07/22/15 20:33	
1,2-Dichloropropane	ug/L	ND	1.0	07/22/15 20:33	
2-Butanone (MEK)	ug/L	ND	10.0	07/22/15 20:33	
2-Hexanone	ug/L	ND	10.0	07/22/15 20:33	
4-Methyl-2-pentanone (MIBK)	ug/L	ND	10.0	07/22/15 20:33	
Acetone	ug/L	ND	10.0	07/22/15 20:33	
Benzene	ug/L	ND	1.0	07/22/15 20:33	
Bromodichloromethane	ug/L	ND	1.0	07/22/15 20:33	
Bromoform	ug/L	ND	1.0	07/22/15 20:33	
Bromomethane	ug/L	ND	5.0	07/22/15 20:33	
Carbon disulfide	ug/L	ND	5.0	07/22/15 20:33	
Carbon tetrachloride	ug/L	ND	1.0	07/22/15 20:33	
Chlorobenzene	ug/L	ND	1.0	07/22/15 20:33	
Chloroethane	ug/L	ND	1.0	07/22/15 20:33	
Chloroform	ug/L	ND	1.0	07/22/15 20:33	
Chloromethane	ug/L	ND	1.0	07/22/15 20:33	
cis-1,2-Dichloroethene	ug/L	ND	1.0	07/22/15 20:33	
cis-1,3-Dichloropropene	ug/L	ND	1.0	07/22/15 20:33	
Dibromochloromethane	ug/L	ND	1.0	07/22/15 20:33	
Ethylbenzene	ug/L	ND	1.0	07/22/15 20:33	
Methylene chloride	ug/L	ND	1.0	07/22/15 20:33	
Styrene	ug/L	ND	1.0	07/22/15 20:33	
Tetrachloroethene	ug/L	ND	1.0	07/22/15 20:33	
Toluene	ug/L	ND	1.0	07/22/15 20:33	
trans-1,2-Dichloroethene	ug/L	ND	1.0	07/22/15 20:33	
trans-1,3-Dichloropropene	ug/L	ND	1.0	07/22/15 20:33	
Trichloroethene	ug/L	ND	1.0	07/22/15 20:33	
Vinyl chloride	ug/L	ND	1.0	07/22/15 20:33	
Xylene (Total)	ug/L	ND	3.0	07/22/15 20:33	
1,2-Dichloroethane-d4 (S)	%	100	80-120	07/22/15 20:33	
4-Bromofluorobenzene (S)	%	100	80-120	07/22/15 20:33	
Toluene-d8 (S)	%	103	80-120	07/22/15 20:33	

Results presented on this page are in the units indicated by the "Units" column except where an alternate unit is presented to the right of the result.

REPORT OF LABORATORY ANALYSIS

This report shall not be reproduced, except in full,
without the written consent of Pace Analytical Services, Inc..

Pace Analytical Services, Inc.
9608 Loiret Blvd.
Lenexa, KS 66219
(913)599-5665

QUALITY CONTROL DATA

Project: FORT SMITH, AR
Pace Project No.: 60198937

LABORATORY CONTROL SAMPLE: 1605050

Parameter	Units	Spike Conc.	LCS Result	LCS % Rec	% Rec Limits	Qualifiers
1,1,1-Trichloroethane	ug/L	20	20.3	102	80-120	
1,1,2,2-Tetrachloroethane	ug/L	20	19.5	97	73-121	
1,1,2-Trichloroethane	ug/L	20	19.7	99	80-120	
1,1-Dichloroethane	ug/L	20	21.2	106	80-120	
1,1-Dichloroethene	ug/L	20	18.7	94	80-120	
1,2-Dichloroethane	ug/L	20	20.7	103	81-120	
1,2-Dichloropropane	ug/L	20	19.7	98	80-120	
2-Butanone (MEK)	ug/L	100	101	101	67-122	
2-Hexanone	ug/L	100	100	100	75-121	
4-Methyl-2-pentanone (MIBK)	ug/L	100	101	101	76-120	
Acetone	ug/L	100	102	102	72-120	
Benzene	ug/L	20	21.1	105	80-120	
Bromodichloromethane	ug/L	20	20.3	101	80-120	
Bromoform	ug/L	20	19.3	97	73-138	
Bromomethane	ug/L	20	20.6	103	38-137	
Carbon disulfide	ug/L	20	19.3	96	71-129	
Carbon tetrachloride	ug/L	20	20.0	100	67-146	
Chlorobenzene	ug/L	20	20.1	100	80-120	
Chloroethane	ug/L	20	19.7	99	76-120	
Chloroform	ug/L	20	18.5	92	80-120	
Chloromethane	ug/L	20	17.7	88	34-165	
cis-1,2-Dichloroethene	ug/L	20	20.0	100	80-120	
cis-1,3-Dichloropropene	ug/L	20	20.7	104	80-120	
Dibromochloromethane	ug/L	20	19.9	100	80-126	
Ethylbenzene	ug/L	20	20.1	100	80-120	
Methylene chloride	ug/L	20	20.0	100	80-120	
Styrene	ug/L	20	20.1	101	80-123	
Tetrachloroethene	ug/L	20	20.2	101	80-123	
Toluene	ug/L	20	20.4	102	80-120	
trans-1,2-Dichloroethene	ug/L	20	19.3	97	80-120	
trans-1,3-Dichloropropene	ug/L	20	20.4	102	80-129	
Trichloroethene	ug/L	20	19.6	98	80-120	
Vinyl chloride	ug/L	20	19.2	96	62-125	
Xylene (Total)	ug/L	60	62.1	103	80-120	
1,2-Dichloroethane-d4 (S)	%			98	80-120	
4-Bromofluorobenzene (S)	%			99	80-120	
Toluene-d8 (S)	%			100	80-120	

Results presented on this page are in the units indicated by the "Units" column except where an alternate unit is presented to the right of the result.

REPORT OF LABORATORY ANALYSIS

This report shall not be reproduced, except in full,
without the written consent of Pace Analytical Services, Inc..

Pace Analytical Services, Inc.
9608 Loiret Blvd.
Lenexa, KS 66219
(913)599-5665

QUALITY CONTROL DATA

Project: FORT SMITH, AR
Pace Project No.: 60198937

QC Batch: MSV/70773 Analysis Method: EPA 5030B/8260
QC Batch Method: EPA 5030B/8260 Analysis Description: 8260 MSV Water 10 mL Purge
Associated Lab Samples: 60198937004, 60198937007, 60198937014, 60198937015, 60198937016, 60198937021, 60198937028

METHOD BLANK: 1605516 Matrix: Water
Associated Lab Samples: 60198937004, 60198937007, 60198937014, 60198937015, 60198937016, 60198937021, 60198937028

Parameter	Units	Blank Result	Reporting Limit	Analyzed	Qualifiers
1,1,1-Trichloroethane	ug/L	ND	1.0	07/23/15 08:32	
1,1,2,2-Tetrachloroethane	ug/L	ND	1.0	07/23/15 08:32	
1,1,2-Trichloroethane	ug/L	ND	1.0	07/23/15 08:32	
1,1-Dichloroethane	ug/L	ND	1.0	07/23/15 08:32	
1,1-Dichloroethene	ug/L	ND	1.0	07/23/15 08:32	
1,2-Dichloroethane	ug/L	ND	1.0	07/23/15 08:32	
1,2-Dichloropropane	ug/L	ND	1.0	07/23/15 08:32	
2-Butanone (MEK)	ug/L	ND	10.0	07/23/15 08:32	
2-Hexanone	ug/L	ND	10.0	07/23/15 08:32	
4-Methyl-2-pentanone (MIBK)	ug/L	ND	10.0	07/23/15 08:32	
Acetone	ug/L	ND	10.0	07/23/15 08:32	
Benzene	ug/L	ND	1.0	07/23/15 08:32	
Bromodichloromethane	ug/L	ND	1.0	07/23/15 08:32	
Bromoform	ug/L	ND	1.0	07/23/15 08:32	
Bromomethane	ug/L	ND	5.0	07/23/15 08:32	
Carbon disulfide	ug/L	ND	5.0	07/23/15 08:32	
Carbon tetrachloride	ug/L	ND	1.0	07/23/15 08:32	
Chlorobenzene	ug/L	ND	1.0	07/23/15 08:32	
Chloroethane	ug/L	ND	1.0	07/23/15 08:32	
Chloroform	ug/L	ND	1.0	07/23/15 08:32	
Chloromethane	ug/L	ND	1.0	07/23/15 08:32	
cis-1,2-Dichloroethene	ug/L	ND	1.0	07/23/15 08:32	
cis-1,3-Dichloropropene	ug/L	ND	1.0	07/23/15 08:32	
Dibromochloromethane	ug/L	ND	1.0	07/23/15 08:32	
Ethylbenzene	ug/L	ND	1.0	07/23/15 08:32	
Methylene chloride	ug/L	ND	1.0	07/23/15 08:32	
Styrene	ug/L	ND	1.0	07/23/15 08:32	
Tetrachloroethene	ug/L	ND	1.0	07/23/15 08:32	
Toluene	ug/L	ND	1.0	07/23/15 08:32	
trans-1,2-Dichloroethene	ug/L	ND	1.0	07/23/15 08:32	
trans-1,3-Dichloropropene	ug/L	ND	1.0	07/23/15 08:32	
Trichloroethene	ug/L	ND	1.0	07/23/15 08:32	
Vinyl chloride	ug/L	ND	1.0	07/23/15 08:32	
Xylene (Total)	ug/L	ND	3.0	07/23/15 08:32	
1,2-Dichloroethane-d4 (S)	%	99	80-120	07/23/15 08:32	
4-Bromofluorobenzene (S)	%	97	80-120	07/23/15 08:32	
Toluene-d8 (S)	%	98	80-120	07/23/15 08:32	

Results presented on this page are in the units indicated by the "Units" column except where an alternate unit is presented to the right of the result.

REPORT OF LABORATORY ANALYSIS

This report shall not be reproduced, except in full,
without the written consent of Pace Analytical Services, Inc..

Pace Analytical Services, Inc.
9608 Loiret Blvd.
Lenexa, KS 66219
(913)599-5665

QUALITY CONTROL DATA

Project: FORT SMITH, AR
Pace Project No.: 60198937

LABORATORY CONTROL SAMPLE: 1605517

Parameter	Units	Spike Conc.	LCS Result	LCS % Rec	% Rec Limits	Qualifiers
1,1,1-Trichloroethane	ug/L	20	20.0	100	80-120	
1,1,2,2-Tetrachloroethane	ug/L	20	19.8	99	73-121	
1,1,2-Trichloroethane	ug/L	20	18.7	94	80-120	
1,1-Dichloroethane	ug/L	20	20.6	103	80-120	
1,1-Dichloroethene	ug/L	20	19.3	96	80-120	
1,2-Dichloroethane	ug/L	20	20.2	101	81-120	
1,2-Dichloropropane	ug/L	20	19.1	96	80-120	
2-Butanone (MEK)	ug/L	100	102	102	67-122	
2-Hexanone	ug/L	100	103	103	75-121	
4-Methyl-2-pentanone (MIBK)	ug/L	100	104	104	76-120	
Acetone	ug/L	100	100	100	72-120	
Benzene	ug/L	20	21.2	106	80-120	
Bromodichloromethane	ug/L	20	20.4	102	80-120	
Bromoform	ug/L	20	18.7	93	73-138	
Bromomethane	ug/L	20	21.5	108	38-137	
Carbon disulfide	ug/L	20	19.0	95	71-129	
Carbon tetrachloride	ug/L	20	19.7	98	67-146	
Chlorobenzene	ug/L	20	19.8	99	80-120	
Chloroethane	ug/L	20	18.7	94	76-120	
Chloroform	ug/L	20	18.4	92	80-120	
Chloromethane	ug/L	20	18.8	94	34-165	
cis-1,2-Dichloroethene	ug/L	20	20.1	100	80-120	
cis-1,3-Dichloropropene	ug/L	20	20.5	102	80-120	
Dibromochloromethane	ug/L	20	19.1	96	80-126	
Ethylbenzene	ug/L	20	20.0	100	80-120	
Methylene chloride	ug/L	20	19.5	98	80-120	
Styrene	ug/L	20	19.8	99	80-123	
Tetrachloroethene	ug/L	20	18.6	93	80-123	
Toluene	ug/L	20	19.9	99	80-120	
trans-1,2-Dichloroethene	ug/L	20	18.8	94	80-120	
trans-1,3-Dichloropropene	ug/L	20	19.8	99	80-129	
Trichloroethene	ug/L	20	19.4	97	80-120	
Vinyl chloride	ug/L	20	18.8	94	62-125	
Xylene (Total)	ug/L	60	60.2	100	80-120	
1,2-Dichloroethane-d4 (S)	%			99	80-120	
4-Bromofluorobenzene (S)	%			98	80-120	
Toluene-d8 (S)	%			98	80-120	

Results presented on this page are in the units indicated by the "Units" column except where an alternate unit is presented to the right of the result.

REPORT OF LABORATORY ANALYSIS

This report shall not be reproduced, except in full,
without the written consent of Pace Analytical Services, Inc..

Pace Analytical Services, Inc.
9608 Loiret Blvd.
Lenexa, KS 66219
(913)599-5665

QUALITY CONTROL DATA

Project: FORT SMITH, AR
Pace Project No.: 60198937

QC Batch: MSV/70778 Analysis Method: EPA 5030B/8260
QC Batch Method: EPA 5030B/8260 Analysis Description: 8260 MSV Water 7 day
Associated Lab Samples: 60198937003, 60198937005, 60198937006, 60198937011

METHOD BLANK: 1605671 Matrix: Water
Associated Lab Samples: 60198937003, 60198937005, 60198937006, 60198937011

Parameter	Units	Blank Result	Reporting Limit	Analyzed	Qualifiers
1,1,1-Trichloroethane	ug/L	ND	1.0	07/23/15 14:46	
1,1,2,2-Tetrachloroethane	ug/L	ND	1.0	07/23/15 14:46	
1,1,2-Trichloroethane	ug/L	ND	1.0	07/23/15 14:46	
1,1-Dichloroethane	ug/L	ND	1.0	07/23/15 14:46	
1,1-Dichloroethene	ug/L	ND	1.0	07/23/15 14:46	
1,2-Dichloroethane	ug/L	ND	1.0	07/23/15 14:46	
1,2-Dichloropropane	ug/L	ND	1.0	07/23/15 14:46	
2-Butanone (MEK)	ug/L	ND	10.0	07/23/15 14:46	
2-Hexanone	ug/L	ND	10.0	07/23/15 14:46	
4-Methyl-2-pentanone (MIBK)	ug/L	ND	10.0	07/23/15 14:46	
Acetone	ug/L	ND	10.0	07/23/15 14:46	
Benzene	ug/L	ND	1.0	07/23/15 14:46	
Bromodichloromethane	ug/L	ND	1.0	07/23/15 14:46	
Bromoform	ug/L	ND	1.0	07/23/15 14:46	
Bromomethane	ug/L	ND	5.0	07/23/15 14:46	
Carbon disulfide	ug/L	ND	5.0	07/23/15 14:46	
Carbon tetrachloride	ug/L	ND	1.0	07/23/15 14:46	
Chlorobenzene	ug/L	ND	1.0	07/23/15 14:46	
Chloroethane	ug/L	ND	1.0	07/23/15 14:46	
Chloroform	ug/L	ND	1.0	07/23/15 14:46	
Chloromethane	ug/L	ND	1.0	07/23/15 14:46	
cis-1,2-Dichloroethene	ug/L	ND	1.0	07/23/15 14:46	
cis-1,3-Dichloropropene	ug/L	ND	1.0	07/23/15 14:46	
Dibromochloromethane	ug/L	ND	1.0	07/23/15 14:46	
Ethylbenzene	ug/L	ND	1.0	07/23/15 14:46	
Methylene chloride	ug/L	ND	1.0	07/23/15 14:46	
Styrene	ug/L	ND	1.0	07/23/15 14:46	
Tetrachloroethene	ug/L	ND	1.0	07/23/15 14:46	
Toluene	ug/L	ND	1.0	07/23/15 14:46	
trans-1,2-Dichloroethene	ug/L	ND	1.0	07/23/15 14:46	
trans-1,3-Dichloropropene	ug/L	ND	1.0	07/23/15 14:46	
Trichloroethene	ug/L	ND	1.0	07/23/15 14:46	
Vinyl chloride	ug/L	ND	1.0	07/23/15 14:46	
Xylene (Total)	ug/L	ND	3.0	07/23/15 14:46	
1,2-Dichloroethane-d4 (S)	%	96	80-120	07/23/15 14:46	
4-Bromofluorobenzene (S)	%	98	80-120	07/23/15 14:46	
Toluene-d8 (S)	%	97	80-120	07/23/15 14:46	

Results presented on this page are in the units indicated by the "Units" column except where an alternate unit is presented to the right of the result.

REPORT OF LABORATORY ANALYSIS

This report shall not be reproduced, except in full,
without the written consent of Pace Analytical Services, Inc..

Pace Analytical Services, Inc.
9608 Loiret Blvd.
Lenexa, KS 66219
(913)599-5665

QUALITY CONTROL DATA

Project: FORT SMITH, AR
Pace Project No.: 60198937

LABORATORY CONTROL SAMPLE: 1605672

Parameter	Units	Spike Conc.	LCS Result	LCS % Rec	% Rec Limits	Qualifiers
1,1,1-Trichloroethane	ug/L	20	20.4	102	80-120	
1,1,2,2-Tetrachloroethane	ug/L	20	19.4	97	73-121	
1,1,2-Trichloroethane	ug/L	20	19.8	99	80-120	
1,1-Dichloroethane	ug/L	20	21.0	105	80-120	
1,1-Dichloroethene	ug/L	20	18.9	95	80-120	
1,2-Dichloroethane	ug/L	20	20.4	102	81-120	
1,2-Dichloropropane	ug/L	20	20.2	101	80-120	
2-Butanone (MEK)	ug/L	100	103	103	67-122	
2-Hexanone	ug/L	100	101	101	75-121	
4-Methyl-2-pentanone (MIBK)	ug/L	100	108	108	76-120	
Acetone	ug/L	100	101	101	72-120	
Benzene	ug/L	20	21.5	107	80-120	
Bromodichloromethane	ug/L	20	20.4	102	80-120	
Bromoform	ug/L	20	18.8	94	73-138	
Bromomethane	ug/L	20	22.1	110	38-137	
Carbon disulfide	ug/L	20	19.0	95	71-129	
Carbon tetrachloride	ug/L	20	19.3	97	67-146	
Chlorobenzene	ug/L	20	19.9	99	80-120	
Chloroethane	ug/L	20	19.3	97	76-120	
Chloroform	ug/L	20	18.7	93	80-120	
Chloromethane	ug/L	20	16.5	82	34-165	
cis-1,2-Dichloroethene	ug/L	20	19.7	98	80-120	
cis-1,3-Dichloropropene	ug/L	20	20.3	101	80-120	
Dibromochloromethane	ug/L	20	19.6	98	80-126	
Ethylbenzene	ug/L	20	19.7	99	80-120	
Methylene chloride	ug/L	20	20.3	101	80-120	
Styrene	ug/L	20	20.0	100	80-123	
Tetrachloroethene	ug/L	20	19.0	95	80-123	
Toluene	ug/L	20	20.1	100	80-120	
trans-1,2-Dichloroethene	ug/L	20	19.3	97	80-120	
trans-1,3-Dichloropropene	ug/L	20	19.8	99	80-129	
Trichloroethene	ug/L	20	20.3	101	80-120	
Vinyl chloride	ug/L	20	18.5	93	62-125	
Xylene (Total)	ug/L	60	61.8	103	80-120	
1,2-Dichloroethane-d4 (S)	%			96	80-120	
4-Bromofluorobenzene (S)	%			99	80-120	
Toluene-d8 (S)	%			97	80-120	

Results presented on this page are in the units indicated by the "Units" column except where an alternate unit is presented to the right of the result.

REPORT OF LABORATORY ANALYSIS

This report shall not be reproduced, except in full,
without the written consent of Pace Analytical Services, Inc..

Pace Analytical Services, Inc.
9608 Loiret Blvd.
Lenexa, KS 66219
(913)599-5665

QUALITY CONTROL DATA

Project: FORT SMITH, AR
Pace Project No.: 60198937

QC Batch: WET/56230 Analysis Method: SM 2320B
QC Batch Method: SM 2320B Analysis Description: 2320B Alkalinity
Associated Lab Samples: 60198937001, 60198937002, 60198937003, 60198937004, 60198937005, 60198937006, 60198937007, 60198937010, 60198937011, 60198937012, 60198937013, 60198937014, 60198937015, 60198937021

METHOD BLANK: 1608309 Matrix: Water
Associated Lab Samples: 60198937001, 60198937002, 60198937003, 60198937004, 60198937005, 60198937006, 60198937007, 60198937010, 60198937011, 60198937012, 60198937013, 60198937014, 60198937015, 60198937021

Parameter	Units	Blank Result	Reporting Limit	Analyzed	Qualifiers
Alkalinity, Carbonate (CaCO3)	mg/L	ND	20.0	07/29/15 11:28	
Alkalinity, Total as CaCO3	mg/L	ND	20.0	07/29/15 11:28	
Alkalinity,Bicarbonate (CaCO3)	mg/L	ND	20.0	07/29/15 11:28	

LABORATORY CONTROL SAMPLE: 1608310

Parameter	Units	Spike Conc.	LCS Result	LCS % Rec	% Rec Limits	Qualifiers
Alkalinity, Total as CaCO3	mg/L	500	541	108	90-110	

SAMPLE DUPLICATE: 1608311

Parameter	Units	60198956002 Result	Dup Result	RPD	Max RPD	Qualifiers
Alkalinity, Carbonate (CaCO3)	mg/L	ND	ND		10	
Alkalinity, Total as CaCO3	mg/L	95.4	97.8	3	10	
Alkalinity,Bicarbonate (CaCO3)	mg/L	95.4	97.8	3	10	

SAMPLE DUPLICATE: 1608312

Parameter	Units	60198937003 Result	Dup Result	RPD	Max RPD	Qualifiers
Alkalinity, Carbonate (CaCO3)	mg/L	ND	ND		10	
Alkalinity, Total as CaCO3	mg/L	167	171	2	10	
Alkalinity,Bicarbonate (CaCO3)	mg/L	167	171	2	10	

Results presented on this page are in the units indicated by the "Units" column except where an alternate unit is presented to the right of the result.

REPORT OF LABORATORY ANALYSIS

This report shall not be reproduced, except in full,
without the written consent of Pace Analytical Services, Inc..

Pace Analytical Services, Inc.
9608 Loiret Blvd.
Lenexa, KS 66219
(913)599-5665

QUALITY CONTROL DATA

Project: FORT SMITH, AR
Pace Project No.: 60198937

QC Batch: WET/56246 Analysis Method: SM 2320B
QC Batch Method: SM 2320B Analysis Description: 2320B Alkalinity
Associated Lab Samples: 60198937023, 60198937024, 60198937025, 60198937026, 60198937027

METHOD BLANK: 1608814 Matrix: Water
Associated Lab Samples: 60198937023, 60198937024, 60198937025, 60198937026, 60198937027

Parameter	Units	Blank Result	Reporting Limit	Analyzed	Qualifiers
Alkalinity, Carbonate (CaCO3)	mg/L	ND	20.0	07/29/15 15:38	
Alkalinity, Total as CaCO3	mg/L	ND	20.0	07/29/15 15:38	
Alkalinity,Bicarbonate (CaCO3)	mg/L	ND	20.0	07/29/15 15:38	

LABORATORY CONTROL SAMPLE: 1608815

Parameter	Units	Spike Conc.	LCS Result	LCS % Rec	% Rec Limits	Qualifiers
Alkalinity, Total as CaCO3	mg/L	500	538	108	90-110	

SAMPLE DUPLICATE: 1608816

Parameter	Units	60198937023 Result	Dup Result	RPD	Max RPD	Qualifiers
Alkalinity, Carbonate (CaCO3)	mg/L	ND	ND		10	
Alkalinity, Total as CaCO3	mg/L	15.7J	14.0J		10	
Alkalinity,Bicarbonate (CaCO3)	mg/L	15.7J	14.0J		10	

SAMPLE DUPLICATE: 1608817

Parameter	Units	60199063002 Result	Dup Result	RPD	Max RPD	Qualifiers
Alkalinity, Carbonate (CaCO3)	mg/L	ND	153J		10	
Alkalinity, Total as CaCO3	mg/L	1270	1370	8	10	
Alkalinity,Bicarbonate (CaCO3)	mg/L	1110	1220	10	10	

Results presented on this page are in the units indicated by the "Units" column except where an alternate unit is presented to the right of the result.

REPORT OF LABORATORY ANALYSIS

This report shall not be reproduced, except in full,
without the written consent of Pace Analytical Services, Inc..

Pace Analytical Services, Inc.
9608 Loiret Blvd.
Lenexa, KS 66219
(913)599-5665

QUALITY CONTROL DATA

Project: FORT SMITH, AR
Pace Project No.: 60198937

QC Batch: WET/56115 Analysis Method: SM 4500-S-2 D
QC Batch Method: SM 4500-S-2 D Analysis Description: 4500S2D Sulfide, Total
Associated Lab Samples: 60198937001, 60198937002, 60198937003, 60198937004, 60198937005, 60198937006, 60198937007, 60198937010, 60198937011, 60198937012, 60198937013, 60198937014, 60198937015, 60198937021, 60198937023, 60198937024

METHOD BLANK: 1605165 Matrix: Water
Associated Lab Samples: 60198937001, 60198937002, 60198937003, 60198937004, 60198937005, 60198937006, 60198937007, 60198937010, 60198937011, 60198937012, 60198937013, 60198937014, 60198937015, 60198937021, 60198937023, 60198937024

Parameter	Units	Blank Result	Reporting Limit	Analyzed	Qualifiers
Sulfide, Total	mg/L	ND	0.050	07/27/15 09:35	

LABORATORY CONTROL SAMPLE: 1605166

Parameter	Units	Spike Conc.	LCS Result	LCS % Rec	% Rec Limits	Qualifiers
Sulfide, Total	mg/L	.5	0.48	96	80-120	

MATRIX SPIKE SAMPLE: 1605167

Parameter	Units	60198856012 Result	Spike Conc.	MS Result	MS % Rec	% Rec Limits	Qualifiers
Sulfide, Total	mg/L	ND	.5	0.21	41	75-125	M1

SAMPLE DUPLICATE: 1605168

Parameter	Units	60198856013 Result	Dup Result	RPD	Max RPD	Qualifiers
Sulfide, Total	mg/L	ND	ND		20	

SAMPLE DUPLICATE: 1605169

Parameter	Units	60198937006 Result	Dup Result	RPD	Max RPD	Qualifiers
Sulfide, Total	mg/L	ND	ND		20	

Results presented on this page are in the units indicated by the "Units" column except where an alternate unit is presented to the right of the result.

REPORT OF LABORATORY ANALYSIS

This report shall not be reproduced, except in full,
without the written consent of Pace Analytical Services, Inc..

Pace Analytical Services, Inc.
9608 Loiret Blvd.
Lenexa, KS 66219
(913)599-5665

QUALITY CONTROL DATA

Project: FORT SMITH, AR
Pace Project No.: 60198937

QC Batch: WET/56116 Analysis Method: SM 4500-S-2 D
QC Batch Method: SM 4500-S-2 D Analysis Description: 4500S2D Sulfide, Total
Associated Lab Samples: 60198937025, 60198937026, 60198937027

METHOD BLANK: 1605170 Matrix: Water
Associated Lab Samples: 60198937025, 60198937026, 60198937027

Parameter	Units	Blank Result	Reporting Limit	Analyzed	Qualifiers
Sulfide, Total	mg/L	ND	0.050	07/27/15 09:28	

LABORATORY CONTROL SAMPLE: 1605171

Parameter	Units	Spike Conc.	LCS Result	LCS % Rec	% Rec Limits	Qualifiers
Sulfide, Total	mg/L	.5	0.48	96	80-120	

MATRIX SPIKE SAMPLE: 1605172

Parameter	Units	60198937025 Result	Spike Conc.	MS Result	MS % Rec	% Rec Limits	Qualifiers
Sulfide, Total	mg/L	ND	.5	0.40	80	75-125	

SAMPLE DUPLICATE: 1605173

Parameter	Units	60198937026 Result	Dup Result	RPD	Max RPD	Qualifiers
Sulfide, Total	mg/L	ND	ND		20	

Results presented on this page are in the units indicated by the "Units" column except where an alternate unit is presented to the right of the result.

REPORT OF LABORATORY ANALYSIS

This report shall not be reproduced, except in full,
without the written consent of Pace Analytical Services, Inc..

Pace Analytical Services, Inc.
9608 Loiret Blvd.
Lenexa, KS 66219
(913)599-5665

QUALITY CONTROL DATA

Project: FORT SMITH, AR
Pace Project No.: 60198937

QC Batch: WETA/35144 Analysis Method: EPA 300.0
QC Batch Method: EPA 300.0 Analysis Description: 300.0 IC Anions
Associated Lab Samples: 60198937001, 60198937002, 60198937003

METHOD BLANK: 1605430 Matrix: Water
Associated Lab Samples: 60198937001, 60198937002, 60198937003

Parameter	Units	Blank Result	Reporting Limit	Analyzed	Qualifiers
Chloride	mg/L	ND	1.0	07/23/15 17:05	
Sulfate	mg/L	ND	1.0	07/23/15 17:05	

METHOD BLANK: 1607325 Matrix: Water
Associated Lab Samples: 60198937001, 60198937002, 60198937003

Parameter	Units	Blank Result	Reporting Limit	Analyzed	Qualifiers
Chloride	mg/L	ND	1.0	07/27/15 23:11	
Sulfate	mg/L	ND	1.0	07/27/15 23:11	

LABORATORY CONTROL SAMPLE: 1605431

Parameter	Units	Spike Conc.	LCS Result	LCS % Rec	% Rec Limits	Qualifiers
Chloride	mg/L	5	4.6	93	90-110	
Sulfate	mg/L	5	4.9	97	90-110	

LABORATORY CONTROL SAMPLE: 1607326

Parameter	Units	Spike Conc.	LCS Result	LCS % Rec	% Rec Limits	Qualifiers
Chloride	mg/L	5	4.9	98	90-110	
Sulfate	mg/L	5	4.8	97	90-110	

MATRIX SPIKE & MATRIX SPIKE DUPLICATE: 1605432 1605433

Parameter	Units	60198956002 Result	MS Spike Conc.	MSD Spike Conc.	MS Result	MSD Result	MS % Rec	MSD % Rec	% Rec Limits	RPD	Max RPD	Qual
Chloride	mg/L	2190	1000	1000	3140	3180	95	98	80-120	1	15	
Sulfate	mg/L	2090	1000	1000	3030	3030	94	94	80-120	0	15	

Results presented on this page are in the units indicated by the "Units" column except where an alternate unit is presented to the right of the result.

REPORT OF LABORATORY ANALYSIS

This report shall not be reproduced, except in full,
without the written consent of Pace Analytical Services, Inc..

Pace Analytical Services, Inc.
9608 Loiret Blvd.
Lenexa, KS 66219
(913)599-5665

QUALITY CONTROL DATA

Project: FORT SMITH, AR
Pace Project No.: 60198937

QC Batch: WETA/35145 Analysis Method: EPA 300.0
QC Batch Method: EPA 300.0 Analysis Description: 300.0 IC Anions
Associated Lab Samples: 60198937004, 60198937005, 60198937006, 60198937007, 60198937010, 60198937011, 60198937012, 60198937013, 60198937014, 60198937015, 60198937021, 60198937023, 60198937024, 60198937025, 60198937026, 60198937027

METHOD BLANK: 1605464 Matrix: Water
Associated Lab Samples: 60198937004, 60198937005, 60198937006, 60198937007, 60198937010, 60198937011, 60198937012, 60198937013, 60198937014, 60198937015, 60198937021, 60198937023, 60198937024, 60198937025, 60198937026, 60198937027

Parameter	Units	Blank Result	Reporting Limit	Analyzed	Qualifiers
Chloride	mg/L	ND	1.0	07/23/15 13:15	
Sulfate	mg/L	ND	1.0	07/23/15 13:15	

METHOD BLANK: 1607323 Matrix: Water
Associated Lab Samples: 60198937004, 60198937005, 60198937006, 60198937007, 60198937010, 60198937011, 60198937012, 60198937013, 60198937014, 60198937015, 60198937021, 60198937023, 60198937024, 60198937025, 60198937026, 60198937027

Parameter	Units	Blank Result	Reporting Limit	Analyzed	Qualifiers
Chloride	mg/L	ND	1.0	07/27/15 10:24	
Sulfate	mg/L	ND	1.0	07/27/15 10:24	

LABORATORY CONTROL SAMPLE: 1605465

Parameter	Units	Spike Conc.	LCS Result	LCS % Rec	% Rec Limits	Qualifiers
Chloride	mg/L	5	4.9	98	90-110	
Sulfate	mg/L	5	4.8	96	90-110	

LABORATORY CONTROL SAMPLE: 1607324

Parameter	Units	Spike Conc.	LCS Result	LCS % Rec	% Rec Limits	Qualifiers
Chloride	mg/L	5	4.8	96	90-110	
Sulfate	mg/L	5	4.8	96	90-110	

MATRIX SPIKE SAMPLE: 1605466

Parameter	Units	60198937004 Result	Spike Conc.	MS Result	MS % Rec	% Rec Limits	Qualifiers
Chloride	mg/L	108	50	148	80	80-120	
Sulfate	mg/L	21.5	10	30.6	91	80-120	

Results presented on this page are in the units indicated by the "Units" column except where an alternate unit is presented to the right of the result.

REPORT OF LABORATORY ANALYSIS

This report shall not be reproduced, except in full,
without the written consent of Pace Analytical Services, Inc..

Pace Analytical Services, Inc.
9608 Loiret Blvd.
Lenexa, KS 66219
(913)599-5665

QUALITY CONTROL DATA

Project: FORT SMITH, AR
Pace Project No.: 60198937

MATRIX SPIKE & MATRIX SPIKE DUPLICATE: 1605467 1605468

Parameter	Units	60198937014 Result	MS Spike Conc.	MSD Spike Conc.	MS Result	MSD Result	MS % Rec	MSD % Rec	% Rec Limits	RPD	Max RPD	Qual
Chloride	mg/L	225	100	100	319	319	94	94	80-120	0	15	
Sulfate	mg/L	0.82J	5	5	5.7	5.6	97	96	80-120	1	15	

Results presented on this page are in the units indicated by the "Units" column except where an alternate unit is presented to the right of the result.

REPORT OF LABORATORY ANALYSIS

This report shall not be reproduced, except in full,
without the written consent of Pace Analytical Services, Inc..

Pace Analytical Services, Inc.
9608 Loiret Blvd.
Lenexa, KS 66219
(913)599-5665

QUALITY CONTROL DATA

Project: FORT SMITH, AR
Pace Project No.: 60198937

QC Batch: WETA/35190 Analysis Method: EPA 350.1
QC Batch Method: EPA 350.1 Analysis Description: 350.1 Ammonia
Associated Lab Samples: 60198937001, 60198937002, 60198937003, 60198937004, 60198937005, 60198937006, 60198937007, 60198937010, 60198937011, 60198937012, 60198937013, 60198937014, 60198937015, 60198937021, 60198937023, 60198937024, 60198937025, 60198937026, 60198937027

METHOD BLANK: 1607280 Matrix: Water
Associated Lab Samples: 60198937001, 60198937002, 60198937003, 60198937004, 60198937005, 60198937006, 60198937007, 60198937010, 60198937011, 60198937012, 60198937013, 60198937014, 60198937015, 60198937021, 60198937023, 60198937024, 60198937025, 60198937026, 60198937027

Parameter	Units	Blank Result	Reporting Limit	Analyzed	Qualifiers
Nitrogen, Ammonia	mg/L	ND	0.10	07/27/15 11:23	

LABORATORY CONTROL SAMPLE: 1607281

Parameter	Units	Spike Conc.	LCS Result	LCS % Rec	% Rec Limits	Qualifiers
Nitrogen, Ammonia	mg/L	2	2.1	104	90-110	

MATRIX SPIKE SAMPLE: 1607282

Parameter	Units	60198937001 Result	Spike Conc.	MS Result	MS % Rec	% Rec Limits	Qualifiers
Nitrogen, Ammonia	mg/L	ND	2	1.4	71	90-110	M1

MATRIX SPIKE SAMPLE: 1607284

Parameter	Units	60198872002 Result	Spike Conc.	MS Result	MS % Rec	% Rec Limits	Qualifiers
Nitrogen, Ammonia	mg/L	2.1	2	3.7	84	90-110	M1

SAMPLE DUPLICATE: 1607283

Parameter	Units	60198937010 Result	Dup Result	RPD	Max RPD	Qualifiers
Nitrogen, Ammonia	mg/L	ND	ND		18	

Results presented on this page are in the units indicated by the "Units" column except where an alternate unit is presented to the right of the result.

REPORT OF LABORATORY ANALYSIS

This report shall not be reproduced, except in full,
without the written consent of Pace Analytical Services, Inc..

Pace Analytical Services, Inc.
9608 Loiret Blvd.
Lenexa, KS 66219
(913)599-5665

QUALITY CONTROL DATA

Project: FORT SMITH, AR
Pace Project No.: 60198937

QC Batch: WETA/35134 Analysis Method: EPA 353.2
QC Batch Method: EPA 353.2 Analysis Description: 353.2 Nitrate + Nitrite, Unpres.
Associated Lab Samples: 60198937001, 60198937002, 60198937003, 60198937004, 60198937005, 60198937006, 60198937007, 60198937010, 60198937011, 60198937012, 60198937013, 60198937014, 60198937015, 60198937021, 60198937023, 60198937024, 60198937025, 60198937026, 60198937027

METHOD BLANK: 1605086 Matrix: Water
Associated Lab Samples: 60198937001, 60198937002, 60198937003, 60198937004, 60198937005, 60198937006, 60198937007, 60198937010, 60198937011, 60198937012, 60198937013, 60198937014, 60198937015, 60198937021, 60198937023, 60198937024, 60198937025, 60198937026, 60198937027

Parameter	Units	Blank Result	Reporting Limit	Analyzed	Qualifiers
Nitrogen, Nitrate	mg/L	ND	0.10	07/22/15 15:13	
Nitrogen, Nitrite	mg/L	ND	0.10	07/22/15 15:13	
Nitrogen, NO2 plus NO3	mg/L	ND	0.10	07/22/15 15:13	

LABORATORY CONTROL SAMPLE: 1605087

Parameter	Units	Spike Conc.	LCS Result	LCS % Rec	% Rec Limits	Qualifiers
Nitrogen, Nitrate	mg/L	1.6	1.7	109	85-115	
Nitrogen, Nitrite	mg/L	.4	0.42	106	90-110	
Nitrogen, NO2 plus NO3	mg/L	2	2.2	108	90-110	

MATRIX SPIKE SAMPLE: 1605088

Parameter	Units	60198937025 Result	Spike Conc.	MS Result	MS % Rec	% Rec Limits	Qualifiers
Nitrogen, Nitrate	mg/L	1.3	1.6	3.1	114	85-115	
Nitrogen, Nitrite	mg/L	ND	.4	0.48	120	90-110	M1
Nitrogen, NO2 plus NO3	mg/L	1.3	2	3.6	115	90-110	M1

MATRIX SPIKE SAMPLE: 1605090

Parameter	Units	60198937027 Result	Spike Conc.	MS Result	MS % Rec	% Rec Limits	Qualifiers
Nitrogen, Nitrate	mg/L	ND	1.6	1.9	121	85-115	M1
Nitrogen, Nitrite	mg/L	ND	.4	0.46	116	90-110	M1
Nitrogen, NO2 plus NO3	mg/L	ND	2	2.4	120	90-110	M1

SAMPLE DUPLICATE: 1605089

Parameter	Units	60198937026 Result	Dup Result	RPD	Max RPD	Qualifiers
Nitrogen, Nitrate	mg/L	0.083J	0.084J		20	
Nitrogen, Nitrite	mg/L	ND	ND		20	
Nitrogen, NO2 plus NO3	mg/L	0.083J	0.084J		20	

Results presented on this page are in the units indicated by the "Units" column except where an alternate unit is presented to the right of the result.

REPORT OF LABORATORY ANALYSIS

This report shall not be reproduced, except in full,
without the written consent of Pace Analytical Services, Inc..

Pace Analytical Services, Inc.
9608 Loiret Blvd.
Lenexa, KS 66219
(913)599-5665

QUALITY CONTROL DATA

Project: FORT SMITH, AR
Pace Project No.: 60198937

QC Batch: WETA/35246 Analysis Method: SM 5310C
QC Batch Method: SM 5310C Analysis Description: 5310C Total Organic Carbon
Associated Lab Samples: 60198937001, 60198937002, 60198937003, 60198937004, 60198937005

METHOD BLANK: 1609163 Matrix: Water
Associated Lab Samples: 60198937001, 60198937002, 60198937003, 60198937004, 60198937005

Parameter	Units	Blank Result	Reporting Limit	Analyzed	Qualifiers
Total Organic Carbon	mg/L	ND	1.0	07/30/15 13:54	

LABORATORY CONTROL SAMPLE: 1609164

Parameter	Units	Spike Conc.	LCS Result	LCS % Rec	% Rec Limits	Qualifiers
Total Organic Carbon	mg/L	5	5.2	104	80-120	

MATRIX SPIKE SAMPLE: 1609165

Parameter	Units	60198937001 Result	Spike Conc.	MS Result	MS % Rec	% Rec Limits	Qualifiers
Total Organic Carbon	mg/L	ND	5	3.2	58	80-120	M1

SAMPLE DUPLICATE: 1609166

Parameter	Units	60198937003 Result	Dup Result	RPD	Max RPD	Qualifiers
Total Organic Carbon	mg/L	0.67J	0.67J		25	

Results presented on this page are in the units indicated by the "Units" column except where an alternate unit is presented to the right of the result.

REPORT OF LABORATORY ANALYSIS

This report shall not be reproduced, except in full,
without the written consent of Pace Analytical Services, Inc..

Pace Analytical Services, Inc.
9608 Loiret Blvd.
Lenexa, KS 66219
(913)599-5665

QUALITY CONTROL DATA

Project: FORT SMITH, AR
Pace Project No.: 60198937

QC Batch: WETA/35279 Analysis Method: SM 5310C
QC Batch Method: SM 5310C Analysis Description: 5310C Total Organic Carbon
Associated Lab Samples: 60198937006, 60198937007, 60198937010, 60198937011

METHOD BLANK: 1610658 Matrix: Water
Associated Lab Samples: 60198937006, 60198937007, 60198937010, 60198937011

Parameter	Units	Blank Result	Reporting Limit	Analyzed	Qualifiers
Total Organic Carbon	mg/L	ND	1.0	08/03/15 09:20	

LABORATORY CONTROL SAMPLE: 1610659

Parameter	Units	Spike Conc.	LCS Result	LCS % Rec	% Rec Limits	Qualifiers
Total Organic Carbon	mg/L	5	5.0	100	80-120	

MATRIX SPIKE SAMPLE: 1610660

Parameter	Units	60198937006 Result	Spike Conc.	MS Result	MS % Rec	% Rec Limits	Qualifiers
Total Organic Carbon	mg/L	1.1	5	4.8	75	80-120	

SAMPLE DUPLICATE: 1610661

Parameter	Units	60198937007 Result	Dup Result	RPD	Max RPD	Qualifiers
Total Organic Carbon	mg/L	ND	ND		25	

Results presented on this page are in the units indicated by the "Units" column except where an alternate unit is presented to the right of the result.

REPORT OF LABORATORY ANALYSIS

This report shall not be reproduced, except in full,
without the written consent of Pace Analytical Services, Inc..

Pace Analytical Services, Inc.
9608 Loiret Blvd.
Lenexa, KS 66219
(913)599-5665

QUALITY CONTROL DATA

Project: FORT SMITH, AR
Pace Project No.: 60198937

QC Batch: WETA/35295 Analysis Method: SM 5310C
QC Batch Method: SM 5310C Analysis Description: 5310C Total Organic Carbon
Associated Lab Samples: 60198937012, 60198937013, 60198937014, 60198937015, 60198937023, 60198937024, 60198937025, 60198937026, 60198937027

METHOD BLANK: 1611084 Matrix: Water
Associated Lab Samples: 60198937012, 60198937013, 60198937014, 60198937015, 60198937023, 60198937024, 60198937025, 60198937026, 60198937027

Parameter	Units	Blank Result	Reporting Limit	Analyzed	Qualifiers
Total Organic Carbon	mg/L	ND	1.0	08/04/15 00:26	

LABORATORY CONTROL SAMPLE: 1611085

Parameter	Units	Spike Conc.	LCS Result	LCS % Rec	% Rec Limits	Qualifiers
Total Organic Carbon	mg/L	5	5.2	104	80-120	

MATRIX SPIKE SAMPLE: 1611086

Parameter	Units	60198937012 Result	Spike Conc.	MS Result	MS % Rec	% Rec Limits	Qualifiers
Total Organic Carbon	mg/L	1.9	5	5.6	74	80-120	M1

SAMPLE DUPLICATE: 1611087

Parameter	Units	60198937013 Result	Dup Result	RPD	Max RPD	Qualifiers
Total Organic Carbon	mg/L	1.3	1.2	2	25	

Results presented on this page are in the units indicated by the "Units" column except where an alternate unit is presented to the right of the result.

REPORT OF LABORATORY ANALYSIS

This report shall not be reproduced, except in full,
without the written consent of Pace Analytical Services, Inc..

Pace Analytical Services, Inc.
9608 Loiret Blvd.
Lenexa, KS 66219
(913)599-5665

QUALITY CONTROL DATA

Project: FORT SMITH, AR
Pace Project No.: 60198937

QC Batch: WETA/35320 Analysis Method: SM 5310C
QC Batch Method: SM 5310C Analysis Description: 5310C Total Organic Carbon
Associated Lab Samples: 60198937021

METHOD BLANK: 1611622 Matrix: Water
Associated Lab Samples: 60198937021

Parameter	Units	Blank Result	Reporting Limit	Analyzed	Qualifiers
Total Organic Carbon	mg/L	ND	1.0	08/05/15 15:36	

LABORATORY CONTROL SAMPLE: 1611623

Parameter	Units	Spike Conc.	LCS Result	LCS % Rec	% Rec Limits	Qualifiers
Total Organic Carbon	mg/L	5	5.4	108	80-120	

MATRIX SPIKE SAMPLE: 1611624

Parameter	Units	60198937021 Result	Spike Conc.	MS Result	MS % Rec	% Rec Limits	Qualifiers
Total Organic Carbon	mg/L	ND	5	2.9	49	80-120	M1

SAMPLE DUPLICATE: 1611625

Parameter	Units	60199108003 Result	Dup Result	RPD	Max RPD	Qualifiers
Total Organic Carbon	mg/L	3.2	3.2	1	25	

Results presented on this page are in the units indicated by the "Units" column except where an alternate unit is presented to the right of the result.

REPORT OF LABORATORY ANALYSIS

This report shall not be reproduced, except in full,
without the written consent of Pace Analytical Services, Inc..

Pace Analytical Services, Inc.
9608 Loiret Blvd.
Lenexa, KS 66219
(913)599-5665

QUALITY CONTROL DATA

Project: FORT SMITH, AR
Pace Project No.: 60198937

QC Batch: WETA/8711 Analysis Method: SM 4500-P E
QC Batch Method: SM4500-P B Analysis Description: SM4500P-E, Total Phosphorus
Associated Lab Samples: 60198937001, 60198937002, 60198937003, 60198937004, 60198937005, 60198937006, 60198937007, 60198937010, 60198937011, 60198937012, 60198937013, 60198937014, 60198937015, 60198937021, 60198937023, 60198937024

METHOD BLANK: 154198 Matrix: Water
Associated Lab Samples: 60198937001, 60198937002, 60198937003, 60198937004, 60198937005, 60198937006, 60198937007, 60198937010, 60198937011, 60198937012, 60198937013, 60198937014, 60198937015, 60198937021, 60198937023, 60198937024

Parameter	Units	Blank Result	Reporting Limit	Analyzed	Qualifiers
Phosphate as P04	mg/L	ND	0.030	07/28/15 13:22	

LABORATORY CONTROL SAMPLE: 154199

Parameter	Units	Spike Conc.	LCS Result	LCS % Rec	% Rec Limits	Qualifiers
Phosphate as P04	mg/L	1.5	1.5	97	80-120	

MATRIX SPIKE & MATRIX SPIKE DUPLICATE: 154200 154201

Parameter	Units	7528412001 Result	MS Spike Conc.	MSD Spike Conc.	MS Result	MSD Result	MS % Rec	MSD % Rec	% Rec Limits	RPD	Max RPD	Qual
Phosphate as P04	mg/L	0.032	1.5	1.5	1.6	1.7	105	106	80-120	0	20	

MATRIX SPIKE & MATRIX SPIKE DUPLICATE: 154204 154205

Parameter	Units	60198937010 Result	MS Spike Conc.	MSD Spike Conc.	MS Result	MSD Result	MS % Rec	MSD % Rec	% Rec Limits	RPD	Max RPD	Qual
Phosphate as P04	mg/L	0.032	1.5	1.5	1.4	1.6	91	104	80-120	13	20	

Results presented on this page are in the units indicated by the "Units" column except where an alternate unit is presented to the right of the result.

REPORT OF LABORATORY ANALYSIS

This report shall not be reproduced, except in full,
without the written consent of Pace Analytical Services, Inc..

Pace Analytical Services, Inc.
9608 Loiret Blvd.
Lenexa, KS 66219
(913)599-5665

QUALITY CONTROL DATA

Project: FORT SMITH, AR
Pace Project No.: 60198937

QC Batch: WETA/8714 Analysis Method: SM 4500-P E
QC Batch Method: SM4500-P B Analysis Description: SM4500P-E, Total Phosphorus
Associated Lab Samples: 60198937025, 60198937026, 60198937027

METHOD BLANK: 154314 Matrix: Water
Associated Lab Samples: 60198937025, 60198937026, 60198937027

Parameter	Units	Blank Result	Reporting Limit	Analyzed	Qualifiers
Phosphate as P04	mg/L	ND	0.030	07/28/15 15:06	

LABORATORY CONTROL SAMPLE: 154315

Parameter	Units	Spike Conc.	LCS Result	LCS % Rec	% Rec Limits	Qualifiers
Phosphate as P04	mg/L	1.5	1.4	91	80-120	

MATRIX SPIKE & MATRIX SPIKE DUPLICATE: 154316 154317

Parameter	Units	60198937025 Result	MS Spike Conc.	MSD Spike Conc.	MS Result	MSD Result	MS % Rec	MSD % Rec	% Rec Limits	RPD	Max RPD	Qual
Phosphate as P04	mg/L	0.13	1.5	1.5	1.3	1.4	78	81	80-120	4	20	M1

Results presented on this page are in the units indicated by the "Units" column except where an alternate unit is presented to the right of the result.

REPORT OF LABORATORY ANALYSIS

This report shall not be reproduced, except in full,
without the written consent of Pace Analytical Services, Inc..

Pace Analytical Services, Inc.
9608 Loiret Blvd.
Lenexa, KS 66219
(913)599-5665

QUALIFIERS

Project: FORT SMITH, AR
Pace Project No.: 60198937

DEFINITIONS

DF - Dilution Factor, if reported, represents the factor applied to the reported data due to dilution of the sample aliquot.

ND - Not Detected at or above adjusted reporting limit.

J - Estimated concentration above the adjusted method detection limit and below the adjusted reporting limit.

MDL - Adjusted Method Detection Limit.

PQL - Practical Quantitation Limit.

RL - Reporting Limit.

S - Surrogate

1,2-Diphenylhydrazine decomposes to and cannot be separated from Azobenzene using Method 8270. The result for each analyte is a combined concentration.

Consistent with EPA guidelines, unrounded data are displayed and have been used to calculate % recovery and RPD values.

LCS(D) - Laboratory Control Sample (Duplicate)

MS(D) - Matrix Spike (Duplicate)

DUP - Sample Duplicate

RPD - Relative Percent Difference

NC - Not Calculable.

SG - Silica Gel - Clean-Up

U - Indicates the compound was analyzed for, but not detected.

N-Nitrosodiphenylamine decomposes and cannot be separated from Diphenylamine using Method 8270. The result reported for each analyte is a combined concentration.

Pace Analytical is TNI accredited. Contact your Pace PM for the current list of accredited analytes.

TNI - The NELAC Institute.

LABORATORIES

PASI-D	Pace Analytical Services - Dallas
PASI-K	Pace Analytical Services - Kansas City

WORKORDER QUALIFIERS

WO: 60198937

[1] Revised Report Rev_1. Updated sample ID on sample 60198937005 to MW-34R-201507 per client request.

BATCH QUALIFIERS

Batch: MSV/70753

[M5] A matrix spike/matrix spike duplicate was not performed for this batch due to insufficient sample volume.

Batch: MSV/70755

[M5] A matrix spike/matrix spike duplicate was not performed for this batch due to insufficient sample volume.

Batch: MSV/70773

[M5] A matrix spike/matrix spike duplicate was not performed for this batch due to insufficient sample volume.

Batch: MSV/70778

[M5] A matrix spike/matrix spike duplicate was not performed for this batch due to insufficient sample volume.

Batch: WET/56406

[1] ferrous Iron performed in the field

ANALYTE QUALIFIERS

1e Field pH

REPORT OF LABORATORY ANALYSIS

This report shall not be reproduced, except in full,
without the written consent of Pace Analytical Services, Inc..

Pace Analytical Services, Inc.
9608 Loiret Blvd.
Lenexa, KS 66219
(913)599-5665

QUALIFIERS

Project: FORT SMITH, AR
Pace Project No.: 60198937

ANALYTE QUALIFIERS

H6	Analysis initiated outside of the 15 minute EPA recommended holding time.
M1	Matrix spike recovery exceeded QC limits. Batch accepted based on laboratory control sample (LCS) recovery.

This report shall not be reproduced, except in full,
without the written consent of Pace Analytical Services, Inc..

Pace Analytical Services, Inc.
9608 Loiret Blvd.
Lenexa, KS 66219
(913)599-5665

QUALITY CONTROL DATA CROSS REFERENCE TABLE

Project: FORT SMITH, AR
Pace Project No.: 60198937

Lab ID	Sample ID	QC Batch Method	QC Batch	Analytical Method	Analytical Batch
60198937001	RW-69-201507	EPA 8015 - Alcohol	GCSV/4153		
60198937002	IW-73-201507	EPA 8015 - Alcohol	GCSV/4153		
60198937003	IW-80-201507	EPA 8015 - Alcohol	GCSV/4153		
60198937004	ITMW-9-201507	EPA 8015 - Alcohol	GCSV/4153		
60198937005	MW-34R-201507	EPA 8015 - Alcohol	GCSV/4153		
60198937006	MW-35R-201507	EPA 8015 - Alcohol	GCSV/4153		
60198937007	IW-76-201507	EPA 8015 - Alcohol	GCSV/4153		
60198937010	IW-74-201507	EPA 8015 - Alcohol	GCSV/4153		
60198937011	IW-77-201507	EPA 8015 - Alcohol	GCSV/4159		
60198937012	MW-62R-201507	EPA 8015 - Alcohol	GCSV/4159		
60198937013	MW-63R-201507	EPA 8015 - Alcohol	GCSV/4159		
60198937014	MW-58R-201507	EPA 8015 - Alcohol	GCSV/4159		
60198937015	MW-46R-201507	EPA 8015 - Alcohol	GCSV/4159		
60198937021	MW-41R-201507	EPA 8015 - Alcohol	GCSV/4159		
60198937023	MW-32R-201507	EPA 8015 - Alcohol	GCSV/4159		
60198937024	MW-60R-201507	EPA 8015 - Alcohol	GCSV/4159		
60198937025	MW-61R-201507	EPA 8015 - Alcohol	GCSV/4159		
60198937026	MW-31R-201507	EPA 8015 - Alcohol	GCSV/4159		
60198937027	MW-50R-201507	EPA 8015 - Alcohol	GCSV/4159		
60198937001	RW-69-201507	EPA 3010	MPRP/32603	EPA 6010	ICP/24106
60198937002	IW-73-201507	EPA 3010	MPRP/32603	EPA 6010	ICP/24106
60198937003	IW-80-201507	EPA 3010	MPRP/32603	EPA 6010	ICP/24106
60198937004	ITMW-9-201507	EPA 3010	MPRP/32603	EPA 6010	ICP/24106
60198937005	MW-34R-201507	EPA 3010	MPRP/32603	EPA 6010	ICP/24106
60198937006	MW-35R-201507	EPA 3010	MPRP/32603	EPA 6010	ICP/24106
60198937007	IW-76-201507	EPA 3010	MPRP/32603	EPA 6010	ICP/24106
60198937010	IW-74-201507	EPA 3010	MPRP/32603	EPA 6010	ICP/24106
60198937011	IW-77-201507	EPA 3010	MPRP/32603	EPA 6010	ICP/24106
60198937012	MW-62R-201507	EPA 3010	MPRP/32603	EPA 6010	ICP/24106
60198937013	MW-63R-201507	EPA 3010	MPRP/32603	EPA 6010	ICP/24106
60198937014	MW-58R-201507	EPA 3010	MPRP/32603	EPA 6010	ICP/24106
60198937015	MW-46R-201507	EPA 3010	MPRP/32603	EPA 6010	ICP/24106
60198937021	MW-41R-201507	EPA 3010	MPRP/32603	EPA 6010	ICP/24106
60198937023	MW-32R-201507	EPA 3010	MPRP/32603	EPA 6010	ICP/24106
60198937024	MW-60R-201507	EPA 3010	MPRP/32603	EPA 6010	ICP/24106
60198937025	MW-61R-201507	EPA 3010	MPRP/32603	EPA 6010	ICP/24106
60198937026	MW-31R-201507	EPA 3010	MPRP/32603	EPA 6010	ICP/24106
60198937027	MW-50R-201507	EPA 3010	MPRP/32603	EPA 6010	ICP/24106
60198937001	RW-69-201507	EPA 5030B/8260	MSV/70753		
60198937002	IW-73-201507	EPA 5030B/8260	MSV/70753		
60198937004	ITMW-9-201507	EPA 5030B/8260	MSV/70773		
60198937007	IW-76-201507	EPA 5030B/8260	MSV/70755		
60198937007	IW-76-201507	EPA 5030B/8260	MSV/70773		
60198937008	EB-02-201507	EPA 5030B/8260	MSV/70755		
60198937009	DUP-08-201507	EPA 5030B/8260	MSV/70755		

This report shall not be reproduced, except in full,
without the written consent of Pace Analytical Services, Inc..

Pace Analytical Services, Inc.
9608 Loiret Blvd.
Lenexa, KS 66219
(913)599-5665

QUALITY CONTROL DATA CROSS REFERENCE TABLE

Project: FORT SMITH, AR
Pace Project No.: 60198937

Lab ID	Sample ID	QC Batch Method	QC Batch	Analytical Method	Analytical Batch
60198937010	IW-74-201507	EPA 5030B/8260	MSV/70755		
60198937012	MW-62R-201507	EPA 5030B/8260	MSV/70755		
60198937013	MW-63R-201507	EPA 5030B/8260	MSV/70755		
60198937014	MW-58R-201507	EPA 5030B/8260	MSV/70755		
60198937014	MW-58R-201507	EPA 5030B/8260	MSV/70773		
60198937015	MW-46R-201507	EPA 5030B/8260	MSV/70755		
60198937015	MW-46R-201507	EPA 5030B/8260	MSV/70773		
60198937016	DUP-05-201507	EPA 5030B/8260	MSV/70755		
60198937016	DUP-05-201507	EPA 5030B/8260	MSV/70773		
60198937017	TB-04-201507	EPA 5030B/8260	MSV/70755		
60198937018	TB-05-201507	EPA 5030B/8260	MSV/70755		
60198937019	TB-06-201507	EPA 5030B/8260	MSV/70755		
60198937020	EB-03-201507	EPA 5030B/8260	MSV/70755		
60198937021	MW-41R-201507	EPA 5030B/8260	MSV/70773		
60198937022	DUP-03-201507	EPA 5030B/8260	MSV/70755		
60198937023	MW-32R-201507	EPA 5030B/8260	MSV/70755		
60198937024	MW-60R-201507	EPA 5030B/8260	MSV/70755		
60198937025	MW-61R-201507	EPA 5030B/8260	MSV/70755		
60198937026	MW-31R-201507	EPA 5030B/8260	MSV/70755		
60198937027	MW-50R-201507	EPA 5030B/8260	MSV/70755		
60198937028	TB-07-201507	EPA 5030B/8260	MSV/70773		
60198937003	IW-80-201507	EPA 5030B/8260	MSV/70778		
60198937005	MW-34R-201507	EPA 5030B/8260	MSV/70778		
60198937006	MW-35R-201507	EPA 5030B/8260	MSV/70778		
60198937011	IW-77-201507	EPA 5030B/8260	MSV/70778		
60198937001	RW-69-201507	SM 2320B	WET/56230		
60198937002	IW-73-201507	SM 2320B	WET/56230		
60198937003	IW-80-201507	SM 2320B	WET/56230		
60198937004	ITMW-9-201507	SM 2320B	WET/56230		
60198937005	MW-34R-201507	SM 2320B	WET/56230		
60198937006	MW-35R-201507	SM 2320B	WET/56230		
60198937007	IW-76-201507	SM 2320B	WET/56230		
60198937010	IW-74-201507	SM 2320B	WET/56230		
60198937011	IW-77-201507	SM 2320B	WET/56230		
60198937012	MW-62R-201507	SM 2320B	WET/56230		
60198937013	MW-63R-201507	SM 2320B	WET/56230		
60198937014	MW-58R-201507	SM 2320B	WET/56230		
60198937015	MW-46R-201507	SM 2320B	WET/56230		
60198937021	MW-41R-201507	SM 2320B	WET/56230		
60198937023	MW-32R-201507	SM 2320B	WET/56246		
60198937024	MW-60R-201507	SM 2320B	WET/56246		
60198937025	MW-61R-201507	SM 2320B	WET/56246		
60198937026	MW-31R-201507	SM 2320B	WET/56246		

REPORT OF LABORATORY ANALYSIS

This report shall not be reproduced, except in full,
without the written consent of Pace Analytical Services, Inc..

Pace Analytical Services, Inc.
9608 Loiret Blvd.
Lenexa, KS 66219
(913)599-5665

QUALITY CONTROL DATA CROSS REFERENCE TABLE

Project: FORT SMITH, AR
Pace Project No.: 60198937

Lab ID	Sample ID	QC Batch Method	QC Batch	Analytical Method	Analytical Batch
60198937027	MW-50R-201507	SM 2320B	WET/56246		
60198937001	RW-69-201507	SM 3500-Fe B#4	WET/56406		
60198937002	IW-73-201507	SM 3500-Fe B#4	WET/56406		
60198937003	IW-80-201507	SM 3500-Fe B#4	WET/56406		
60198937004	ITMW-9-201507	SM 3500-Fe B#4	WET/56406		
60198937005	MW-34R-201507	SM 3500-Fe B#4	WET/56406		
60198937006	MW-35R-201507	SM 3500-Fe B#4	WET/56406		
60198937007	IW-76-201507	SM 3500-Fe B#4	WET/56406		
60198937010	IW-74-201507	SM 3500-Fe B#4	WET/56406		
60198937011	IW-77-201507	SM 3500-Fe B#4	WET/56406		
60198937012	MW-62R-201507	SM 3500-Fe B#4	WET/56406		
60198937013	MW-63R-201507	SM 3500-Fe B#4	WET/56406		
60198937014	MW-58R-201507	SM 3500-Fe B#4	WET/56406		
60198937015	MW-46R-201507	SM 3500-Fe B#4	WET/56406		
60198937021	MW-41R-201507	SM 3500-Fe B#4	WET/56406		
60198937023	MW-32R-201507	SM 3500-Fe B#4	WET/56406		
60198937024	MW-60R-201507	SM 3500-Fe B#4	WET/56406		
60198937025	MW-61R-201507	SM 3500-Fe B#4	WET/56406		
60198937026	MW-31R-201507	SM 3500-Fe B#4	WET/56406		
60198937027	MW-50R-201507	SM 3500-Fe B#4	WET/56406		
60198937001	RW-69-201507	SM 4500-H+B	WET/56405		
60198937002	IW-73-201507	SM 4500-H+B	WET/56405		
60198937003	IW-80-201507	SM 4500-H+B	WET/56414		
60198937004	ITMW-9-201507	SM 4500-H+B	WET/56405		
60198937005	MW-34R-201507	SM 4500-H+B	WET/56405		
60198937006	MW-35R-201507	SM 4500-H+B	WET/56405		
60198937007	IW-76-201507	SM 4500-H+B	WET/56405		
60198937010	IW-74-201507	SM 4500-H+B	WET/56405		
60198937011	IW-77-201507	SM 4500-H+B	WET/56405		
60198937012	MW-62R-201507	SM 4500-H+B	WET/56405		
60198937013	MW-63R-201507	SM 4500-H+B	WET/56405		
60198937014	MW-58R-201507	SM 4500-H+B	WET/56405		
60198937015	MW-46R-201507	SM 4500-H+B	WET/56405		
60198937021	MW-41R-201507	SM 4500-H+B	WET/56405		
60198937023	MW-32R-201507	SM 4500-H+B	WET/56405		
60198937024	MW-60R-201507	SM 4500-H+B	WET/56405		
60198937025	MW-61R-201507	SM 4500-H+B	WET/56405		
60198937026	MW-31R-201507	SM 4500-H+B	WET/56405		
60198937027	MW-50R-201507	SM 4500-H+B	WET/56405		
60198937001	RW-69-201507	SM 4500-S-2 D	WET/56115		
60198937002	IW-73-201507	SM 4500-S-2 D	WET/56115		
60198937003	IW-80-201507	SM 4500-S-2 D	WET/56115		
60198937004	ITMW-9-201507	SM 4500-S-2 D	WET/56115		
60198937005	MW-34R-201507	SM 4500-S-2 D	WET/56115		
60198937006	MW-35R-201507	SM 4500-S-2 D	WET/56115		
60198937007	IW-76-201507	SM 4500-S-2 D	WET/56115		

REPORT OF LABORATORY ANALYSIS

This report shall not be reproduced, except in full,
without the written consent of Pace Analytical Services, Inc..

Pace Analytical Services, Inc.
9608 Loiret Blvd.
Lenexa, KS 66219
(913)599-5665

QUALITY CONTROL DATA CROSS REFERENCE TABLE

Project: FORT SMITH, AR
Pace Project No.: 60198937

Lab ID	Sample ID	QC Batch Method	QC Batch	Analytical Method	Analytical Batch
60198937010	IW-74-201507	SM 4500-S-2 D	WET/56115		
60198937011	IW-77-201507	SM 4500-S-2 D	WET/56115		
60198937012	MW-62R-201507	SM 4500-S-2 D	WET/56115		
60198937013	MW-63R-201507	SM 4500-S-2 D	WET/56115		
60198937014	MW-58R-201507	SM 4500-S-2 D	WET/56115		
60198937015	MW-46R-201507	SM 4500-S-2 D	WET/56115		
60198937021	MW-41R-201507	SM 4500-S-2 D	WET/56115		
60198937023	MW-32R-201507	SM 4500-S-2 D	WET/56115		
60198937024	MW-60R-201507	SM 4500-S-2 D	WET/56115		
60198937025	MW-61R-201507	SM 4500-S-2 D	WET/56116		
60198937026	MW-31R-201507	SM 4500-S-2 D	WET/56116		
60198937027	MW-50R-201507	SM 4500-S-2 D	WET/56116		
60198937001	RW-69-201507	EPA 300.0	WETA/35144		
60198937002	IW-73-201507	EPA 300.0	WETA/35144		
60198937003	IW-80-201507	EPA 300.0	WETA/35144		
60198937004	ITMW-9-201507	EPA 300.0	WETA/35145		
60198937005	MW-34R-201507	EPA 300.0	WETA/35145		
60198937006	MW-35R-201507	EPA 300.0	WETA/35145		
60198937007	IW-76-201507	EPA 300.0	WETA/35145		
60198937010	IW-74-201507	EPA 300.0	WETA/35145		
60198937011	IW-77-201507	EPA 300.0	WETA/35145		
60198937012	MW-62R-201507	EPA 300.0	WETA/35145		
60198937013	MW-63R-201507	EPA 300.0	WETA/35145		
60198937014	MW-58R-201507	EPA 300.0	WETA/35145		
60198937015	MW-46R-201507	EPA 300.0	WETA/35145		
60198937021	MW-41R-201507	EPA 300.0	WETA/35145		
60198937023	MW-32R-201507	EPA 300.0	WETA/35145		
60198937024	MW-60R-201507	EPA 300.0	WETA/35145		
60198937025	MW-61R-201507	EPA 300.0	WETA/35145		
60198937026	MW-31R-201507	EPA 300.0	WETA/35145		
60198937027	MW-50R-201507	EPA 300.0	WETA/35145		
60198937001	RW-69-201507	EPA 350.1	WETA/35190		
60198937002	IW-73-201507	EPA 350.1	WETA/35190		
60198937003	IW-80-201507	EPA 350.1	WETA/35190		
60198937004	ITMW-9-201507	EPA 350.1	WETA/35190		
60198937005	MW-34R-201507	EPA 350.1	WETA/35190		
60198937006	MW-35R-201507	EPA 350.1	WETA/35190		
60198937007	IW-76-201507	EPA 350.1	WETA/35190		
60198937010	IW-74-201507	EPA 350.1	WETA/35190		
60198937011	IW-77-201507	EPA 350.1	WETA/35190		
60198937012	MW-62R-201507	EPA 350.1	WETA/35190		
60198937013	MW-63R-201507	EPA 350.1	WETA/35190		
60198937014	MW-58R-201507	EPA 350.1	WETA/35190		
60198937015	MW-46R-201507	EPA 350.1	WETA/35190		
60198937021	MW-41R-201507	EPA 350.1	WETA/35190		
60198937023	MW-32R-201507	EPA 350.1	WETA/35190		
60198937024	MW-60R-201507	EPA 350.1	WETA/35190		

This report shall not be reproduced, except in full,
without the written consent of Pace Analytical Services, Inc..

Pace Analytical Services, Inc.
9608 Loiret Blvd.
Lenexa, KS 66219
(913)599-5665

QUALITY CONTROL DATA CROSS REFERENCE TABLE

Project: FORT SMITH, AR
Pace Project No.: 60198937

Lab ID	Sample ID	QC Batch Method	QC Batch	Analytical Method	Analytical Batch
60198937025	MW-61R-201507	EPA 350.1	WETA/35190		
60198937026	MW-31R-201507	EPA 350.1	WETA/35190		
60198937027	MW-50R-201507	EPA 350.1	WETA/35190		
60198937001	RW-69-201507	EPA 353.2	WETA/35134		
60198937002	IW-73-201507	EPA 353.2	WETA/35134		
60198937003	IW-80-201507	EPA 353.2	WETA/35134		
60198937004	ITMW-9-201507	EPA 353.2	WETA/35134		
60198937005	MW-34R-201507	EPA 353.2	WETA/35134		
60198937006	MW-35R-201507	EPA 353.2	WETA/35134		
60198937007	IW-76-201507	EPA 353.2	WETA/35134		
60198937010	IW-74-201507	EPA 353.2	WETA/35134		
60198937011	IW-77-201507	EPA 353.2	WETA/35134		
60198937012	MW-62R-201507	EPA 353.2	WETA/35134		
60198937013	MW-63R-201507	EPA 353.2	WETA/35134		
60198937014	MW-58R-201507	EPA 353.2	WETA/35134		
60198937015	MW-46R-201507	EPA 353.2	WETA/35134		
60198937021	MW-41R-201507	EPA 353.2	WETA/35134		
60198937023	MW-32R-201507	EPA 353.2	WETA/35134		
60198937024	MW-60R-201507	EPA 353.2	WETA/35134		
60198937025	MW-61R-201507	EPA 353.2	WETA/35134		
60198937026	MW-31R-201507	EPA 353.2	WETA/35134		
60198937027	MW-50R-201507	EPA 353.2	WETA/35134		
60198937001	RW-69-201507	SM 4500-CO2 D	WETA/35354		
60198937002	IW-73-201507	SM 4500-CO2 D	WETA/35354		
60198937003	IW-80-201507	SM 4500-CO2 D	WETA/35354		
60198937004	ITMW-9-201507	SM 4500-CO2 D	WETA/35354		
60198937005	MW-34R-201507	SM 4500-CO2 D	WETA/35354		
60198937006	MW-35R-201507	SM 4500-CO2 D	WETA/35354		
60198937007	IW-76-201507	SM 4500-CO2 D	WETA/35354		
60198937010	IW-74-201507	SM 4500-CO2 D	WETA/35354		
60198937011	IW-77-201507	SM 4500-CO2 D	WETA/35354		
60198937012	MW-62R-201507	SM 4500-CO2 D	WETA/35354		
60198937013	MW-63R-201507	SM 4500-CO2 D	WETA/35354		
60198937014	MW-58R-201507	SM 4500-CO2 D	WETA/35354		
60198937015	MW-46R-201507	SM 4500-CO2 D	WETA/35354		
60198937021	MW-41R-201507	SM 4500-CO2 D	WETA/35354		
60198937023	MW-32R-201507	SM 4500-CO2 D	WETA/35354		
60198937024	MW-60R-201507	SM 4500-CO2 D	WETA/35354		
60198937025	MW-61R-201507	SM 4500-CO2 D	WETA/35354		
60198937026	MW-31R-201507	SM 4500-CO2 D	WETA/35354		
60198937027	MW-50R-201507	SM 4500-CO2 D	WETA/35354		
60198937001	RW-69-201507	SM 5310C	WETA/35246		
60198937002	IW-73-201507	SM 5310C	WETA/35246		
60198937003	IW-80-201507	SM 5310C	WETA/35246		
60198937004	ITMW-9-201507	SM 5310C	WETA/35246		
60198937005	MW-34R-201507	SM 5310C	WETA/35246		
60198937006	MW-35R-201507	SM 5310C	WETA/35279		

This report shall not be reproduced, except in full,
without the written consent of Pace Analytical Services, Inc..

Pace Analytical Services, Inc.
9608 Loiret Blvd.
Lenexa, KS 66219
(913)599-5665

QUALITY CONTROL DATA CROSS REFERENCE TABLE

Project: FORT SMITH, AR
Pace Project No.: 60198937

Lab ID	Sample ID	QC Batch Method	QC Batch	Analytical Method	Analytical Batch
60198937007	**IW-76-201507**	SM 5310C	WETA/35279		
60198937010	**IW-74-201507**	SM 5310C	WETA/35279		
60198937011	**IW-77-201507**	SM 5310C	WETA/35279		
60198937012	**MW-62R-201507**	SM 5310C	WETA/35295		
60198937013	**MW-63R-201507**	SM 5310C	WETA/35295		
60198937014	**MW-58R-201507**	SM 5310C	WETA/35295		
60198937015	**MW-46R-201507**	SM 5310C	WETA/35295		
60198937021	**MW-41R-201507**	SM 5310C	WETA/35320		
60198937023	**MW-32R-201507**	SM 5310C	WETA/35295		
60198937024	**MW-60R-201507**	SM 5310C	WETA/35295		
60198937025	**MW-61R-201507**	SM 5310C	WETA/35295		
60198937026	**MW-31R-201507**	SM 5310C	WETA/35295		
60198937027	**MW-50R-201507**	SM 5310C	WETA/35295		
60198937001	**RW-69-201507**	SM4500-P B	WETA/8711	SM 4500-P E	WETA/8713
60198937002	**IW-73-201507**	SM4500-P B	WETA/8711	SM 4500-P E	WETA/8713
60198937003	**IW-80-201507**	SM4500-P B	WETA/8711	SM 4500-P E	WETA/8713
60198937004	**ITMW-9-201507**	SM4500-P B	WETA/8711	SM 4500-P E	WETA/8713
60198937005	**MW-34R-201507**	SM4500-P B	WETA/8711	SM 4500-P E	WETA/8713
60198937006	**MW-35R-201507**	SM4500-P B	WETA/8711	SM 4500-P E	WETA/8713
60198937007	**IW-76-201507**	SM4500-P B	WETA/8711	SM 4500-P E	WETA/8713
60198937010	**IW-74-201507**	SM4500-P B	WETA/8711	SM 4500-P E	WETA/8713
60198937011	**IW-77-201507**	SM4500-P B	WETA/8711	SM 4500-P E	WETA/8713
60198937012	**MW-62R-201507**	SM4500-P B	WETA/8711	SM 4500-P E	WETA/8713
60198937013	**MW-63R-201507**	SM4500-P B	WETA/8711	SM 4500-P E	WETA/8713
60198937014	**MW-58R-201507**	SM4500-P B	WETA/8711	SM 4500-P E	WETA/8713
60198937015	**MW-46R-201507**	SM4500-P B	WETA/8711	SM 4500-P E	WETA/8713
60198937021	**MW-41R-201507**	SM4500-P B	WETA/8711	SM 4500-P E	WETA/8713
60198937023	**MW-32R-201507**	SM4500-P B	WETA/8711	SM 4500-P E	WETA/8713
60198937024	**MW-60R-201507**	SM4500-P B	WETA/8711	SM 4500-P E	WETA/8713
60198937025	**MW-61R-201507**	SM4500-P B	WETA/8714	SM 4500-P E	WETA/8715
60198937026	**MW-31R-201507**	SM4500-P B	WETA/8714	SM 4500-P E	WETA/8715
60198937027	**MW-50R-201507**	SM4500-P B	WETA/8714	SM 4500-P E	WETA/8715

This report shall not be reproduced, except in full,
without the written consent of Pace Analytical Services, Inc..

Pace Analytical
www.pacelabs.com

Sample Condition Upon Receipt

WO# : 60198937

60198937

Optional
Proj Due Date:
Proj Name:

Client Name: Environ

Courier: FedEx ☒ UPS ☐ VIA ☐ Clay ☐ PEX ☐ ECI ☐ Pace ☐ Other ☐ Client ☐

Tracking #: 6/13 5281 7290, 7291, ~~7296~~ 7327, 7305 pv 7/22/15
6262 7065 ~~3796~~

Pace Shipping Label Used? Yes ☐ No ☑

Custody Seal on Cooler/Box Present: Yes ☑ No ☐ Seals intact: Yes ☑ No ☐

Packing Material: Bubble Wrap ☐ Bubble Bags ☑ Foam ☑ None ☐ Other ☐

Thermometer Used: CF +1.4 T-239 / CF -0.5 T-262

Type of Ice: (Wet) Blue None (circle one) ☐ Samples received on ice, cooling process has begun.

Cooler Temperature: 3.8/4.8/5.4/6.0/0.9

Temperature should be above freezing to 6°C

Date and initials of person examining contents:

Chain of Custody present:	☐Yes ☐No ☐N/A	1. 2 coolers Three extra sample received.
Chain of Custody filled out:	☐Yes ☐No ☐N/A	2. MW-174-201507 7/21/15 1620 3DGHH029 080
Chain of Custody relinquished:	☐Yes ☐No ☐N/A	3. MW-181-201507 ↓ 1529 ↓
Sampler name & signature on COC:	☐Yes ☐No ☐N/A	4. ~~Long Ditch 201507~~ 1311 pv 7/22/15
Samples arrived within holding time:	☐Yes ☐No ☐N/A	5.
Short Hold Time analyses (<72hr):	☑Yes ☐No ☐N/A	6. Fe2+ NO2 NO3 pH
Rush Turn Around Time requested:	☐Yes ☑No ☐N/A	7. MW-174 and 181 received with TB6
Sufficient volume:	☐Yes ☐No ☐N/A	8. ~~Long Ditch~~ Long Ditch receive with TB7. pv 7/22/15
Correct containers used:	☐Yes ☐No ☐N/A	
Pace containers used:	☐Yes ☐No ☐N/A	9.
Containers intact:	☐Yes ☐No ☐N/A	10. TB4 - 1111
Unpreserved 5035A soils frozen w/in 48hrs?	☐Yes ☐No ☐N/A	11. TB5 - 11111
Filtered volume received for dissolved tests?	☐Yes ☐No ☐N/A	12. TB6 - 111111
Sample labels match COC:	☐Yes ☐No ☐N/A	TB7 - 1111111
Includes date/time/ID/analyses Matrix:		13.
All containers needing preservation have been checked.	☐Yes ☐No ☐N/A	
All containers needing preservation are found to be in compliance with EPA recommendation.	☐Yes ☐No ☐N/A	14.
Exceptions: VOA, Coliform, O&G, WI-DRO (water)	☐Yes ☐No	Initial when completed / Lot # of added preservative
Trip Blank present:	☐Yes ☐No ☐N/A	
Pace Trip Blank lot # (if purchased):		15.
Headspace in VOA vials (>6mm):	☐Yes ☐No ☐N/A	16.
Project sampled in USDA Regulated Area:	☐Yes ☐No ☐N/A	17. List State:
Additional labels attached to 5035A vials in the field?	☐Yes ☐No ☐N/A	18.

Client Notification/ Resolution: Copy COC to Client? Y / N Field Data Required? Y / N

Person Contacted: Wendy S Date/Time: 7/22 AM

Comments/ Resolution: other samples - will send COC today -CA

Per Wendy - sample ID should be MW-34R-201507 for sample 60198937005. CBC 08/18/2015

Project Manager Review: CA Date: 7/22

Pace Analytical
www.pacelabs.com

CHAIN-OF-CUSTODY / Analytical Request Document

The Chain-of-Custody is a LEGAL DOCUMENT. All relevant fields must be completed accurately.

Page: 1 of 3

Section A Required Client Information:

Company:	Environ
Address:	7500 College Blvd., Ste. 925
	Overland Park, KS 66210
Email To:	wstonestreet@environcorp.com
Phone: 913-553-5926	Fax:
Requested Due Date/TAT:	

Section B Required Project Information:

Report To:	Wendy Stonestreet
Copy To:	Tammy Gleason
Purchase Order No.:	NA
Project Name:	Fort Smith, AR
Project Number:	

Section C Invoice Information:

Attention:	Tammy Gleason
Company Name:	Environ
Address:	250 Monroe Ave. NW Grand Rapids
Pace Quote Reference:	Michigan, 49503
Pace Project Manager:	Colleen Clyne
Pace Profile #:	7444, line 1

REGULATORY AGENCY

☐ NPDES ☐ GROUND WATER ☐ DRINKING WATER
☐ UST ☐ RCRA ☑ OTHER ADEQ

Site Location STATE: AR

Section D Required Client Information

SAMPLE ID (A-Z, 0-9 / ,-) Sample IDs MUST BE UNIQUE

Valid Matrix Codes

MATRIX	CODE
DRINKING WATER	DW
WATER	WT
WASTE WATER	WW
PRODUCT	P
SOIL/SOLID	SL
OIL	OL
WIPE	WP
AIR	AR
OTHER	OT
TISSUE	TS

Requested Analysis Filtered (Y/N)

Pace Project No./ Lab I.D. 60198937

ITEM #	SAMPLE ID	MATRIX CODE (see valid codes to left)	SAMPLE TYPE (G=GRAB C=COMP)	COLLECTED COMPOSITE START DATE	COLLECTED COMPOSITE START TIME	COLLECTED COMPOSITE END/GRAB DATE	COLLECTED COMPOSITE END/GRAB TIME	SAMPLE TEMP AT COLLECTION	# OF CONTAINERS	Preservatives: Unpreserved	H_2SO_4	HNO_3	HCl	NaOH + ZnAc	$Na_2S_2O_3$	Methanol	Other Ascorbic	Analysis Test Y/N	8260 VOCs	Alkalinity	TOC	Chloride, Sulfate	8015 Chloroethanol (Pace Dallas)	6010-Iron/Mn	Ferric Iron calc. (send field Ferrous)	Ammonia	Nitrate+Nitrite	Total Phosphate (Pace Dallas)	Sulfide	CO2 Calc (Alkalinity +pH)	Residual Chlorine (Y/N)	Pace Project No./ Lab I.D.
1	RW-09-201507	WT	G			7/21/15	0843		11																				001
2	IW-73-201507	WT	G			7/21/15	1047		11																				002
3	IW-80-201507	WT	G			7/21/15	0920		11																				003
4	ITMW-9-201507	WT	G			7/21/15	1433		11																				004
5	MW-34-201507	WT	G			7/21/15	1440		11																				005
6	MW-35R-201507	WT	G			7/21/15	0935		11																				006
7	IW-76-201507	WT	G			7/21/15	1410		11																				007
8	EB-02-201507	WT	G			7/21/15	1055		3																				008
9	Dup-08-201507	WT	G			7/21/15	1257		3																				009
10	IW-74-201507	WT	G			7/21/15	1257		11																				010
11	IW-77-201507	WT	G			7/21/15	1130		11																				011
12	MW-62R-201507	WT	G			7/21/15	1120		11																				012

ADDITIONAL COMMENTS	RELINQUISHED BY / AFFILIATION	DATE	TIME	ACCEPTED BY / AFFILIATION	DATE	TIME
Level IV data package required	Wendy Stonestreet	7/21/15	1900		7/22/15	0855

SAMPLE CONDITIONS

Temp in °C	Received on Ice (Y/N)	Custody Sealed Cooler (Y/N)	Samples Intact (Y/N)
3.8	Y	Y	Y
4.8			
5.4			
6.0			
0.8			

SAMPLER NAME AND SIGNATURE

PRINT Name of SAMPLER: Wendy Stonestreet

SIGNATURE of SAMPLER: Wendy Stonestreet DATE Signed (MM/DD/YY): 7/21/15

*Important Note: By signing this form you are accepting Pace's NET 30 day payment terms and agreeing to late charges of 1.5% per month for any invoices not paid within 30 days.

Pace Analytical
www.pacelabs.com

CHAIN-OF-CUSTODY / Analytical Request Document

The Chain-of-Custody is a LEGAL DOCUMENT. All relevant fields must be completed accurately.

Page: 2 of 3

Section A Required Client Information:		Section B Required Project Information:		Section C Invoice Information:	
Company:	Environ	Report To:	Wendy Stonestreet	Attention:	Tammy Gleason
Address:	7500 College Blvd., Ste. 925	Copy To:	Tammy Gleason	Company Name:	Environ
	Overland Park, KS 66210			Address:	250 Monroe Ave. NW Grand Rapids
Email To:	wstonestreet@environcorp.com	Purchase Order No.:	NA	Pace Quote Reference:	Michigan, 49503
Phone:	913-553-5926 Fax:	Project Name:	Fort Smith, AR	Pace Project Manager:	Colleen Clyne
Requested Due Date/TAT:		Project Number:		Pace Profile #:	7444, line 1

REGULATORY AGENCY

☐ NPDES ☐ GROUND WATER ☐ DRINKING WATER
☐ UST ☐ RCRA ☑ OTHER ADEQ

Site Location STATE: AR

Requested Analysis Filtered (Y/N)

Section D Required Client Information

SAMPLE ID
(A-Z, 0-9 / ,-)
Sample IDs MUST BE UNIQUE

Valid Matrix Codes

MATRIX	CODE
DRINKING WATER	DW
WATER	WT
WASTE WATER	WW
PRODUCT	P
SOIL/SOLID	SL
OIL	OL
WIPE	WP
AIR	AR
OTHER	OT
TISSUE	TS

ITEM #	SAMPLE ID	MATRIX CODE (see valid codes to left)	SAMPLE TYPE (G=GRAB C=COMP)	COLLECTED COMPOSITE START DATE	COLLECTED COMPOSITE START TIME	COLLECTED COMPOSITE END/GRAB DATE	COLLECTED COMPOSITE END/GRAB TIME	SAMPLE TEMP AT COLLECTION	# OF CONTAINERS	Preservatives: Unpreserved	H_2SO_4	HNO_3	HCl	NaOH + ZnAc	$Na_2S_2O_3$	Methanol	Other Ascorbic	Analysis Test Y/N	8260 VOCs	Alkalinity	TOC	Chloride, Sulfate	8015 Chloroethanol (Pace Dallas)	8010-Iron/Mn	Ferric iron calc. (send field Ferrous)	Ammonia	Nitrate+Nitrite	Total Phosphate (Pace Dallas)	Sulfide	CO2 Calc (Alkalinity +pH)	Residual Chlorine (Y/N)	Pace Project No./ Lab I.D.
1	MW-03R-201507 3D69H 3D69H	WT	G			7/21/15	0935		11				HCl																
2	MW-30R-201507	WT	G			7/21/15	1539		3				HCl						X										1 dayhold
3	MW-39R-201507	WT	G			7/21/15	1608		3				HCl						X										
4	MW-58R-201507	WT	G			7/21/15	1615		11				HCl	NaOH + ZnAc															04
5	MW-46R-201507	WT	G			7/21/15	1415		11				HCl	NaOH + ZnAc															05
6	Dup-05-201507	WT	G			7/21/15	1415		3				HCl						X										06
7	TB-04-201507 2D69H	WT	G			7/21/15			2				HCl						X										07
8	TB-05-201507	WT	G			7/21/15			2				HCl						X										08
9	TB-06-201507 4IX64H	WT	G			7/21/15			2				HCl						X										09
10	EB-03-201507 3D69H	WT	G			7/21/15	1808		3				HCl						X										020
11	MW-41R-201507	WT	G			7/21/15	1515		11	X	X	X	HCl	NaOH					X	X	X	X	X	X	X	X	X		021
12	Dup-03-201507	WT	G			7/21/15	1515		3				HCl						X										022

ADDITIONAL COMMENTS	RELINQUISHED BY / AFFILIATION	DATE	TIME	ACCEPTED BY / AFFILIATION	DATE	TIME
Level IV data package required	Wendy Stonestreet	7/21/15	1900		7/22/15	0855

SAMPLE CONDITIONS

Temp in °C	Received on Ice (Y/N)	Custody Sealed Cooler (Y/N)	Samples Intact (Y/N)
3.8	Y	Y	Y
4.8			
5.4			
6.0			
0.9			

SAMPLER NAME AND SIGNATURE

PRINT Name of SAMPLER: Wendy Stonestreet

SIGNATURE of SAMPLER: Wendy Stonestreet DATE Signed (MM/DD/YY): 7/21/2015

*Important Note: By signing this form you are accepting Pace's NET 30 day payment terms and agreeing to late charges of 1.5% per month for any invoices not paid within 30 days.

CHAIN-OF-CUSTODY / Analytical Request Document

The Chain-of-Custody is a LEGAL DOCUMENT. All relevant fields must be completed accurately.

Pace Analytical
www.pacelabs.com

Section A Required Client Information:

Company:	Environ
Address:	7500 College Blvd., Ste. 925
	Overland Park, KS 66210
Email To:	wstonestreet@environcorp.com
Phone: 913-553-5926	Fax:
Requested Due Date/TAT:	

Section B Required Project Information:

Report To:	Wendy Stonestreet
Copy To:	Tamara Gleason
	tgleason@environcorp.com
Purchase Order No.:	
Project Name:	Fort Smith, AR
Project Number:	

Section C Invoice Information:

Attention:	Tamara Gleason
Company Name:	
Address:	
Pace Quote Reference:	
Pace Project Manager:	MJ Walls
Pace Profile #:	7444 water, 7709 soil

REGULATORY AGENCY

☐ NPDES ☐ GROUND WATER ☐ DRINKING WATER
☐ UST ☐ RCRA ☒ OTHER

Site Location STATE: AR

Section D Required Client Information

SAMPLE ID (A-Z, 0-9 / ,-) Sample IDs MUST BE UNIQUE

Valid Matrix Codes

MATRIX	CODE
DRINKING WATER	DW
WATER	WT
WASTE WATER	WW
PRODUCT	P
SOIL/SOLID	SL
OIL	OL
WIPE	WP
AIR	AR
OTHER	OT
TISSUE	TS

Requested Analysis Filtered (Y/N)

ITEM #	SAMPLE ID	MATRIX CODE (see valid codes to left)	SAMPLE TYPE (G=GRAB C=COMP)	COLLECTED COMPOSITE START DATE	COLLECTED COMPOSITE START TIME	COLLECTED COMPOSITE END/GRAB DATE	COLLECTED COMPOSITE END/GRAB TIME	SAMPLE TEMP AT COLLECTION	# OF CONTAINERS	Preservatives: Unpreserved	H_2SO_4	HNO_3	HCl	NaOH	$Na_2S_2O_3$	Methanol	Other	Y/N	Analysis Test: 8260 client specific list VOCs	Alkalinity	TSL	Chlorine Sulfate	8015 Chlorated	8010 Iron/Mn	Ferric Iron calc	Ammonia	Nitrate-Nitrite	Total Phosphate	Sulfide	CO_3 Calc (Alk only)	Residual Chlorine (Y/N)	Pace Project No./ Lab I.D.
1	MW-32R-201507 3D69H 3D694	WT	G	7/21/15	1715	—	—		11	X	X	X	X	X	HBP3	P3	U		X	X	X	X	X	X	X	X	X	X	1A	335 2-0 HBP3S 1-0 HBP3N 2-0 HBP32 11-0 023
2	MW-60R-201507	WT	G	7/21/15	1335	—	—		11	X	X	X	X	X					X	X	X	X	X	X	X	X	X	X	X		024
3	MW-61R-201507	WT	G	7/21/15	1615	—	—		11	X	X	X	X	X					X	X	X	X	X	X	X	X	X	X	X		025
4	MW-31R-201507	WT	G	7/21/15	1800	—	—		11	X	X	X	X	X					X	X	X	X	X	X	X	X	X	X	X		026
5	MW-50R-201507	WT	G	7/21/15	1045	—	—		11	X	X	X	X	X					X	X	X	X	X	X	X	X	X	X	X		027
6	TB-07-201507	WT	G	7/21/15	—	—	—		3				X						X											2D69H 028
7																															
8																															
9																															
10																															
11																															
12																															

ADDITIONAL COMMENTS	RELINQUISHED BY / AFFILIATION	DATE	TIME	ACCEPTED BY / AFFILIATION	DATE	TIME	SAMPLE CONDITIONS
	Wendy Stonestreet	7/21/15	1900		7/22/15	0855	3.8
							4.8
							5.4
							6.0
							0.9

Temp in °C | Received on Ice (Y/N) | Custody Sealed Cooler (Y/N) | Samples Intact (Y/N)

SAMPLER NAME AND SIGNATURE

PRINT Name of SAMPLER: Wendy Stonestreet

SIGNATURE of SAMPLER: Wendy Stonestreet DATE Signed (MM/DD/YY): 7/21/15

*Important Note: By signing this form you are accepting Pace's NET 30 day payment terms and agreeing to late charges of 1.5% per month for any invoices not paid within 30 days.

Pace Analytical Services, Inc.
9608 Loiret Blvd.
Lenexa, KS 66219
(913)599-5665

August 03, 2015

Wendy Stonestreet
Environ International Corporation
7500 College Blvd Ste 925
Overland Park, KS 66210

RE: Project: FORT SMITH, AR
Pace Project No.: 60198942

Dear Wendy Stonestreet:
Enclosed are the analytical results for sample(s) received by the laboratory on July 22, 2015. The results relate only to the samples included in this report. Results reported herein conform to the most current TNI standards and the laboratory's Quality Assurance Manual, where applicable, unless otherwise noted in the body of the report.

If you have any questions concerning this report, please feel free to contact me.

Sincerely,

Colleen Clyne
colleen.clyne@pacelabs.com
Project Manager

Enclosures

cc: Tamara Gleason, ENVIRON International Corporation

This report shall not be reproduced, except in full,
without the written consent of Pace Analytical Services, Inc..

Pace Analytical Services, Inc.
9608 Loiret Blvd.
Lenexa, KS 66219
(913)599-5665

CERTIFICATIONS

Project: FORT SMITH, AR
Pace Project No.: 60198942

Kansas Certification IDs
9608 Loiret Boulevard, Lenexa, KS 66219
WY STR Certification #: 2456.01
Arkansas Certification #: 13-012-0
Illinois Certification #: 003097
Iowa Certification #: 118
Kansas/NELAP Certification #: E-10116
Louisiana Certification #: 03055
Nevada Certification #: KS000212008A
Oklahoma Certification #: 9205/9935
Texas Certification #: T104704407
Utah Certification #: KS00021

REPORT OF LABORATORY ANALYSIS

This report shall not be reproduced, except in full,
without the written consent of Pace Analytical Services, Inc..

Pace Analytical Services, Inc.
9608 Loiret Blvd.
Lenexa, KS 66219
(913)599-5665

SAMPLE SUMMARY

Project: FORT SMITH, AR
Pace Project No.: 60198942

Lab ID	Sample ID	Matrix	Date Collected	Date Received
60198942001	**MW-176-201507**	Water	07/21/15 11:02	07/22/15 08:55

REPORT OF LABORATORY ANALYSIS

This report shall not be reproduced, except in full,
without the written consent of Pace Analytical Services, Inc..

Pace Analytical Services, Inc.
9608 Loiret Blvd.
Lenexa, KS 66219
(913)599-5665

SAMPLE ANALYTE COUNT

Project: FORT SMITH, AR
Pace Project No.: 60198942

Lab ID	Sample ID	Method	Analysts	Analytes Reported
60198942001	**MW-176-201507**	EPA 5030B/8260	PGH	38

This report shall not be reproduced, except in full,
without the written consent of Pace Analytical Services, Inc..

Pace Analytical Services, Inc.
9608 Loiret Blvd.
Lenexa, KS 66219
(913)599-5665

PROJECT NARRATIVE

Project: FORT SMITH, AR
Pace Project No.: 60198942

Method: **EPA 5030B/8260**
Description: 8260 MSV
Client: Environ_AR
Date: August 03, 2015

General Information:
1 sample was analyzed for EPA 5030B/8260. All samples were received in acceptable condition with any exceptions noted below or on the chain-of custody and/or the sample condition upon receipt form (SCUR) attached at the end of this report.

Hold Time:
The samples were analyzed within the method required hold times with any exceptions noted below.

Initial Calibrations (including MS Tune as applicable):
All criteria were within method requirements with any exceptions noted below.

Continuing Calibration:
All criteria were within method requirements with any exceptions noted below.

Internal Standards:
All internal standards were within QC limits with any exceptions noted below.

Surrogates:
All surrogates were within QC limits with any exceptions noted below.

Method Blank:
All analytes were below the report limit in the method blank, where applicable, with any exceptions noted below.

Laboratory Control Spike:
All laboratory control spike compounds were within QC limits with any exceptions noted below.

Matrix Spikes:
All percent recoveries and relative percent differences (RPDs) were within acceptance criteria with any exceptions noted below.

QC Batch: MSV/70773

A matrix spike/matrix spike duplicate was not performed due to insufficient sample volume.

Additional Comments:

This data package has been reviewed for quality and completeness and is approved for release.

This report shall not be reproduced, except in full,
without the written consent of Pace Analytical Services, Inc..

Pace Analytical Services, Inc.
9608 Loiret Blvd.
Lenexa, KS 66219
(913)599-5665

ANALYTICAL RESULTS

Project: FORT SMITH, AR
Pace Project No.: 60198942

Sample: MW-176-201507 **Lab ID: 60198942001** Collected: 07/21/15 11:02 Received: 07/22/15 08:55 Matrix: Water

Parameters	Results	Units	Report Limit	MDL	DF	Prepared	Analyzed	CAS No.	Qual
8260 MSV	Analytical Method: EPA 5030B/8260								
Acetone	**6.6J**	ug/L	10.0	1.9	1		07/23/15 13:17	67-64-1	
Benzene	**0.11J**	ug/L	1.0	0.060	1		07/23/15 13:17	71-43-2	
Bromodichloromethane	ND	ug/L	1.0	0.19	1		07/23/15 13:17	75-27-4	
Bromoform	ND	ug/L	1.0	0.070	1		07/23/15 13:17	75-25-2	
Bromomethane	ND	ug/L	5.0	0.16	1		07/23/15 13:17	74-83-9	
2-Butanone (MEK)	ND	ug/L	10.0	0.59	1		07/23/15 13:17	78-93-3	
Carbon disulfide	ND	ug/L	5.0	0.12	1		07/23/15 13:17	75-15-0	
Carbon tetrachloride	ND	ug/L	1.0	0.18	1		07/23/15 13:17	56-23-5	
Chlorobenzene	ND	ug/L	1.0	0.21	1		07/23/15 13:17	108-90-7	
Chloroethane	ND	ug/L	1.0	0.15	1		07/23/15 13:17	75-00-3	
Chloroform	ND	ug/L	1.0	0.14	1		07/23/15 13:17	67-66-3	
Chloromethane	ND	ug/L	1.0	0.080	1		07/23/15 13:17	74-87-3	
Dibromochloromethane	ND	ug/L	1.0	0.21	1		07/23/15 13:17	124-48-1	
1,1-Dichloroethane	ND	ug/L	1.0	0.050	1		07/23/15 13:17	75-34-3	
1,2-Dichloroethane	ND	ug/L	1.0	0.12	1		07/23/15 13:17	107-06-2	
1,1-Dichloroethene	**2.6**	ug/L	1.0	0.20	1		07/23/15 13:17	75-35-4	
cis-1,2-Dichloroethene	**21.5**	ug/L	1.0	0.080	1		07/23/15 13:17	156-59-2	
trans-1,2-Dichloroethene	**2.5**	ug/L	1.0	0.20	1		07/23/15 13:17	156-60-5	
1,2-Dichloropropane	ND	ug/L	1.0	0.16	1		07/23/15 13:17	78-87-5	
cis-1,3-Dichloropropene	ND	ug/L	1.0	0.14	1		07/23/15 13:17	10061-01-5	
trans-1,3-Dichloropropene	ND	ug/L	1.0	0.12	1		07/23/15 13:17	10061-02-6	
Ethylbenzene	ND	ug/L	1.0	0.18	1		07/23/15 13:17	100-41-4	
2-Hexanone	ND	ug/L	10.0	1.2	1		07/23/15 13:17	591-78-6	
Methylene chloride	ND	ug/L	1.0	0.15	1		07/23/15 13:17	75-09-2	
4-Methyl-2-pentanone (MIBK)	ND	ug/L	10.0	0.42	1		07/23/15 13:17	108-10-1	
Styrene	ND	ug/L	1.0	0.12	1		07/23/15 13:17	100-42-5	
1,1,2,2-Tetrachloroethane	ND	ug/L	1.0	0.15	1		07/23/15 13:17	79-34-5	
Tetrachloroethene	**0.14J**	ug/L	1.0	0.10	1		07/23/15 13:17	127-18-4	
Toluene	**3.8**	ug/L	1.0	0.17	1		07/23/15 13:17	108-88-3	
1,1,1-Trichloroethane	ND	ug/L	1.0	0.11	1		07/23/15 13:17	71-55-6	
1,1,2-Trichloroethane	ND	ug/L	1.0	0.20	1		07/23/15 13:17	79-00-5	
Trichloroethene	**575**	ug/L	10.0	1.7	10		07/23/15 13:31	79-01-6	
Vinyl chloride	**0.79J**	ug/L	1.0	0.13	1		07/23/15 13:17	75-01-4	
Xylene (Total)	ND	ug/L	3.0	0.42	1		07/23/15 13:17	1330-20-7	
Surrogates									
4-Bromofluorobenzene (S)	101	%	80-120		1		07/23/15 13:17	460-00-4	
1,2-Dichloroethane-d4 (S)	98	%	80-120		1		07/23/15 13:17	17060-07-0	
Toluene-d8 (S)	97	%	80-120		1		07/23/15 13:17	2037-26-5	
Preservation pH	**1.0**		0.10	0.10	1		07/23/15 13:17		

REPORT OF LABORATORY ANALYSIS

This report shall not be reproduced, except in full,
without the written consent of Pace Analytical Services, Inc..

Pace Analytical Services, Inc.
9608 Loiret Blvd.
Lenexa, KS 66219
(913)599-5665

QUALITY CONTROL DATA

Project: FORT SMITH, AR
Pace Project No.: 60198942

QC Batch: MSV/70773
QC Batch Method: EPA 5030B/8260
Analysis Method: EPA 5030B/8260
Analysis Description: 8260 MSV Water 10 mL Purge
Associated Lab Samples: 60198942001

METHOD BLANK: 1605516
Matrix: Water
Associated Lab Samples: 60198942001

Parameter	Units	Blank Result	Reporting Limit	Analyzed	Qualifiers
1,1,1-Trichloroethane	ug/L	ND	1.0	07/23/15 08:32	
1,1,2,2-Tetrachloroethane	ug/L	ND	1.0	07/23/15 08:32	
1,1,2-Trichloroethane	ug/L	ND	1.0	07/23/15 08:32	
1,1-Dichloroethane	ug/L	ND	1.0	07/23/15 08:32	
1,1-Dichloroethene	ug/L	ND	1.0	07/23/15 08:32	
1,2-Dichloroethane	ug/L	ND	1.0	07/23/15 08:32	
1,2-Dichloropropane	ug/L	ND	1.0	07/23/15 08:32	
2-Butanone (MEK)	ug/L	ND	10.0	07/23/15 08:32	
2-Hexanone	ug/L	ND	10.0	07/23/15 08:32	
4-Methyl-2-pentanone (MIBK)	ug/L	ND	10.0	07/23/15 08:32	
Acetone	ug/L	ND	10.0	07/23/15 08:32	
Benzene	ug/L	ND	1.0	07/23/15 08:32	
Bromodichloromethane	ug/L	ND	1.0	07/23/15 08:32	
Bromoform	ug/L	ND	1.0	07/23/15 08:32	
Bromomethane	ug/L	ND	5.0	07/23/15 08:32	
Carbon disulfide	ug/L	ND	5.0	07/23/15 08:32	
Carbon tetrachloride	ug/L	ND	1.0	07/23/15 08:32	
Chlorobenzene	ug/L	ND	1.0	07/23/15 08:32	
Chloroethane	ug/L	ND	1.0	07/23/15 08:32	
Chloroform	ug/L	ND	1.0	07/23/15 08:32	
Chloromethane	ug/L	ND	1.0	07/23/15 08:32	
cis-1,2-Dichloroethene	ug/L	ND	1.0	07/23/15 08:32	
cis-1,3-Dichloropropene	ug/L	ND	1.0	07/23/15 08:32	
Dibromochloromethane	ug/L	ND	1.0	07/23/15 08:32	
Ethylbenzene	ug/L	ND	1.0	07/23/15 08:32	
Methylene chloride	ug/L	ND	1.0	07/23/15 08:32	
Styrene	ug/L	ND	1.0	07/23/15 08:32	
Tetrachloroethene	ug/L	ND	1.0	07/23/15 08:32	
Toluene	ug/L	ND	1.0	07/23/15 08:32	
trans-1,2-Dichloroethene	ug/L	ND	1.0	07/23/15 08:32	
trans-1,3-Dichloropropene	ug/L	ND	1.0	07/23/15 08:32	
Trichloroethene	ug/L	ND	1.0	07/23/15 08:32	
Vinyl chloride	ug/L	ND	1.0	07/23/15 08:32	
Xylene (Total)	ug/L	ND	3.0	07/23/15 08:32	
1,2-Dichloroethane-d4 (S)	%	99	80-120	07/23/15 08:32	
4-Bromofluorobenzene (S)	%	97	80-120	07/23/15 08:32	
Toluene-d8 (S)	%	98	80-120	07/23/15 08:32	

Results presented on this page are in the units indicated by the "Units" column except where an alternate unit is presented to the right of the result.

REPORT OF LABORATORY ANALYSIS

This report shall not be reproduced, except in full,
without the written consent of Pace Analytical Services, Inc..

Pace Analytical Services, Inc.
9608 Loiret Blvd.
Lenexa, KS 66219
(913)599-5665

QUALITY CONTROL DATA

Project: FORT SMITH, AR
Pace Project No.: 60198942

LABORATORY CONTROL SAMPLE: 1605517

Parameter	Units	Spike Conc.	LCS Result	LCS % Rec	% Rec Limits	Qualifiers
1,1,1-Trichloroethane	ug/L	20	20.0	100	80-120	
1,1,2,2-Tetrachloroethane	ug/L	20	19.8	99	73-121	
1,1,2-Trichloroethane	ug/L	20	18.7	94	80-120	
1,1-Dichloroethane	ug/L	20	20.6	103	80-120	
1,1-Dichloroethene	ug/L	20	19.3	96	80-120	
1,2-Dichloroethane	ug/L	20	20.2	101	81-120	
1,2-Dichloropropane	ug/L	20	19.1	96	80-120	
2-Butanone (MEK)	ug/L	100	102	102	67-122	
2-Hexanone	ug/L	100	103	103	75-121	
4-Methyl-2-pentanone (MIBK)	ug/L	100	104	104	76-120	
Acetone	ug/L	100	100	100	72-120	
Benzene	ug/L	20	21.2	106	80-120	
Bromodichloromethane	ug/L	20	20.4	102	80-120	
Bromoform	ug/L	20	18.7	93	73-138	
Bromomethane	ug/L	20	21.5	108	38-137	
Carbon disulfide	ug/L	20	19.0	95	71-129	
Carbon tetrachloride	ug/L	20	19.7	98	67-146	
Chlorobenzene	ug/L	20	19.8	99	80-120	
Chloroethane	ug/L	20	18.7	94	76-120	
Chloroform	ug/L	20	18.4	92	80-120	
Chloromethane	ug/L	20	18.8	94	34-165	
cis-1,2-Dichloroethene	ug/L	20	20.1	100	80-120	
cis-1,3-Dichloropropene	ug/L	20	20.5	102	80-120	
Dibromochloromethane	ug/L	20	19.1	96	80-126	
Ethylbenzene	ug/L	20	20.0	100	80-120	
Methylene chloride	ug/L	20	19.5	98	80-120	
Styrene	ug/L	20	19.8	99	80-123	
Tetrachloroethene	ug/L	20	18.6	93	80-123	
Toluene	ug/L	20	19.9	99	80-120	
trans-1,2-Dichloroethene	ug/L	20	18.8	94	80-120	
trans-1,3-Dichloropropene	ug/L	20	19.8	99	80-129	
Trichloroethene	ug/L	20	19.4	97	80-120	
Vinyl chloride	ug/L	20	18.8	94	62-125	
Xylene (Total)	ug/L	60	60.2	100	80-120	
1,2-Dichloroethane-d4 (S)	%			99	80-120	
4-Bromofluorobenzene (S)	%			98	80-120	
Toluene-d8 (S)	%			98	80-120	

Results presented on this page are in the units indicated by the "Units" column except where an alternate unit is presented to the right of the result.

REPORT OF LABORATORY ANALYSIS

This report shall not be reproduced, except in full,
without the written consent of Pace Analytical Services, Inc..

Pace Analytical Services, Inc.
9608 Loiret Blvd.
Lenexa, KS 66219
(913)599-5665

QUALIFIERS

Project: FORT SMITH, AR
Pace Project No.: 60198942

DEFINITIONS

DF - Dilution Factor, if reported, represents the factor applied to the reported data due to dilution of the sample aliquot.

ND - Not Detected at or above adjusted reporting limit.

J - Estimated concentration above the adjusted method detection limit and below the adjusted reporting limit.

MDL - Adjusted Method Detection Limit.

PQL - Practical Quantitation Limit.

RL - Reporting Limit.

S - Surrogate

1,2-Diphenylhydrazine decomposes to and cannot be separated from Azobenzene using Method 8270. The result for each analyte is a combined concentration.

Consistent with EPA guidelines, unrounded data are displayed and have been used to calculate % recovery and RPD values.

LCS(D) - Laboratory Control Sample (Duplicate)

MS(D) - Matrix Spike (Duplicate)

DUP - Sample Duplicate

RPD - Relative Percent Difference

NC - Not Calculable.

SG - Silica Gel - Clean-Up

U - Indicates the compound was analyzed for, but not detected.

N-Nitrosodiphenylamine decomposes and cannot be separated from Diphenylamine using Method 8270. The result reported for each analyte is a combined concentration.

Pace Analytical is TNI accredited. Contact your Pace PM for the current list of accredited analytes.

TNI - The NELAC Institute.

BATCH QUALIFIERS

Batch: MSV/70773

[M5] A matrix spike/matrix spike duplicate was not performed for this batch due to insufficient sample volume.

This report shall not be reproduced, except in full,
without the written consent of Pace Analytical Services, Inc..

Pace Analytical Services, Inc.
9608 Loiret Blvd.
Lenexa, KS 66219
(913)599-5665

QUALITY CONTROL DATA CROSS REFERENCE TABLE

Project: FORT SMITH, AR
Pace Project No.: 60198942

Lab ID	Sample ID	QC Batch Method	QC Batch	Analytical Method	Analytical Batch
60198942001	**MW-176-201507**	EPA 5030B/8260	MSV/70773		

This report shall not be reproduced, except in full,
without the written consent of Pace Analytical Services, Inc..

Pace Analytical
www.pacelabs.com

Sample Condition Upon Receipt

WO# : 60198942

60198942

Client Name: Environ

Optional
Proj Due Date:
Proj Name:

Courier: FedEx ☑ UPS ☐ VIA ☐ Clay ☐ PEX ☐ ECI ☐ Pace ☐ Other ☐ Client ☐

Tracking #: 6135281 7290 Pace Shipping Label Used? Yes ☐ No ☑

Custody Seal on Cooler/Box Present: Yes ☑ No ☐ Seals intact: Yes ☑ No ☐

Packing Material: Bubble Wrap ☐ Bubble Bags ☐ Foam ☑ None ☐ Other ☐

Thermometer Used: CF +1.4 / CF -0.5 T-239 / T-262 **Type of Ice:** (Wet) Blue None ☐ Samples received on ice, cooling process has begun.
(circle one)

Cooler Temperature: 3.8

Date and initials of person examining contents: pv 7/22/15

Temperature should be above freezing to 6°C

Chain of Custody present:	☑Yes ☐No ☐N/A	1.
Chain of Custody filled out:	☑Yes ☐No ☐N/A	2.
Chain of Custody relinquished:	☑Yes ☐No ☐N/A	3.
Sampler name & signature on COC:	☑Yes ☐No ☐N/A	4.
Samples arrived within holding time:	☑Yes ☐No ☐N/A	5.
Short Hold Time analyses (<72hr):	☐Yes ☑No ☐N/A	6.
Rush Turn Around Time requested:	☐Yes ☑No ☐N/A	7.
Sufficient volume:	☑Yes ☐No ☐N/A	8.
Correct containers used:	☑Yes ☐No ☐N/A	
Pace containers used:	☑Yes ☐No ☐N/A	9.
Containers intact:	☑Yes ☐No ☐N/A	10.
Unpreserved 5035A soils frozen w/in 48hrs?	☐Yes ☐No ☑N/A	11.
Filtered volume received for dissolved tests?	☐Yes ☐No ☑N/A	12.
Sample labels match COC:	☑Yes ☐No ☐N/A	
Includes date/time/ID/analyses Matrix: WT		13.
All containers needing preservation have been checked.	☐Yes ☐No ☑N/A	
All containers needing preservation are found to be in compliance with EPA recommendation.	☐Yes ☐No ☑N/A	14.
Exceptions: VOA, Coliform, O&G, WI-DRO (water)	☑Yes ☐No	Initial when completed / Lot # of added preservative
Trip Blank present:	☐Yes ☑No ☐N/A	
Pace Trip Blank lot # (if purchased):		15.
Headspace in VOA vials (>6mm):	☐Yes ☑No ☐N/A	16.
Project sampled in USDA Regulated Area:	☐Yes ☐No ☑N/A	17. List State:
Additional labels attached to 5035A vials in the field?	☐Yes ☐No ☑N/A	18.

Client Notification/ Resolution: Copy COC to Client? Y / N Field Data Required? Y / N

Person Contacted: _____ Date/Time: _____

Comments/ Resolution: _____

Project Manager Review: _____ Date: _____

Pace Analytical
www.pacelabs.com

CHAIN-OF-CUSTODY / Analytical Request Document

The Chain-of-Custody is a LEGAL DOCUMENT. All relevant fields must be completed accurately.

Page: 1 of 1

Section A Required Client Information:		Section B Required Project Information:		Section C Invoice Information:	
Company:	Environ	Report To:	Wendy Stonestreet	Attention:	Tammy Gleason
Address:	7500 College Blvd., Ste. 925	Copy To:	Tammy Gleason	Company Name:	Environ
	Overland Park, KS 66210			Address:	250 Monroe Ave. NW Grand Rapids
Email To:	wstonestreet@environcorp.com	Purchase Order No.:	NA	Pace Quote Reference:	Michigan, 49503
Phone:	913-553-5926 Fax:	Project Name:	Fort Smith, AR	Pace Project Manager:	Colleen Clyne
Requested Due Date/TAT:		Project Number:		Pace Profile #:	7444, line 1

REGULATORY AGENCY

☐ NPDES ☐ GROUND WATER ☐ DRINKING WATER
☐ UST ☐ RCRA ☑ OTHER ADEQ

Site Location STATE: AR

Requested Analysis Filtered (Y/N)

Section D Required Client Information

SAMPLE ID
(A-Z, 0-9 / ,-)
Sample IDs MUST BE UNIQUE

Valid Matrix Codes

MATRIX	CODE
DRINKING WATER	DW
WATER	WT
WASTE WATER	WW
PRODUCT	P
SOIL/SOLID	SL
OIL	OL
WIPE	WP
AIR	AR
OTHER	OT
TISSUE	TS

ITEM #	SAMPLE ID	MATRIX CODE (see valid codes to left)	SAMPLE TYPE (G=GRAB C=COMP)	COLLECTED COMPOSITE START DATE	COLLECTED COMPOSITE START TIME	COLLECTED COMPOSITE END/GRAB DATE	COLLECTED COMPOSITE END/GRAB TIME	SAMPLE TEMP AT COLLECTION	# OF CONTAINERS	Preservatives: Unpreserved	H_2SO_4	HNO_3	HCl	NaOH	$Na_2S_2O_3$	Methanol	Other	Analysis Test Y/N	8260 VOCs	Alkalinity	TOC	Chloride, Sulfate	8015 Chloroethanol (Pace Dallas)	6010-Iron/Mn	Ferric Iron calc. (send field Ferrous)	Ammonia	Nitrate+Nitrite	Total Phosphate (Pace Dallas)	Sulfide	CO2 Calc (Alkalinity +pH)	Residual Chlorine (Y/N)	Pace Project No./ Lab I.D.
1	MW-176-201507	W	G	~~7/21/15~~		7/21/15	11:02		3				X					X												60198942 3DG9H a1
2																														
3																														
4																														
5																														
6																														
7																														
8																														
9																														
10																														
11																														
12																														

ADDITIONAL COMMENTS	RELINQUISHED BY / AFFILIATION	DATE	TIME	ACCEPTED BY / AFFILIATION	DATE	TIME	SAMPLE CONDITIONS			
Level IV data package required	Lucy Cross / Ramboll Environ	7/21/15	18:00	[signature]	7/22/15	0855	3-8	X	X	Y

SAMPLER NAME AND SIGNATURE

PRINT Name of SAMPLER: Lucy Cross

SIGNATURE of SAMPLER: Lucy Cross DATE Signed (MM/DD/YY): 7/21/2015

Temp In °C	Received on Ice (Y/N)	Custody Sealed Cooler (Y/N)	Samples Intact (Y/N)

*Important Note: By signing this form you are accepting Pace's NET 30 day payment terms and agreeing to late charges of 1.5% per month for any invoices not paid within 30 days.

F-ALL-Q-020rev.07, 15-Feb-2007

Pace Analytical Services, Inc.
9608 Loiret Blvd.
Lenexa, KS 66219
(913)599-5665

August 03, 2015

Wendy Stonestreet
Environ International Corporation
7500 College Blvd Ste 925
Overland Park, KS 66210

RE: Project: FORT SMITH, AR
Pace Project No.: 60198943

Dear Wendy Stonestreet:
Enclosed are the analytical results for sample(s) received by the laboratory on July 22, 2015. The results relate only to the samples included in this report. Results reported herein conform to the most current TNI standards and the laboratory's Quality Assurance Manual, where applicable, unless otherwise noted in the body of the report.

If you have any questions concerning this report, please feel free to contact me.

Sincerely,

Colleen Clyne
colleen.clyne@pacelabs.com
Project Manager

Enclosures

cc: Tamara Gleason, ENVIRON International Corporation

This report shall not be reproduced, except in full,
without the written consent of Pace Analytical Services, Inc..

Pace Analytical Services, Inc.
9608 Loiret Blvd.
Lenexa, KS 66219
(913)599-5665

CERTIFICATIONS

Project: FORT SMITH, AR
Pace Project No.: 60198943

Kansas Certification IDs
9608 Loiret Boulevard, Lenexa, KS 66219
WY STR Certification #: 2456.01
Arkansas Certification #: 13-012-0
Illinois Certification #: 003097
Iowa Certification #: 118
Kansas/NELAP Certification #: E-10116
Louisiana Certification #: 03055
Nevada Certification #: KS000212008A
Oklahoma Certification #: 9205/9935
Texas Certification #: T104704407
Utah Certification #: KS00021

REPORT OF LABORATORY ANALYSIS

This report shall not be reproduced, except in full,
without the written consent of Pace Analytical Services, Inc..

Pace Analytical Services, Inc.
9608 Loiret Blvd.
Lenexa, KS 66219
(913)599-5665

SAMPLE SUMMARY

Project: FORT SMITH, AR
Pace Project No.: 60198943

Lab ID	Sample ID	Matrix	Date Collected	Date Received
60198943001	**MW-175-201507**	Water	07/21/15 15:20	07/22/15 08:55

This report shall not be reproduced, except in full,
without the written consent of Pace Analytical Services, Inc..

Pace Analytical Services, Inc.
9608 Loiret Blvd.
Lenexa, KS 66219
(913)599-5665

SAMPLE ANALYTE COUNT

Project: FORT SMITH, AR
Pace Project No.: 60198943

Lab ID	Sample ID	Method	Analysts	Analytes Reported
60198943001	**MW-175-201507**	EPA 5030B/8260	PGH	38

This report shall not be reproduced, except in full,
without the written consent of Pace Analytical Services, Inc..

Pace Analytical Services, Inc.
9608 Loiret Blvd.
Lenexa, KS 66219
(913)599-5665

PROJECT NARRATIVE

Project: FORT SMITH, AR
Pace Project No.: 60198943

Method: **EPA 5030B/8260**
Description: 8260 MSV
Client: Environ_AR
Date: August 03, 2015

General Information:
1 sample was analyzed for EPA 5030B/8260. All samples were received in acceptable condition with any exceptions noted below or on the chain-of custody and/or the sample condition upon receipt form (SCUR) attached at the end of this report.

Hold Time:
The samples were analyzed within the method required hold times with any exceptions noted below.

Initial Calibrations (including MS Tune as applicable):
All criteria were within method requirements with any exceptions noted below.

Continuing Calibration:
All criteria were within method requirements with any exceptions noted below.

Internal Standards:
All internal standards were within QC limits with any exceptions noted below.

Surrogates:
All surrogates were within QC limits with any exceptions noted below.

Method Blank:
All analytes were below the report limit in the method blank, where applicable, with any exceptions noted below.

Laboratory Control Spike:
All laboratory control spike compounds were within QC limits with any exceptions noted below.

Matrix Spikes:
All percent recoveries and relative percent differences (RPDs) were within acceptance criteria with any exceptions noted below.

QC Batch: MSV/70773

A matrix spike/matrix spike duplicate was not performed due to insufficient sample volume.

Additional Comments:

This data package has been reviewed for quality and completeness and is approved for release.

This report shall not be reproduced, except in full,
without the written consent of Pace Analytical Services, Inc..

Pace Analytical Services, Inc.
9608 Loiret Blvd.
Lenexa, KS 66219
(913)599-5665

ANALYTICAL RESULTS

Project: FORT SMITH, AR
Pace Project No.: 60198943

Sample: MW-175-201507 **Lab ID: 60198943001** Collected: 07/21/15 15:20 Received: 07/22/15 08:55 Matrix: Water

Parameters	Results	Units	Report Limit	MDL	DF	Prepared	Analyzed	CAS No.	Qual
8260 MSV	Analytical Method: EPA 5030B/8260								
Acetone	**121**	ug/L	10.0	1.9	1		07/23/15 13:02	67-64-1	
Benzene	**0.26J**	ug/L	1.0	0.060	1		07/23/15 13:02	71-43-2	
Bromodichloromethane	ND	ug/L	1.0	0.19	1		07/23/15 13:02	75-27-4	
Bromoform	ND	ug/L	1.0	0.070	1		07/23/15 13:02	75-25-2	
Bromomethane	ND	ug/L	5.0	0.16	1		07/23/15 13:02	74-83-9	
2-Butanone (MEK)	**12.1**	ug/L	10.0	0.59	1		07/23/15 13:02	78-93-3	
Carbon disulfide	ND	ug/L	5.0	0.12	1		07/23/15 13:02	75-15-0	
Carbon tetrachloride	ND	ug/L	1.0	0.18	1		07/23/15 13:02	56-23-5	
Chlorobenzene	ND	ug/L	1.0	0.21	1		07/23/15 13:02	108-90-7	
Chloroethane	ND	ug/L	1.0	0.15	1		07/23/15 13:02	75-00-3	
Chloroform	ND	ug/L	1.0	0.14	1		07/23/15 13:02	67-66-3	
Chloromethane	ND	ug/L	1.0	0.080	1		07/23/15 13:02	74-87-3	
Dibromochloromethane	ND	ug/L	1.0	0.21	1		07/23/15 13:02	124-48-1	
1,1-Dichloroethane	ND	ug/L	1.0	0.050	1		07/23/15 13:02	75-34-3	
1,2-Dichloroethane	ND	ug/L	1.0	0.12	1		07/23/15 13:02	107-06-2	
1,1-Dichloroethene	ND	ug/L	1.0	0.20	1		07/23/15 13:02	75-35-4	
cis-1,2-Dichloroethene	**0.32J**	ug/L	1.0	0.080	1		07/23/15 13:02	156-59-2	
trans-1,2-Dichloroethene	ND	ug/L	1.0	0.20	1		07/23/15 13:02	156-60-5	
1,2-Dichloropropane	ND	ug/L	1.0	0.16	1		07/23/15 13:02	78-87-5	
cis-1,3-Dichloropropene	ND	ug/L	1.0	0.14	1		07/23/15 13:02	10061-01-5	
trans-1,3-Dichloropropene	ND	ug/L	1.0	0.12	1		07/23/15 13:02	10061-02-6	
Ethylbenzene	ND	ug/L	1.0	0.18	1		07/23/15 13:02	100-41-4	
2-Hexanone	ND	ug/L	10.0	1.2	1		07/23/15 13:02	591-78-6	
Methylene chloride	ND	ug/L	1.0	0.15	1		07/23/15 13:02	75-09-2	
4-Methyl-2-pentanone (MIBK)	**0.54J**	ug/L	10.0	0.42	1		07/23/15 13:02	108-10-1	
Styrene	ND	ug/L	1.0	0.12	1		07/23/15 13:02	100-42-5	
1,1,2,2-Tetrachloroethane	ND	ug/L	1.0	0.15	1		07/23/15 13:02	79-34-5	
Tetrachloroethene	ND	ug/L	1.0	0.10	1		07/23/15 13:02	127-18-4	
Toluene	**0.35J**	ug/L	1.0	0.17	1		07/23/15 13:02	108-88-3	
1,1,1-Trichloroethane	ND	ug/L	1.0	0.11	1		07/23/15 13:02	71-55-6	
1,1,2-Trichloroethane	ND	ug/L	1.0	0.20	1		07/23/15 13:02	79-00-5	
Trichloroethene	**20.3**	ug/L	1.0	0.17	1		07/23/15 13:02	79-01-6	
Vinyl chloride	ND	ug/L	1.0	0.13	1		07/23/15 13:02	75-01-4	
Xylene (Total)	ND	ug/L	3.0	0.42	1		07/23/15 13:02	1330-20-7	
Surrogates									
4-Bromofluorobenzene (S)	103	%	80-120		1		07/23/15 13:02	460-00-4	
1,2-Dichloroethane-d4 (S)	103	%	80-120		1		07/23/15 13:02	17060-07-0	
Toluene-d8 (S)	100	%	80-120		1		07/23/15 13:02	2037-26-5	
Preservation pH	**1.0**		0.10	0.10	1		07/23/15 13:02		

REPORT OF LABORATORY ANALYSIS

This report shall not be reproduced, except in full,
without the written consent of Pace Analytical Services, Inc..

Pace Analytical Services, Inc.
9608 Loiret Blvd.
Lenexa, KS 66219
(913)599-5665

QUALITY CONTROL DATA

Project: FORT SMITH, AR
Pace Project No.: 60198943

QC Batch: MSV/70773
QC Batch Method: EPA 5030B/8260
Analysis Method: EPA 5030B/8260
Analysis Description: 8260 MSV Water 10 mL Purge
Associated Lab Samples: 60198943001

METHOD BLANK: 1605516
Matrix: Water
Associated Lab Samples: 60198943001

Parameter	Units	Blank Result	Reporting Limit	Analyzed	Qualifiers
1,1,1-Trichloroethane	ug/L	ND	1.0	07/23/15 08:32	
1,1,2,2-Tetrachloroethane	ug/L	ND	1.0	07/23/15 08:32	
1,1,2-Trichloroethane	ug/L	ND	1.0	07/23/15 08:32	
1,1-Dichloroethane	ug/L	ND	1.0	07/23/15 08:32	
1,1-Dichloroethene	ug/L	ND	1.0	07/23/15 08:32	
1,2-Dichloroethane	ug/L	ND	1.0	07/23/15 08:32	
1,2-Dichloropropane	ug/L	ND	1.0	07/23/15 08:32	
2-Butanone (MEK)	ug/L	ND	10.0	07/23/15 08:32	
2-Hexanone	ug/L	ND	10.0	07/23/15 08:32	
4-Methyl-2-pentanone (MIBK)	ug/L	ND	10.0	07/23/15 08:32	
Acetone	ug/L	ND	10.0	07/23/15 08:32	
Benzene	ug/L	ND	1.0	07/23/15 08:32	
Bromodichloromethane	ug/L	ND	1.0	07/23/15 08:32	
Bromoform	ug/L	ND	1.0	07/23/15 08:32	
Bromomethane	ug/L	ND	5.0	07/23/15 08:32	
Carbon disulfide	ug/L	ND	5.0	07/23/15 08:32	
Carbon tetrachloride	ug/L	ND	1.0	07/23/15 08:32	
Chlorobenzene	ug/L	ND	1.0	07/23/15 08:32	
Chloroethane	ug/L	ND	1.0	07/23/15 08:32	
Chloroform	ug/L	ND	1.0	07/23/15 08:32	
Chloromethane	ug/L	ND	1.0	07/23/15 08:32	
cis-1,2-Dichloroethene	ug/L	ND	1.0	07/23/15 08:32	
cis-1,3-Dichloropropene	ug/L	ND	1.0	07/23/15 08:32	
Dibromochloromethane	ug/L	ND	1.0	07/23/15 08:32	
Ethylbenzene	ug/L	ND	1.0	07/23/15 08:32	
Methylene chloride	ug/L	ND	1.0	07/23/15 08:32	
Styrene	ug/L	ND	1.0	07/23/15 08:32	
Tetrachloroethene	ug/L	ND	1.0	07/23/15 08:32	
Toluene	ug/L	ND	1.0	07/23/15 08:32	
trans-1,2-Dichloroethene	ug/L	ND	1.0	07/23/15 08:32	
trans-1,3-Dichloropropene	ug/L	ND	1.0	07/23/15 08:32	
Trichloroethene	ug/L	ND	1.0	07/23/15 08:32	
Vinyl chloride	ug/L	ND	1.0	07/23/15 08:32	
Xylene (Total)	ug/L	ND	3.0	07/23/15 08:32	
1,2-Dichloroethane-d4 (S)	%	99	80-120	07/23/15 08:32	
4-Bromofluorobenzene (S)	%	97	80-120	07/23/15 08:32	
Toluene-d8 (S)	%	98	80-120	07/23/15 08:32	

Results presented on this page are in the units indicated by the "Units" column except where an alternate unit is presented to the right of the result.

REPORT OF LABORATORY ANALYSIS

This report shall not be reproduced, except in full,
without the written consent of Pace Analytical Services, Inc..

Pace Analytical Services, Inc.
9608 Loiret Blvd.
Lenexa, KS 66219
(913)599-5665

QUALITY CONTROL DATA

Project: FORT SMITH, AR
Pace Project No.: 60198943

LABORATORY CONTROL SAMPLE: 1605517

Parameter	Units	Spike Conc.	LCS Result	LCS % Rec	% Rec Limits	Qualifiers
1,1,1-Trichloroethane	ug/L	20	20.0	100	80-120	
1,1,2,2-Tetrachloroethane	ug/L	20	19.8	99	73-121	
1,1,2-Trichloroethane	ug/L	20	18.7	94	80-120	
1,1-Dichloroethane	ug/L	20	20.6	103	80-120	
1,1-Dichloroethene	ug/L	20	19.3	96	80-120	
1,2-Dichloroethane	ug/L	20	20.2	101	81-120	
1,2-Dichloropropane	ug/L	20	19.1	96	80-120	
2-Butanone (MEK)	ug/L	100	102	102	67-122	
2-Hexanone	ug/L	100	103	103	75-121	
4-Methyl-2-pentanone (MIBK)	ug/L	100	104	104	76-120	
Acetone	ug/L	100	100	100	72-120	
Benzene	ug/L	20	21.2	106	80-120	
Bromodichloromethane	ug/L	20	20.4	102	80-120	
Bromoform	ug/L	20	18.7	93	73-138	
Bromomethane	ug/L	20	21.5	108	38-137	
Carbon disulfide	ug/L	20	19.0	95	71-129	
Carbon tetrachloride	ug/L	20	19.7	98	67-146	
Chlorobenzene	ug/L	20	19.8	99	80-120	
Chloroethane	ug/L	20	18.7	94	76-120	
Chloroform	ug/L	20	18.4	92	80-120	
Chloromethane	ug/L	20	18.8	94	34-165	
cis-1,2-Dichloroethene	ug/L	20	20.1	100	80-120	
cis-1,3-Dichloropropene	ug/L	20	20.5	102	80-120	
Dibromochloromethane	ug/L	20	19.1	96	80-126	
Ethylbenzene	ug/L	20	20.0	100	80-120	
Methylene chloride	ug/L	20	19.5	98	80-120	
Styrene	ug/L	20	19.8	99	80-123	
Tetrachloroethene	ug/L	20	18.6	93	80-123	
Toluene	ug/L	20	19.9	99	80-120	
trans-1,2-Dichloroethene	ug/L	20	18.8	94	80-120	
trans-1,3-Dichloropropene	ug/L	20	19.8	99	80-129	
Trichloroethene	ug/L	20	19.4	97	80-120	
Vinyl chloride	ug/L	20	18.8	94	62-125	
Xylene (Total)	ug/L	60	60.2	100	80-120	
1,2-Dichloroethane-d4 (S)	%			99	80-120	
4-Bromofluorobenzene (S)	%			98	80-120	
Toluene-d8 (S)	%			98	80-120	

Results presented on this page are in the units indicated by the "Units" column except where an alternate unit is presented to the right of the result.

REPORT OF LABORATORY ANALYSIS

This report shall not be reproduced, except in full,
without the written consent of Pace Analytical Services, Inc..

Pace Analytical Services, Inc.
9608 Loiret Blvd.
Lenexa, KS 66219
(913)599-5665

QUALIFIERS

Project: FORT SMITH, AR
Pace Project No.: 60198943

DEFINITIONS

DF - Dilution Factor, if reported, represents the factor applied to the reported data due to dilution of the sample aliquot.

ND - Not Detected at or above adjusted reporting limit.

J - Estimated concentration above the adjusted method detection limit and below the adjusted reporting limit.

MDL - Adjusted Method Detection Limit.

PQL - Practical Quantitation Limit.

RL - Reporting Limit.

S - Surrogate

1,2-Diphenylhydrazine decomposes to and cannot be separated from Azobenzene using Method 8270. The result for each analyte is a combined concentration.

Consistent with EPA guidelines, unrounded data are displayed and have been used to calculate % recovery and RPD values.

LCS(D) - Laboratory Control Sample (Duplicate)

MS(D) - Matrix Spike (Duplicate)

DUP - Sample Duplicate

RPD - Relative Percent Difference

NC - Not Calculable.

SG - Silica Gel - Clean-Up

U - Indicates the compound was analyzed for, but not detected.

N-Nitrosodiphenylamine decomposes and cannot be separated from Diphenylamine using Method 8270. The result reported for each analyte is a combined concentration.

Pace Analytical is TNI accredited. Contact your Pace PM for the current list of accredited analytes.

TNI - The NELAC Institute.

BATCH QUALIFIERS

Batch: MSV/70773

[M5] A matrix spike/matrix spike duplicate was not performed for this batch due to insufficient sample volume.

This report shall not be reproduced, except in full,
without the written consent of Pace Analytical Services, Inc..

Pace Analytical Services, Inc.
9608 Loiret Blvd.
Lenexa, KS 66219
(913)599-5665

QUALITY CONTROL DATA CROSS REFERENCE TABLE

Project: FORT SMITH, AR
Pace Project No.: 60198943

Lab ID	Sample ID	QC Batch Method	QC Batch	Analytical Method	Analytical Batch
60198943001	**MW-175-201507**	EPA 5030B/8260	MSV/70773		

This report shall not be reproduced, except in full,
without the written consent of Pace Analytical Services, Inc..

Pace Analytical
www.pacelabs.com

Sample Condition Upon Receipt

WO#: 60198943

60198943

Client Name: Environ

Optional
Proj Due Date:
Proj Name:

Courier: FedEx ☑ UPS ☐ VIA ☐ Clay ☐ PEX ☐ ECI ☐ Pace ☐ Other ☐ Client ☐

Tracking #: 6135281 7290 Pace Shipping Label Used? Yes ☐ No ☑

Custody Seal on Cooler/Box Present: Yes ☑ No ☐ Seals intact: Yes ☐ No ☐

Packing Material: Bubble Wrap ☐ Bubble Bags ☐ Foam ☐ None ☐ Other ☐

Thermometer Used: CF +1.4 T-239 / CF -0.5 T-262 **Type of Ice:** (Wet) Blue None ☐ Samples received on ice, cooling process has begun.
(circle one)

Cooler Temperature: 3.8

Date and initials of person examining contents: PV 7/22/15

Temperature should be above freezing to 6°C

Chain of Custody present:	☑Yes ☐No ☐N/A	1.
Chain of Custody filled out:	☑Yes ☐No ☐N/A	2.
Chain of Custody relinquished:	☑Yes ☐No ☐N/A	3.
Sampler name & signature on COC:	☑Yes ☐No ☐N/A	4.
Samples arrived within holding time:	☑Yes ☐No ☐N/A	5.
Short Hold Time analyses (<72hr):	☐Yes ☑No ☐N/A	6.
Rush Turn Around Time requested:	☐Yes ☑No ☐N/A	7.
Sufficient volume:	☑Yes ☐No ☐N/A	8.
Correct containers used:	☑Yes ☐No ☐N/A	
Pace containers used:	☑Yes ☐No ☐N/A	9.
Containers intact:	☑Yes ☐No ☐N/A	10.
Unpreserved 5035A soils frozen w/in 48hrs?	☐Yes ☐No ☑N/A	11.
Filtered volume received for dissolved tests?	☐Yes ☐No ☑N/A	12.
Sample labels match COC:	☑Yes ☐No ☐N/A	
Includes date/time/ID/analyses Matrix: WT		13.
All containers needing preservation have been checked.	☐Yes ☐No ☑N/A	
All containers needing preservation are found to be in compliance with EPA recommendation.	☐Yes ☐No ☑N/A	14.
Exceptions: VOA, Coliform, O&G, WI-DRO (water)	☑Yes ☐No	Initial when completed / Lot # of added preservative
Trip Blank present:	☐Yes ☑No ☐N/A	
Pace Trip Blank lot # (if purchased):		15.
Headspace in VOA vials (>6mm):	☐Yes ☑No ☐N/A	16.
Project sampled in USDA Regulated Area:	☐Yes ☐No ☑N/A	17. List State:
Additional labels attached to 5035A vials in the field?	☐Yes ☐No ☑N/A	18.

Client Notification/ Resolution: Copy COC to Client? Y / N Field Data Required? Y / N

Person Contacted: _____ Date/Time: _____

Comments/ Resolution: _____

Project Manager Review: _____ Date: _____

Pace Analytical
www.pacelabs.com
Microseeps

220 William Pitt Way
Pittsburgh, PA 15238
412-826-5245

CHAIN-OF-CUSTODY / Analytical Request Document

The Chain-of-Custody is a LEGAL DOCUMENT. All relevant fields must be completed accurately.

Page: 1 of 1

003654

Section A Required Client Information:

Company: Environ
Address: 7500 College Blvd; Ste. 925 Overland Park KS 66210
Email To: wstonestreet@environcorp.com
Phone: 913.553.5926 Fax:
Requested Due Date/TAT:

Section B Required Project Information:

Report To: Wendy Stonestreet
Copy To: Tammy Gleason
Purchase Order No.: NA
Project Name: Fort Smith, AR
Project Number:

Section C Invoice Information:

Attention: Tammy Gleason
Company Name: Environ
Address: 250 Monroe Ave. NW Grand Rapids Michigan, 49503
Pace Quote Reference:
Pace Project Manager: Colleen Clyne
Pace Profile #: 7444, line 1

REGULATORY AGENCY

NPDES GROUND WATER DRINKING WATER
UST RCRA X OTHER ADEQ

Site Location STATE: AR

Section D Required Client Information

SAMPLE ID
(A-Z, 0-9 / ,-)
Sample IDs MUST BE UNIQUE

Matrix Codes MATRIX / CODE

Drinking Water	DW
Water	WT
Waste Water	WW
Product	P
Soil/Solid	SL
Oil	OL
Wipe	WP
Air	AR
Tissue	TS
Other	OT

ITEM #	SAMPLE ID	MATRIX CODE (see valid codes to left)	SAMPLE TYPE (G=GRAB C=COMP)	COLLECTED COMPOSITE START DATE	COLLECTED COMPOSITE START TIME	COLLECTED COMPOSITE END/GRAB DATE	COLLECTED COMPOSITE END/GRAB TIME	SAMPLE TEMP AT COLLECTION	# OF CONTAINERS	Preservatives: Unpreserved	H_2SO_4	HNO_3	HCl	TSP	BAK	Zinc Acetate & NaOH	Other	Requested Analysis Filtered (Y/N) Y/N	Analysis Test: 8260 VOCs	Residual Chlorine (Y/N)	Pace Project No./ Lab I.D.
1	MW-175-201507	W	G			7/21/15	15:20		3				X					X			30698H
2																					
3																					
4																					
5																					
6																					
7																					
8																					
9																					
10																					
11																					
12																					

ADDITIONAL COMMENTS	RELINQUISHED BY / AFFILIATION	DATE	TIME	ACCEPTED BY / AFFILIATION	DATE	TIME	SAMPLE CONDITIONS			
	Lucy Cross / Ramboll Environ	7/21/15	18:00		7/22/15	0855	3-8	X	X	X

ORIGINAL

SAMPLER NAME AND SIGNATURE

PRINT Name of SAMPLER: Lucy Cross
SIGNATURE of SAMPLER: Lucy Cross
DATE Signed (MM/DD/YY): 07/21/15

Temp in °C | Received on Ice (Y/N) | Custody Sealed Cooler (Y/N) | Samples Intact (Y/N)

*Important Note: By signing this form you are accepting Pace's NET 30 day payment terms and agreeing to late charges of 1.5% per month for any invoices not paid within 30 days.

F-ALL-Q-020rev.07, 15-May-2007

Pace Analytical Services, Inc.
9608 Loiret Blvd.
Lenexa, KS 66219
(913)599-5665

August 06, 2015

Wendy Stonestreet
Environ International Corporation
7500 College Blvd Ste 925
Overland Park, KS 66210

RE: Project: FORT SMITH, AR
Pace Project No.: 60199011

Dear Wendy Stonestreet:
Enclosed are the analytical results for sample(s) received by the laboratory on July 23, 2015. The results relate only to the samples included in this report. Results reported herein conform to the most current TNI standards and the laboratory's Quality Assurance Manual, where applicable, unless otherwise noted in the body of the report.

If you have any questions concerning this report, please feel free to contact me.

Sincerely,

Colleen Clyne
colleen.clyne@pacelabs.com
Project Manager

Enclosures

cc: Tamara Gleason, ENVIRON International Corporation

This report shall not be reproduced, except in full,
without the written consent of Pace Analytical Services, Inc..

Pace Analytical Services, Inc.
9608 Loiret Blvd.
Lenexa, KS 66219
(913)599-5665

CERTIFICATIONS

Project: FORT SMITH, AR
Pace Project No.: 60199011

Kansas Certification IDs
9608 Loiret Boulevard, Lenexa, KS 66219
WY STR Certification #: 2456.01
Arkansas Certification #: 13-012-0
Illinois Certification #: 003097
Iowa Certification #: 118
Kansas/NELAP Certification #: E-10116
Louisiana Certification #: 03055
Nevada Certification #: KS000212008A
Oklahoma Certification #: 9205/9935
Texas Certification #: T104704407
Utah Certification #: KS00021

Dallas Certification IDs:
400 West Bethany Dr Suite 190, Allen, TX 75013
EPA# TX00074
Texas Certification #: T104704232-14-8
Kansas Certification #: E-10388
Arkansas Certification #: 88-0647
Oklahoma Certification #: 2014-055
Louisiana Certification #: 02007

This report shall not be reproduced, except in full,
without the written consent of Pace Analytical Services, Inc..

Pace Analytical Services, Inc.
9608 Loiret Blvd.
Lenexa, KS 66219
(913)599-5665

SAMPLE SUMMARY

Project: FORT SMITH, AR
Pace Project No.: 60199011

Lab ID	Sample ID	Matrix	Date Collected	Date Received
60199011001	MW-33R-201507	Water	07/22/15 09:00	07/23/15 02:49
60199011002	DUP-04-201507	Water	07/22/15 09:00	07/23/15 02:49
60199011003	ITMW-11-201507	Water	07/22/15 15:30	07/23/15 02:49
60199011004	ITMW-17-201507	Water	07/22/15 16:20	07/23/15 02:49
60199011005	MW-26-201507	Water	07/22/15 15:20	07/23/15 02:49
60199011006	TB-08-201507	Water	07/22/15 08:00	07/23/15 02:49
60199011007	MW-28-201507	Water	07/22/15 10:50	07/23/15 02:49
60199011008	MW-27-201507	Water	07/22/15 13:25	07/23/15 02:49
60199011009	ITMW-15-201507	Water	07/22/15 13:30	07/23/15 02:49
60199011010	ITMW-1-201507	Water	07/22/15 10:35	07/23/15 02:49
60199011011	TB-09-201507	Water	07/22/15 08:00	07/23/15 02:49
60199011012	ITMW-2-201507	Water	07/22/15 08:50	07/23/15 02:49
60199011013	ITMW-14-201507	Water	07/22/15 11:05	07/23/15 02:49
60199011014	ITMW-7-201507	Water	07/22/15 11:20	07/23/15 02:49
60199011015	MW-22-201507	Water	07/22/15 08:36	07/23/15 02:49
60199011016	TB-10-201507	Water	07/22/15 08:00	07/23/15 02:49
60199011017	ITMW-16-201507	Water	07/22/15 08:00	07/23/15 02:49
60199011018	ITMW-21-201507	Water	07/22/15 11:20	07/23/15 02:49
60199011019	ITMW-6-201507	Water	07/22/15 16:50	07/23/15 02:49
60199011020	TB-11-201507	Water	07/22/15 08:00	07/23/15 02:49
60199011021	MW-29-201507	Water	07/22/15 13:50	07/23/15 02:49
60199011022	ITMW-13-201507	Water	07/22/15 14:00	07/23/15 02:49
60199011023	DUP-02-201507	Water	07/22/15 14:00	07/23/15 02:49
60199011024	ITMW-10-201507	Water	07/22/15 16:30	07/23/15 02:49
60199011025	DUP-01-201507	Water	07/22/15 16:30	07/23/15 02:49
60199011026	ITMW-20-201507	Water	07/22/15 12:05	07/23/15 02:49
60199011027	ITMW-4-201507	Water	07/22/15 14:30	07/23/15 02:49
60199011028	TB-12-201507	Water	07/22/15 08:00	07/23/15 02:49
60199011029	TB-13-201507	Water	07/22/15 08:00	07/23/15 02:49

This report shall not be reproduced, except in full,
without the written consent of Pace Analytical Services, Inc..

Pace Analytical Services, Inc.
9608 Loiret Blvd.
Lenexa, KS 66219
(913)599-5665

SAMPLE ANALYTE COUNT

Project: FORT SMITH, AR
Pace Project No.: 60199011

Lab ID	Sample ID	Method	Analysts	Analytes Reported	Laboratory
60199011001	**MW-33R-201507**	EPA 8015 - Alcohol	MS1	1	PASI-D
		EPA 6010	SMW	2	PASI-K
		EPA 5030B/8260	PGH	38	PASI-K
		SM 2320B	LDB	3	PASI-K
		SM 3500-Fe B#4	TJG	1	PASI-K
		SM 4500-H+B	TJG	1	PASI-K
		SM 4500-S-2 D	LDB	1	PASI-K
		EPA 300.0	AJM	2	PASI-K
		EPA 350.1	RAB	1	PASI-K
		EPA 353.2	RAB	3	PASI-K
		SM 4500-CO2 D	JMC1	1	PASI-K
		SM 5310C	CRT	1	PASI-K
		SM 4500-P E	BAF	1	PASI-D
60199011002	**DUP-04-201507**	EPA 5030B/8260	PGH	38	PASI-K
60199011003	**ITMW-11-201507**	EPA 8015 - Alcohol	MS1	1	PASI-D
		EPA 6010	SMW	2	PASI-K
		EPA 5030B/8260	PGH	38	PASI-K
		SM 2320B	LDB	3	PASI-K
		SM 3500-Fe B#4	TJG	1	PASI-K
		SM 4500-H+B	TJG	1	PASI-K
		SM 4500-S-2 D	LDB	1	PASI-K
		EPA 300.0	AJM	2	PASI-K
		EPA 350.1	RAB	1	PASI-K
		EPA 353.2	RAB	3	PASI-K
		SM 4500-CO2 D	JMC1	1	PASI-K
		SM 5310C	CRT	1	PASI-K
		SM 4500-P E	BAF	1	PASI-D
60199011004	**ITMW-17-201507**	EPA 8015 - Alcohol	MS1	1	PASI-D
		EPA 6010	SMW	2	PASI-K
		EPA 5030B/8260	JTK, PGH	38	PASI-K
		SM 2320B	LDB	3	PASI-K
		SM 3500-Fe B#4	TJG	1	PASI-K
		SM 4500-H+B	TJG	1	PASI-K
		SM 4500-S-2 D	LDB	1	PASI-K
		EPA 300.0	AJM	2	PASI-K
		EPA 350.1	RAB	1	PASI-K
		EPA 353.2	RAB	3	PASI-K

This report shall not be reproduced, except in full,
without the written consent of Pace Analytical Services, Inc..

Pace Analytical Services, Inc.
9608 Loiret Blvd.
Lenexa, KS 66219
(913)599-5665

SAMPLE ANALYTE COUNT

Project: FORT SMITH, AR
Pace Project No.: 60199011

Lab ID	Sample ID	Method	Analysts	Analytes Reported	Laboratory
		SM 4500-CO2 D	JMC1	1	PASI-K
		SM 5310C	CRT	1	PASI-K
		SM 4500-P E	BAF	1	PASI-D
60199011005	**MW-26-201507**	EPA 8015 - Alcohol	MS1	1	PASI-D
		EPA 6010	SMW	2	PASI-K
		EPA 5030B/8260	PGH	38	PASI-K
		SM 2320B	LDB	3	PASI-K
		SM 3500-Fe B#4	TJG	1	PASI-K
		SM 4500-H+B	TJG	1	PASI-K
		SM 4500-S-2 D	LDB	1	PASI-K
		EPA 300.0	AJM	2	PASI-K
		EPA 350.1	RAB	1	PASI-K
		EPA 353.2	RAB	3	PASI-K
		SM 4500-CO2 D	JMC1	1	PASI-K
		SM 5310C	CRT	1	PASI-K
		SM 4500-P E	BAF	1	PASI-D
60199011006	**TB-08-201507**	EPA 5030B/8260	PGH	38	PASI-K
60199011007	**MW-28-201507**	EPA 8015 - Alcohol	MS1	1	PASI-D
		EPA 6010	SMW	2	PASI-K
		EPA 5030B/8260	PGH	38	PASI-K
		SM 2320B	LDB	3	PASI-K
		SM 3500-Fe B#4	TJG	1	PASI-K
		SM 4500-H+B	TJG	1	PASI-K
		SM 4500-S-2 D	LDB	1	PASI-K
		EPA 300.0	AJM	2	PASI-K
		EPA 350.1	RAB	1	PASI-K
		EPA 353.2	RAB	3	PASI-K
		SM 4500-CO2 D	JMC1	1	PASI-K
		SM 5310C	CRT	1	PASI-K
		SM 4500-P E	BAF	1	PASI-D
60199011008	**MW-27-201507**	EPA 8015 - Alcohol	MS1	1	PASI-D
		EPA 6010	SMW	2	PASI-K
		EPA 5030B/8260	PGH	38	PASI-K
		SM 2320B	LDB	3	PASI-K
		SM 3500-Fe B#4	TJG	1	PASI-K
		SM 4500-H+B	TJG	1	PASI-K
		SM 4500-S-2 D	LDB	1	PASI-K

This report shall not be reproduced, except in full,
without the written consent of Pace Analytical Services, Inc..

Pace Analytical Services, Inc.
9608 Loiret Blvd.
Lenexa, KS 66219
(913)599-5665

SAMPLE ANALYTE COUNT

Project: FORT SMITH, AR
Pace Project No.: 60199011

Lab ID	Sample ID	Method	Analysts	Analytes Reported	Laboratory
		EPA 300.0	AJM	2	PASI-K
		EPA 350.1	RAB	1	PASI-K
		EPA 353.2	RAB	3	PASI-K
		SM 4500-CO2 D	JMC1	1	PASI-K
		SM 5310C	CRT	1	PASI-K
		SM 4500-P E	BAF	1	PASI-D
60199011009	**ITMW-15-201507**	EPA 8015 - Alcohol	MS1	1	PASI-D
		EPA 6010	SMW	2	PASI-K
		EPA 5030B/8260	PGH	38	PASI-K
		SM 2320B	LDB	3	PASI-K
		SM 3500-Fe B#4	TJG	1	PASI-K
		SM 4500-H+B	TJG	1	PASI-K
		SM 4500-S-2 D	LDB	1	PASI-K
		EPA 300.0	AJM	2	PASI-K
		EPA 350.1	RAB	1	PASI-K
		EPA 353.2	RAB	3	PASI-K
		SM 4500-CO2 D	JMC1	1	PASI-K
		SM 5310C	CRT	1	PASI-K
		SM 4500-P E	BAF	1	PASI-D
60199011010	**ITMW-1-201507**	EPA 8015 - Alcohol	MS1	1	PASI-D
		EPA 6010	SMW	2	PASI-K
		EPA 5030B/8260	PGH	38	PASI-K
		SM 2320B	LDB	3	PASI-K
		SM 3500-Fe B#4	TJG	1	PASI-K
		SM 4500-H+B	TJG	1	PASI-K
		SM 4500-S-2 D	LDB	1	PASI-K
		EPA 300.0	AJM	2	PASI-K
		EPA 350.1	RAB	1	PASI-K
		EPA 353.2	RAB	3	PASI-K
		SM 4500-CO2 D	JMC1	1	PASI-K
		SM 5310C	CRT	1	PASI-K
		SM 4500-P E	BAF	1	PASI-D
60199011011	**TB-09-201507**	EPA 5030B/8260	PGH	38	PASI-K
60199011012	**ITMW-2-201507**	EPA 8015 - Alcohol	MS1	1	PASI-D
		EPA 6010	SMW	2	PASI-K
		EPA 5030B/8260	PGH	38	PASI-K
		SM 2320B	LDB	3	PASI-K

This report shall not be reproduced, except in full,
without the written consent of Pace Analytical Services, Inc..

Pace Analytical Services, Inc.
9608 Loiret Blvd.
Lenexa, KS 66219
(913)599-5665

SAMPLE ANALYTE COUNT

Project: FORT SMITH, AR
Pace Project No.: 60199011

Lab ID	Sample ID	Method	Analysts	Analytes Reported	Laboratory
		SM 3500-Fe B#4	TJG	1	PASI-K
		SM 4500-H+B	TJG	1	PASI-K
		SM 4500-S-2 D	LDB	1	PASI-K
		EPA 300.0	AJM	2	PASI-K
		EPA 350.1	RAB	1	PASI-K
		EPA 353.2	RAB	3	PASI-K
		SM 4500-CO2 D	JMC1	1	PASI-K
		SM 5310C	CRT	1	PASI-K
		SM 4500-P E	BAF	1	PASI-D
60199011013	**ITMW-14-201507**	EPA 8015 - Alcohol	MS1	1	PASI-D
		EPA 6010	SMW	2	PASI-K
		EPA 5030B/8260	PGH	38	PASI-K
		SM 2320B	LDB	3	PASI-K
		SM 3500-Fe B#4	TJG	1	PASI-K
		SM 4500-H+B	TJG	1	PASI-K
		SM 4500-S-2 D	LDB	1	PASI-K
		EPA 300.0	AJM	2	PASI-K
		EPA 350.1	RAB	1	PASI-K
		EPA 353.2	RAB	3	PASI-K
		SM 4500-CO2 D	JMC1	1	PASI-K
		SM 5310C	CRT	1	PASI-K
		SM 4500-P E	BAF	1	PASI-D
60199011014	**ITMW-7-201507**	EPA 8015 - Alcohol	MS1	1	PASI-D
		EPA 6010	SMW	2	PASI-K
		EPA 5030B/8260	PGH	38	PASI-K
		SM 2320B	LDB	3	PASI-K
		SM 3500-Fe B#4	TJG	1	PASI-K
		SM 4500-H+B	TJG	1	PASI-K
		SM 4500-S-2 D	LDB	1	PASI-K
		EPA 300.0	AJM	2	PASI-K
		EPA 350.1	RAB	1	PASI-K
		EPA 353.2	RAB	3	PASI-K
		SM 4500-CO2 D	JMC1	1	PASI-K
		SM 5310C	CRT	1	PASI-K
		SM 4500-P E	BAF	1	PASI-D
60199011015	**MW-22-201507**	EPA 8015 - Alcohol	MS1	1	PASI-D
		EPA 6010	SMW	2	PASI-K

This report shall not be reproduced, except in full,
without the written consent of Pace Analytical Services, Inc..

Pace Analytical Services, Inc.
9608 Loiret Blvd.
Lenexa, KS 66219
(913)599-5665

SAMPLE ANALYTE COUNT

Project: FORT SMITH, AR
Pace Project No.: 60199011

Lab ID	Sample ID	Method	Analysts	Analytes Reported	Laboratory
		EPA 5030B/8260	PGH	38	PASI-K
		SM 2320B	LDB	3	PASI-K
		SM 3500-Fe B#4	TJG	1	PASI-K
		SM 4500-H+B	TJG	1	PASI-K
		SM 4500-S-2 D	LDB	1	PASI-K
		EPA 300.0	AJM	2	PASI-K
		EPA 350.1	RAB	1	PASI-K
		EPA 353.2	RAB	3	PASI-K
		SM 4500-CO2 D	JMC1	1	PASI-K
		SM 5310C	CRT	1	PASI-K
		SM 4500-P E	BAF	1	PASI-D
60199011016	**TB-10-201507**	EPA 5030B/8260	PGH	38	PASI-K
60199011017	**ITMW-16-201507**	EPA 8015 - Alcohol	MS1	1	PASI-D
		EPA 6010	SMW	2	PASI-K
		EPA 5030B/8260	PGH	38	PASI-K
		SM 2320B	LDB	3	PASI-K
		SM 3500-Fe B#4	TJG	1	PASI-K
		SM 4500-H+B	TJG	1	PASI-K
		SM 4500-S-2 D	LDB	1	PASI-K
		EPA 300.0	AJM	2	PASI-K
		EPA 350.1	RAB	1	PASI-K
		EPA 353.2	RAB	3	PASI-K
		SM 4500-CO2 D	JMC1	1	PASI-K
		SM 5310C	CRT	1	PASI-K
		SM 4500-P E	BAF	1	PASI-D
60199011018	**ITMW-21-201507**	EPA 8015 - Alcohol	MS1	1	PASI-D
		EPA 6010	SMW	2	PASI-K
		EPA 5030B/8260	PGH	38	PASI-K
		SM 2320B	LDB	3	PASI-K
		SM 3500-Fe B#4	TJG	1	PASI-K
		SM 4500-H+B	TJG	1	PASI-K
		SM 4500-S-2 D	LDB	1	PASI-K
		EPA 300.0	AJM	2	PASI-K
		EPA 350.1	RAB	1	PASI-K
		EPA 353.2	RAB	3	PASI-K
		SM 4500-CO2 D	JMC1	1	PASI-K
		SM 5310C	CRT	1	PASI-K

This report shall not be reproduced, except in full,
without the written consent of Pace Analytical Services, Inc..

Pace Analytical Services, Inc.
9608 Loiret Blvd.
Lenexa, KS 66219
(913)599-5665

SAMPLE ANALYTE COUNT

Project: FORT SMITH, AR
Pace Project No.: 60199011

Lab ID	Sample ID	Method	Analysts	Analytes Reported	Laboratory
		SM 4500-P E	BAF	1	PASI-D
60199011019	**ITMW-6-201507**	EPA 8015 - Alcohol	MS1	1	PASI-D
		EPA 6010	SMW	2	PASI-K
		EPA 5030B/8260	PGH	38	PASI-K
		SM 2320B	LDB	3	PASI-K
		SM 3500-Fe B#4	TJG	1	PASI-K
		SM 4500-H+B	TJG	1	PASI-K
		SM 4500-S-2 D	LDB	1	PASI-K
		EPA 300.0	AJM	2	PASI-K
		EPA 350.1	RAB	1	PASI-K
		EPA 353.2	RAB	3	PASI-K
		SM 4500-CO2 D	JMC1	1	PASI-K
		SM 5310C	CRT	1	PASI-K
		SM 4500-P E	BAF	1	PASI-D
60199011020	**TB-11-201507**	EPA 5030B/8260	PGH	38	PASI-K
60199011021	**MW-29-201507**	EPA 8015 - Alcohol	MS1	1	PASI-D
		EPA 6010	SMW	2	PASI-K
		EPA 5030B/8260	PGH	38	PASI-K
		SM 2320B	LDB	3	PASI-K
		SM 3500-Fe B#4	TJG	1	PASI-K
		SM 4500-H+B	TJG	1	PASI-K
		SM 4500-S-2 D	LDB	1	PASI-K
		EPA 300.0	AJM	2	PASI-K
		EPA 350.1	RAB	1	PASI-K
		EPA 353.2	RAB	3	PASI-K
		SM 4500-CO2 D	JMC1	1	PASI-K
		SM 5310C	CRT	1	PASI-K
		SM 4500-P E	BAF	1	PASI-D
60199011022	**ITMW-13-201507**	EPA 8015 - Alcohol	MS1	1	PASI-D
		EPA 6010	SMW	2	PASI-K
		EPA 5030B/8260	PGH	38	PASI-K
		SM 2320B	LDB	3	PASI-K
		SM 3500-Fe B#4	TJG	1	PASI-K
		SM 4500-H+B	TJG	1	PASI-K
		SM 4500-S-2 D	LDB	1	PASI-K
		EPA 300.0	AJM	2	PASI-K
		EPA 350.1	RAB	1	PASI-K

This report shall not be reproduced, except in full,
without the written consent of Pace Analytical Services, Inc..

Pace Analytical Services, Inc.
9608 Loiret Blvd.
Lenexa, KS 66219
(913)599-5665

SAMPLE ANALYTE COUNT

Project: FORT SMITH, AR
Pace Project No.: 60199011

Lab ID	Sample ID	Method	Analysts	Analytes Reported	Laboratory
		EPA 353.2	RAB	3	PASI-K
		SM 4500-CO2 D	JMC1	1	PASI-K
		SM 5310C	CRT	1	PASI-K
		SM 4500-P E	BAF	1	PASI-D
60199011023	**DUP-02-201507**	EPA 5030B/8260	PGH	38	PASI-K
60199011024	**ITMW-10-201507**	EPA 8015 - Alcohol	MS1	1	PASI-D
		EPA 6010	SMW	2	PASI-K
		EPA 5030B/8260	PGH	38	PASI-K
		SM 2320B	LDB	3	PASI-K
		SM 3500-Fe B#4	TJG	1	PASI-K
		SM 4500-H+B	TJG	1	PASI-K
		SM 4500-S-2 D	LDB	1	PASI-K
		EPA 300.0	AJM	2	PASI-K
		EPA 350.1	RAB	1	PASI-K
		EPA 353.2	RAB	3	PASI-K
		SM 4500-CO2 D	JMC1	1	PASI-K
		SM 5310C	CRT	1	PASI-K
		SM 4500-P E	BAF	1	PASI-D
60199011025	**DUP-01-201507**	EPA 5030B/8260	PGH	38	PASI-K
60199011026	**ITMW-20-201507**	EPA 8015 - Alcohol	MS1	1	PASI-D
		EPA 6010	SMW	2	PASI-K
		EPA 5030B/8260	PGH	38	PASI-K
		SM 2320B	LDB	3	PASI-K
		SM 3500-Fe B#4	TJG	1	PASI-K
		SM 4500-H+B	TJG	1	PASI-K
		SM 4500-S-2 D	LDB	1	PASI-K
		EPA 300.0	AJM	2	PASI-K
		EPA 350.1	RAB	1	PASI-K
		EPA 353.2	RAB	3	PASI-K
		SM 4500-CO2 D	JMC1	1	PASI-K
		SM 5310C	CRT	1	PASI-K
		SM 4500-P E	BAF	1	PASI-D
60199011027	**ITMW-4-201507**	EPA 8015 - Alcohol	MS1	1	PASI-D
		EPA 6010	SMW	2	PASI-K
		EPA 5030B/8260	PGH	38	PASI-K
		SM 2320B	LDB	3	PASI-K
		SM 3500-Fe B#4	TJG	1	PASI-K

This report shall not be reproduced, except in full,
without the written consent of Pace Analytical Services, Inc..

Pace Analytical Services, Inc.
9608 Loiret Blvd.
Lenexa, KS 66219
(913)599-5665

SAMPLE ANALYTE COUNT

Project: FORT SMITH, AR
Pace Project No.: 60199011

Lab ID	Sample ID	Method	Analysts	Analytes Reported	Laboratory
		SM 4500-H+B	TJG	1	PASI-K
		SM 4500-S-2 D	LDB	1	PASI-K
		EPA 300.0	AJM	2	PASI-K
		EPA 350.1	RAB	1	PASI-K
		EPA 353.2	RAB	3	PASI-K
		SM 4500-CO2 D	JMC1	1	PASI-K
		SM 5310C	CRT	1	PASI-K
		SM 4500-P E	BAF	1	PASI-D
60199011028	**TB-12-201507**	EPA 5030B/8260	PGH	38	PASI-K
60199011029	**TB-13-201507**	EPA 5030B/8260	PGH	38	PASI-K

This report shall not be reproduced, except in full,
without the written consent of Pace Analytical Services, Inc..

Pace Analytical Services, Inc.
9608 Loiret Blvd.
Lenexa, KS 66219
(913)599-5665

PROJECT NARRATIVE

Project: FORT SMITH, AR
Pace Project No.: 60199011

Method: **EPA 8015 - Alcohol**
Description: Alcohol by Direct Inject GCFID
Client: Environ_AR
Date: August 06, 2015

General Information:
20 samples were analyzed for EPA 8015 - Alcohol. All samples were received in acceptable condition with any exceptions noted below or on the chain-of custody and/or the sample condition upon receipt form (SCUR) attached at the end of this report.

Hold Time:
The samples were analyzed within the method required hold times with any exceptions noted below.

Initial Calibrations (including MS Tune as applicable):
All criteria were within method requirements with any exceptions noted below.

Continuing Calibration:
All criteria were within method requirements with any exceptions noted below.

Surrogates:
All surrogates were within QC limits with any exceptions noted below.

Method Blank:
All analytes were below the report limit in the method blank, where applicable, with any exceptions noted below.

Laboratory Control Spike:
All laboratory control spike compounds were within QC limits with any exceptions noted below.

Matrix Spikes:
All percent recoveries and relative percent differences (RPDs) were within acceptance criteria with any exceptions noted below.

Additional Comments:

This report shall not be reproduced, except in full,
without the written consent of Pace Analytical Services, Inc..

Pace Analytical Services, Inc.
9608 Loiret Blvd.
Lenexa, KS 66219
(913)599-5665

PROJECT NARRATIVE

Project: FORT SMITH, AR
Pace Project No.: 60199011

Method: **EPA 6010**
Description: 6010 MET ICP
Client: Environ_AR
Date: August 06, 2015

General Information:
20 samples were analyzed for EPA 6010. All samples were received in acceptable condition with any exceptions noted below or on the chain-of custody and/or the sample condition upon receipt form (SCUR) attached at the end of this report.

Hold Time:
The samples were analyzed within the method required hold times with any exceptions noted below.

Sample Preparation:
The samples were prepared in accordance with EPA 3010 with any exceptions noted below.

Initial Calibrations (including MS Tune as applicable):
All criteria were within method requirements with any exceptions noted below.

Continuing Calibration:
All criteria were within method requirements with any exceptions noted below.

Method Blank:
All analytes were below the report limit in the method blank, where applicable, with any exceptions noted below.

Laboratory Control Spike:
All laboratory control spike compounds were within QC limits with any exceptions noted below.

Matrix Spikes:
All percent recoveries and relative percent differences (RPDs) were within acceptance criteria with any exceptions noted below.

Additional Comments:

This report shall not be reproduced, except in full,
without the written consent of Pace Analytical Services, Inc..

Pace Analytical Services, Inc.
9608 Loiret Blvd.
Lenexa, KS 66219
(913)599-5665

PROJECT NARRATIVE

Project: FORT SMITH, AR
Pace Project No.: 60199011

Method: **EPA 5030B/8260**
Description: 8260 MSV
Client: Environ_AR
Date: August 06, 2015

General Information:
29 samples were analyzed for EPA 5030B/8260. All samples were received in acceptable condition with any exceptions noted below or on the chain-of custody and/or the sample condition upon receipt form (SCUR) attached at the end of this report.

Hold Time:
The samples were analyzed within the method required hold times with any exceptions noted below.

Initial Calibrations (including MS Tune as applicable):
All criteria were within method requirements with any exceptions noted below.

Continuing Calibration:
All criteria were within method requirements with any exceptions noted below.

Internal Standards:
All internal standards were within QC limits with any exceptions noted below.

Surrogates:
All surrogates were within QC limits with any exceptions noted below.

Method Blank:
All analytes were below the report limit in the method blank, where applicable, with any exceptions noted below.

QC Batch: MSV/70784

B: Analyte was detected in the associated method blank.
- BLANK for HBN 394118 [MSV/7078 (Lab ID: 1605723)
  - Acetone

QC Batch: MSV/70895

B: Analyte was detected in the associated method blank.
- BLANK for HBN 394895 [MSV/7089 (Lab ID: 1608744)
  - Toluene

Laboratory Control Spike:
All laboratory control spike compounds were within QC limits with any exceptions noted below.

QC Batch: MSV/70784

L0: Analyte recovery in the laboratory control sample (LCS) was outside QC limits.
- LCS (Lab ID: 1605724)
  - Chloromethane

Matrix Spikes:
All percent recoveries and relative percent differences (RPDs) were within acceptance criteria with any exceptions noted below.

This report shall not be reproduced, except in full,
without the written consent of Pace Analytical Services, Inc..

Pace Analytical Services, Inc.
9608 Loiret Blvd.
Lenexa, KS 66219
(913)599-5665

PROJECT NARRATIVE

Project: FORT SMITH, AR
Pace Project No.: 60199011

Method: **EPA 5030B/8260**
Description: 8260 MSV
Client: Environ_AR
Date: August 06, 2015

QC Batch: MSV/70784

A matrix spike and/or matrix spike duplicate (MS/MSD) were performed on the following sample(s): 60199011007

M0: Matrix spike recovery and/or matrix spike duplicate recovery was outside laboratory control limits.

- MSD (Lab ID: 1605726)
  - Chloromethane

R1: RPD value was outside control limits.

- MSD (Lab ID: 1605726)
  - Chloromethane

QC Batch: MSV/70795

A matrix spike/matrix spike duplicate was not performed due to insufficient sample volume.

QC Batch: MSV/70805

A matrix spike/matrix spike duplicate was not performed due to insufficient sample volume.

QC Batch: MSV/70864

A matrix spike/matrix spike duplicate was not performed due to insufficient sample volume.

QC Batch: MSV/70895

A matrix spike/matrix spike duplicate was not performed due to insufficient sample volume.

Additional Comments:

This report shall not be reproduced, except in full,
without the written consent of Pace Analytical Services, Inc..

Pace Analytical Services, Inc.
9608 Loiret Blvd.
Lenexa, KS 66219
(913)599-5665

PROJECT NARRATIVE

Project: FORT SMITH, AR
Pace Project No.: 60199011

Method: **SM 2320B**
Description: 2320B Alkalinity
Client: Environ_AR
Date: August 06, 2015

General Information:
20 samples were analyzed for SM 2320B. All samples were received in acceptable condition with any exceptions noted below or on the chain-of custody and/or the sample condition upon receipt form (SCUR) attached at the end of this report.

Hold Time:
The samples were analyzed within the method required hold times with any exceptions noted below.

Method Blank:
All analytes were below the report limit in the method blank, where applicable, with any exceptions noted below.

Laboratory Control Spike:
All laboratory control spike compounds were within QC limits with any exceptions noted below.

Matrix Spikes:
All percent recoveries and relative percent differences (RPDs) were within acceptance criteria with any exceptions noted below.

Duplicate Sample:
All duplicate sample results were within method acceptance criteria with any exceptions noted below.

Additional Comments:

This report shall not be reproduced, except in full,
without the written consent of Pace Analytical Services, Inc..

Pace Analytical Services, Inc.
9608 Loiret Blvd.
Lenexa, KS 66219
(913)599-5665

PROJECT NARRATIVE

Project: FORT SMITH, AR
Pace Project No.: 60199011

Method: **SM 3500-Fe B#4**
Description: Iron, Ferric (Calculation)
Client: Environ_AR
Date: August 06, 2015

General Information:
20 samples were analyzed for SM 3500-Fe B#4. All samples were received in acceptable condition with any exceptions noted below or on the chain-of custody and/or the sample condition upon receipt form (SCUR) attached at the end of this report.

Hold Time:
The samples were analyzed within the method required hold times with any exceptions noted below.

Method Blank:
All analytes were below the report limit in the method blank, where applicable, with any exceptions noted below.

Laboratory Control Spike:
All laboratory control spike compounds were within QC limits with any exceptions noted below.

Matrix Spikes:
All percent recoveries and relative percent differences (RPDs) were within acceptance criteria with any exceptions noted below.

Additional Comments:

Batch Comments:

Ferrous Iron performed in the field
- QC Batch: WET / 56407

This report shall not be reproduced, except in full,
without the written consent of Pace Analytical Services, Inc..

Pace Analytical Services, Inc.
9608 Loiret Blvd.
Lenexa, KS 66219
(913)599-5665

PROJECT NARRATIVE

Project: FORT SMITH, AR
Pace Project No.: 60199011

Method: **SM 4500-H+B**
Description: 4500H+ pH, Electrometric
Client: Environ_AR
Date: August 06, 2015

General Information:
20 samples were analyzed for SM 4500-H+B. All samples were received in acceptable condition with any exceptions noted below or on the chain-of custody and/or the sample condition upon receipt form (SCUR) attached at the end of this report.

Hold Time:
The samples were analyzed within the method required hold times with any exceptions noted below.

H6: Analysis initiated outside of the 15 minute EPA recommended holding time.
- ITMW-1-201507 (Lab ID: 60199011010)
- ITMW-10-201507 (Lab ID: 60199011024)
- ITMW-11-201507 (Lab ID: 60199011003)
- ITMW-13-201507 (Lab ID: 60199011022)
- ITMW-14-201507 (Lab ID: 60199011013)
- ITMW-15-201507 (Lab ID: 60199011009)
- ITMW-16-201507 (Lab ID: 60199011017)
- ITMW-17-201507 (Lab ID: 60199011004)
- ITMW-2-201507 (Lab ID: 60199011012)
- ITMW-20-201507 (Lab ID: 60199011026)
- ITMW-21-201507 (Lab ID: 60199011018)
- ITMW-4-201507 (Lab ID: 60199011027)
- ITMW-6-201507 (Lab ID: 60199011019)
- ITMW-7-201507 (Lab ID: 60199011014)
- MW-22-201507 (Lab ID: 60199011015)
- MW-26-201507 (Lab ID: 60199011005)
- MW-27-201507 (Lab ID: 60199011008)
- MW-28-201507 (Lab ID: 60199011007)
- MW-29-201507 (Lab ID: 60199011021)
- MW-33R-201507 (Lab ID: 60199011001)

Method Blank:
All analytes were below the report limit in the method blank, where applicable, with any exceptions noted below.

Laboratory Control Spike:
All laboratory control spike compounds were within QC limits with any exceptions noted below.

Matrix Spikes:
All percent recoveries and relative percent differences (RPDs) were within acceptance criteria with any exceptions noted below.

Additional Comments:

Analyte Comments:

QC Batch: WET/56409

1e: Field pH
- ITMW-1-201507 (Lab ID: 60199011010)
  - pH at 25 Degrees C

This report shall not be reproduced, except in full,
without the written consent of Pace Analytical Services, Inc..

Pace Analytical Services, Inc.
9608 Loiret Blvd.
Lenexa, KS 66219
(913)599-5665

PROJECT NARRATIVE

Project: FORT SMITH, AR
Pace Project No.: 60199011

Method: **SM 4500-H+B**
Description: 4500H+ pH, Electrometric
Client: Environ_AR
Date: August 06, 2015

Analyte Comments:

QC Batch: WET/56409

1e: Field pH

- ITMW-10-201507 (Lab ID: 60199011024)
  - pH at 25 Degrees C
- ITMW-11-201507 (Lab ID: 60199011003)
  - pH at 25 Degrees C
- ITMW-13-201507 (Lab ID: 60199011022)
  - pH at 25 Degrees C
- ITMW-14-201507 (Lab ID: 60199011013)
  - pH at 25 Degrees C
- ITMW-15-201507 (Lab ID: 60199011009)
  - pH at 25 Degrees C
- ITMW-16-201507 (Lab ID: 60199011017)
  - pH at 25 Degrees C
- ITMW-17-201507 (Lab ID: 60199011004)
  - pH at 25 Degrees C
- ITMW-2-201507 (Lab ID: 60199011012)
  - pH at 25 Degrees C
- ITMW-20-201507 (Lab ID: 60199011026)
  - pH at 25 Degrees C
- ITMW-21-201507 (Lab ID: 60199011018)
  - pH at 25 Degrees C
- ITMW-4-201507 (Lab ID: 60199011027)
  - pH at 25 Degrees C
- ITMW-6-201507 (Lab ID: 60199011019)
  - pH at 25 Degrees C
- ITMW-7-201507 (Lab ID: 60199011014)
  - pH at 25 Degrees C
- MW-26-201507 (Lab ID: 60199011005)
  - pH at 25 Degrees C
- MW-27-201507 (Lab ID: 60199011008)
  - pH at 25 Degrees C
- MW-28-201507 (Lab ID: 60199011007)
  - pH at 25 Degrees C
- MW-29-201507 (Lab ID: 60199011021)
  - pH at 25 Degrees C
- MW-33R-201507 (Lab ID: 60199011001)
  - pH at 25 Degrees C

- MW-22-201507 (Lab ID: 60199011015)
  - pH at 25 Degrees C

This report shall not be reproduced, except in full,
without the written consent of Pace Analytical Services, Inc..

Pace Analytical Services, Inc.
9608 Loiret Blvd.
Lenexa, KS 66219
(913)599-5665

PROJECT NARRATIVE

Project: FORT SMITH, AR
Pace Project No.: 60199011

Method: **SM 4500-S-2 D**
Description: 4500S2D Sulfide, Total
Client: Environ_AR
Date: August 06, 2015

General Information:
20 samples were analyzed for SM 4500-S-2 D. All samples were received in acceptable condition with any exceptions noted below or on the chain-of custody and/or the sample condition upon receipt form (SCUR) attached at the end of this report.

Hold Time:
The samples were analyzed within the method required hold times with any exceptions noted below.

Method Blank:
All analytes were below the report limit in the method blank, where applicable, with any exceptions noted below.

Laboratory Control Spike:
All laboratory control spike compounds were within QC limits with any exceptions noted below.

Matrix Spikes:
All percent recoveries and relative percent differences (RPDs) were within acceptance criteria with any exceptions noted below.

QC Batch: WET/56143

A matrix spike and/or matrix spike duplicate (MS/MSD) were performed on the following sample(s): 60199032001

M1: Matrix spike recovery exceeded QC limits. Batch accepted based on laboratory control sample (LCS) recovery.

- MS (Lab ID: 1606216)
  - Sulfide, Total

QC Batch: WET/56146

A matrix spike and/or matrix spike duplicate (MS/MSD) were performed on the following sample(s): 60199011026

M1: Matrix spike recovery exceeded QC limits. Batch accepted based on laboratory control sample (LCS) recovery.

- MS (Lab ID: 1606236)
  - Sulfide, Total

Duplicate Sample:
All duplicate sample results were within method acceptance criteria with any exceptions noted below.

Additional Comments:

This report shall not be reproduced, except in full,
without the written consent of Pace Analytical Services, Inc..

Pace Analytical Services, Inc.
9608 Loiret Blvd.
Lenexa, KS 66219
(913)599-5665

PROJECT NARRATIVE

Project: FORT SMITH, AR
Pace Project No.: 60199011

Method: **EPA 300.0**
Description: 300.0 IC Anions 28 Days
Client: Environ_AR
Date: August 06, 2015

General Information:
20 samples were analyzed for EPA 300.0. All samples were received in acceptable condition with any exceptions noted below or on the chain-of custody and/or the sample condition upon receipt form (SCUR) attached at the end of this report.

Hold Time:
The samples were analyzed within the method required hold times with any exceptions noted below.

Initial Calibrations (including MS Tune as applicable):
All criteria were within method requirements with any exceptions noted below.

Continuing Calibration:
All criteria were within method requirements with any exceptions noted below.

Method Blank:
All analytes were below the report limit in the method blank, where applicable, with any exceptions noted below.

Laboratory Control Spike:
All laboratory control spike compounds were within QC limits with any exceptions noted below.

Matrix Spikes:
All percent recoveries and relative percent differences (RPDs) were within acceptance criteria with any exceptions noted below.

Additional Comments:

This report shall not be reproduced, except in full,
without the written consent of Pace Analytical Services, Inc..

Pace Analytical Services, Inc.
9608 Loiret Blvd.
Lenexa, KS 66219
(913)599-5665

PROJECT NARRATIVE

Project: FORT SMITH, AR
Pace Project No.: 60199011

Method: **EPA 350.1**
Description: 350.1 Ammonia
Client: Environ_AR
Date: August 06, 2015

General Information:
20 samples were analyzed for EPA 350.1. All samples were received in acceptable condition with any exceptions noted below or on the chain-of custody and/or the sample condition upon receipt form (SCUR) attached at the end of this report.

Hold Time:
The samples were analyzed within the method required hold times with any exceptions noted below.

Initial Calibrations (including MS Tune as applicable):
All criteria were within method requirements with any exceptions noted below.

Continuing Calibration:
All criteria were within method requirements with any exceptions noted below.

Method Blank:
All analytes were below the report limit in the method blank, where applicable, with any exceptions noted below.

Laboratory Control Spike:
All laboratory control spike compounds were within QC limits with any exceptions noted below.

Matrix Spikes:
All percent recoveries and relative percent differences (RPDs) were within acceptance criteria with any exceptions noted below.

QC Batch: WETA/35195

A matrix spike and/or matrix spike duplicate (MS/MSD) were performed on the following sample(s): 60199011007,60199011024

M1: Matrix spike recovery exceeded QC limits. Batch accepted based on laboratory control sample (LCS) recovery.

- MS (Lab ID: 1607463)
  - Nitrogen, Ammonia
- MS (Lab ID: 1607465)
  - Nitrogen, Ammonia

Duplicate Sample:
All duplicate sample results were within method acceptance criteria with any exceptions noted below.

Additional Comments:

This report shall not be reproduced, except in full,
without the written consent of Pace Analytical Services, Inc..

Pace Analytical Services, Inc.
9608 Loiret Blvd.
Lenexa, KS 66219
(913)599-5665

PROJECT NARRATIVE

Project: FORT SMITH, AR
Pace Project No.: 60199011

Method: **EPA 353.2**
Description: 353.2 Nitrogen, NO2/NO3 unpres
Client: Environ_AR
Date: August 06, 2015

General Information:
20 samples were analyzed for EPA 353.2. All samples were received in acceptable condition with any exceptions noted below or on the chain-of custody and/or the sample condition upon receipt form (SCUR) attached at the end of this report.

Hold Time:
The samples were analyzed within the method required hold times with any exceptions noted below.

Initial Calibrations (including MS Tune as applicable):
All criteria were within method requirements with any exceptions noted below.

Continuing Calibration:
All criteria were within method requirements with any exceptions noted below.

Method Blank:
All analytes were below the report limit in the method blank, where applicable, with any exceptions noted below.

Laboratory Control Spike:
All laboratory control spike compounds were within QC limits with any exceptions noted below.

Matrix Spikes:
All percent recoveries and relative percent differences (RPDs) were within acceptance criteria with any exceptions noted below.

QC Batch: WETA/35147

A matrix spike and/or matrix spike duplicate (MS/MSD) were performed on the following sample(s): 60199011007,60199011019

M1: Matrix spike recovery exceeded QC limits. Batch accepted based on laboratory control sample (LCS) recovery.

- MS (Lab ID: 1605528)
  - Nitrogen, NO2 plus NO3
- MS (Lab ID: 1605529)
  - Nitrogen, NO2 plus NO3
  - Nitrogen, Nitrate
  - Nitrogen, Nitrite

Duplicate Sample:
All duplicate sample results were within method acceptance criteria with any exceptions noted below.

Additional Comments:

This report shall not be reproduced, except in full,
without the written consent of Pace Analytical Services, Inc..

Pace Analytical Services, Inc.
9608 Loiret Blvd.
Lenexa, KS 66219
(913)599-5665

PROJECT NARRATIVE

Project: FORT SMITH, AR
Pace Project No.: 60199011

Method: **SM 4500-CO2 D**
Description: Total Carbon Dioxide Calc
Client: Environ_AR
Date: August 06, 2015

General Information:
20 samples were analyzed for SM 4500-CO2 D. All samples were received in acceptable condition with any exceptions noted below or on the chain-of custody and/or the sample condition upon receipt form (SCUR) attached at the end of this report.

Hold Time:
The samples were analyzed within the method required hold times with any exceptions noted below.

Initial Calibrations (including MS Tune as applicable):
All criteria were within method requirements with any exceptions noted below.

Continuing Calibration:
All criteria were within method requirements with any exceptions noted below.

Method Blank:
All analytes were below the report limit in the method blank, where applicable, with any exceptions noted below.

Laboratory Control Spike:
All laboratory control spike compounds were within QC limits with any exceptions noted below.

Matrix Spikes:
All percent recoveries and relative percent differences (RPDs) were within acceptance criteria with any exceptions noted below.

Additional Comments:

This report shall not be reproduced, except in full,
without the written consent of Pace Analytical Services, Inc..

Pace Analytical Services, Inc.
9608 Loiret Blvd.
Lenexa, KS 66219
(913)599-5665

PROJECT NARRATIVE

Project: FORT SMITH, AR
Pace Project No.: 60199011

Method: **SM 5310C**
Description: 5310C TOC
Client: Environ_AR
Date: August 06, 2015

General Information:
20 samples were analyzed for SM 5310C. All samples were received in acceptable condition with any exceptions noted below or on the chain-of custody and/or the sample condition upon receipt form (SCUR) attached at the end of this report.

Hold Time:
The samples were analyzed within the method required hold times with any exceptions noted below.

Initial Calibrations (including MS Tune as applicable):
All criteria were within method requirements with any exceptions noted below.

Continuing Calibration:
All criteria were within method requirements with any exceptions noted below.

Method Blank:
All analytes were below the report limit in the method blank, where applicable, with any exceptions noted below.

Laboratory Control Spike:
All laboratory control spike compounds were within QC limits with any exceptions noted below.

Matrix Spikes:
All percent recoveries and relative percent differences (RPDs) were within acceptance criteria with any exceptions noted below.

Duplicate Sample:
All duplicate sample results were within method acceptance criteria with any exceptions noted below.

Additional Comments:

This report shall not be reproduced, except in full,
without the written consent of Pace Analytical Services, Inc..

Pace Analytical Services, Inc.
9608 Loiret Blvd.
Lenexa, KS 66219
(913)599-5665

PROJECT NARRATIVE

Project: FORT SMITH, AR
Pace Project No.: 60199011

Method: **SM 4500-P E**
Description: SM4500P-E, Total Phosphorus
Client: Environ_AR
Date: August 06, 2015

General Information:
20 samples were analyzed for SM 4500-P E. All samples were received in acceptable condition with any exceptions noted below or on the chain-of custody and/or the sample condition upon receipt form (SCUR) attached at the end of this report.

Hold Time:
The samples were analyzed within the method required hold times with any exceptions noted below.

Sample Preparation:
The samples were prepared in accordance with SM4500-P B with any exceptions noted below.

Initial Calibrations (including MS Tune as applicable):
All criteria were within method requirements with any exceptions noted below.

Continuing Calibration:
All criteria were within method requirements with any exceptions noted below.

Method Blank:
All analytes were below the report limit in the method blank, where applicable, with any exceptions noted below.

Laboratory Control Spike:
All laboratory control spike compounds were within QC limits with any exceptions noted below.

Matrix Spikes:
All percent recoveries and relative percent differences (RPDs) were within acceptance criteria with any exceptions noted below.

QC Batch: WETA/8714

A matrix spike and/or matrix spike duplicate (MS/MSD) were performed on the following sample(s): 60198937025

M1: Matrix spike recovery exceeded QC limits. Batch accepted based on laboratory control sample (LCS) recovery.

- MS (Lab ID: 154316)
  - Phosphate as P04

QC Batch: WETA/8723

A matrix spike and/or matrix spike duplicate (MS/MSD) were performed on the following sample(s): 60199011027,7528453003

M1: Matrix spike recovery exceeded QC limits. Batch accepted based on laboratory control sample (LCS) recovery.

- MS (Lab ID: 154531)
  - Phosphate as P04
- MSD (Lab ID: 154532)
  - Phosphate as P04

Additional Comments:

This data package has been reviewed for quality and completeness and is approved for release.

REPORT OF LABORATORY ANALYSIS

This report shall not be reproduced, except in full,
without the written consent of Pace Analytical Services, Inc..

Pace Analytical Services, Inc.
9608 Loiret Blvd.
Lenexa, KS 66219
(913)599-5665

ANALYTICAL RESULTS

Project: FORT SMITH, AR
Pace Project No.: 60199011

Sample: MW-33R-201507 **Lab ID: 60199011001** Collected: 07/22/15 09:00 Received: 07/23/15 02:49 Matrix: Water

Parameters	Results	Units	Report Limit	MDL	DF	Prepared	Analyzed	CAS No.	Qual
Alcohol by Direct Inject GCFID	Analytical Method: EPA 8015 - Alcohol								
2-Chloroethanol	ND	ug/L	10000	1980	1		07/28/15 23:55	107-07-3	
6010 MET ICP	Analytical Method: EPA 6010 Preparation Method: EPA 3010								
Iron	**5410**	ug/L	50.0	9.0	1	07/24/15 14:45	07/27/15 11:57	7439-89-6	
Manganese	**8540**	ug/L	5.0	2.4	1	07/24/15 14:45	07/27/15 11:57	7439-96-5	
8260 MSV	Analytical Method: EPA 5030B/8260								
Acetone	**6.5J**	ug/L	10.0	1.9	1		07/24/15 01:00	67-64-1	B
Benzene	ND	ug/L	1.0	0.060	1		07/24/15 01:00	71-43-2	
Bromodichloromethane	ND	ug/L	1.0	0.19	1		07/24/15 01:00	75-27-4	
Bromoform	**0.76J**	ug/L	1.0	0.070	1		07/24/15 01:00	75-25-2	
Bromomethane	ND	ug/L	5.0	0.16	1		07/24/15 01:00	74-83-9	
2-Butanone (MEK)	ND	ug/L	10.0	0.59	1		07/24/15 01:00	78-93-3	
Carbon disulfide	**0.47J**	ug/L	5.0	0.12	1		07/24/15 01:00	75-15-0	
Carbon tetrachloride	ND	ug/L	1.0	0.18	1		07/24/15 01:00	56-23-5	
Chlorobenzene	ND	ug/L	1.0	0.21	1		07/24/15 01:00	108-90-7	
Chloroethane	ND	ug/L	1.0	0.15	1		07/24/15 01:00	75-00-3	
Chloroform	**0.23J**	ug/L	1.0	0.14	1		07/24/15 01:00	67-66-3	
Chloromethane	ND	ug/L	1.0	0.080	1		07/24/15 01:00	74-87-3	L3
Dibromochloromethane	ND	ug/L	1.0	0.21	1		07/24/15 01:00	124-48-1	
1,1-Dichloroethane	ND	ug/L	1.0	0.050	1		07/24/15 01:00	75-34-3	
1,2-Dichloroethane	**2.4**	ug/L	1.0	0.12	1		07/24/15 01:00	107-06-2	
1,1-Dichloroethene	**0.26J**	ug/L	1.0	0.20	1		07/24/15 01:00	75-35-4	
cis-1,2-Dichloroethene	**6.8**	ug/L	1.0	0.080	1		07/24/15 01:00	156-59-2	
trans-1,2-Dichloroethene	**1.4**	ug/L	1.0	0.20	1		07/24/15 01:00	156-60-5	
1,2-Dichloropropane	ND	ug/L	1.0	0.16	1		07/24/15 01:00	78-87-5	
cis-1,3-Dichloropropene	ND	ug/L	1.0	0.14	1		07/24/15 01:00	10061-01-5	
trans-1,3-Dichloropropene	ND	ug/L	1.0	0.12	1		07/24/15 01:00	10061-02-6	
Ethylbenzene	ND	ug/L	1.0	0.18	1		07/24/15 01:00	100-41-4	
2-Hexanone	ND	ug/L	10.0	1.2	1		07/24/15 01:00	591-78-6	
Methylene chloride	ND	ug/L	1.0	0.15	1		07/24/15 01:00	75-09-2	
4-Methyl-2-pentanone (MIBK)	ND	ug/L	10.0	0.42	1		07/24/15 01:00	108-10-1	
Styrene	ND	ug/L	1.0	0.12	1		07/24/15 01:00	100-42-5	
1,1,2,2-Tetrachloroethane	ND	ug/L	1.0	0.15	1		07/24/15 01:00	79-34-5	
Tetrachloroethene	ND	ug/L	1.0	0.10	1		07/24/15 01:00	127-18-4	
Toluene	ND	ug/L	1.0	0.17	1		07/24/15 01:00	108-88-3	
1,1,1-Trichloroethane	ND	ug/L	1.0	0.11	1		07/24/15 01:00	71-55-6	
1,1,2-Trichloroethane	ND	ug/L	1.0	0.20	1		07/24/15 01:00	79-00-5	
Trichloroethene	**488**	ug/L	10.0	1.7	10		07/24/15 01:15	79-01-6	
Vinyl chloride	ND	ug/L	1.0	0.13	1		07/24/15 01:00	75-01-4	
Xylene (Total)	ND	ug/L	3.0	0.42	1		07/24/15 01:00	1330-20-7	
Surrogates									
4-Bromofluorobenzene (S)	100	%	80-120		1		07/24/15 01:00	460-00-4	
1,2-Dichloroethane-d4 (S)	101	%	80-120		1		07/24/15 01:00	17060-07-0	
Toluene-d8 (S)	100	%	80-120		1		07/24/15 01:00	2037-26-5	
Preservation pH	**1.0**		0.10	0.10	1		07/24/15 01:00		

REPORT OF LABORATORY ANALYSIS

This report shall not be reproduced, except in full,
without the written consent of Pace Analytical Services, Inc..

Pace Analytical Services, Inc.
9608 Loiret Blvd.
Lenexa, KS 66219
(913)599-5665

ANALYTICAL RESULTS

Project: FORT SMITH, AR
Pace Project No.: 60199011

Sample: MW-33R-201507 **Lab ID: 60199011001** Collected: 07/22/15 09:00 Received: 07/23/15 02:49 Matrix: Water

Parameters	Results	Units	Report Limit	MDL	DF	Prepared	Analyzed	CAS No.	Qual
2320B Alkalinity	Analytical Method: SM 2320B								
Alkalinity,Bicarbonate (CaCO3)	**52.8**	mg/L	20.0	2.0	1		07/31/15 14:16		
Alkalinity, Carbonate (CaCO3)	ND	mg/L	20.0	2.0	1		07/31/15 14:16		
Alkalinity, Total as CaCO3	**52.8**	mg/L	20.0	2.0	1		07/31/15 14:16		
Iron, Ferric (Calculation)	Analytical Method: SM 3500-Fe B#4								
Iron, Ferric	**5.4**	mg/L	0.20		1		08/06/15 00:00	7439-89-6	
4500H+ pH, Electrometric	Analytical Method: SM 4500-H+B								
pH at 25 Degrees C	**5.7**	Std. Units	0.10	0.10	1		07/22/15 19:30		1e,H6
4500S2D Sulfide, Total	Analytical Method: SM 4500-S-2 D								
Sulfide, Total	ND	mg/L	0.050	0.012	1		07/27/15 10:08	18496-25-8	
300.0 IC Anions 28 Days	Analytical Method: EPA 300.0								
Chloride	**180**	mg/L	20.0	10.0	20		07/28/15 15:42	16887-00-6	
Sulfate	**123**	mg/L	20.0	4.7	20		07/28/15 15:42	14808-79-8	
350.1 Ammonia	Analytical Method: EPA 350.1								
Nitrogen, Ammonia	**0.074J**	mg/L	0.10	0.033	1		07/28/15 15:50	7664-41-7	
353.2 Nitrogen, NO2/NO3 unpres	Analytical Method: EPA 353.2								
Nitrogen, Nitrate	**1.6**	mg/L	0.10	0.014	1		07/23/15 12:17		
Nitrogen, Nitrite	ND	mg/L	0.10	0.023	1		07/23/15 12:17		
Nitrogen, NO2 plus NO3	**1.6**	mg/L	0.10	0.014	1		07/23/15 12:17		
Total Carbon Dioxide Calc	Analytical Method: SM 4500-CO2 D								
Carbon Dioxide Calculation	**257**	mg/L	20.0	20.0	1		07/30/15 00:00		
5310C TOC	Analytical Method: SM 5310C								
Total Organic Carbon	ND	mg/L	1.0	0.46	1		08/05/15 09:18	7440-44-0	
SM4500P-E, Total Phosphorus	Analytical Method: SM 4500-P E Preparation Method: SM4500-P B								
Phosphate as P04	**0.018J**	mg/L	0.030	0.010	1	07/28/15 13:39	07/28/15 15:08		

REPORT OF LABORATORY ANALYSIS

This report shall not be reproduced, except in full,
without the written consent of Pace Analytical Services, Inc..

Pace Analytical Services, Inc.
9608 Loiret Blvd.
Lenexa, KS 66219
(913)599-5665

ANALYTICAL RESULTS

Project: FORT SMITH, AR
Pace Project No.: 60199011

Sample: DUP-04-201507 **Lab ID: 60199011002** Collected: 07/22/15 09:00 Received: 07/23/15 02:49 Matrix: Water

Parameters	Results	Units	Report Limit	MDL	DF	Prepared	Analyzed	CAS No.	Qual
8260 MSV	Analytical Method: EPA 5030B/8260								
Acetone	**5.5J**	ug/L	10.0	1.9	1		07/24/15 00:45	67-64-1	B
Benzene	ND	ug/L	1.0	0.060	1		07/24/15 00:45	71-43-2	
Bromodichloromethane	ND	ug/L	1.0	0.19	1		07/24/15 00:45	75-27-4	
Bromoform	**0.71J**	ug/L	1.0	0.070	1		07/24/15 00:45	75-25-2	
Bromomethane	ND	ug/L	5.0	0.16	1		07/24/15 00:45	74-83-9	
2-Butanone (MEK)	ND	ug/L	10.0	0.59	1		07/24/15 00:45	78-93-3	
Carbon disulfide	**0.44J**	ug/L	5.0	0.12	1		07/24/15 00:45	75-15-0	
Carbon tetrachloride	ND	ug/L	1.0	0.18	1		07/24/15 00:45	56-23-5	
Chlorobenzene	ND	ug/L	1.0	0.21	1		07/24/15 00:45	108-90-7	
Chloroethane	ND	ug/L	1.0	0.15	1		07/24/15 00:45	75-00-3	
Chloroform	**0.23J**	ug/L	1.0	0.14	1		07/24/15 00:45	67-66-3	
Chloromethane	ND	ug/L	1.0	0.080	1		07/24/15 00:45	74-87-3	L3
Dibromochloromethane	ND	ug/L	1.0	0.21	1		07/24/15 00:45	124-48-1	
1,1-Dichloroethane	ND	ug/L	1.0	0.050	1		07/24/15 00:45	75-34-3	
1,2-Dichloroethane	**2.6**	ug/L	1.0	0.12	1		07/24/15 00:45	107-06-2	
1,1-Dichloroethene	**0.20J**	ug/L	1.0	0.20	1		07/24/15 00:45	75-35-4	
cis-1,2-Dichloroethene	**6.1**	ug/L	1.0	0.080	1		07/24/15 00:45	156-59-2	
trans-1,2-Dichloroethene	**1.4**	ug/L	1.0	0.20	1		07/24/15 00:45	156-60-5	
1,2-Dichloropropane	ND	ug/L	1.0	0.16	1		07/24/15 00:45	78-87-5	
cis-1,3-Dichloropropene	ND	ug/L	1.0	0.14	1		07/24/15 00:45	10061-01-5	
trans-1,3-Dichloropropene	ND	ug/L	1.0	0.12	1		07/24/15 00:45	10061-02-6	
Ethylbenzene	ND	ug/L	1.0	0.18	1		07/24/15 00:45	100-41-4	
2-Hexanone	ND	ug/L	10.0	1.2	1		07/24/15 00:45	591-78-6	
Methylene chloride	ND	ug/L	1.0	0.15	1		07/24/15 00:45	75-09-2	
4-Methyl-2-pentanone (MIBK)	ND	ug/L	10.0	0.42	1		07/24/15 00:45	108-10-1	
Styrene	ND	ug/L	1.0	0.12	1		07/24/15 00:45	100-42-5	
1,1,2,2-Tetrachloroethane	ND	ug/L	1.0	0.15	1		07/24/15 00:45	79-34-5	
Tetrachloroethene	ND	ug/L	1.0	0.10	1		07/24/15 00:45	127-18-4	
Toluene	ND	ug/L	1.0	0.17	1		07/24/15 00:45	108-88-3	
1,1,1-Trichloroethane	ND	ug/L	1.0	0.11	1		07/24/15 00:45	71-55-6	
1,1,2-Trichloroethane	ND	ug/L	1.0	0.20	1		07/24/15 00:45	79-00-5	
Trichloroethene	**447**	ug/L	5.0	0.85	5		07/24/15 14:25	79-01-6	
Vinyl chloride	ND	ug/L	1.0	0.13	1		07/24/15 00:45	75-01-4	
Xylene (Total)	ND	ug/L	3.0	0.42	1		07/24/15 00:45	1330-20-7	
Surrogates									
4-Bromofluorobenzene (S)	99	%	80-120		1		07/24/15 00:45	460-00-4	
1,2-Dichloroethane-d4 (S)	100	%	80-120		1		07/24/15 00:45	17060-07-0	
Toluene-d8 (S)	99	%	80-120		1		07/24/15 00:45	2037-26-5	
Preservation pH	**1.0**		0.10	0.10	1		07/24/15 00:45		

REPORT OF LABORATORY ANALYSIS

This report shall not be reproduced, except in full,
without the written consent of Pace Analytical Services, Inc..

Pace Analytical Services, Inc.
9608 Loiret Blvd.
Lenexa, KS 66219
(913)599-5665

ANALYTICAL RESULTS

Project: FORT SMITH, AR
Pace Project No.: 60199011

Sample: ITMW-11-201507 **Lab ID: 60199011003** Collected: 07/22/15 15:30 Received: 07/23/15 02:49 Matrix: Water

Parameters	Results	Units	Report Limit	MDL	DF	Prepared	Analyzed	CAS No.	Qual
Alcohol by Direct Inject GCFID	Analytical Method: EPA 8015 - Alcohol								
2-Chloroethanol	ND	ug/L	10000	1980	1		07/29/15 00:06	107-07-3	
6010 MET ICP	Analytical Method: EPA 6010 Preparation Method: EPA 3010								
Iron	**187**	ug/L	50.0	9.0	1	07/24/15 14:45	07/27/15 12:01	7439-89-6	
Manganese	**49.5**	ug/L	5.0	2.4	1	07/24/15 14:45	07/27/15 12:01	7439-96-5	
8260 MSV	Analytical Method: EPA 5030B/8260								
Acetone	**42.2**	ug/L	10.0	1.9	1		07/23/15 21:17	67-64-1	
Benzene	ND	ug/L	1.0	0.060	1		07/23/15 21:17	71-43-2	
Bromodichloromethane	ND	ug/L	1.0	0.19	1		07/23/15 21:17	75-27-4	
Bromoform	**0.51J**	ug/L	1.0	0.070	1		07/23/15 21:17	75-25-2	
Bromomethane	ND	ug/L	5.0	0.16	1		07/23/15 21:17	74-83-9	
2-Butanone (MEK)	ND	ug/L	10.0	0.59	1		07/23/15 21:17	78-93-3	
Carbon disulfide	ND	ug/L	5.0	0.12	1		07/23/15 21:17	75-15-0	
Carbon tetrachloride	ND	ug/L	1.0	0.18	1		07/23/15 21:17	56-23-5	
Chlorobenzene	ND	ug/L	1.0	0.21	1		07/23/15 21:17	108-90-7	
Chloroethane	ND	ug/L	1.0	0.15	1		07/23/15 21:17	75-00-3	
Chloroform	**0.29J**	ug/L	1.0	0.14	1		07/23/15 21:17	67-66-3	
Chloromethane	ND	ug/L	1.0	0.080	1		07/23/15 21:17	74-87-3	L3
Dibromochloromethane	ND	ug/L	1.0	0.21	1		07/23/15 21:17	124-48-1	
1,1-Dichloroethane	ND	ug/L	1.0	0.050	1		07/23/15 21:17	75-34-3	
1,2-Dichloroethane	ND	ug/L	1.0	0.12	1		07/23/15 21:17	107-06-2	
1,1-Dichloroethene	ND	ug/L	1.0	0.20	1		07/23/15 21:17	75-35-4	
cis-1,2-Dichloroethene	**5.9**	ug/L	1.0	0.080	1		07/23/15 21:17	156-59-2	
trans-1,2-Dichloroethene	**1.5**	ug/L	1.0	0.20	1		07/23/15 21:17	156-60-5	
1,2-Dichloropropane	ND	ug/L	1.0	0.16	1		07/23/15 21:17	78-87-5	
cis-1,3-Dichloropropene	ND	ug/L	1.0	0.14	1		07/23/15 21:17	10061-01-5	
trans-1,3-Dichloropropene	ND	ug/L	1.0	0.12	1		07/23/15 21:17	10061-02-6	
Ethylbenzene	ND	ug/L	1.0	0.18	1		07/23/15 21:17	100-41-4	
2-Hexanone	ND	ug/L	10.0	1.2	1		07/23/15 21:17	591-78-6	
Methylene chloride	ND	ug/L	1.0	0.15	1		07/23/15 21:17	75-09-2	
4-Methyl-2-pentanone (MIBK)	ND	ug/L	10.0	0.42	1		07/23/15 21:17	108-10-1	
Styrene	ND	ug/L	1.0	0.12	1		07/23/15 21:17	100-42-5	
1,1,2,2-Tetrachloroethane	ND	ug/L	1.0	0.15	1		07/23/15 21:17	79-34-5	
Tetrachloroethene	ND	ug/L	1.0	0.10	1		07/23/15 21:17	127-18-4	
Toluene	ND	ug/L	1.0	0.17	1		07/23/15 21:17	108-88-3	
1,1,1-Trichloroethane	ND	ug/L	1.0	0.11	1		07/23/15 21:17	71-55-6	
1,1,2-Trichloroethane	ND	ug/L	1.0	0.20	1		07/23/15 21:17	79-00-5	
Trichloroethene	**33.2**	ug/L	1.0	0.17	1		07/23/15 21:17	79-01-6	
Vinyl chloride	ND	ug/L	1.0	0.13	1		07/23/15 21:17	75-01-4	
Xylene (Total)	ND	ug/L	3.0	0.42	1		07/23/15 21:17	1330-20-7	
Surrogates									
4-Bromofluorobenzene (S)	96	%	80-120		1		07/23/15 21:17	460-00-4	
1,2-Dichloroethane-d4 (S)	100	%	80-120		1		07/23/15 21:17	17060-07-0	
Toluene-d8 (S)	95	%	80-120		1		07/23/15 21:17	2037-26-5	
Preservation pH	**1.0**		0.10	0.10	1		07/23/15 21:17		

REPORT OF LABORATORY ANALYSIS

This report shall not be reproduced, except in full,
without the written consent of Pace Analytical Services, Inc..

Pace Analytical Services, Inc.
9608 Loiret Blvd.
Lenexa, KS 66219
(913)599-5665

ANALYTICAL RESULTS

Project: FORT SMITH, AR
Pace Project No.: 60199011

Sample: ITMW-11-201507 **Lab ID: 60199011003** Collected: 07/22/15 15:30 Received: 07/23/15 02:49 Matrix: Water

Parameters	Results	Units	Report Limit	MDL	DF	Prepared	Analyzed	CAS No.	Qual
2320B Alkalinity	Analytical Method: SM 2320B								
Alkalinity,Bicarbonate (CaCO3)	**75.7**	mg/L	20.0	2.0	1		07/31/15 14:20		
Alkalinity, Carbonate (CaCO3)	ND	mg/L	20.0	2.0	1		07/31/15 14:20		
Alkalinity, Total as CaCO3	**75.7**	mg/L	20.0	2.0	1		07/31/15 14:20		
Iron, Ferric (Calculation)	Analytical Method: SM 3500-Fe B#4								
Iron, Ferric	ND	mg/L	0.20		1		08/06/15 00:00	7439-89-6	
4500H+ pH, Electrometric	Analytical Method: SM 4500-H+B								
pH at 25 Degrees C	**6.2**	Std. Units	0.10	0.10	1		07/22/15 19:30		1e,H6
4500S2D Sulfide, Total	Analytical Method: SM 4500-S-2 D								
Sulfide, Total	ND	mg/L	0.050	0.012	1		07/27/15 10:09	18496-25-8	
300.0 IC Anions 28 Days	Analytical Method: EPA 300.0								
Chloride	**6.8**	mg/L	1.0	0.50	1		07/29/15 00:08	16887-00-6	
Sulfate	**111**	mg/L	20.0	4.7	20		07/28/15 16:09	14808-79-8	
350.1 Ammonia	Analytical Method: EPA 350.1								
Nitrogen, Ammonia	**0.39**	mg/L	0.10	0.033	1		07/28/15 15:52	7664-41-7	
353.2 Nitrogen, NO2/NO3 unpres	Analytical Method: EPA 353.2								
Nitrogen, Nitrate	**0.29**	mg/L	0.10	0.014	1		07/23/15 12:18		
Nitrogen, Nitrite	ND	mg/L	0.10	0.023	1		07/23/15 12:18		
Nitrogen, NO2 plus NO3	**0.29**	mg/L	0.10	0.014	1		07/23/15 12:18		
Total Carbon Dioxide Calc	Analytical Method: SM 4500-CO2 D								
Carbon Dioxide Calculation	**158**	mg/L	20.0	20.0	1		07/30/15 00:00		
5310C TOC	Analytical Method: SM 5310C								
Total Organic Carbon	ND	mg/L	1.0	0.46	1		08/05/15 09:31	7440-44-0	
SM4500P-E, Total Phosphorus	Analytical Method: SM 4500-P E Preparation Method: SM4500-P B								
Phosphate as P04	ND	mg/L	0.030	0.010	1	07/28/15 13:39	07/28/15 15:08		

REPORT OF LABORATORY ANALYSIS

This report shall not be reproduced, except in full,
without the written consent of Pace Analytical Services, Inc..

Pace Analytical Services, Inc.
9608 Loiret Blvd.
Lenexa, KS 66219
(913)599-5665

ANALYTICAL RESULTS

Project: FORT SMITH, AR
Pace Project No.: 60199011

Sample: ITMW-17-201507 **Lab ID: 60199011004** Collected: 07/22/15 16:20 Received: 07/23/15 02:49 Matrix: Water

Parameters	Results	Units	Report Limit	MDL	DF	Prepared	Analyzed	CAS No.	Qual
Alcohol by Direct Inject GCFID	Analytical Method: EPA 8015 - Alcohol								
2-Chloroethanol	ND	ug/L	10000	1980	1		07/29/15 00:17	107-07-3	
6010 MET ICP	Analytical Method: EPA 6010 Preparation Method: EPA 3010								
Iron	**852**	ug/L	50.0	9.0	1	07/24/15 14:45	07/27/15 12:04	7439-89-6	
Manganese	**284**	ug/L	5.0	2.4	1	07/24/15 14:45	07/27/15 12:04	7439-96-5	
8260 MSV	Analytical Method: EPA 5030B/8260								
Acetone	**4.2J**	ug/L	10.0	1.9	1		07/29/15 13:15	67-64-1	
Benzene	**0.17J**	ug/L	1.0	0.060	1		07/29/15 13:15	71-43-2	
Bromodichloromethane	ND	ug/L	1.0	0.19	1		07/29/15 13:15	75-27-4	
Bromoform	ND	ug/L	1.0	0.070	1		07/29/15 13:15	75-25-2	
Bromomethane	**0.54J**	ug/L	5.0	0.16	1		07/29/15 13:15	74-83-9	
2-Butanone (MEK)	ND	ug/L	10.0	0.59	1		07/29/15 13:15	78-93-3	
Carbon disulfide	**0.21J**	ug/L	5.0	0.12	1		07/29/15 13:15	75-15-0	
Carbon tetrachloride	ND	ug/L	1.0	0.18	1		07/29/15 13:15	56-23-5	
Chlorobenzene	ND	ug/L	1.0	0.21	1		07/29/15 13:15	108-90-7	
Chloroethane	ND	ug/L	1.0	0.15	1		07/29/15 13:15	75-00-3	
Chloroform	**2.7**	ug/L	1.0	0.14	1		07/29/15 13:15	67-66-3	
Chloromethane	**5.4**	ug/L	1.0	0.080	1		07/29/15 13:15	74-87-3	
Dibromochloromethane	ND	ug/L	1.0	0.21	1		07/29/15 13:15	124-48-1	
1,1-Dichloroethane	ND	ug/L	1.0	0.050	1		07/29/15 13:15	75-34-3	
1,2-Dichloroethane	ND	ug/L	1.0	0.12	1		07/29/15 13:15	107-06-2	
1,1-Dichloroethene	**0.30J**	ug/L	1.0	0.20	1		07/29/15 13:15	75-35-4	
cis-1,2-Dichloroethene	**116**	ug/L	1.0	0.080	1		07/29/15 13:15	156-59-2	
trans-1,2-Dichloroethene	**19.1**	ug/L	1.0	0.20	1		07/29/15 13:15	156-60-5	
1,2-Dichloropropane	ND	ug/L	1.0	0.16	1		07/29/15 13:15	78-87-5	
cis-1,3-Dichloropropene	ND	ug/L	1.0	0.14	1		07/29/15 13:15	10061-01-5	
trans-1,3-Dichloropropene	ND	ug/L	1.0	0.12	1		07/29/15 13:15	10061-02-6	
Ethylbenzene	ND	ug/L	1.0	0.18	1		07/29/15 13:15	100-41-4	
2-Hexanone	ND	ug/L	10.0	1.2	1		07/29/15 13:15	591-78-6	
Methylene chloride	**0.47J**	ug/L	1.0	0.15	1		07/29/15 13:15	75-09-2	
4-Methyl-2-pentanone (MIBK)	ND	ug/L	10.0	0.42	1		07/29/15 13:15	108-10-1	
Styrene	ND	ug/L	1.0	0.12	1		07/29/15 13:15	100-42-5	
1,1,2,2-Tetrachloroethane	ND	ug/L	1.0	0.15	1		07/29/15 13:15	79-34-5	
Tetrachloroethene	**2.2**	ug/L	1.0	0.10	1		07/29/15 13:15	127-18-4	
Toluene	**0.20J**	ug/L	1.0	0.17	1		07/29/15 13:15	108-88-3	B
1,1,1-Trichloroethane	**0.48J**	ug/L	1.0	0.11	1		07/29/15 13:15	71-55-6	
1,1,2-Trichloroethane	ND	ug/L	1.0	0.20	1		07/29/15 13:15	79-00-5	
Trichloroethene	**5350**	ug/L	50.0	8.5	50		07/24/15 18:09	79-01-6	
Vinyl chloride	**0.51J**	ug/L	1.0	0.13	1		07/29/15 13:15	75-01-4	
Xylene (Total)	ND	ug/L	3.0	0.42	1		07/29/15 13:15	1330-20-7	
Surrogates									
4-Bromofluorobenzene (S)	100	%	80-120		1		07/29/15 13:15	460-00-4	
1,2-Dichloroethane-d4 (S)	94	%	80-120		1		07/29/15 13:15	17060-07-0	
Toluene-d8 (S)	99	%	80-120		1		07/29/15 13:15	2037-26-5	
Preservation pH	**4.0**		0.10	0.10	1		07/29/15 13:15		

REPORT OF LABORATORY ANALYSIS

This report shall not be reproduced, except in full,
without the written consent of Pace Analytical Services, Inc..

Pace Analytical Services, Inc.
9608 Loiret Blvd.
Lenexa, KS 66219
(913)599-5665

ANALYTICAL RESULTS

Project: FORT SMITH, AR
Pace Project No.: 60199011

Sample: ITMW-17-201507 **Lab ID: 60199011004** Collected: 07/22/15 16:20 Received: 07/23/15 02:49 Matrix: Water

Parameters	Results	Units	Report Limit	MDL	DF	Prepared	Analyzed	CAS No.	Qual
2320B Alkalinity	Analytical Method: SM 2320B								
Alkalinity,Bicarbonate (CaCO3)	**6.5J**	mg/L	20.0	2.0	1		07/31/15 14:23		
Alkalinity, Carbonate (CaCO3)	ND	mg/L	20.0	2.0	1		07/31/15 14:23		
Alkalinity, Total as CaCO3	**6.5J**	mg/L	20.0	2.0	1		07/31/15 14:23		
Iron, Ferric (Calculation)	Analytical Method: SM 3500-Fe B#4								
Iron, Ferric	**0.83**	mg/L	0.20		1		08/06/15 00:00	7439-89-6	
4500H+ pH, Electrometric	Analytical Method: SM 4500-H+B								
pH at 25 Degrees C	**4.5**	Std. Units	0.10	0.10	1		07/22/15 19:30		1e,H6
4500S2D Sulfide, Total	Analytical Method: SM 4500-S-2 D								
Sulfide, Total	ND	mg/L	0.050	0.012	1		07/27/15 10:09	18496-25-8	
300.0 IC Anions 28 Days	Analytical Method: EPA 300.0								
Chloride	**335**	mg/L	20.0	10.0	20		07/28/15 16:23	16887-00-6	
Sulfate	**252**	mg/L	20.0	4.7	20		07/28/15 16:23	14808-79-8	
350.1 Ammonia	Analytical Method: EPA 350.1								
Nitrogen, Ammonia	**0.20**	mg/L	0.10	0.033	1		07/28/15 15:53	7664-41-7	
353.2 Nitrogen, NO2/NO3 unpres	Analytical Method: EPA 353.2								
Nitrogen, Nitrate	**1.2**	mg/L	0.10	0.014	1		07/23/15 12:19		
Nitrogen, Nitrite	ND	mg/L	0.10	0.023	1		07/23/15 12:19		
Nitrogen, NO2 plus NO3	**1.2**	mg/L	0.10	0.014	1		07/23/15 12:19		
Total Carbon Dioxide Calc	Analytical Method: SM 4500-CO2 D								
Carbon Dioxide Calculation	ND	mg/L	20.0	20.0	1		07/30/15 00:00		
5310C TOC	Analytical Method: SM 5310C								
Total Organic Carbon	ND	mg/L	1.0	0.46	1		08/05/15 09:57	7440-44-0	
SM4500P-E, Total Phosphorus	Analytical Method: SM 4500-P E Preparation Method: SM4500-P B								
Phosphate as P04	ND	mg/L	0.030	0.010	1	07/28/15 13:39	07/28/15 15:08		

REPORT OF LABORATORY ANALYSIS

This report shall not be reproduced, except in full,
without the written consent of Pace Analytical Services, Inc..

Pace Analytical Services, Inc.
9608 Loiret Blvd.
Lenexa, KS 66219
(913)599-5665

ANALYTICAL RESULTS

Project: FORT SMITH, AR
Pace Project No.: 60199011

Sample: MW-26-201507 **Lab ID: 60199011005** Collected: 07/22/15 15:20 Received: 07/23/15 02:49 Matrix: Water

Parameters	Results	Units	Report Limit	MDL	DF	Prepared	Analyzed	CAS No.	Qual
Alcohol by Direct Inject GCFID	Analytical Method: EPA 8015 - Alcohol								
2-Chloroethanol	ND	ug/L	10000	1980	1		07/29/15 00:28	107-07-3	
6010 MET ICP	Analytical Method: EPA 6010 Preparation Method: EPA 3010								
Iron	ND	ug/L	50.0	9.0	1	07/24/15 14:45	07/27/15 12:08	7439-89-6	
Manganese	**326**	ug/L	5.0	2.4	1	07/24/15 14:45	07/27/15 13:29	7439-96-5	
8260 MSV	Analytical Method: EPA 5030B/8260								
Acetone	**3.0J**	ug/L	10.0	1.9	1		07/23/15 21:32	67-64-1	B
Benzene	ND	ug/L	1.0	0.060	1		07/23/15 21:32	71-43-2	
Bromodichloromethane	ND	ug/L	1.0	0.19	1		07/23/15 21:32	75-27-4	
Bromoform	ND	ug/L	1.0	0.070	1		07/23/15 21:32	75-25-2	
Bromomethane	ND	ug/L	5.0	0.16	1		07/23/15 21:32	74-83-9	
2-Butanone (MEK)	ND	ug/L	10.0	0.59	1		07/23/15 21:32	78-93-3	
Carbon disulfide	ND	ug/L	5.0	0.12	1		07/23/15 21:32	75-15-0	
Carbon tetrachloride	ND	ug/L	1.0	0.18	1		07/23/15 21:32	56-23-5	
Chlorobenzene	ND	ug/L	1.0	0.21	1		07/23/15 21:32	108-90-7	
Chloroethane	ND	ug/L	1.0	0.15	1		07/23/15 21:32	75-00-3	
Chloroform	ND	ug/L	1.0	0.14	1		07/23/15 21:32	67-66-3	
Chloromethane	ND	ug/L	1.0	0.080	1		07/23/15 21:32	74-87-3	L3
Dibromochloromethane	ND	ug/L	1.0	0.21	1		07/23/15 21:32	124-48-1	
1,1-Dichloroethane	ND	ug/L	1.0	0.050	1		07/23/15 21:32	75-34-3	
1,2-Dichloroethane	ND	ug/L	1.0	0.12	1		07/23/15 21:32	107-06-2	
1,1-Dichloroethene	ND	ug/L	1.0	0.20	1		07/23/15 21:32	75-35-4	
cis-1,2-Dichloroethene	ND	ug/L	1.0	0.080	1		07/23/15 21:32	156-59-2	
trans-1,2-Dichloroethene	ND	ug/L	1.0	0.20	1		07/23/15 21:32	156-60-5	
1,2-Dichloropropane	ND	ug/L	1.0	0.16	1		07/23/15 21:32	78-87-5	
cis-1,3-Dichloropropene	ND	ug/L	1.0	0.14	1		07/23/15 21:32	10061-01-5	
trans-1,3-Dichloropropene	ND	ug/L	1.0	0.12	1		07/23/15 21:32	10061-02-6	
Ethylbenzene	ND	ug/L	1.0	0.18	1		07/23/15 21:32	100-41-4	
2-Hexanone	ND	ug/L	10.0	1.2	1		07/23/15 21:32	591-78-6	
Methylene chloride	ND	ug/L	1.0	0.15	1		07/23/15 21:32	75-09-2	
4-Methyl-2-pentanone (MIBK)	ND	ug/L	10.0	0.42	1		07/23/15 21:32	108-10-1	
Styrene	ND	ug/L	1.0	0.12	1		07/23/15 21:32	100-42-5	
1,1,2,2-Tetrachloroethane	ND	ug/L	1.0	0.15	1		07/23/15 21:32	79-34-5	
Tetrachloroethene	ND	ug/L	1.0	0.10	1		07/23/15 21:32	127-18-4	
Toluene	ND	ug/L	1.0	0.17	1		07/23/15 21:32	108-88-3	
1,1,1-Trichloroethane	ND	ug/L	1.0	0.11	1		07/23/15 21:32	71-55-6	
1,1,2-Trichloroethane	ND	ug/L	1.0	0.20	1		07/23/15 21:32	79-00-5	
Trichloroethene	**0.18J**	ug/L	1.0	0.17	1		07/23/15 21:32	79-01-6	
Vinyl chloride	ND	ug/L	1.0	0.13	1		07/23/15 21:32	75-01-4	
Xylene (Total)	ND	ug/L	3.0	0.42	1		07/23/15 21:32	1330-20-7	
Surrogates									
4-Bromofluorobenzene (S)	100	%	80-120		1		07/23/15 21:32	460-00-4	
1,2-Dichloroethane-d4 (S)	101	%	80-120		1		07/23/15 21:32	17060-07-0	
Toluene-d8 (S)	102	%	80-120		1		07/23/15 21:32	2037-26-5	
Preservation pH	**1.0**		0.10	0.10	1		07/23/15 21:32		

REPORT OF LABORATORY ANALYSIS

This report shall not be reproduced, except in full,
without the written consent of Pace Analytical Services, Inc..

Pace Analytical Services, Inc.
9608 Loiret Blvd.
Lenexa, KS 66219
(913)599-5665

ANALYTICAL RESULTS

Project: FORT SMITH, AR
Pace Project No.: 60199011

Sample: MW-26-201507 **Lab ID: 60199011005** Collected: 07/22/15 15:20 Received: 07/23/15 02:49 Matrix: Water

Parameters	Results	Units	Report Limit	MDL	DF	Prepared	Analyzed	CAS No.	Qual
2320B Alkalinity	Analytical Method: SM 2320B								
Alkalinity,Bicarbonate (CaCO3)	**56.9**	mg/L	20.0	2.0	1		07/31/15 14:34		
Alkalinity, Carbonate (CaCO3)	ND	mg/L	20.0	2.0	1		07/31/15 14:34		
Alkalinity, Total as CaCO3	**56.9**	mg/L	20.0	2.0	1		07/31/15 14:34		
Iron, Ferric (Calculation)	Analytical Method: SM 3500-Fe B#4								
Iron, Ferric	ND	mg/L	0.20		1		08/06/15 00:00	7439-89-6	
4500H+ pH, Electrometric	Analytical Method: SM 4500-H+B								
pH at 25 Degrees C	**5.2**	Std. Units	0.10	0.10	1		07/22/15 19:30		1e,H6
4500S2D Sulfide, Total	Analytical Method: SM 4500-S-2 D								
Sulfide, Total	ND	mg/L	0.050	0.012	1		07/27/15 10:09	18496-25-8	
300.0 IC Anions 28 Days	Analytical Method: EPA 300.0								
Chloride	**290**	mg/L	20.0	10.0	20		07/28/15 16:36	16887-00-6	
Sulfate	**9.9**	mg/L	1.0	0.24	1		07/29/15 00:21	14808-79-8	
350.1 Ammonia	Analytical Method: EPA 350.1								
Nitrogen, Ammonia	ND	mg/L	0.10	0.033	1		07/28/15 15:54	7664-41-7	
353.2 Nitrogen, NO2/NO3 unpres	Analytical Method: EPA 353.2								
Nitrogen, Nitrate	**2.7**	mg/L	0.10	0.014	1		07/23/15 12:20		
Nitrogen, Nitrite	ND	mg/L	0.10	0.023	1		07/23/15 12:20		
Nitrogen, NO2 plus NO3	**2.7**	mg/L	0.10	0.014	1		07/23/15 12:20		
Total Carbon Dioxide Calc	Analytical Method: SM 4500-CO2 D								
Carbon Dioxide Calculation	**735**	mg/L	20.0	20.0	1		07/30/15 00:00		
5310C TOC	Analytical Method: SM 5310C								
Total Organic Carbon	ND	mg/L	1.0	0.46	1		08/05/15 10:10	7440-44-0	
SM4500P-E, Total Phosphorus	Analytical Method: SM 4500-P E Preparation Method: SM4500-P B								
Phosphate as P04	**0.014J**	mg/L	0.030	0.010	1	07/29/15 13:07	07/29/15 15:50		

REPORT OF LABORATORY ANALYSIS

This report shall not be reproduced, except in full,
without the written consent of Pace Analytical Services, Inc..

Pace Analytical Services, Inc.
9608 Loiret Blvd.
Lenexa, KS 66219
(913)599-5665

ANALYTICAL RESULTS

Project: FORT SMITH, AR
Pace Project No.: 60199011

Sample: TB-08-201507 **Lab ID: 60199011006** Collected: 07/22/15 08:00 Received: 07/23/15 02:49 Matrix: Water

Parameters	Results	Units	Report Limit	MDL	DF	Prepared	Analyzed	CAS No.	Qual
8260 MSV	Analytical Method: EPA 5030B/8260								
Acetone	ND	ug/L	10.0	1.9	1		07/23/15 20:17	67-64-1	B
Benzene	ND	ug/L	1.0	0.060	1		07/23/15 20:17	71-43-2	
Bromodichloromethane	ND	ug/L	1.0	0.19	1		07/23/15 20:17	75-27-4	
Bromoform	ND	ug/L	1.0	0.070	1		07/23/15 20:17	75-25-2	
Bromomethane	ND	ug/L	5.0	0.16	1		07/23/15 20:17	74-83-9	
2-Butanone (MEK)	ND	ug/L	10.0	0.59	1		07/23/15 20:17	78-93-3	
Carbon disulfide	ND	ug/L	5.0	0.12	1		07/23/15 20:17	75-15-0	
Carbon tetrachloride	ND	ug/L	1.0	0.18	1		07/23/15 20:17	56-23-5	
Chlorobenzene	ND	ug/L	1.0	0.21	1		07/23/15 20:17	108-90-7	
Chloroethane	ND	ug/L	1.0	0.15	1		07/23/15 20:17	75-00-3	
Chloroform	ND	ug/L	1.0	0.14	1		07/23/15 20:17	67-66-3	
Chloromethane	ND	ug/L	1.0	0.080	1		07/23/15 20:17	74-87-3	L3
Dibromochloromethane	ND	ug/L	1.0	0.21	1		07/23/15 20:17	124-48-1	
1,1-Dichloroethane	ND	ug/L	1.0	0.050	1		07/23/15 20:17	75-34-3	
1,2-Dichloroethane	ND	ug/L	1.0	0.12	1		07/23/15 20:17	107-06-2	
1,1-Dichloroethene	ND	ug/L	1.0	0.20	1		07/23/15 20:17	75-35-4	
cis-1,2-Dichloroethene	ND	ug/L	1.0	0.080	1		07/23/15 20:17	156-59-2	
trans-1,2-Dichloroethene	ND	ug/L	1.0	0.20	1		07/23/15 20:17	156-60-5	
1,2-Dichloropropane	ND	ug/L	1.0	0.16	1		07/23/15 20:17	78-87-5	
cis-1,3-Dichloropropene	ND	ug/L	1.0	0.14	1		07/23/15 20:17	10061-01-5	
trans-1,3-Dichloropropene	ND	ug/L	1.0	0.12	1		07/23/15 20:17	10061-02-6	
Ethylbenzene	ND	ug/L	1.0	0.18	1		07/23/15 20:17	100-41-4	
2-Hexanone	ND	ug/L	10.0	1.2	1		07/23/15 20:17	591-78-6	
Methylene chloride	ND	ug/L	1.0	0.15	1		07/23/15 20:17	75-09-2	
4-Methyl-2-pentanone (MIBK)	ND	ug/L	10.0	0.42	1		07/23/15 20:17	108-10-1	
Styrene	ND	ug/L	1.0	0.12	1		07/23/15 20:17	100-42-5	
1,1,2,2-Tetrachloroethane	ND	ug/L	1.0	0.15	1		07/23/15 20:17	79-34-5	
Tetrachloroethene	ND	ug/L	1.0	0.10	1		07/23/15 20:17	127-18-4	
Toluene	ND	ug/L	1.0	0.17	1		07/23/15 20:17	108-88-3	
1,1,1-Trichloroethane	ND	ug/L	1.0	0.11	1		07/23/15 20:17	71-55-6	
1,1,2-Trichloroethane	ND	ug/L	1.0	0.20	1		07/23/15 20:17	79-00-5	
Trichloroethene	ND	ug/L	1.0	0.17	1		07/23/15 20:17	79-01-6	
Vinyl chloride	ND	ug/L	1.0	0.13	1		07/23/15 20:17	75-01-4	
Xylene (Total)	ND	ug/L	3.0	0.42	1		07/23/15 20:17	1330-20-7	
Surrogates									
4-Bromofluorobenzene (S)	100	%	80-120		1		07/23/15 20:17	460-00-4	
1,2-Dichloroethane-d4 (S)	102	%	80-120		1		07/23/15 20:17	17060-07-0	
Toluene-d8 (S)	98	%	80-120		1		07/23/15 20:17	2037-26-5	
Preservation pH	**1.0**		0.10	0.10	1		07/23/15 20:17		

REPORT OF LABORATORY ANALYSIS

This report shall not be reproduced, except in full,
without the written consent of Pace Analytical Services, Inc..

Pace Analytical Services, Inc.
9608 Loiret Blvd.
Lenexa, KS 66219
(913)599-5665

ANALYTICAL RESULTS

Project: FORT SMITH, AR
Pace Project No.: 60199011

Sample: MW-28-201507 **Lab ID: 60199011007** Collected: 07/22/15 10:50 Received: 07/23/15 02:49 Matrix: Water

Parameters	Results	Units	Report Limit	MDL	DF	Prepared	Analyzed	CAS No.	Qual
Alcohol by Direct Inject GCFID	Analytical Method: EPA 8015 - Alcohol								
2-Chloroethanol	ND	ug/L	10000	1980	1		07/29/15 00:40	107-07-3	
6010 MET ICP	Analytical Method: EPA 6010 Preparation Method: EPA 3010								
Iron	**135**	ug/L	50.0	9.0	1	07/24/15 14:45	07/27/15 13:32	7439-89-6	
Manganese	**58.6**	ug/L	5.0	2.4	1	07/24/15 14:45	07/27/15 12:11	7439-96-5	
8260 MSV	Analytical Method: EPA 5030B/8260								
Acetone	ND	ug/L	10.0	1.9	1		07/23/15 21:46	67-64-1	
Benzene	ND	ug/L	1.0	0.060	1		07/23/15 21:46	71-43-2	
Bromodichloromethane	ND	ug/L	1.0	0.19	1		07/23/15 21:46	75-27-4	
Bromoform	ND	ug/L	1.0	0.070	1		07/23/15 21:46	75-25-2	
Bromomethane	ND	ug/L	5.0	0.16	1		07/23/15 21:46	74-83-9	
2-Butanone (MEK)	ND	ug/L	10.0	0.59	1		07/23/15 21:46	78-93-3	
Carbon disulfide	ND	ug/L	5.0	0.12	1		07/23/15 21:46	75-15-0	
Carbon tetrachloride	ND	ug/L	1.0	0.18	1		07/23/15 21:46	56-23-5	
Chlorobenzene	ND	ug/L	1.0	0.21	1		07/23/15 21:46	108-90-7	
Chloroethane	ND	ug/L	1.0	0.15	1		07/23/15 21:46	75-00-3	
Chloroform	ND	ug/L	1.0	0.14	1		07/23/15 21:46	67-66-3	
Chloromethane	ND	ug/L	1.0	0.080	1		07/23/15 21:46	74-87-3	L3,M0, R1
Dibromochloromethane	ND	ug/L	1.0	0.21	1		07/23/15 21:46	124-48-1	
1,1-Dichloroethane	ND	ug/L	1.0	0.050	1		07/23/15 21:46	75-34-3	
1,2-Dichloroethane	ND	ug/L	1.0	0.12	1		07/23/15 21:46	107-06-2	
1,1-Dichloroethene	ND	ug/L	1.0	0.20	1		07/23/15 21:46	75-35-4	
cis-1,2-Dichloroethene	ND	ug/L	1.0	0.080	1		07/23/15 21:46	156-59-2	
trans-1,2-Dichloroethene	ND	ug/L	1.0	0.20	1		07/23/15 21:46	156-60-5	
1,2-Dichloropropane	ND	ug/L	1.0	0.16	1		07/23/15 21:46	78-87-5	
cis-1,3-Dichloropropene	ND	ug/L	1.0	0.14	1		07/23/15 21:46	10061-01-5	
trans-1,3-Dichloropropene	ND	ug/L	1.0	0.12	1		07/23/15 21:46	10061-02-6	
Ethylbenzene	ND	ug/L	1.0	0.18	1		07/23/15 21:46	100-41-4	
2-Hexanone	ND	ug/L	10.0	1.2	1		07/23/15 21:46	591-78-6	
Methylene chloride	ND	ug/L	1.0	0.15	1		07/23/15 21:46	75-09-2	
4-Methyl-2-pentanone (MIBK)	ND	ug/L	10.0	0.42	1		07/23/15 21:46	108-10-1	
Styrene	ND	ug/L	1.0	0.12	1		07/23/15 21:46	100-42-5	
1,1,2,2-Tetrachloroethane	ND	ug/L	1.0	0.15	1		07/23/15 21:46	79-34-5	
Tetrachloroethene	ND	ug/L	1.0	0.10	1		07/23/15 21:46	127-18-4	
Toluene	ND	ug/L	1.0	0.17	1		07/23/15 21:46	108-88-3	
1,1,1-Trichloroethane	ND	ug/L	1.0	0.11	1		07/23/15 21:46	71-55-6	
1,1,2-Trichloroethane	ND	ug/L	1.0	0.20	1		07/23/15 21:46	79-00-5	
Trichloroethene	ND	ug/L	1.0	0.17	1		07/23/15 21:46	79-01-6	
Vinyl chloride	ND	ug/L	1.0	0.13	1		07/23/15 21:46	75-01-4	
Xylene (Total)	ND	ug/L	3.0	0.42	1		07/23/15 21:46	1330-20-7	
Surrogates									
4-Bromofluorobenzene (S)	99	%	80-120		1		07/23/15 21:46	460-00-4	
1,2-Dichloroethane-d4 (S)	101	%	80-120		1		07/23/15 21:46	17060-07-0	
Toluene-d8 (S)	100	%	80-120		1		07/23/15 21:46	2037-26-5	

REPORT OF LABORATORY ANALYSIS

This report shall not be reproduced, except in full,
without the written consent of Pace Analytical Services, Inc..

Pace Analytical Services, Inc.
9608 Loiret Blvd.
Lenexa, KS 66219
(913)599-5665

ANALYTICAL RESULTS

Project: FORT SMITH, AR
Pace Project No.: 60199011

Sample: MW-28-201507 **Lab ID: 60199011007** Collected: 07/22/15 10:50 Received: 07/23/15 02:49 Matrix: Water

Parameters	Results	Units	Report Limit	MDL	DF	Prepared	Analyzed	CAS No.	Qual
8260 MSV	Analytical Method: EPA 5030B/8260								
Preservation pH	**1.0**		0.10	0.10	1		07/23/15 21:46		
2320B Alkalinity	Analytical Method: SM 2320B								
Alkalinity,Bicarbonate (CaCO3)	**73.7**	mg/L	20.0	2.0	1		08/03/15 09:55		
Alkalinity, Carbonate (CaCO3)	ND	mg/L	20.0	2.0	1		08/03/15 09:55		
Alkalinity, Total as CaCO3	**73.7**	mg/L	20.0	2.0	1		08/03/15 09:55		
Iron, Ferric (Calculation)	Analytical Method: SM 3500-Fe B#4								
Iron, Ferric	ND	mg/L	0.20		1		08/06/15 00:00	7439-89-6	
4500H+ pH, Electrometric	Analytical Method: SM 4500-H+B								
pH at 25 Degrees C	**6.2**	Std. Units	0.10	0.10	1		07/22/15 19:30		1e,H6
4500S2D Sulfide, Total	Analytical Method: SM 4500-S-2 D								
Sulfide, Total	ND	mg/L	0.050	0.012	1		07/27/15 10:12	18496-25-8	
300.0 IC Anions 28 Days	Analytical Method: EPA 300.0								
Chloride	**18.4**	mg/L	2.0	1.0	2		07/29/15 00:35	16887-00-6	
Sulfate	**39.1**	mg/L	2.0	0.47	2		07/29/15 00:35	14808-79-8	
350.1 Ammonia	Analytical Method: EPA 350.1								
Nitrogen, Ammonia	ND	mg/L	0.10	0.033	1		07/28/15 15:55	7664-41-7	M1
353.2 Nitrogen, NO2/NO3 unpres	Analytical Method: EPA 353.2								
Nitrogen, Nitrate	ND	mg/L	0.10	0.014	1		07/23/15 12:21		
Nitrogen, Nitrite	ND	mg/L	0.10	0.023	1		07/23/15 12:21		
Nitrogen, NO2 plus NO3	ND	mg/L	0.10	0.014	1		07/23/15 12:21		M1
Total Carbon Dioxide Calc	Analytical Method: SM 4500-CO2 D								
Carbon Dioxide Calculation	**162**	mg/L	20.0	20.0	1		07/30/15 00:00		
5310C TOC	Analytical Method: SM 5310C								
Total Organic Carbon	**0.75J**	mg/L	1.0	0.46	1		08/05/15 11:02	7440-44-0	
SM4500P-E, Total Phosphorus	Analytical Method: SM 4500-P E Preparation Method: SM4500-P B								
Phosphate as P04	**0.032**	mg/L	0.030	0.010	1	07/29/15 13:07	07/29/15 15:50		

REPORT OF LABORATORY ANALYSIS

This report shall not be reproduced, except in full,
without the written consent of Pace Analytical Services, Inc..

Pace Analytical Services, Inc.
9608 Loiret Blvd.
Lenexa, KS 66219
(913)599-5665

ANALYTICAL RESULTS

Project: FORT SMITH, AR
Pace Project No.: 60199011

Sample: MW-27-201507 **Lab ID: 60199011008** Collected: 07/22/15 13:25 Received: 07/23/15 02:49 Matrix: Water

Parameters	Results	Units	Report Limit	MDL	DF	Prepared	Analyzed	CAS No.	Qual
Alcohol by Direct Inject GCFID	Analytical Method: EPA 8015 - Alcohol								
2-Chloroethanol	ND	ug/L	10000	1980	1		07/29/15 00:51	107-07-3	
6010 MET ICP	Analytical Method: EPA 6010 Preparation Method: EPA 3010								
Iron	**654**	ug/L	50.0	9.0	1	07/24/15 14:45	07/27/15 12:22	7439-89-6	
Manganese	**13.8**	ug/L	5.0	2.4	1	07/24/15 14:45	07/27/15 12:22	7439-96-5	
8260 MSV	Analytical Method: EPA 5030B/8260								
Acetone	**2.6J**	ug/L	10.0	1.9	1		07/23/15 22:01	67-64-1	B
Benzene	ND	ug/L	1.0	0.060	1		07/23/15 22:01	71-43-2	
Bromodichloromethane	ND	ug/L	1.0	0.19	1		07/23/15 22:01	75-27-4	
Bromoform	ND	ug/L	1.0	0.070	1		07/23/15 22:01	75-25-2	
Bromomethane	ND	ug/L	5.0	0.16	1		07/23/15 22:01	74-83-9	
2-Butanone (MEK)	ND	ug/L	10.0	0.59	1		07/23/15 22:01	78-93-3	
Carbon disulfide	ND	ug/L	5.0	0.12	1		07/23/15 22:01	75-15-0	
Carbon tetrachloride	ND	ug/L	1.0	0.18	1		07/23/15 22:01	56-23-5	
Chlorobenzene	ND	ug/L	1.0	0.21	1		07/23/15 22:01	108-90-7	
Chloroethane	ND	ug/L	1.0	0.15	1		07/23/15 22:01	75-00-3	
Chloroform	ND	ug/L	1.0	0.14	1		07/23/15 22:01	67-66-3	
Chloromethane	ND	ug/L	1.0	0.080	1		07/23/15 22:01	74-87-3	L3
Dibromochloromethane	ND	ug/L	1.0	0.21	1		07/23/15 22:01	124-48-1	
1,1-Dichloroethane	ND	ug/L	1.0	0.050	1		07/23/15 22:01	75-34-3	
1,2-Dichloroethane	ND	ug/L	1.0	0.12	1		07/23/15 22:01	107-06-2	
1,1-Dichloroethene	ND	ug/L	1.0	0.20	1		07/23/15 22:01	75-35-4	
cis-1,2-Dichloroethene	ND	ug/L	1.0	0.080	1		07/23/15 22:01	156-59-2	
trans-1,2-Dichloroethene	ND	ug/L	1.0	0.20	1		07/23/15 22:01	156-60-5	
1,2-Dichloropropane	ND	ug/L	1.0	0.16	1		07/23/15 22:01	78-87-5	
cis-1,3-Dichloropropene	ND	ug/L	1.0	0.14	1		07/23/15 22:01	10061-01-5	
trans-1,3-Dichloropropene	ND	ug/L	1.0	0.12	1		07/23/15 22:01	10061-02-6	
Ethylbenzene	ND	ug/L	1.0	0.18	1		07/23/15 22:01	100-41-4	
2-Hexanone	ND	ug/L	10.0	1.2	1		07/23/15 22:01	591-78-6	
Methylene chloride	ND	ug/L	1.0	0.15	1		07/23/15 22:01	75-09-2	
4-Methyl-2-pentanone (MIBK)	ND	ug/L	10.0	0.42	1		07/23/15 22:01	108-10-1	
Styrene	ND	ug/L	1.0	0.12	1		07/23/15 22:01	100-42-5	
1,1,2,2-Tetrachloroethane	ND	ug/L	1.0	0.15	1		07/23/15 22:01	79-34-5	
Tetrachloroethene	ND	ug/L	1.0	0.10	1		07/23/15 22:01	127-18-4	
Toluene	ND	ug/L	1.0	0.17	1		07/23/15 22:01	108-88-3	
1,1,1-Trichloroethane	ND	ug/L	1.0	0.11	1		07/23/15 22:01	71-55-6	
1,1,2-Trichloroethane	ND	ug/L	1.0	0.20	1		07/23/15 22:01	79-00-5	
Trichloroethene	**0.18J**	ug/L	1.0	0.17	1		07/23/15 22:01	79-01-6	
Vinyl chloride	ND	ug/L	1.0	0.13	1		07/23/15 22:01	75-01-4	
Xylene (Total)	ND	ug/L	3.0	0.42	1		07/23/15 22:01	1330-20-7	
Surrogates									
4-Bromofluorobenzene (S)	98	%	80-120		1		07/23/15 22:01	460-00-4	
1,2-Dichloroethane-d4 (S)	100	%	80-120		1		07/23/15 22:01	17060-07-0	
Toluene-d8 (S)	96	%	80-120		1		07/23/15 22:01	2037-26-5	
Preservation pH	**1.0**		0.10	0.10	1		07/23/15 22:01		

REPORT OF LABORATORY ANALYSIS

This report shall not be reproduced, except in full,
without the written consent of Pace Analytical Services, Inc..

Pace Analytical Services, Inc.
9608 Loiret Blvd.
Lenexa, KS 66219
(913)599-5665

ANALYTICAL RESULTS

Project: FORT SMITH, AR
Pace Project No.: 60199011

Sample: MW-27-201507 **Lab ID: 60199011008** Collected: 07/22/15 13:25 Received: 07/23/15 02:49 Matrix: Water

Parameters	Results	Units	Report Limit	MDL	DF	Prepared	Analyzed	CAS No.	Qual
2320B Alkalinity	Analytical Method: SM 2320B								
Alkalinity,Bicarbonate (CaCO3)	**39.2**	mg/L	20.0	2.0	1		07/31/15 14:41		
Alkalinity, Carbonate (CaCO3)	ND	mg/L	20.0	2.0	1		07/31/15 14:41		
Alkalinity, Total as CaCO3	**39.2**	mg/L	20.0	2.0	1		07/31/15 14:41		
Iron, Ferric (Calculation)	Analytical Method: SM 3500-Fe B#4								
Iron, Ferric	**0.65**	mg/L	0.20		1		08/06/15 00:00	7439-89-6	
4500H+ pH, Electrometric	Analytical Method: SM 4500-H+B								
pH at 25 Degrees C	**6.6**	Std. Units	0.10	0.10	1		07/22/15 19:30		1e,H6
4500S2D Sulfide, Total	Analytical Method: SM 4500-S-2 D								
Sulfide, Total	ND	mg/L	0.050	0.012	1		07/27/15 10:12	18496-25-8	
300.0 IC Anions 28 Days	Analytical Method: EPA 300.0								
Chloride	**6.5**	mg/L	1.0	0.50	1		07/29/15 01:16	16887-00-6	
Sulfate	**8.3**	mg/L	1.0	0.24	1		07/29/15 01:16	14808-79-8	
350.1 Ammonia	Analytical Method: EPA 350.1								
Nitrogen, Ammonia	ND	mg/L	0.10	0.033	1		07/28/15 16:00	7664-41-7	
353.2 Nitrogen, NO2/NO3 unpres	Analytical Method: EPA 353.2								
Nitrogen, Nitrate	**0.74**	mg/L	0.10	0.014	1		07/23/15 12:23		
Nitrogen, Nitrite	ND	mg/L	0.10	0.023	1		07/23/15 12:23		
Nitrogen, NO2 plus NO3	**0.74**	mg/L	0.10	0.014	1		07/23/15 12:23		
Total Carbon Dioxide Calc	Analytical Method: SM 4500-CO2 D								
Carbon Dioxide Calculation	**56.5**	mg/L	20.0	20.0	1		07/30/15 00:00		
5310C TOC	Analytical Method: SM 5310C								
Total Organic Carbon	**3.1**	mg/L	1.0	0.46	1		08/05/15 11:28	7440-44-0	
SM4500P-E, Total Phosphorus	Analytical Method: SM 4500-P E Preparation Method: SM4500-P B								
Phosphate as P04	**0.070**	mg/L	0.030	0.010	1	07/29/15 13:07	07/29/15 15:50		

REPORT OF LABORATORY ANALYSIS

This report shall not be reproduced, except in full,
without the written consent of Pace Analytical Services, Inc..

Pace Analytical Services, Inc.
9608 Loiret Blvd.
Lenexa, KS 66219
(913)599-5665

ANALYTICAL RESULTS

Project: FORT SMITH, AR
Pace Project No.: 60199011

Sample: ITMW-15-201507 **Lab ID: 60199011009** Collected: 07/22/15 13:30 Received: 07/23/15 02:49 Matrix: Water

Parameters	Results	Units	Report Limit	MDL	DF	Prepared	Analyzed	CAS No.	Qual
Alcohol by Direct Inject GCFID	Analytical Method: EPA 8015 - Alcohol								
2-Chloroethanol	ND	ug/L	10000	1980	1		07/29/15 01:02	107-07-3	
6010 MET ICP	Analytical Method: EPA 6010 Preparation Method: EPA 3010								
Iron	**71.9**	ug/L	50.0	9.0	1	07/24/15 14:45	07/27/15 12:32	7439-89-6	
Manganese	**3.6J**	ug/L	5.0	2.4	1	07/24/15 14:45	07/27/15 12:32	7439-96-5	
8260 MSV	Analytical Method: EPA 5030B/8260								
Acetone	**13.5**	ug/L	10.0	1.9	1		07/23/15 22:16	67-64-1	B
Benzene	ND	ug/L	1.0	0.060	1		07/23/15 22:16	71-43-2	
Bromodichloromethane	ND	ug/L	1.0	0.19	1		07/23/15 22:16	75-27-4	
Bromoform	ND	ug/L	1.0	0.070	1		07/23/15 22:16	75-25-2	
Bromomethane	ND	ug/L	5.0	0.16	1		07/23/15 22:16	74-83-9	
2-Butanone (MEK)	ND	ug/L	10.0	0.59	1		07/23/15 22:16	78-93-3	
Carbon disulfide	ND	ug/L	5.0	0.12	1		07/23/15 22:16	75-15-0	
Carbon tetrachloride	ND	ug/L	1.0	0.18	1		07/23/15 22:16	56-23-5	
Chlorobenzene	ND	ug/L	1.0	0.21	1		07/23/15 22:16	108-90-7	
Chloroethane	ND	ug/L	1.0	0.15	1		07/23/15 22:16	75-00-3	
Chloroform	ND	ug/L	1.0	0.14	1		07/23/15 22:16	67-66-3	
Chloromethane	ND	ug/L	1.0	0.080	1		07/23/15 22:16	74-87-3	L3
Dibromochloromethane	ND	ug/L	1.0	0.21	1		07/23/15 22:16	124-48-1	
1,1-Dichloroethane	ND	ug/L	1.0	0.050	1		07/23/15 22:16	75-34-3	
1,2-Dichloroethane	ND	ug/L	1.0	0.12	1		07/23/15 22:16	107-06-2	
1,1-Dichloroethene	**0.31J**	ug/L	1.0	0.20	1		07/23/15 22:16	75-35-4	
cis-1,2-Dichloroethene	**22.4**	ug/L	1.0	0.080	1		07/23/15 22:16	156-59-2	
trans-1,2-Dichloroethene	**1.0**	ug/L	1.0	0.20	1		07/23/15 22:16	156-60-5	
1,2-Dichloropropane	ND	ug/L	1.0	0.16	1		07/23/15 22:16	78-87-5	
cis-1,3-Dichloropropene	ND	ug/L	1.0	0.14	1		07/23/15 22:16	10061-01-5	
trans-1,3-Dichloropropene	ND	ug/L	1.0	0.12	1		07/23/15 22:16	10061-02-6	
Ethylbenzene	ND	ug/L	1.0	0.18	1		07/23/15 22:16	100-41-4	
2-Hexanone	ND	ug/L	10.0	1.2	1		07/23/15 22:16	591-78-6	
Methylene chloride	ND	ug/L	1.0	0.15	1		07/23/15 22:16	75-09-2	
4-Methyl-2-pentanone (MIBK)	ND	ug/L	10.0	0.42	1		07/23/15 22:16	108-10-1	
Styrene	ND	ug/L	1.0	0.12	1		07/23/15 22:16	100-42-5	
1,1,2,2-Tetrachloroethane	ND	ug/L	1.0	0.15	1		07/23/15 22:16	79-34-5	
Tetrachloroethene	ND	ug/L	1.0	0.10	1		07/23/15 22:16	127-18-4	
Toluene	ND	ug/L	1.0	0.17	1		07/23/15 22:16	108-88-3	
1,1,1-Trichloroethane	ND	ug/L	1.0	0.11	1		07/23/15 22:16	71-55-6	
1,1,2-Trichloroethane	ND	ug/L	1.0	0.20	1		07/23/15 22:16	79-00-5	
Trichloroethene	**110**	ug/L	1.0	0.17	1		07/23/15 22:16	79-01-6	
Vinyl chloride	**1.3**	ug/L	1.0	0.13	1		07/23/15 22:16	75-01-4	
Xylene (Total)	ND	ug/L	3.0	0.42	1		07/23/15 22:16	1330-20-7	
Surrogates									
4-Bromofluorobenzene (S)	98	%	80-120		1		07/23/15 22:16	460-00-4	
1,2-Dichloroethane-d4 (S)	99	%	80-120		1		07/23/15 22:16	17060-07-0	
Toluene-d8 (S)	98	%	80-120		1		07/23/15 22:16	2037-26-5	
Preservation pH	**1.0**		0.10	0.10	1		07/23/15 22:16		

REPORT OF LABORATORY ANALYSIS

This report shall not be reproduced, except in full,
without the written consent of Pace Analytical Services, Inc..

Pace Analytical Services, Inc.
9608 Loiret Blvd.
Lenexa, KS 66219
(913)599-5665

ANALYTICAL RESULTS

Project: FORT SMITH, AR
Pace Project No.: 60199011

Sample: ITMW-15-201507 **Lab ID: 60199011009** Collected: 07/22/15 13:30 Received: 07/23/15 02:49 Matrix: Water

Parameters	Results	Units	Report Limit	MDL	DF	Prepared	Analyzed	CAS No.	Qual
2320B Alkalinity	Analytical Method: SM 2320B								
Alkalinity,Bicarbonate (CaCO3)	ND	mg/L	20.0	2.0	1		07/31/15 14:48		
Alkalinity, Carbonate (CaCO3)	**44.5**	mg/L	20.0	2.0	1		07/31/15 14:48		
Alkalinity, Total as CaCO3	**64.8**	mg/L	20.0	2.0	1		07/31/15 14:48		
Iron, Ferric (Calculation)	Analytical Method: SM 3500-Fe B#4								
Iron, Ferric	**0.72**	mg/L	0.20		1		08/06/15 00:00	7439-89-6	
4500H+ pH, Electrometric	Analytical Method: SM 4500-H+B								
pH at 25 Degrees C	**11.1**	Std. Units	0.10	0.10	1		07/22/15 19:30		1e,H6
4500S2D Sulfide, Total	Analytical Method: SM 4500-S-2 D								
Sulfide, Total	ND	mg/L	0.050	0.012	1		07/27/15 10:13	18496-25-8	
300.0 IC Anions 28 Days	Analytical Method: EPA 300.0								
Chloride	**2.7**	mg/L	1.0	0.50	1		07/29/15 01:30	16887-00-6	
Sulfate	**2.6**	mg/L	1.0	0.24	1		07/29/15 01:30	14808-79-8	
350.1 Ammonia	Analytical Method: EPA 350.1								
Nitrogen, Ammonia	**0.15**	mg/L	0.10	0.033	1		07/28/15 16:01	7664-41-7	
353.2 Nitrogen, NO2/NO3 unpres	Analytical Method: EPA 353.2								
Nitrogen, Nitrate	**0.15**	mg/L	0.10	0.014	1		07/23/15 12:24		
Nitrogen, Nitrite	ND	mg/L	0.10	0.023	1		07/23/15 12:24		
Nitrogen, NO2 plus NO3	**0.15**	mg/L	0.10	0.014	1		07/23/15 12:24		
Total Carbon Dioxide Calc	Analytical Method: SM 4500-CO2 D								
Carbon Dioxide Calculation	ND	mg/L	20.0	20.0	1		07/30/15 00:00		
5310C TOC	Analytical Method: SM 5310C								
Total Organic Carbon	**1.5**	mg/L	1.0	0.46	1		08/05/15 11:41	7440-44-0	
SM4500P-E, Total Phosphorus	Analytical Method: SM 4500-P E Preparation Method: SM4500-P B								
Phosphate as P04	**0.066**	mg/L	0.030	0.010	1	07/29/15 13:07	07/29/15 15:50		

REPORT OF LABORATORY ANALYSIS

This report shall not be reproduced, except in full,
without the written consent of Pace Analytical Services, Inc..

Pace Analytical Services, Inc.
9608 Loiret Blvd.
Lenexa, KS 66219
(913)599-5665

ANALYTICAL RESULTS

Project: FORT SMITH, AR
Pace Project No.: 60199011

Sample: ITMW-1-201507 **Lab ID: 60199011010** Collected: 07/22/15 10:35 Received: 07/23/15 02:49 Matrix: Water

Parameters	Results	Units	Report Limit	MDL	DF	Prepared	Analyzed	CAS No.	Qual
Alcohol by Direct Inject GCFID	Analytical Method: EPA 8015 - Alcohol								
2-Chloroethanol	ND	ug/L	10000	1980	1		07/29/15 01:13	107-07-3	
6010 MET ICP	Analytical Method: EPA 6010 Preparation Method: EPA 3010								
Iron	ND	ug/L	50.0	9.0	1	07/24/15 14:45	07/27/15 12:36	7439-89-6	
Manganese	**5.4**	ug/L	5.0	2.4	1	07/24/15 14:45	07/27/15 12:36	7439-96-5	
8260 MSV	Analytical Method: EPA 5030B/8260								
Acetone	ND	ug/L	10.0	1.9	1		07/23/15 22:31	67-64-1	
Benzene	ND	ug/L	1.0	0.060	1		07/23/15 22:31	71-43-2	
Bromodichloromethane	ND	ug/L	1.0	0.19	1		07/23/15 22:31	75-27-4	
Bromoform	ND	ug/L	1.0	0.070	1		07/23/15 22:31	75-25-2	
Bromomethane	ND	ug/L	5.0	0.16	1		07/23/15 22:31	74-83-9	
2-Butanone (MEK)	ND	ug/L	10.0	0.59	1		07/23/15 22:31	78-93-3	
Carbon disulfide	ND	ug/L	5.0	0.12	1		07/23/15 22:31	75-15-0	
Carbon tetrachloride	ND	ug/L	1.0	0.18	1		07/23/15 22:31	56-23-5	
Chlorobenzene	ND	ug/L	1.0	0.21	1		07/23/15 22:31	108-90-7	
Chloroethane	ND	ug/L	1.0	0.15	1		07/23/15 22:31	75-00-3	
Chloroform	ND	ug/L	1.0	0.14	1		07/23/15 22:31	67-66-3	
Chloromethane	ND	ug/L	1.0	0.080	1		07/23/15 22:31	74-87-3	L3
Dibromochloromethane	ND	ug/L	1.0	0.21	1		07/23/15 22:31	124-48-1	
1,1-Dichloroethane	**0.34J**	ug/L	1.0	0.050	1		07/23/15 22:31	75-34-3	
1,2-Dichloroethane	ND	ug/L	1.0	0.12	1		07/23/15 22:31	107-06-2	
1,1-Dichloroethene	ND	ug/L	1.0	0.20	1		07/23/15 22:31	75-35-4	
cis-1,2-Dichloroethene	**5.3**	ug/L	1.0	0.080	1		07/23/15 22:31	156-59-2	
trans-1,2-Dichloroethene	**0.48J**	ug/L	1.0	0.20	1		07/23/15 22:31	156-60-5	
1,2-Dichloropropane	ND	ug/L	1.0	0.16	1		07/23/15 22:31	78-87-5	
cis-1,3-Dichloropropene	ND	ug/L	1.0	0.14	1		07/23/15 22:31	10061-01-5	
trans-1,3-Dichloropropene	ND	ug/L	1.0	0.12	1		07/23/15 22:31	10061-02-6	
Ethylbenzene	ND	ug/L	1.0	0.18	1		07/23/15 22:31	100-41-4	
2-Hexanone	ND	ug/L	10.0	1.2	1		07/23/15 22:31	591-78-6	
Methylene chloride	ND	ug/L	1.0	0.15	1		07/23/15 22:31	75-09-2	
4-Methyl-2-pentanone (MIBK)	ND	ug/L	10.0	0.42	1		07/23/15 22:31	108-10-1	
Styrene	ND	ug/L	1.0	0.12	1		07/23/15 22:31	100-42-5	
1,1,2,2-Tetrachloroethane	ND	ug/L	1.0	0.15	1		07/23/15 22:31	79-34-5	
Tetrachloroethene	ND	ug/L	1.0	0.10	1		07/23/15 22:31	127-18-4	
Toluene	ND	ug/L	1.0	0.17	1		07/23/15 22:31	108-88-3	
1,1,1-Trichloroethane	ND	ug/L	1.0	0.11	1		07/23/15 22:31	71-55-6	
1,1,2-Trichloroethane	ND	ug/L	1.0	0.20	1		07/23/15 22:31	79-00-5	
Trichloroethene	**10.5**	ug/L	1.0	0.17	1		07/23/15 22:31	79-01-6	
Vinyl chloride	ND	ug/L	1.0	0.13	1		07/23/15 22:31	75-01-4	
Xylene (Total)	ND	ug/L	3.0	0.42	1		07/23/15 22:31	1330-20-7	
Surrogates									
4-Bromofluorobenzene (S)	102	%	80-120		1		07/23/15 22:31	460-00-4	
1,2-Dichloroethane-d4 (S)	97	%	80-120		1		07/23/15 22:31	17060-07-0	
Toluene-d8 (S)	100	%	80-120		1		07/23/15 22:31	2037-26-5	
Preservation pH	**1.0**		0.10	0.10	1		07/23/15 22:31		

REPORT OF LABORATORY ANALYSIS

This report shall not be reproduced, except in full,
without the written consent of Pace Analytical Services, Inc..

Pace Analytical Services, Inc.
9608 Loiret Blvd.
Lenexa, KS 66219
(913)599-5665

ANALYTICAL RESULTS

Project: FORT SMITH, AR
Pace Project No.: 60199011

Sample: ITMW-1-201507 **Lab ID: 60199011010** Collected: 07/22/15 10:35 Received: 07/23/15 02:49 Matrix: Water

Parameters	Results	Units	Report Limit	MDL	DF	Prepared	Analyzed	CAS No.	Qual
2320B Alkalinity	Analytical Method: SM 2320B								
Alkalinity,Bicarbonate (CaCO3)	**69.4**	mg/L	20.0	2.0	1		07/31/15 14:51		
Alkalinity, Carbonate (CaCO3)	ND	mg/L	20.0	2.0	1		07/31/15 14:51		
Alkalinity, Total as CaCO3	**69.4**	mg/L	20.0	2.0	1		07/31/15 14:51		
Iron, Ferric (Calculation)	Analytical Method: SM 3500-Fe B#4								
Iron, Ferric	ND	mg/L	0.20		1		08/06/15 00:00	7439-89-6	
4500H+ pH, Electrometric	Analytical Method: SM 4500-H+B								
pH at 25 Degrees C	**6.0**	Std. Units	0.10	0.10	1		07/22/15 19:30		1e,H6
4500S2D Sulfide, Total	Analytical Method: SM 4500-S-2 D								
Sulfide, Total	ND	mg/L	0.050	0.012	1		07/27/15 10:13	18496-25-8	
300.0 IC Anions 28 Days	Analytical Method: EPA 300.0								
Chloride	**87.8**	mg/L	5.0	2.5	5		07/29/15 01:57	16887-00-6	
Sulfate	**20.8**	mg/L	2.0	0.47	2		07/29/15 01:44	14808-79-8	
350.1 Ammonia	Analytical Method: EPA 350.1								
Nitrogen, Ammonia	ND	mg/L	0.10	0.033	1		07/28/15 16:02	7664-41-7	
353.2 Nitrogen, NO2/NO3 unpres	Analytical Method: EPA 353.2								
Nitrogen, Nitrate	**0.81**	mg/L	0.10	0.014	1		07/23/15 12:24		
Nitrogen, Nitrite	ND	mg/L	0.10	0.023	1		07/23/15 12:24		
Nitrogen, NO2 plus NO3	**0.81**	mg/L	0.10	0.014	1		07/23/15 12:24		
Total Carbon Dioxide Calc	Analytical Method: SM 4500-CO2 D								
Carbon Dioxide Calculation	**203**	mg/L	20.0	20.0	1		07/30/15 00:00		
5310C TOC	Analytical Method: SM 5310C								
Total Organic Carbon	ND	mg/L	1.0	0.46	1		08/05/15 11:54	7440-44-0	
SM4500P-E, Total Phosphorus	Analytical Method: SM 4500-P E Preparation Method: SM4500-P B								
Phosphate as P04	ND	mg/L	0.030	0.010	1	07/29/15 13:07	07/29/15 15:50		

REPORT OF LABORATORY ANALYSIS

This report shall not be reproduced, except in full,
without the written consent of Pace Analytical Services, Inc..

Pace Analytical Services, Inc.
9608 Loiret Blvd.
Lenexa, KS 66219
(913)599-5665

ANALYTICAL RESULTS

Project: FORT SMITH, AR
Pace Project No.: 60199011

Sample: TB-09-201507 **Lab ID: 60199011011** Collected: 07/22/15 08:00 Received: 07/23/15 02:49 Matrix: Water

Parameters	Results	Units	Report Limit	MDL	DF	Prepared	Analyzed	CAS No.	Qual
8260 MSV	Analytical Method: EPA 5030B/8260								
Acetone	**3.0J**	ug/L	10.0	1.9	1		07/23/15 20:32	67-64-1	B
Benzene	ND	ug/L	1.0	0.060	1		07/23/15 20:32	71-43-2	
Bromodichloromethane	ND	ug/L	1.0	0.19	1		07/23/15 20:32	75-27-4	
Bromoform	ND	ug/L	1.0	0.070	1		07/23/15 20:32	75-25-2	
Bromomethane	ND	ug/L	5.0	0.16	1		07/23/15 20:32	74-83-9	
2-Butanone (MEK)	ND	ug/L	10.0	0.59	1		07/23/15 20:32	78-93-3	
Carbon disulfide	ND	ug/L	5.0	0.12	1		07/23/15 20:32	75-15-0	
Carbon tetrachloride	ND	ug/L	1.0	0.18	1		07/23/15 20:32	56-23-5	
Chlorobenzene	ND	ug/L	1.0	0.21	1		07/23/15 20:32	108-90-7	
Chloroethane	ND	ug/L	1.0	0.15	1		07/23/15 20:32	75-00-3	
Chloroform	ND	ug/L	1.0	0.14	1		07/23/15 20:32	67-66-3	
Chloromethane	ND	ug/L	1.0	0.080	1		07/23/15 20:32	74-87-3	L3
Dibromochloromethane	ND	ug/L	1.0	0.21	1		07/23/15 20:32	124-48-1	
1,1-Dichloroethane	ND	ug/L	1.0	0.050	1		07/23/15 20:32	75-34-3	
1,2-Dichloroethane	ND	ug/L	1.0	0.12	1		07/23/15 20:32	107-06-2	
1,1-Dichloroethene	ND	ug/L	1.0	0.20	1		07/23/15 20:32	75-35-4	
cis-1,2-Dichloroethene	ND	ug/L	1.0	0.080	1		07/23/15 20:32	156-59-2	
trans-1,2-Dichloroethene	ND	ug/L	1.0	0.20	1		07/23/15 20:32	156-60-5	
1,2-Dichloropropane	ND	ug/L	1.0	0.16	1		07/23/15 20:32	78-87-5	
cis-1,3-Dichloropropene	ND	ug/L	1.0	0.14	1		07/23/15 20:32	10061-01-5	
trans-1,3-Dichloropropene	ND	ug/L	1.0	0.12	1		07/23/15 20:32	10061-02-6	
Ethylbenzene	ND	ug/L	1.0	0.18	1		07/23/15 20:32	100-41-4	
2-Hexanone	ND	ug/L	10.0	1.2	1		07/23/15 20:32	591-78-6	
Methylene chloride	ND	ug/L	1.0	0.15	1		07/23/15 20:32	75-09-2	
4-Methyl-2-pentanone (MIBK)	ND	ug/L	10.0	0.42	1		07/23/15 20:32	108-10-1	
Styrene	ND	ug/L	1.0	0.12	1		07/23/15 20:32	100-42-5	
1,1,2,2-Tetrachloroethane	ND	ug/L	1.0	0.15	1		07/23/15 20:32	79-34-5	
Tetrachloroethene	ND	ug/L	1.0	0.10	1		07/23/15 20:32	127-18-4	
Toluene	ND	ug/L	1.0	0.17	1		07/23/15 20:32	108-88-3	
1,1,1-Trichloroethane	ND	ug/L	1.0	0.11	1		07/23/15 20:32	71-55-6	
1,1,2-Trichloroethane	ND	ug/L	1.0	0.20	1		07/23/15 20:32	79-00-5	
Trichloroethene	ND	ug/L	1.0	0.17	1		07/23/15 20:32	79-01-6	
Vinyl chloride	ND	ug/L	1.0	0.13	1		07/23/15 20:32	75-01-4	
Xylene (Total)	ND	ug/L	3.0	0.42	1		07/23/15 20:32	1330-20-7	
Surrogates									
4-Bromofluorobenzene (S)	101	%	80-120		1		07/23/15 20:32	460-00-4	
1,2-Dichloroethane-d4 (S)	95	%	80-120		1		07/23/15 20:32	17060-07-0	
Toluene-d8 (S)	102	%	80-120		1		07/23/15 20:32	2037-26-5	
Preservation pH	**1.0**		0.10	0.10	1		07/23/15 20:32		

REPORT OF LABORATORY ANALYSIS

This report shall not be reproduced, except in full,
without the written consent of Pace Analytical Services, Inc..

Pace Analytical Services, Inc.
9608 Loiret Blvd.
Lenexa, KS 66219
(913)599-5665

ANALYTICAL RESULTS

Project: FORT SMITH, AR
Pace Project No.: 60199011

Sample: ITMW-2-201507 **Lab ID: 60199011012** Collected: 07/22/15 08:50 Received: 07/23/15 02:49 Matrix: Water

Parameters	Results	Units	Report Limit	MDL	DF	Prepared	Analyzed	CAS No.	Qual
Alcohol by Direct Inject GCFID	Analytical Method: EPA 8015 - Alcohol								
2-Chloroethanol	ND	ug/L	10000	1980	1		07/29/15 01:24	107-07-3	
6010 MET ICP	Analytical Method: EPA 6010 Preparation Method: EPA 3010								
Iron	**509**	ug/L	50.0	9.0	1	07/24/15 14:45	07/27/15 12:39	7439-89-6	
Manganese	**45.4**	ug/L	5.0	2.4	1	07/24/15 14:45	07/27/15 13:36	7439-96-5	
8260 MSV	Analytical Method: EPA 5030B/8260								
Acetone	ND	ug/L	10.0	1.9	1		07/23/15 22:46	67-64-1	
Benzene	ND	ug/L	1.0	0.060	1		07/23/15 22:46	71-43-2	
Bromodichloromethane	ND	ug/L	1.0	0.19	1		07/23/15 22:46	75-27-4	
Bromoform	ND	ug/L	1.0	0.070	1		07/23/15 22:46	75-25-2	
Bromomethane	ND	ug/L	5.0	0.16	1		07/23/15 22:46	74-83-9	
2-Butanone (MEK)	ND	ug/L	10.0	0.59	1		07/23/15 22:46	78-93-3	
Carbon disulfide	ND	ug/L	5.0	0.12	1		07/23/15 22:46	75-15-0	
Carbon tetrachloride	ND	ug/L	1.0	0.18	1		07/23/15 22:46	56-23-5	
Chlorobenzene	ND	ug/L	1.0	0.21	1		07/23/15 22:46	108-90-7	
Chloroethane	ND	ug/L	1.0	0.15	1		07/23/15 22:46	75-00-3	
Chloroform	ND	ug/L	1.0	0.14	1		07/23/15 22:46	67-66-3	
Chloromethane	ND	ug/L	1.0	0.080	1		07/23/15 22:46	74-87-3	L3
Dibromochloromethane	ND	ug/L	1.0	0.21	1		07/23/15 22:46	124-48-1	
1,1-Dichloroethane	ND	ug/L	1.0	0.050	1		07/23/15 22:46	75-34-3	
1,2-Dichloroethane	ND	ug/L	1.0	0.12	1		07/23/15 22:46	107-06-2	
1,1-Dichloroethene	ND	ug/L	1.0	0.20	1		07/23/15 22:46	75-35-4	
cis-1,2-Dichloroethene	**0.26J**	ug/L	1.0	0.080	1		07/23/15 22:46	156-59-2	
trans-1,2-Dichloroethene	ND	ug/L	1.0	0.20	1		07/23/15 22:46	156-60-5	
1,2-Dichloropropane	ND	ug/L	1.0	0.16	1		07/23/15 22:46	78-87-5	
cis-1,3-Dichloropropene	ND	ug/L	1.0	0.14	1		07/23/15 22:46	10061-01-5	
trans-1,3-Dichloropropene	ND	ug/L	1.0	0.12	1		07/23/15 22:46	10061-02-6	
Ethylbenzene	ND	ug/L	1.0	0.18	1		07/23/15 22:46	100-41-4	
2-Hexanone	ND	ug/L	10.0	1.2	1		07/23/15 22:46	591-78-6	
Methylene chloride	ND	ug/L	1.0	0.15	1		07/23/15 22:46	75-09-2	
4-Methyl-2-pentanone (MIBK)	ND	ug/L	10.0	0.42	1		07/23/15 22:46	108-10-1	
Styrene	ND	ug/L	1.0	0.12	1		07/23/15 22:46	100-42-5	
1,1,2,2-Tetrachloroethane	ND	ug/L	1.0	0.15	1		07/23/15 22:46	79-34-5	
Tetrachloroethene	ND	ug/L	1.0	0.10	1		07/23/15 22:46	127-18-4	
Toluene	ND	ug/L	1.0	0.17	1		07/23/15 22:46	108-88-3	
1,1,1-Trichloroethane	ND	ug/L	1.0	0.11	1		07/23/15 22:46	71-55-6	
1,1,2-Trichloroethane	ND	ug/L	1.0	0.20	1		07/23/15 22:46	79-00-5	
Trichloroethene	**0.24J**	ug/L	1.0	0.17	1		07/23/15 22:46	79-01-6	
Vinyl chloride	ND	ug/L	1.0	0.13	1		07/23/15 22:46	75-01-4	
Xylene (Total)	ND	ug/L	3.0	0.42	1		07/23/15 22:46	1330-20-7	
Surrogates									
4-Bromofluorobenzene (S)	99	%	80-120		1		07/23/15 22:46	460-00-4	
1,2-Dichloroethane-d4 (S)	97	%	80-120		1		07/23/15 22:46	17060-07-0	
Toluene-d8 (S)	98	%	80-120		1		07/23/15 22:46	2037-26-5	
Preservation pH	**1.0**		0.10	0.10	1		07/23/15 22:46		

REPORT OF LABORATORY ANALYSIS

This report shall not be reproduced, except in full,
without the written consent of Pace Analytical Services, Inc..

Pace Analytical Services, Inc.
9608 Loiret Blvd.
Lenexa, KS 66219
(913)599-5665

ANALYTICAL RESULTS

Project: FORT SMITH, AR
Pace Project No.: 60199011

Sample: ITMW-2-201507 **Lab ID: 60199011012** Collected: 07/22/15 08:50 Received: 07/23/15 02:49 Matrix: Water

Parameters	Results	Units	Report Limit	MDL	DF	Prepared	Analyzed	CAS No.	Qual
2320B Alkalinity	Analytical Method: SM 2320B								
Alkalinity,Bicarbonate (CaCO3)	**58.7**	mg/L	20.0	2.0	1		07/31/15 14:54		
Alkalinity, Carbonate (CaCO3)	ND	mg/L	20.0	2.0	1		07/31/15 14:54		
Alkalinity, Total as CaCO3	**58.7**	mg/L	20.0	2.0	1		07/31/15 14:54		
Iron, Ferric (Calculation)	Analytical Method: SM 3500-Fe B#4								
Iron, Ferric	**0.51**	mg/L	0.20		1		08/06/15 00:00	7439-89-6	
4500H+ pH, Electrometric	Analytical Method: SM 4500-H+B								
pH at 25 Degrees C	**5.9**	Std. Units	0.10	0.10	1		07/22/15 19:30		1e,H6
4500S2D Sulfide, Total	Analytical Method: SM 4500-S-2 D								
Sulfide, Total	ND	mg/L	0.050	0.012	1		07/27/15 10:14	18496-25-8	
300.0 IC Anions 28 Days	Analytical Method: EPA 300.0								
Chloride	**133**	mg/L	20.0	10.0	20		07/28/15 18:40	16887-00-6	
Sulfate	**19.2**	mg/L	2.0	0.47	2		07/29/15 02:38	14808-79-8	
350.1 Ammonia	Analytical Method: EPA 350.1								
Nitrogen, Ammonia	**0.035J**	mg/L	0.10	0.033	1		07/28/15 16:04	7664-41-7	
353.2 Nitrogen, NO2/NO3 unpres	Analytical Method: EPA 353.2								
Nitrogen, Nitrate	**0.93**	mg/L	0.10	0.014	1		07/23/15 12:27		
Nitrogen, Nitrite	ND	mg/L	0.10	0.023	1		07/23/15 12:27		
Nitrogen, NO2 plus NO3	**0.93**	mg/L	0.10	0.014	1		07/23/15 12:27		
Total Carbon Dioxide Calc	Analytical Method: SM 4500-CO2 D								
Carbon Dioxide Calculation	**186**	mg/L	20.0	20.0	1		07/30/15 00:00		
5310C TOC	Analytical Method: SM 5310C								
Total Organic Carbon	ND	mg/L	1.0	0.46	1		08/05/15 12:07	7440-44-0	
SM4500P-E, Total Phosphorus	Analytical Method: SM 4500-P E Preparation Method: SM4500-P B								
Phosphate as P04	**0.032**	mg/L	0.030	0.010	1	07/29/15 13:07	07/29/15 15:50		

REPORT OF LABORATORY ANALYSIS

This report shall not be reproduced, except in full,
without the written consent of Pace Analytical Services, Inc..

Pace Analytical Services, Inc.
9608 Loiret Blvd.
Lenexa, KS 66219
(913)599-5665

ANALYTICAL RESULTS

Project: FORT SMITH, AR
Pace Project No.: 60199011

Sample: ITMW-14-201507 **Lab ID: 60199011013** Collected: 07/22/15 11:05 Received: 07/23/15 02:49 Matrix: Water

Parameters	Results	Units	Report Limit	MDL	DF	Prepared	Analyzed	CAS No.	Qual
Alcohol by Direct Inject GCFID	Analytical Method: EPA 8015 - Alcohol								
2-Chloroethanol	ND	ug/L	10000	1980	1		07/29/15 01:36	107-07-3	
6010 MET ICP	Analytical Method: EPA 6010 Preparation Method: EPA 3010								
Iron	**490**	ug/L	50.0	9.0	1	07/24/15 14:45	07/27/15 12:43	7439-89-6	
Manganese	**9.4**	ug/L	5.0	2.4	1	07/24/15 14:45	07/27/15 12:43	7439-96-5	
8260 MSV	Analytical Method: EPA 5030B/8260								
Acetone	ND	ug/L	10.0	1.9	1		07/23/15 23:01	67-64-1	
Benzene	ND	ug/L	1.0	0.060	1		07/23/15 23:01	71-43-2	
Bromodichloromethane	ND	ug/L	1.0	0.19	1		07/23/15 23:01	75-27-4	
Bromoform	ND	ug/L	1.0	0.070	1		07/23/15 23:01	75-25-2	
Bromomethane	ND	ug/L	5.0	0.16	1		07/23/15 23:01	74-83-9	
2-Butanone (MEK)	ND	ug/L	10.0	0.59	1		07/23/15 23:01	78-93-3	
Carbon disulfide	ND	ug/L	5.0	0.12	1		07/23/15 23:01	75-15-0	
Carbon tetrachloride	ND	ug/L	1.0	0.18	1		07/23/15 23:01	56-23-5	
Chlorobenzene	ND	ug/L	1.0	0.21	1		07/23/15 23:01	108-90-7	
Chloroethane	ND	ug/L	1.0	0.15	1		07/23/15 23:01	75-00-3	
Chloroform	ND	ug/L	1.0	0.14	1		07/23/15 23:01	67-66-3	
Chloromethane	ND	ug/L	1.0	0.080	1		07/23/15 23:01	74-87-3	L3
Dibromochloromethane	ND	ug/L	1.0	0.21	1		07/23/15 23:01	124-48-1	
1,1-Dichloroethane	ND	ug/L	1.0	0.050	1		07/23/15 23:01	75-34-3	
1,2-Dichloroethane	**0.60J**	ug/L	1.0	0.12	1		07/23/15 23:01	107-06-2	
1,1-Dichloroethene	ND	ug/L	1.0	0.20	1		07/23/15 23:01	75-35-4	
cis-1,2-Dichloroethene	**9.6**	ug/L	1.0	0.080	1		07/23/15 23:01	156-59-2	
trans-1,2-Dichloroethene	**0.66J**	ug/L	1.0	0.20	1		07/23/15 23:01	156-60-5	
1,2-Dichloropropane	ND	ug/L	1.0	0.16	1		07/23/15 23:01	78-87-5	
cis-1,3-Dichloropropene	ND	ug/L	1.0	0.14	1		07/23/15 23:01	10061-01-5	
trans-1,3-Dichloropropene	ND	ug/L	1.0	0.12	1		07/23/15 23:01	10061-02-6	
Ethylbenzene	ND	ug/L	1.0	0.18	1		07/23/15 23:01	100-41-4	
2-Hexanone	ND	ug/L	10.0	1.2	1		07/23/15 23:01	591-78-6	
Methylene chloride	ND	ug/L	1.0	0.15	1		07/23/15 23:01	75-09-2	
4-Methyl-2-pentanone (MIBK)	ND	ug/L	10.0	0.42	1		07/23/15 23:01	108-10-1	
Styrene	ND	ug/L	1.0	0.12	1		07/23/15 23:01	100-42-5	
1,1,2,2-Tetrachloroethane	ND	ug/L	1.0	0.15	1		07/23/15 23:01	79-34-5	
Tetrachloroethene	**19.8**	ug/L	1.0	0.10	1		07/23/15 23:01	127-18-4	
Toluene	ND	ug/L	1.0	0.17	1		07/23/15 23:01	108-88-3	
1,1,1-Trichloroethane	ND	ug/L	1.0	0.11	1		07/23/15 23:01	71-55-6	
1,1,2-Trichloroethane	ND	ug/L	1.0	0.20	1		07/23/15 23:01	79-00-5	
Trichloroethene	**4.3**	ug/L	1.0	0.17	1		07/23/15 23:01	79-01-6	
Vinyl chloride	ND	ug/L	1.0	0.13	1		07/23/15 23:01	75-01-4	
Xylene (Total)	ND	ug/L	3.0	0.42	1		07/23/15 23:01	1330-20-7	
Surrogates									
4-Bromofluorobenzene (S)	98	%	80-120		1		07/23/15 23:01	460-00-4	
1,2-Dichloroethane-d4 (S)	100	%	80-120		1		07/23/15 23:01	17060-07-0	
Toluene-d8 (S)	100	%	80-120		1		07/23/15 23:01	2037-26-5	
Preservation pH	**1.0**		0.10	0.10	1		07/23/15 23:01		

REPORT OF LABORATORY ANALYSIS

This report shall not be reproduced, except in full,
without the written consent of Pace Analytical Services, Inc..

Pace Analytical Services, Inc.
9608 Loiret Blvd.
Lenexa, KS 66219
(913)599-5665

ANALYTICAL RESULTS

Project: FORT SMITH, AR
Pace Project No.: 60199011

Sample: ITMW-14-201507 **Lab ID: 60199011013** Collected: 07/22/15 11:05 Received: 07/23/15 02:49 Matrix: Water

Parameters	Results	Units	Report Limit	MDL	DF	Prepared	Analyzed	CAS No.	Qual
2320B Alkalinity	Analytical Method: SM 2320B								
Alkalinity,Bicarbonate (CaCO3)	**74.0**	mg/L	20.0	2.0	1		07/31/15 14:59		
Alkalinity, Carbonate (CaCO3)	ND	mg/L	20.0	2.0	1		07/31/15 14:59		
Alkalinity, Total as CaCO3	**74.0**	mg/L	20.0	2.0	1		07/31/15 14:59		
Iron, Ferric (Calculation)	Analytical Method: SM 3500-Fe B#4								
Iron, Ferric	**0.38**	mg/L	0.20		1		08/06/15 00:00	7439-89-6	
4500H+ pH, Electrometric	Analytical Method: SM 4500-H+B								
pH at 25 Degrees C	**6.1**	Std. Units	0.10	0.10	1		07/22/15 19:30		1e,H6
4500S2D Sulfide, Total	Analytical Method: SM 4500-S-2 D								
Sulfide, Total	ND	mg/L	0.050	0.012	1		07/27/15 10:15	18496-25-8	
300.0 IC Anions 28 Days	Analytical Method: EPA 300.0								
Chloride	**7.2**	mg/L	1.0	0.50	1		07/29/15 02:52	16887-00-6	
Sulfate	**11.5**	mg/L	1.0	0.24	1		07/29/15 02:52	14808-79-8	
350.1 Ammonia	Analytical Method: EPA 350.1								
Nitrogen, Ammonia	ND	mg/L	0.10	0.033	1		07/28/15 16:05	7664-41-7	
353.2 Nitrogen, NO2/NO3 unpres	Analytical Method: EPA 353.2								
Nitrogen, Nitrate	**0.44**	mg/L	0.10	0.014	1		07/23/15 12:28		
Nitrogen, Nitrite	ND	mg/L	0.10	0.023	1		07/23/15 12:28		
Nitrogen, NO2 plus NO3	**0.44**	mg/L	0.10	0.014	1		07/23/15 12:28		
Total Carbon Dioxide Calc	Analytical Method: SM 4500-CO2 D								
Carbon Dioxide Calculation	**175**	mg/L	20.0	20.0	1		07/30/15 00:00		
5310C TOC	Analytical Method: SM 5310C								
Total Organic Carbon	**0.69J**	mg/L	1.0	0.46	1		08/05/15 12:20	7440-44-0	
SM4500P-E, Total Phosphorus	Analytical Method: SM 4500-P E Preparation Method: SM4500-P B								
Phosphate as P04	**0.066**	mg/L	0.030	0.010	1	07/29/15 13:07	07/29/15 15:51		

REPORT OF LABORATORY ANALYSIS

This report shall not be reproduced, except in full,
without the written consent of Pace Analytical Services, Inc..

Pace Analytical Services, Inc.
9608 Loiret Blvd.
Lenexa, KS 66219
(913)599-5665

ANALYTICAL RESULTS

Project: FORT SMITH, AR
Pace Project No.: 60199011

Sample: ITMW-7-201507 **Lab ID: 60199011014** Collected: 07/22/15 11:20 Received: 07/23/15 02:49 Matrix: Water

Parameters	Results	Units	Report Limit	MDL	DF	Prepared	Analyzed	CAS No.	Qual
Alcohol by Direct Inject GCFID	Analytical Method: EPA 8015 - Alcohol								
2-Chloroethanol	ND	ug/L	10000	1980	1		07/29/15 01:47	107-07-3	
6010 MET ICP	Analytical Method: EPA 6010 Preparation Method: EPA 3010								
Iron	**53.5**	ug/L	50.0	9.0	1	07/24/15 14:45	07/27/15 13:39	7439-89-6	
Manganese	**68.4**	ug/L	5.0	2.4	1	07/24/15 14:45	07/27/15 12:46	7439-96-5	
8260 MSV	Analytical Method: EPA 5030B/8260								
Acetone	**3.5J**	ug/L	10.0	1.9	1		07/23/15 23:16	67-64-1	B
Benzene	ND	ug/L	1.0	0.060	1		07/23/15 23:16	71-43-2	
Bromodichloromethane	ND	ug/L	1.0	0.19	1		07/23/15 23:16	75-27-4	
Bromoform	ND	ug/L	1.0	0.070	1		07/23/15 23:16	75-25-2	
Bromomethane	ND	ug/L	5.0	0.16	1		07/23/15 23:16	74-83-9	
2-Butanone (MEK)	ND	ug/L	10.0	0.59	1		07/23/15 23:16	78-93-3	
Carbon disulfide	ND	ug/L	5.0	0.12	1		07/23/15 23:16	75-15-0	
Carbon tetrachloride	ND	ug/L	1.0	0.18	1		07/23/15 23:16	56-23-5	
Chlorobenzene	**1.7**	ug/L	1.0	0.21	1		07/23/15 23:16	108-90-7	
Chloroethane	ND	ug/L	1.0	0.15	1		07/23/15 23:16	75-00-3	
Chloroform	ND	ug/L	1.0	0.14	1		07/23/15 23:16	67-66-3	
Chloromethane	ND	ug/L	1.0	0.080	1		07/23/15 23:16	74-87-3	L3
Dibromochloromethane	ND	ug/L	1.0	0.21	1		07/23/15 23:16	124-48-1	
1,1-Dichloroethane	ND	ug/L	1.0	0.050	1		07/23/15 23:16	75-34-3	
1,2-Dichloroethane	ND	ug/L	1.0	0.12	1		07/23/15 23:16	107-06-2	
1,1-Dichloroethene	ND	ug/L	1.0	0.20	1		07/23/15 23:16	75-35-4	
cis-1,2-Dichloroethene	**8.3**	ug/L	1.0	0.080	1		07/23/15 23:16	156-59-2	
trans-1,2-Dichloroethene	**0.61J**	ug/L	1.0	0.20	1		07/23/15 23:16	156-60-5	
1,2-Dichloropropane	ND	ug/L	1.0	0.16	1		07/23/15 23:16	78-87-5	
cis-1,3-Dichloropropene	ND	ug/L	1.0	0.14	1		07/23/15 23:16	10061-01-5	
trans-1,3-Dichloropropene	ND	ug/L	1.0	0.12	1		07/23/15 23:16	10061-02-6	
Ethylbenzene	ND	ug/L	1.0	0.18	1		07/23/15 23:16	100-41-4	
2-Hexanone	ND	ug/L	10.0	1.2	1		07/23/15 23:16	591-78-6	
Methylene chloride	ND	ug/L	1.0	0.15	1		07/23/15 23:16	75-09-2	
4-Methyl-2-pentanone (MIBK)	ND	ug/L	10.0	0.42	1		07/23/15 23:16	108-10-1	
Styrene	ND	ug/L	1.0	0.12	1		07/23/15 23:16	100-42-5	
1,1,2,2-Tetrachloroethane	ND	ug/L	1.0	0.15	1		07/23/15 23:16	79-34-5	
Tetrachloroethene	ND	ug/L	1.0	0.10	1		07/23/15 23:16	127-18-4	
Toluene	ND	ug/L	1.0	0.17	1		07/23/15 23:16	108-88-3	
1,1,1-Trichloroethane	ND	ug/L	1.0	0.11	1		07/23/15 23:16	71-55-6	
1,1,2-Trichloroethane	ND	ug/L	1.0	0.20	1		07/23/15 23:16	79-00-5	
Trichloroethene	**26.4**	ug/L	1.0	0.17	1		07/23/15 23:16	79-01-6	
Vinyl chloride	**0.19J**	ug/L	1.0	0.13	1		07/23/15 23:16	75-01-4	
Xylene (Total)	ND	ug/L	3.0	0.42	1		07/23/15 23:16	1330-20-7	
Surrogates									
4-Bromofluorobenzene (S)	99	%	80-120		1		07/23/15 23:16	460-00-4	
1,2-Dichloroethane-d4 (S)	99	%	80-120		1		07/23/15 23:16	17060-07-0	
Toluene-d8 (S)	97	%	80-120		1		07/23/15 23:16	2037-26-5	
Preservation pH	**1.0**		0.10	0.10	1		07/23/15 23:16		

REPORT OF LABORATORY ANALYSIS

This report shall not be reproduced, except in full,
without the written consent of Pace Analytical Services, Inc..

Pace Analytical Services, Inc.
9608 Loiret Blvd.
Lenexa, KS 66219
(913)599-5665

ANALYTICAL RESULTS

Project: FORT SMITH, AR
Pace Project No.: 60199011

Sample: ITMW-7-201507 **Lab ID: 60199011014** Collected: 07/22/15 11:20 Received: 07/23/15 02:49 Matrix: Water

Parameters	Results	Units	Report Limit	MDL	DF	Prepared	Analyzed	CAS No.	Qual
2320B Alkalinity	Analytical Method: SM 2320B								
Alkalinity,Bicarbonate (CaCO3)	**12.4J**	mg/L	20.0	2.0	1		07/31/15 15:02		
Alkalinity, Carbonate (CaCO3)	ND	mg/L	20.0	2.0	1		07/31/15 15:02		
Alkalinity, Total as CaCO3	**12.4J**	mg/L	20.0	2.0	1		07/31/15 15:02		
Iron, Ferric (Calculation)	Analytical Method: SM 3500-Fe B#4								
Iron, Ferric	ND	mg/L	0.20		1		08/06/15 00:00	7439-89-6	
4500H+ pH, Electrometric	Analytical Method: SM 4500-H+B								
pH at 25 Degrees C	**4.9**	Std. Units	0.10	0.10	1		07/22/15 19:30		1e,H6
4500S2D Sulfide, Total	Analytical Method: SM 4500-S-2 D								
Sulfide, Total	ND	mg/L	0.050	0.012	1		07/27/15 10:15	18496-25-8	
300.0 IC Anions 28 Days	Analytical Method: EPA 300.0								
Chloride	**240**	mg/L	20.0	10.0	20		07/28/15 19:07	16887-00-6	
Sulfate	**9.6**	mg/L	1.0	0.24	1		07/29/15 03:06	14808-79-8	
350.1 Ammonia	Analytical Method: EPA 350.1								
Nitrogen, Ammonia	**0.31**	mg/L	0.10	0.033	1		07/28/15 16:06	7664-41-7	
353.2 Nitrogen, NO2/NO3 unpres	Analytical Method: EPA 353.2								
Nitrogen, Nitrate	**2.6**	mg/L	0.10	0.014	1		07/23/15 12:29		
Nitrogen, Nitrite	ND	mg/L	0.10	0.023	1		07/23/15 12:29		
Nitrogen, NO2 plus NO3	**2.6**	mg/L	0.10	0.014	1		07/23/15 12:29		
Total Carbon Dioxide Calc	Analytical Method: SM 4500-CO2 D								
Carbon Dioxide Calculation	ND	mg/L	20.0	20.0	1		07/30/15 00:00		
5310C TOC	Analytical Method: SM 5310C								
Total Organic Carbon	ND	mg/L	1.0	0.46	1		08/05/15 12:33	7440-44-0	
SM4500P-E, Total Phosphorus	Analytical Method: SM 4500-P E Preparation Method: SM4500-P B								
Phosphate as P04	**0.17**	mg/L	0.030	0.010	1	07/29/15 13:07	07/29/15 15:51		

REPORT OF LABORATORY ANALYSIS

This report shall not be reproduced, except in full,
without the written consent of Pace Analytical Services, Inc..

Pace Analytical Services, Inc.
9608 Loiret Blvd.
Lenexa, KS 66219
(913)599-5665

ANALYTICAL RESULTS

Project: FORT SMITH, AR
Pace Project No.: 60199011

Sample: MW-22-201507 **Lab ID: 60199011015** Collected: 07/22/15 08:36 Received: 07/23/15 02:49 Matrix: Water

Parameters	Results	Units	Report Limit	MDL	DF	Prepared	Analyzed	CAS No.	Qual
Alcohol by Direct Inject GCFID	Analytical Method: EPA 8015 - Alcohol								
2-Chloroethanol	ND	ug/L	10000	1980	1		07/29/15 01:58	107-07-3	
6010 MET ICP	Analytical Method: EPA 6010 Preparation Method: EPA 3010								
Iron	**30.8J**	ug/L	50.0	9.0	1	07/24/15 14:45	07/27/15 12:50	7439-89-6	
Manganese	**19.6**	ug/L	5.0	2.4	1	07/24/15 14:45	07/27/15 12:50	7439-96-5	
8260 MSV	Analytical Method: EPA 5030B/8260								
Acetone	ND	ug/L	10.0	1.9	1		07/23/15 23:31	67-64-1	
Benzene	ND	ug/L	1.0	0.060	1		07/23/15 23:31	71-43-2	
Bromodichloromethane	ND	ug/L	1.0	0.19	1		07/23/15 23:31	75-27-4	
Bromoform	ND	ug/L	1.0	0.070	1		07/23/15 23:31	75-25-2	
Bromomethane	ND	ug/L	5.0	0.16	1		07/23/15 23:31	74-83-9	
2-Butanone (MEK)	ND	ug/L	10.0	0.59	1		07/23/15 23:31	78-93-3	
Carbon disulfide	ND	ug/L	5.0	0.12	1		07/23/15 23:31	75-15-0	
Carbon tetrachloride	ND	ug/L	1.0	0.18	1		07/23/15 23:31	56-23-5	
Chlorobenzene	ND	ug/L	1.0	0.21	1		07/23/15 23:31	108-90-7	
Chloroethane	ND	ug/L	1.0	0.15	1		07/23/15 23:31	75-00-3	
Chloroform	ND	ug/L	1.0	0.14	1		07/23/15 23:31	67-66-3	
Chloromethane	ND	ug/L	1.0	0.080	1		07/23/15 23:31	74-87-3	L3
Dibromochloromethane	ND	ug/L	1.0	0.21	1		07/23/15 23:31	124-48-1	
1,1-Dichloroethane	ND	ug/L	1.0	0.050	1		07/23/15 23:31	75-34-3	
1,2-Dichloroethane	ND	ug/L	1.0	0.12	1		07/23/15 23:31	107-06-2	
1,1-Dichloroethene	ND	ug/L	1.0	0.20	1		07/23/15 23:31	75-35-4	
cis-1,2-Dichloroethene	ND	ug/L	1.0	0.080	1		07/23/15 23:31	156-59-2	
trans-1,2-Dichloroethene	ND	ug/L	1.0	0.20	1		07/23/15 23:31	156-60-5	
1,2-Dichloropropane	ND	ug/L	1.0	0.16	1		07/23/15 23:31	78-87-5	
cis-1,3-Dichloropropene	ND	ug/L	1.0	0.14	1		07/23/15 23:31	10061-01-5	
trans-1,3-Dichloropropene	ND	ug/L	1.0	0.12	1		07/23/15 23:31	10061-02-6	
Ethylbenzene	ND	ug/L	1.0	0.18	1		07/23/15 23:31	100-41-4	
2-Hexanone	ND	ug/L	10.0	1.2	1		07/23/15 23:31	591-78-6	
Methylene chloride	ND	ug/L	1.0	0.15	1		07/23/15 23:31	75-09-2	
4-Methyl-2-pentanone (MIBK)	ND	ug/L	10.0	0.42	1		07/23/15 23:31	108-10-1	
Styrene	ND	ug/L	1.0	0.12	1		07/23/15 23:31	100-42-5	
1,1,2,2-Tetrachloroethane	ND	ug/L	1.0	0.15	1		07/23/15 23:31	79-34-5	
Tetrachloroethene	ND	ug/L	1.0	0.10	1		07/23/15 23:31	127-18-4	
Toluene	ND	ug/L	1.0	0.17	1		07/23/15 23:31	108-88-3	
1,1,1-Trichloroethane	ND	ug/L	1.0	0.11	1		07/23/15 23:31	71-55-6	
1,1,2-Trichloroethane	ND	ug/L	1.0	0.20	1		07/23/15 23:31	79-00-5	
Trichloroethene	ND	ug/L	1.0	0.17	1		07/23/15 23:31	79-01-6	
Vinyl chloride	ND	ug/L	1.0	0.13	1		07/23/15 23:31	75-01-4	
Xylene (Total)	ND	ug/L	3.0	0.42	1		07/23/15 23:31	1330-20-7	
Surrogates									
4-Bromofluorobenzene (S)	101	%	80-120		1		07/23/15 23:31	460-00-4	
1,2-Dichloroethane-d4 (S)	101	%	80-120		1		07/23/15 23:31	17060-07-0	
Toluene-d8 (S)	100	%	80-120		1		07/23/15 23:31	2037-26-5	
Preservation pH	**1.0**		0.10	0.10	1		07/23/15 23:31		

REPORT OF LABORATORY ANALYSIS

This report shall not be reproduced, except in full,
without the written consent of Pace Analytical Services, Inc..

Pace Analytical Services, Inc.
9608 Loiret Blvd.
Lenexa, KS 66219
(913)599-5665

ANALYTICAL RESULTS

Project: FORT SMITH, AR
Pace Project No.: 60199011

Sample: MW-22-201507 **Lab ID: 60199011015** Collected: 07/22/15 08:36 Received: 07/23/15 02:49 Matrix: Water

Parameters	Results	Units	Report Limit	MDL	DF	Prepared	Analyzed	CAS No.	Qual
2320B Alkalinity	Analytical Method: SM 2320B								
Alkalinity,Bicarbonate (CaCO3)	**30.1**	mg/L	20.0	2.0	1		07/31/15 15:05		
Alkalinity, Carbonate (CaCO3)	ND	mg/L	20.0	2.0	1		07/31/15 15:05		
Alkalinity, Total as CaCO3	**30.1**	mg/L	20.0	2.0	1		07/31/15 15:05		
Iron, Ferric (Calculation)	Analytical Method: SM 3500-Fe B#4								
Iron, Ferric	ND	mg/L	0.20		1		08/06/15 00:00	7439-89-6	
4500H+ pH, Electrometric	Analytical Method: SM 4500-H+B								
pH at 25 Degrees C	**4.9**	Std. Units	0.10	0.10	1		07/22/15 19:30		H6
4500S2D Sulfide, Total	Analytical Method: SM 4500-S-2 D								
Sulfide, Total	ND	mg/L	0.050	0.012	1		07/27/15 10:15	18496-25-8	
300.0 IC Anions 28 Days	Analytical Method: EPA 300.0								
Chloride	**8.2**	mg/L	1.0	0.50	1		07/29/15 03:19	16887-00-6	
Sulfate	**6.2**	mg/L	1.0	0.24	1		07/29/15 03:19	14808-79-8	
350.1 Ammonia	Analytical Method: EPA 350.1								
Nitrogen, Ammonia	ND	mg/L	0.10	0.033	1		07/28/15 16:08	7664-41-7	
353.2 Nitrogen, NO2/NO3 unpres	Analytical Method: EPA 353.2								
Nitrogen, Nitrate	ND	mg/L	0.10	0.014	1		07/23/15 12:30		
Nitrogen, Nitrite	ND	mg/L	0.10	0.023	1		07/23/15 12:30		
Nitrogen, NO2 plus NO3	ND	mg/L	0.10	0.014	1		07/23/15 12:30		
Total Carbon Dioxide Calc	Analytical Method: SM 4500-CO2 D								
Carbon Dioxide Calculation	**750**	mg/L	20.0	20.0	1		07/30/15 00:00		
5310C TOC	Analytical Method: SM 5310C								
Total Organic Carbon	**0.58J**	mg/L	1.0	0.46	1		08/05/15 12:46	7440-44-0	
SM4500P-E, Total Phosphorus	Analytical Method: SM 4500-P E Preparation Method: SM4500-P B								
Phosphate as P04	**0.032**	mg/L	0.030	0.010	1	07/29/15 13:07	07/29/15 15:51		

REPORT OF LABORATORY ANALYSIS

This report shall not be reproduced, except in full,
without the written consent of Pace Analytical Services, Inc..

Pace Analytical Services, Inc.
9608 Loiret Blvd.
Lenexa, KS 66219
(913)599-5665

ANALYTICAL RESULTS

Project: FORT SMITH, AR
Pace Project No.: 60199011

Sample: TB-10-201507 **Lab ID: 60199011016** Collected: 07/22/15 08:00 Received: 07/23/15 02:49 Matrix: Water

Parameters	Results	Units	Report Limit	MDL	DF	Prepared	Analyzed	CAS No.	Qual
8260 MSV	Analytical Method: EPA 5030B/8260								
Acetone	ND	ug/L	10.0	1.9	1		07/23/15 20:47	67-64-1	
Benzene	ND	ug/L	1.0	0.060	1		07/23/15 20:47	71-43-2	
Bromodichloromethane	ND	ug/L	1.0	0.19	1		07/23/15 20:47	75-27-4	
Bromoform	ND	ug/L	1.0	0.070	1		07/23/15 20:47	75-25-2	
Bromomethane	ND	ug/L	5.0	0.16	1		07/23/15 20:47	74-83-9	
2-Butanone (MEK)	ND	ug/L	10.0	0.59	1		07/23/15 20:47	78-93-3	
Carbon disulfide	ND	ug/L	5.0	0.12	1		07/23/15 20:47	75-15-0	
Carbon tetrachloride	ND	ug/L	1.0	0.18	1		07/23/15 20:47	56-23-5	
Chlorobenzene	ND	ug/L	1.0	0.21	1		07/23/15 20:47	108-90-7	
Chloroethane	ND	ug/L	1.0	0.15	1		07/23/15 20:47	75-00-3	
Chloroform	ND	ug/L	1.0	0.14	1		07/23/15 20:47	67-66-3	
Chloromethane	ND	ug/L	1.0	0.080	1		07/23/15 20:47	74-87-3	L3
Dibromochloromethane	ND	ug/L	1.0	0.21	1		07/23/15 20:47	124-48-1	
1,1-Dichloroethane	ND	ug/L	1.0	0.050	1		07/23/15 20:47	75-34-3	
1,2-Dichloroethane	ND	ug/L	1.0	0.12	1		07/23/15 20:47	107-06-2	
1,1-Dichloroethene	ND	ug/L	1.0	0.20	1		07/23/15 20:47	75-35-4	
cis-1,2-Dichloroethene	ND	ug/L	1.0	0.080	1		07/23/15 20:47	156-59-2	
trans-1,2-Dichloroethene	ND	ug/L	1.0	0.20	1		07/23/15 20:47	156-60-5	
1,2-Dichloropropane	ND	ug/L	1.0	0.16	1		07/23/15 20:47	78-87-5	
cis-1,3-Dichloropropene	ND	ug/L	1.0	0.14	1		07/23/15 20:47	10061-01-5	
trans-1,3-Dichloropropene	ND	ug/L	1.0	0.12	1		07/23/15 20:47	10061-02-6	
Ethylbenzene	ND	ug/L	1.0	0.18	1		07/23/15 20:47	100-41-4	
2-Hexanone	ND	ug/L	10.0	1.2	1		07/23/15 20:47	591-78-6	
Methylene chloride	ND	ug/L	1.0	0.15	1		07/23/15 20:47	75-09-2	
4-Methyl-2-pentanone (MIBK)	ND	ug/L	10.0	0.42	1		07/23/15 20:47	108-10-1	
Styrene	ND	ug/L	1.0	0.12	1		07/23/15 20:47	100-42-5	
1,1,2,2-Tetrachloroethane	ND	ug/L	1.0	0.15	1		07/23/15 20:47	79-34-5	
Tetrachloroethene	ND	ug/L	1.0	0.10	1		07/23/15 20:47	127-18-4	
Toluene	ND	ug/L	1.0	0.17	1		07/23/15 20:47	108-88-3	
1,1,1-Trichloroethane	ND	ug/L	1.0	0.11	1		07/23/15 20:47	71-55-6	
1,1,2-Trichloroethane	ND	ug/L	1.0	0.20	1		07/23/15 20:47	79-00-5	
Trichloroethene	ND	ug/L	1.0	0.17	1		07/23/15 20:47	79-01-6	
Vinyl chloride	ND	ug/L	1.0	0.13	1		07/23/15 20:47	75-01-4	
Xylene (Total)	ND	ug/L	3.0	0.42	1		07/23/15 20:47	1330-20-7	
Surrogates									
4-Bromofluorobenzene (S)	102	%	80-120		1		07/23/15 20:47	460-00-4	
1,2-Dichloroethane-d4 (S)	94	%	80-120		1		07/23/15 20:47	17060-07-0	
Toluene-d8 (S)	98	%	80-120		1		07/23/15 20:47	2037-26-5	
Preservation pH	**1.0**		0.10	0.10	1		07/23/15 20:47		

REPORT OF LABORATORY ANALYSIS

This report shall not be reproduced, except in full,
without the written consent of Pace Analytical Services, Inc..

Pace Analytical Services, Inc.
9608 Loiret Blvd.
Lenexa, KS 66219
(913)599-5665

ANALYTICAL RESULTS

Project: FORT SMITH, AR
Pace Project No.: 60199011

Sample: ITMW-16-201507 **Lab ID: 60199011017** Collected: 07/22/15 08:00 Received: 07/23/15 02:49 Matrix: Water

Parameters	Results	Units	Report Limit	MDL	DF	Prepared	Analyzed	CAS No.	Qual
Alcohol by Direct Inject GCFID	Analytical Method: EPA 8015 - Alcohol								
2-Chloroethanol	ND	ug/L	10000	1980	1		07/29/15 02:09	107-07-3	
6010 MET ICP	Analytical Method: EPA 6010 Preparation Method: EPA 3010								
Iron	**1490**	ug/L	50.0	9.0	1	07/24/15 14:45	07/27/15 12:53	7439-89-6	
Manganese	**21.9**	ug/L	5.0	2.4	1	07/24/15 14:45	07/27/15 12:53	7439-96-5	
8260 MSV	Analytical Method: EPA 5030B/8260								
Acetone	ND	ug/L	10.0	1.9	1		07/23/15 23:46	67-64-1	
Benzene	ND	ug/L	1.0	0.060	1		07/23/15 23:46	71-43-2	
Bromodichloromethane	ND	ug/L	1.0	0.19	1		07/23/15 23:46	75-27-4	
Bromoform	ND	ug/L	1.0	0.070	1		07/23/15 23:46	75-25-2	
Bromomethane	**0.34J**	ug/L	5.0	0.16	1		07/23/15 23:46	74-83-9	
2-Butanone (MEK)	ND	ug/L	10.0	0.59	1		07/23/15 23:46	78-93-3	
Carbon disulfide	ND	ug/L	5.0	0.12	1		07/23/15 23:46	75-15-0	
Carbon tetrachloride	ND	ug/L	1.0	0.18	1		07/23/15 23:46	56-23-5	
Chlorobenzene	ND	ug/L	1.0	0.21	1		07/23/15 23:46	108-90-7	
Chloroethane	ND	ug/L	1.0	0.15	1		07/23/15 23:46	75-00-3	
Chloroform	ND	ug/L	1.0	0.14	1		07/23/15 23:46	67-66-3	
Chloromethane	ND	ug/L	1.0	0.080	1		07/23/15 23:46	74-87-3	L3
Dibromochloromethane	ND	ug/L	1.0	0.21	1		07/23/15 23:46	124-48-1	
1,1-Dichloroethane	ND	ug/L	1.0	0.050	1		07/23/15 23:46	75-34-3	
1,2-Dichloroethane	ND	ug/L	1.0	0.12	1		07/23/15 23:46	107-06-2	
1,1-Dichloroethene	ND	ug/L	1.0	0.20	1		07/23/15 23:46	75-35-4	
cis-1,2-Dichloroethene	ND	ug/L	1.0	0.080	1		07/23/15 23:46	156-59-2	
trans-1,2-Dichloroethene	ND	ug/L	1.0	0.20	1		07/23/15 23:46	156-60-5	
1,2-Dichloropropane	ND	ug/L	1.0	0.16	1		07/23/15 23:46	78-87-5	
cis-1,3-Dichloropropene	ND	ug/L	1.0	0.14	1		07/23/15 23:46	10061-01-5	
trans-1,3-Dichloropropene	ND	ug/L	1.0	0.12	1		07/23/15 23:46	10061-02-6	
Ethylbenzene	ND	ug/L	1.0	0.18	1		07/23/15 23:46	100-41-4	
2-Hexanone	ND	ug/L	10.0	1.2	1		07/23/15 23:46	591-78-6	
Methylene chloride	ND	ug/L	1.0	0.15	1		07/23/15 23:46	75-09-2	
4-Methyl-2-pentanone (MIBK)	ND	ug/L	10.0	0.42	1		07/23/15 23:46	108-10-1	
Styrene	ND	ug/L	1.0	0.12	1		07/23/15 23:46	100-42-5	
1,1,2,2-Tetrachloroethane	ND	ug/L	1.0	0.15	1		07/23/15 23:46	79-34-5	
Tetrachloroethene	ND	ug/L	1.0	0.10	1		07/23/15 23:46	127-18-4	
Toluene	ND	ug/L	1.0	0.17	1		07/23/15 23:46	108-88-3	
1,1,1-Trichloroethane	ND	ug/L	1.0	0.11	1		07/23/15 23:46	71-55-6	
1,1,2-Trichloroethane	ND	ug/L	1.0	0.20	1		07/23/15 23:46	79-00-5	
Trichloroethene	ND	ug/L	1.0	0.17	1		07/23/15 23:46	79-01-6	
Vinyl chloride	ND	ug/L	1.0	0.13	1		07/23/15 23:46	75-01-4	
Xylene (Total)	ND	ug/L	3.0	0.42	1		07/23/15 23:46	1330-20-7	
Surrogates									
4-Bromofluorobenzene (S)	98	%	80-120		1		07/23/15 23:46	460-00-4	
1,2-Dichloroethane-d4 (S)	101	%	80-120		1		07/23/15 23:46	17060-07-0	
Toluene-d8 (S)	101	%	80-120		1		07/23/15 23:46	2037-26-5	
Preservation pH	**1.0**		0.10	0.10	1		07/23/15 23:46		

REPORT OF LABORATORY ANALYSIS

This report shall not be reproduced, except in full,
without the written consent of Pace Analytical Services, Inc..

Pace Analytical Services, Inc.
9608 Loiret Blvd.
Lenexa, KS 66219
(913)599-5665

ANALYTICAL RESULTS

Project: FORT SMITH, AR
Pace Project No.: 60199011

Sample: ITMW-16-201507 **Lab ID: 60199011017** Collected: 07/22/15 08:00 Received: 07/23/15 02:49 Matrix: Water

Parameters	Results	Units	Report Limit	MDL	DF	Prepared	Analyzed	CAS No.	Qual
2320B Alkalinity	Analytical Method: SM 2320B								
Alkalinity,Bicarbonate (CaCO3)	**39.5**	mg/L	20.0	2.0	1		07/31/15 15:16		
Alkalinity, Carbonate (CaCO3)	ND	mg/L	20.0	2.0	1		07/31/15 15:16		
Alkalinity, Total as CaCO3	**39.5**	mg/L	20.0	2.0	1		07/31/15 15:16		
Iron, Ferric (Calculation)	Analytical Method: SM 3500-Fe B#4								
Iron, Ferric	**1.5**	mg/L	0.20		1		08/06/15 00:00	7439-89-6	
4500H+ pH, Electrometric	Analytical Method: SM 4500-H+B								
pH at 25 Degrees C	**6.3**	Std. Units	0.10	0.10	1		07/22/15 19:30		1e,H6
4500S2D Sulfide, Total	Analytical Method: SM 4500-S-2 D								
Sulfide, Total	ND	mg/L	0.050	0.012	1		07/27/15 10:33	18496-25-8	
300.0 IC Anions 28 Days	Analytical Method: EPA 300.0								
Chloride	**0.66J**	mg/L	1.0	0.50	1		07/29/15 03:33	16887-00-6	
Sulfate	**9.5**	mg/L	1.0	0.24	1		07/29/15 03:33	14808-79-8	
350.1 Ammonia	Analytical Method: EPA 350.1								
Nitrogen, Ammonia	ND	mg/L	0.10	0.033	1		07/28/15 16:10	7664-41-7	
353.2 Nitrogen, NO2/NO3 unpres	Analytical Method: EPA 353.2								
Nitrogen, Nitrate	**0.32**	mg/L	0.10	0.014	1		07/23/15 12:31		
Nitrogen, Nitrite	ND	mg/L	0.10	0.023	1		07/23/15 12:31		
Nitrogen, NO2 plus NO3	**0.32**	mg/L	0.10	0.014	1		07/23/15 12:31		
Total Carbon Dioxide Calc	Analytical Method: SM 4500-CO2 D								
Carbon Dioxide Calculation	**73.4**	mg/L	20.0	20.0	1		07/30/15 00:00		
5310C TOC	Analytical Method: SM 5310C								
Total Organic Carbon	**6.7**	mg/L	1.0	0.46	1		08/05/15 12:59	7440-44-0	
SM4500P-E, Total Phosphorus	Analytical Method: SM 4500-P E Preparation Method: SM4500-P B								
Phosphate as P04	**0.032**	mg/L	0.030	0.010	1	07/29/15 13:07	07/29/15 15:51		

REPORT OF LABORATORY ANALYSIS

This report shall not be reproduced, except in full,
without the written consent of Pace Analytical Services, Inc..

Pace Analytical Services, Inc.
9608 Loiret Blvd.
Lenexa, KS 66219
(913)599-5665

ANALYTICAL RESULTS

Project: FORT SMITH, AR
Pace Project No.: 60199011

Sample: ITMW-21-201507 **Lab ID: 60199011018** Collected: 07/22/15 11:20 Received: 07/23/15 02:49 Matrix: Water

Parameters	Results	Units	Report Limit	MDL	DF	Prepared	Analyzed	CAS No.	Qual
Alcohol by Direct Inject GCFID	Analytical Method: EPA 8015 - Alcohol								
2-Chloroethanol	ND	ug/L	10000	1980	1		07/29/15 02:21	107-07-3	
6010 MET ICP	Analytical Method: EPA 6010 Preparation Method: EPA 3010								
Iron	**59.4**	ug/L	50.0	9.0	1	07/24/15 14:45	07/27/15 12:57	7439-89-6	
Manganese	**681**	ug/L	5.0	2.4	1	07/24/15 14:45	07/27/15 12:57	7439-96-5	
8260 MSV	Analytical Method: EPA 5030B/8260								
Acetone	**3.1J**	ug/L	10.0	1.9	1		07/24/15 00:00	67-64-1	B
Benzene	ND	ug/L	1.0	0.060	1		07/24/15 00:00	71-43-2	
Bromodichloromethane	ND	ug/L	1.0	0.19	1		07/24/15 00:00	75-27-4	
Bromoform	ND	ug/L	1.0	0.070	1		07/24/15 00:00	75-25-2	
Bromomethane	ND	ug/L	5.0	0.16	1		07/24/15 00:00	74-83-9	
2-Butanone (MEK)	ND	ug/L	10.0	0.59	1		07/24/15 00:00	78-93-3	
Carbon disulfide	ND	ug/L	5.0	0.12	1		07/24/15 00:00	75-15-0	
Carbon tetrachloride	ND	ug/L	1.0	0.18	1		07/24/15 00:00	56-23-5	
Chlorobenzene	ND	ug/L	1.0	0.21	1		07/24/15 00:00	108-90-7	
Chloroethane	ND	ug/L	1.0	0.15	1		07/24/15 00:00	75-00-3	
Chloroform	ND	ug/L	1.0	0.14	1		07/24/15 00:00	67-66-3	
Chloromethane	ND	ug/L	1.0	0.080	1		07/24/15 00:00	74-87-3	L3
Dibromochloromethane	ND	ug/L	1.0	0.21	1		07/24/15 00:00	124-48-1	
1,1-Dichloroethane	ND	ug/L	1.0	0.050	1		07/24/15 00:00	75-34-3	
1,2-Dichloroethane	ND	ug/L	1.0	0.12	1		07/24/15 00:00	107-06-2	
1,1-Dichloroethene	ND	ug/L	1.0	0.20	1		07/24/15 00:00	75-35-4	
cis-1,2-Dichloroethene	**0.20J**	ug/L	1.0	0.080	1		07/24/15 00:00	156-59-2	
trans-1,2-Dichloroethene	ND	ug/L	1.0	0.20	1		07/24/15 00:00	156-60-5	
1,2-Dichloropropane	ND	ug/L	1.0	0.16	1		07/24/15 00:00	78-87-5	
cis-1,3-Dichloropropene	ND	ug/L	1.0	0.14	1		07/24/15 00:00	10061-01-5	
trans-1,3-Dichloropropene	ND	ug/L	1.0	0.12	1		07/24/15 00:00	10061-02-6	
Ethylbenzene	ND	ug/L	1.0	0.18	1		07/24/15 00:00	100-41-4	
2-Hexanone	ND	ug/L	10.0	1.2	1		07/24/15 00:00	591-78-6	
Methylene chloride	ND	ug/L	1.0	0.15	1		07/24/15 00:00	75-09-2	
4-Methyl-2-pentanone (MIBK)	ND	ug/L	10.0	0.42	1		07/24/15 00:00	108-10-1	
Styrene	ND	ug/L	1.0	0.12	1		07/24/15 00:00	100-42-5	
1,1,2,2-Tetrachloroethane	ND	ug/L	1.0	0.15	1		07/24/15 00:00	79-34-5	
Tetrachloroethene	ND	ug/L	1.0	0.10	1		07/24/15 00:00	127-18-4	
Toluene	ND	ug/L	1.0	0.17	1		07/24/15 00:00	108-88-3	
1,1,1-Trichloroethane	ND	ug/L	1.0	0.11	1		07/24/15 00:00	71-55-6	
1,1,2-Trichloroethane	ND	ug/L	1.0	0.20	1		07/24/15 00:00	79-00-5	
Trichloroethene	**7.6**	ug/L	1.0	0.17	1		07/24/15 00:00	79-01-6	
Vinyl chloride	ND	ug/L	1.0	0.13	1		07/24/15 00:00	75-01-4	
Xylene (Total)	ND	ug/L	3.0	0.42	1		07/24/15 00:00	1330-20-7	
Surrogates									
4-Bromofluorobenzene (S)	101	%	80-120		1		07/24/15 00:00	460-00-4	
1,2-Dichloroethane-d4 (S)	101	%	80-120		1		07/24/15 00:00	17060-07-0	
Toluene-d8 (S)	101	%	80-120		1		07/24/15 00:00	2037-26-5	
Preservation pH	**1.0**		0.10	0.10	1		07/24/15 00:00		

REPORT OF LABORATORY ANALYSIS

This report shall not be reproduced, except in full,
without the written consent of Pace Analytical Services, Inc..

Pace Analytical Services, Inc.
9608 Loiret Blvd.
Lenexa, KS 66219
(913)599-5665

ANALYTICAL RESULTS

Project: FORT SMITH, AR
Pace Project No.: 60199011

Sample: ITMW-21-201507 **Lab ID: 60199011018** Collected: 07/22/15 11:20 Received: 07/23/15 02:49 Matrix: Water

Parameters	Results	Units	Report Limit	MDL	DF	Prepared	Analyzed	CAS No.	Qual
2320B Alkalinity	Analytical Method: SM 2320B								
Alkalinity,Bicarbonate (CaCO3)	**13.1J**	mg/L	20.0	2.0	1		07/31/15 15:19		
Alkalinity, Carbonate (CaCO3)	ND	mg/L	20.0	2.0	1		07/31/15 15:19		
Alkalinity, Total as CaCO3	**13.1J**	mg/L	20.0	2.0	1		07/31/15 15:19		
Iron, Ferric (Calculation)	Analytical Method: SM 3500-Fe B#4								
Iron, Ferric	ND	mg/L	0.20		1		08/06/15 00:00	7439-89-6	
4500H+ pH, Electrometric	Analytical Method: SM 4500-H+B								
pH at 25 Degrees C	**4.6**	Std. Units	0.10	0.10	1		07/22/15 19:30		1e,H6
4500S2D Sulfide, Total	Analytical Method: SM 4500-S-2 D								
Sulfide, Total	ND	mg/L	0.050	0.012	1		07/27/15 10:33	18496-25-8	
300.0 IC Anions 28 Days	Analytical Method: EPA 300.0								
Chloride	**743**	mg/L	50.0	25.0	50		07/29/15 04:00	16887-00-6	
Sulfate	**6.0**	mg/L	1.0	0.24	1		07/29/15 03:47	14808-79-8	
350.1 Ammonia	Analytical Method: EPA 350.1								
Nitrogen, Ammonia	ND	mg/L	0.10	0.033	1		07/28/15 16:11	7664-41-7	
353.2 Nitrogen, NO2/NO3 unpres	Analytical Method: EPA 353.2								
Nitrogen, Nitrate	ND	mg/L	0.10	0.014	1		07/23/15 12:31		
Nitrogen, Nitrite	ND	mg/L	0.10	0.023	1		07/23/15 12:31		
Nitrogen, NO2 plus NO3	ND	mg/L	0.10	0.014	1		07/23/15 12:31		
Total Carbon Dioxide Calc	Analytical Method: SM 4500-CO2 D								
Carbon Dioxide Calculation	ND	mg/L	20.0	20.0	1		07/30/15 00:00		
5310C TOC	Analytical Method: SM 5310C								
Total Organic Carbon	ND	mg/L	1.0	0.46	1		08/05/15 13:38	7440-44-0	
SM4500P-E, Total Phosphorus	Analytical Method: SM 4500-P E Preparation Method: SM4500-P B								
Phosphate as P04	**0.032**	mg/L	0.030	0.010	1	07/29/15 13:07	07/29/15 15:51		

REPORT OF LABORATORY ANALYSIS

This report shall not be reproduced, except in full,
without the written consent of Pace Analytical Services, Inc..

Pace Analytical Services, Inc.
9608 Loiret Blvd.
Lenexa, KS 66219
(913)599-5665

ANALYTICAL RESULTS

Project: FORT SMITH, AR
Pace Project No.: 60199011

Sample: ITMW-6-201507 **Lab ID: 60199011019** Collected: 07/22/15 16:50 Received: 07/23/15 02:49 Matrix: Water

Parameters	Results	Units	Report Limit	MDL	DF	Prepared	Analyzed	CAS No.	Qual
Alcohol by Direct Inject GCFID	Analytical Method: EPA 8015 - Alcohol								
2-Chloroethanol	ND	ug/L	10000	1980	1		07/29/15 02:32	107-07-3	
6010 MET ICP	Analytical Method: EPA 6010 Preparation Method: EPA 3010								
Iron	**255**	ug/L	50.0	9.0	1	07/24/15 14:45	07/27/15 13:00	7439-89-6	
Manganese	**184**	ug/L	5.0	2.4	1	07/24/15 14:45	07/27/15 13:00	7439-96-5	
8260 MSV	Analytical Method: EPA 5030B/8260								
Acetone	ND	ug/L	10.0	1.9	1		07/24/15 00:15	67-64-1	
Benzene	ND	ug/L	1.0	0.060	1		07/24/15 00:15	71-43-2	
Bromodichloromethane	ND	ug/L	1.0	0.19	1		07/24/15 00:15	75-27-4	
Bromoform	ND	ug/L	1.0	0.070	1		07/24/15 00:15	75-25-2	
Bromomethane	ND	ug/L	5.0	0.16	1		07/24/15 00:15	74-83-9	
2-Butanone (MEK)	ND	ug/L	10.0	0.59	1		07/24/15 00:15	78-93-3	
Carbon disulfide	ND	ug/L	5.0	0.12	1		07/24/15 00:15	75-15-0	
Carbon tetrachloride	ND	ug/L	1.0	0.18	1		07/24/15 00:15	56-23-5	
Chlorobenzene	ND	ug/L	1.0	0.21	1		07/24/15 00:15	108-90-7	
Chloroethane	ND	ug/L	1.0	0.15	1		07/24/15 00:15	75-00-3	
Chloroform	ND	ug/L	1.0	0.14	1		07/24/15 00:15	67-66-3	
Chloromethane	ND	ug/L	1.0	0.080	1		07/24/15 00:15	74-87-3	L3
Dibromochloromethane	ND	ug/L	1.0	0.21	1		07/24/15 00:15	124-48-1	
1,1-Dichloroethane	**4.9**	ug/L	1.0	0.050	1		07/24/15 00:15	75-34-3	
1,2-Dichloroethane	ND	ug/L	1.0	0.12	1		07/24/15 00:15	107-06-2	
1,1-Dichloroethene	**0.52J**	ug/L	1.0	0.20	1		07/24/15 00:15	75-35-4	
cis-1,2-Dichloroethene	**6.3**	ug/L	1.0	0.080	1		07/24/15 00:15	156-59-2	
trans-1,2-Dichloroethene	ND	ug/L	1.0	0.20	1		07/24/15 00:15	156-60-5	
1,2-Dichloropropane	ND	ug/L	1.0	0.16	1		07/24/15 00:15	78-87-5	
cis-1,3-Dichloropropene	ND	ug/L	1.0	0.14	1		07/24/15 00:15	10061-01-5	
trans-1,3-Dichloropropene	ND	ug/L	1.0	0.12	1		07/24/15 00:15	10061-02-6	
Ethylbenzene	ND	ug/L	1.0	0.18	1		07/24/15 00:15	100-41-4	
2-Hexanone	ND	ug/L	10.0	1.2	1		07/24/15 00:15	591-78-6	
Methylene chloride	ND	ug/L	1.0	0.15	1		07/24/15 00:15	75-09-2	
4-Methyl-2-pentanone (MIBK)	ND	ug/L	10.0	0.42	1		07/24/15 00:15	108-10-1	
Styrene	ND	ug/L	1.0	0.12	1		07/24/15 00:15	100-42-5	
1,1,2,2-Tetrachloroethane	ND	ug/L	1.0	0.15	1		07/24/15 00:15	79-34-5	
Tetrachloroethene	ND	ug/L	1.0	0.10	1		07/24/15 00:15	127-18-4	
Toluene	ND	ug/L	1.0	0.17	1		07/24/15 00:15	108-88-3	
1,1,1-Trichloroethane	ND	ug/L	1.0	0.11	1		07/24/15 00:15	71-55-6	
1,1,2-Trichloroethane	ND	ug/L	1.0	0.20	1		07/24/15 00:15	79-00-5	
Trichloroethene	**4.7**	ug/L	1.0	0.17	1		07/24/15 00:15	79-01-6	
Vinyl chloride	**0.31J**	ug/L	1.0	0.13	1		07/24/15 00:15	75-01-4	
Xylene (Total)	ND	ug/L	3.0	0.42	1		07/24/15 00:15	1330-20-7	
Surrogates									
4-Bromofluorobenzene (S)	100	%	80-120		1		07/24/15 00:15	460-00-4	
1,2-Dichloroethane-d4 (S)	99	%	80-120		1		07/24/15 00:15	17060-07-0	
Toluene-d8 (S)	97	%	80-120		1		07/24/15 00:15	2037-26-5	
Preservation pH	**1.0**		0.10	0.10	1		07/24/15 00:15		

REPORT OF LABORATORY ANALYSIS

This report shall not be reproduced, except in full,
without the written consent of Pace Analytical Services, Inc..

Pace Analytical Services, Inc.
9608 Loiret Blvd.
Lenexa, KS 66219
(913)599-5665

ANALYTICAL RESULTS

Project: FORT SMITH, AR
Pace Project No.: 60199011

Sample: ITMW-6-201507 **Lab ID: 60199011019** Collected: 07/22/15 16:50 Received: 07/23/15 02:49 Matrix: Water

Parameters	Results	Units	Report Limit	MDL	DF	Prepared	Analyzed	CAS No.	Qual
2320B Alkalinity	Analytical Method: SM 2320B								
Alkalinity,Bicarbonate (CaCO3)	**145**	mg/L	20.0	2.0	1		07/31/15 15:24		
Alkalinity, Carbonate (CaCO3)	ND	mg/L	20.0	2.0	1		07/31/15 15:24		
Alkalinity, Total as CaCO3	**145**	mg/L	20.0	2.0	1		07/31/15 15:24		
Iron, Ferric (Calculation)	Analytical Method: SM 3500-Fe B#4								
Iron, Ferric	**0.22**	mg/L	0.20		1		08/06/15 00:00	7439-89-6	
4500H+ pH, Electrometric	Analytical Method: SM 4500-H+B								
pH at 25 Degrees C	**6.1**	Std. Units	0.10	0.10	1		07/22/15 19:30		1e,H6
4500S2D Sulfide, Total	Analytical Method: SM 4500-S-2 D								
Sulfide, Total	ND	mg/L	0.050	0.012	1		07/27/15 10:33	18496-25-8	
300.0 IC Anions 28 Days	Analytical Method: EPA 300.0								
Chloride	**132**	mg/L	10.0	5.0	10		07/29/15 04:14	16887-00-6	
Sulfate	**92.2**	mg/L	10.0	2.4	10		07/29/15 04:14	14808-79-8	
350.1 Ammonia	Analytical Method: EPA 350.1								
Nitrogen, Ammonia	ND	mg/L	0.10	0.033	1		07/28/15 16:14	7664-41-7	
353.2 Nitrogen, NO2/NO3 unpres	Analytical Method: EPA 353.2								
Nitrogen, Nitrate	**24.2**	mg/L	1.0	0.14	10		07/23/15 12:46		M1
Nitrogen, Nitrite	ND	mg/L	1.0	0.23	10		07/23/15 12:46		M1
Nitrogen, NO2 plus NO3	**24.2**	mg/L	1.0	0.14	10		07/23/15 12:46		M1
Total Carbon Dioxide Calc	Analytical Method: SM 4500-CO2 D								
Carbon Dioxide Calculation	**347**	mg/L	20.0	20.0	1		07/30/15 00:00		
5310C TOC	Analytical Method: SM 5310C								
Total Organic Carbon	**0.54J**	mg/L	1.0	0.46	1		08/05/15 13:51	7440-44-0	
SM4500P-E, Total Phosphorus	Analytical Method: SM 4500-P E Preparation Method: SM4500-P B								
Phosphate as P04	**0.014J**	mg/L	0.030	0.010	1	07/29/15 13:07	07/29/15 15:51		

REPORT OF LABORATORY ANALYSIS

This report shall not be reproduced, except in full,
without the written consent of Pace Analytical Services, Inc..

Pace Analytical Services, Inc.
9608 Loiret Blvd.
Lenexa, KS 66219
(913)599-5665

ANALYTICAL RESULTS

Project: FORT SMITH, AR
Pace Project No.: 60199011

Sample: TB-11-201507 **Lab ID: 60199011020** Collected: 07/22/15 08:00 Received: 07/23/15 02:49 Matrix: Water

Parameters	Results	Units	Report Limit	MDL	DF	Prepared	Analyzed	CAS No.	Qual
8260 MSV	Analytical Method: EPA 5030B/8260								
Acetone	**2.1J**	ug/L	10.0	1.9	1		07/23/15 21:02	67-64-1	B
Benzene	ND	ug/L	1.0	0.060	1		07/23/15 21:02	71-43-2	
Bromodichloromethane	ND	ug/L	1.0	0.19	1		07/23/15 21:02	75-27-4	
Bromoform	ND	ug/L	1.0	0.070	1		07/23/15 21:02	75-25-2	
Bromomethane	ND	ug/L	5.0	0.16	1		07/23/15 21:02	74-83-9	
2-Butanone (MEK)	ND	ug/L	10.0	0.59	1		07/23/15 21:02	78-93-3	
Carbon disulfide	ND	ug/L	5.0	0.12	1		07/23/15 21:02	75-15-0	
Carbon tetrachloride	ND	ug/L	1.0	0.18	1		07/23/15 21:02	56-23-5	
Chlorobenzene	ND	ug/L	1.0	0.21	1		07/23/15 21:02	108-90-7	
Chloroethane	ND	ug/L	1.0	0.15	1		07/23/15 21:02	75-00-3	
Chloroform	ND	ug/L	1.0	0.14	1		07/23/15 21:02	67-66-3	
Chloromethane	ND	ug/L	1.0	0.080	1		07/23/15 21:02	74-87-3	L3
Dibromochloromethane	ND	ug/L	1.0	0.21	1		07/23/15 21:02	124-48-1	
1,1-Dichloroethane	ND	ug/L	1.0	0.050	1		07/23/15 21:02	75-34-3	
1,2-Dichloroethane	ND	ug/L	1.0	0.12	1		07/23/15 21:02	107-06-2	
1,1-Dichloroethene	ND	ug/L	1.0	0.20	1		07/23/15 21:02	75-35-4	
cis-1,2-Dichloroethene	ND	ug/L	1.0	0.080	1		07/23/15 21:02	156-59-2	
trans-1,2-Dichloroethene	ND	ug/L	1.0	0.20	1		07/23/15 21:02	156-60-5	
1,2-Dichloropropane	ND	ug/L	1.0	0.16	1		07/23/15 21:02	78-87-5	
cis-1,3-Dichloropropene	ND	ug/L	1.0	0.14	1		07/23/15 21:02	10061-01-5	
trans-1,3-Dichloropropene	ND	ug/L	1.0	0.12	1		07/23/15 21:02	10061-02-6	
Ethylbenzene	ND	ug/L	1.0	0.18	1		07/23/15 21:02	100-41-4	
2-Hexanone	ND	ug/L	10.0	1.2	1		07/23/15 21:02	591-78-6	
Methylene chloride	ND	ug/L	1.0	0.15	1		07/23/15 21:02	75-09-2	
4-Methyl-2-pentanone (MIBK)	ND	ug/L	10.0	0.42	1		07/23/15 21:02	108-10-1	
Styrene	ND	ug/L	1.0	0.12	1		07/23/15 21:02	100-42-5	
1,1,2,2-Tetrachloroethane	ND	ug/L	1.0	0.15	1		07/23/15 21:02	79-34-5	
Tetrachloroethene	ND	ug/L	1.0	0.10	1		07/23/15 21:02	127-18-4	
Toluene	ND	ug/L	1.0	0.17	1		07/23/15 21:02	108-88-3	
1,1,1-Trichloroethane	ND	ug/L	1.0	0.11	1		07/23/15 21:02	71-55-6	
1,1,2-Trichloroethane	ND	ug/L	1.0	0.20	1		07/23/15 21:02	79-00-5	
Trichloroethene	ND	ug/L	1.0	0.17	1		07/23/15 21:02	79-01-6	
Vinyl chloride	ND	ug/L	1.0	0.13	1		07/23/15 21:02	75-01-4	
Xylene (Total)	ND	ug/L	3.0	0.42	1		07/23/15 21:02	1330-20-7	
Surrogates									
4-Bromofluorobenzene (S)	101	%	80-120		1		07/23/15 21:02	460-00-4	
1,2-Dichloroethane-d4 (S)	100	%	80-120		1		07/23/15 21:02	17060-07-0	
Toluene-d8 (S)	99	%	80-120		1		07/23/15 21:02	2037-26-5	
Preservation pH	**1.0**		0.10	0.10	1		07/23/15 21:02		

REPORT OF LABORATORY ANALYSIS

This report shall not be reproduced, except in full,
without the written consent of Pace Analytical Services, Inc..

Pace Analytical Services, Inc.
9608 Loiret Blvd.
Lenexa, KS 66219
(913)599-5665

ANALYTICAL RESULTS

Project: FORT SMITH, AR
Pace Project No.: 60199011

Sample: MW-29-201507 **Lab ID: 60199011021** Collected: 07/22/15 13:50 Received: 07/23/15 02:49 Matrix: Water

Parameters	Results	Units	Report Limit	MDL	DF	Prepared	Analyzed	CAS No.	Qual
Alcohol by Direct Inject GCFID	Analytical Method: EPA 8015 - Alcohol								
2-Chloroethanol	ND	ug/L	10000	1980	1		07/29/15 02:43	107-07-3	
6010 MET ICP	Analytical Method: EPA 6010 Preparation Method: EPA 3010								
Iron	**550**	ug/L	50.0	9.0	1	07/24/15 14:45	07/27/15 13:04	7439-89-6	
Manganese	**282**	ug/L	5.0	2.4	1	07/24/15 14:45	07/27/15 13:04	7439-96-5	
8260 MSV	Analytical Method: EPA 5030B/8260								
Acetone	ND	ug/L	10.0	1.9	1		07/24/15 00:30	67-64-1	
Benzene	**0.22J**	ug/L	1.0	0.060	1		07/24/15 00:30	71-43-2	
Bromodichloromethane	ND	ug/L	1.0	0.19	1		07/24/15 00:30	75-27-4	
Bromoform	ND	ug/L	1.0	0.070	1		07/24/15 00:30	75-25-2	
Bromomethane	ND	ug/L	5.0	0.16	1		07/24/15 00:30	74-83-9	
2-Butanone (MEK)	ND	ug/L	10.0	0.59	1		07/24/15 00:30	78-93-3	
Carbon disulfide	ND	ug/L	5.0	0.12	1		07/24/15 00:30	75-15-0	
Carbon tetrachloride	ND	ug/L	1.0	0.18	1		07/24/15 00:30	56-23-5	
Chlorobenzene	**7.0**	ug/L	1.0	0.21	1		07/24/15 00:30	108-90-7	
Chloroethane	ND	ug/L	1.0	0.15	1		07/24/15 00:30	75-00-3	
Chloroform	ND	ug/L	1.0	0.14	1		07/24/15 00:30	67-66-3	
Chloromethane	ND	ug/L	1.0	0.080	1		07/24/15 00:30	74-87-3	L3
Dibromochloromethane	ND	ug/L	1.0	0.21	1		07/24/15 00:30	124-48-1	
1,1-Dichloroethane	ND	ug/L	1.0	0.050	1		07/24/15 00:30	75-34-3	
1,2-Dichloroethane	ND	ug/L	1.0	0.12	1		07/24/15 00:30	107-06-2	
1,1-Dichloroethene	ND	ug/L	1.0	0.20	1		07/24/15 00:30	75-35-4	
cis-1,2-Dichloroethene	ND	ug/L	1.0	0.080	1		07/24/15 00:30	156-59-2	
trans-1,2-Dichloroethene	ND	ug/L	1.0	0.20	1		07/24/15 00:30	156-60-5	
1,2-Dichloropropane	ND	ug/L	1.0	0.16	1		07/24/15 00:30	78-87-5	
cis-1,3-Dichloropropene	ND	ug/L	1.0	0.14	1		07/24/15 00:30	10061-01-5	
trans-1,3-Dichloropropene	ND	ug/L	1.0	0.12	1		07/24/15 00:30	10061-02-6	
Ethylbenzene	ND	ug/L	1.0	0.18	1		07/24/15 00:30	100-41-4	
2-Hexanone	ND	ug/L	10.0	1.2	1		07/24/15 00:30	591-78-6	
Methylene chloride	ND	ug/L	1.0	0.15	1		07/24/15 00:30	75-09-2	
4-Methyl-2-pentanone (MIBK)	ND	ug/L	10.0	0.42	1		07/24/15 00:30	108-10-1	
Styrene	ND	ug/L	1.0	0.12	1		07/24/15 00:30	100-42-5	
1,1,2,2-Tetrachloroethane	ND	ug/L	1.0	0.15	1		07/24/15 00:30	79-34-5	
Tetrachloroethene	ND	ug/L	1.0	0.10	1		07/24/15 00:30	127-18-4	
Toluene	ND	ug/L	1.0	0.17	1		07/24/15 00:30	108-88-3	
1,1,1-Trichloroethane	ND	ug/L	1.0	0.11	1		07/24/15 00:30	71-55-6	
1,1,2-Trichloroethane	ND	ug/L	1.0	0.20	1		07/24/15 00:30	79-00-5	
Trichloroethene	ND	ug/L	1.0	0.17	1		07/24/15 00:30	79-01-6	
Vinyl chloride	ND	ug/L	1.0	0.13	1		07/24/15 00:30	75-01-4	
Xylene (Total)	ND	ug/L	3.0	0.42	1		07/24/15 00:30	1330-20-7	
Surrogates									
4-Bromofluorobenzene (S)	99	%	80-120		1		07/24/15 00:30	460-00-4	
1,2-Dichloroethane-d4 (S)	98	%	80-120		1		07/24/15 00:30	17060-07-0	
Toluene-d8 (S)	98	%	80-120		1		07/24/15 00:30	2037-26-5	
Preservation pH	**1.0**		0.10	0.10	1		07/24/15 00:30		

REPORT OF LABORATORY ANALYSIS

This report shall not be reproduced, except in full,
without the written consent of Pace Analytical Services, Inc..

Pace Analytical Services, Inc.
9608 Loiret Blvd.
Lenexa, KS 66219
(913)599-5665

ANALYTICAL RESULTS

Project: FORT SMITH, AR
Pace Project No.: 60199011

Sample: MW-29-201507 **Lab ID: 60199011021** Collected: 07/22/15 13:50 Received: 07/23/15 02:49 Matrix: Water

Parameters	Results	Units	Report Limit	MDL	DF	Prepared	Analyzed	CAS No.	Qual
2320B Alkalinity	Analytical Method: SM 2320B								
Alkalinity,Bicarbonate (CaCO3)	**13.8J**	mg/L	20.0	2.0	1		07/31/15 15:27		
Alkalinity, Carbonate (CaCO3)	ND	mg/L	20.0	2.0	1		07/31/15 15:27		
Alkalinity, Total as CaCO3	**13.8J**	mg/L	20.0	2.0	1		07/31/15 15:27		
Iron, Ferric (Calculation)	Analytical Method: SM 3500-Fe B#4								
Iron, Ferric	**0.55**	mg/L	0.20		1		08/06/15 00:00	7439-89-6	
4500H+ pH, Electrometric	Analytical Method: SM 4500-H+B								
pH at 25 Degrees C	**5.0**	Std. Units	0.10	0.10	1		07/22/15 19:30		1e,H6
4500S2D Sulfide, Total	Analytical Method: SM 4500-S-2 D								
Sulfide, Total	ND	mg/L	0.050	0.012	1		07/27/15 10:33	18496-25-8	
300.0 IC Anions 28 Days	Analytical Method: EPA 300.0								
Chloride	**97.6**	mg/L	20.0	10.0	20		07/28/15 20:15	16887-00-6	
Sulfate	**56.2**	mg/L	5.0	1.2	5		07/29/15 04:28	14808-79-8	
350.1 Ammonia	Analytical Method: EPA 350.1								
Nitrogen, Ammonia	ND	mg/L	0.10	0.033	1		07/28/15 16:16	7664-41-7	
353.2 Nitrogen, NO2/NO3 unpres	Analytical Method: EPA 353.2								
Nitrogen, Nitrate	**1.8**	mg/L	0.10	0.014	1		07/23/15 12:34		
Nitrogen, Nitrite	ND	mg/L	0.10	0.023	1		07/23/15 12:34		
Nitrogen, NO2 plus NO3	**1.8**	mg/L	0.10	0.014	1		07/23/15 12:34		
Total Carbon Dioxide Calc	Analytical Method: SM 4500-CO2 D								
Carbon Dioxide Calculation	ND	mg/L	20.0	20.0	1		07/30/15 00:00		
5310C TOC	Analytical Method: SM 5310C								
Total Organic Carbon	**1.2**	mg/L	1.0	0.46	1		08/05/15 14:04	7440-44-0	
SM4500P-E, Total Phosphorus	Analytical Method: SM 4500-P E Preparation Method: SM4500-P B								
Phosphate as P04	**0.066**	mg/L	0.030	0.010	1	07/29/15 13:07	07/29/15 15:52		

REPORT OF LABORATORY ANALYSIS

This report shall not be reproduced, except in full,
without the written consent of Pace Analytical Services, Inc..

Pace Analytical Services, Inc.
9608 Loiret Blvd.
Lenexa, KS 66219
(913)599-5665

ANALYTICAL RESULTS

Project: FORT SMITH, AR
Pace Project No.: 60199011

Sample: ITMW-13-201507 **Lab ID: 60199011022** Collected: 07/22/15 14:00 Received: 07/23/15 02:49 Matrix: Water

Parameters	Results	Units	Report Limit	MDL	DF	Prepared	Analyzed	CAS No.	Qual
Alcohol by Direct Inject GCFID	Analytical Method: EPA 8015 - Alcohol								
2-Chloroethanol	ND	ug/L	10000	1980	1		07/29/15 02:55	107-07-3	
6010 MET ICP	Analytical Method: EPA 6010 Preparation Method: EPA 3010								
Iron	**41.6J**	ug/L	50.0	9.0	1	07/24/15 14:45	07/27/15 13:15	7439-89-6	
Manganese	**5.0J**	ug/L	5.0	2.4	1	07/24/15 14:45	07/27/15 13:15	7439-96-5	
8260 MSV	Analytical Method: EPA 5030B/8260								
Acetone	ND	ug/L	10.0	1.9	1		07/24/15 13:10	67-64-1	
Benzene	ND	ug/L	1.0	0.060	1		07/24/15 13:10	71-43-2	
Bromodichloromethane	ND	ug/L	1.0	0.19	1		07/24/15 13:10	75-27-4	
Bromoform	ND	ug/L	1.0	0.070	1		07/24/15 13:10	75-25-2	
Bromomethane	**0.68J**	ug/L	5.0	0.16	1		07/24/15 13:10	74-83-9	
2-Butanone (MEK)	ND	ug/L	10.0	0.59	1		07/24/15 13:10	78-93-3	
Carbon disulfide	ND	ug/L	5.0	0.12	1		07/24/15 13:10	75-15-0	
Carbon tetrachloride	ND	ug/L	1.0	0.18	1		07/24/15 13:10	56-23-5	
Chlorobenzene	ND	ug/L	1.0	0.21	1		07/24/15 13:10	108-90-7	
Chloroethane	**0.41J**	ug/L	1.0	0.15	1		07/24/15 13:10	75-00-3	
Chloroform	ND	ug/L	1.0	0.14	1		07/24/15 13:10	67-66-3	
Chloromethane	ND	ug/L	1.0	0.080	1		07/24/15 13:10	74-87-3	
Dibromochloromethane	ND	ug/L	1.0	0.21	1		07/24/15 13:10	124-48-1	
1,1-Dichloroethane	ND	ug/L	1.0	0.050	1		07/24/15 13:10	75-34-3	
1,2-Dichloroethane	ND	ug/L	1.0	0.12	1		07/24/15 13:10	107-06-2	
1,1-Dichloroethene	ND	ug/L	1.0	0.20	1		07/24/15 13:10	75-35-4	
cis-1,2-Dichloroethene	**20.1**	ug/L	1.0	0.080	1		07/24/15 13:10	156-59-2	
trans-1,2-Dichloroethene	**1.7**	ug/L	1.0	0.20	1		07/24/15 13:10	156-60-5	
1,2-Dichloropropane	ND	ug/L	1.0	0.16	1		07/24/15 13:10	78-87-5	
cis-1,3-Dichloropropene	ND	ug/L	1.0	0.14	1		07/24/15 13:10	10061-01-5	
trans-1,3-Dichloropropene	ND	ug/L	1.0	0.12	1		07/24/15 13:10	10061-02-6	
Ethylbenzene	ND	ug/L	1.0	0.18	1		07/24/15 13:10	100-41-4	
2-Hexanone	ND	ug/L	10.0	1.2	1		07/24/15 13:10	591-78-6	
Methylene chloride	ND	ug/L	1.0	0.15	1		07/24/15 13:10	75-09-2	
4-Methyl-2-pentanone (MIBK)	ND	ug/L	10.0	0.42	1		07/24/15 13:10	108-10-1	
Styrene	ND	ug/L	1.0	0.12	1		07/24/15 13:10	100-42-5	
1,1,2,2-Tetrachloroethane	ND	ug/L	1.0	0.15	1		07/24/15 13:10	79-34-5	
Tetrachloroethene	ND	ug/L	1.0	0.10	1		07/24/15 13:10	127-18-4	
Toluene	ND	ug/L	1.0	0.17	1		07/24/15 13:10	108-88-3	
1,1,1-Trichloroethane	ND	ug/L	1.0	0.11	1		07/24/15 13:10	71-55-6	
1,1,2-Trichloroethane	ND	ug/L	1.0	0.20	1		07/24/15 13:10	79-00-5	
Trichloroethene	**37.3**	ug/L	1.0	0.17	1		07/24/15 13:10	79-01-6	
Vinyl chloride	**0.18J**	ug/L	1.0	0.13	1		07/24/15 13:10	75-01-4	
Xylene (Total)	ND	ug/L	3.0	0.42	1		07/24/15 13:10	1330-20-7	
Surrogates									
4-Bromofluorobenzene (S)	100	%	80-120		1		07/24/15 13:10	460-00-4	
1,2-Dichloroethane-d4 (S)	99	%	80-120		1		07/24/15 13:10	17060-07-0	
Toluene-d8 (S)	100	%	80-120		1		07/24/15 13:10	2037-26-5	
Preservation pH	**1.0**		0.10	0.10	1		07/24/15 13:10		

REPORT OF LABORATORY ANALYSIS

This report shall not be reproduced, except in full,
without the written consent of Pace Analytical Services, Inc..

Pace Analytical Services, Inc.
9608 Loiret Blvd.
Lenexa, KS 66219
(913)599-5665

ANALYTICAL RESULTS

Project: FORT SMITH, AR
Pace Project No.: 60199011

Sample: ITMW-13-201507 **Lab ID: 60199011022** Collected: 07/22/15 14:00 Received: 07/23/15 02:49 Matrix: Water

Parameters	Results	Units	Report Limit	MDL	DF	Prepared	Analyzed	CAS No.	Qual
2320B Alkalinity	Analytical Method: SM 2320B								
Alkalinity,Bicarbonate (CaCO3)	**73.8**	mg/L	20.0	2.0	1		08/03/15 10:01		
Alkalinity, Carbonate (CaCO3)	ND	mg/L	20.0	2.0	1		08/03/15 10:01		
Alkalinity, Total as CaCO3	**73.8**	mg/L	20.0	2.0	1		08/03/15 10:01		
Iron, Ferric (Calculation)	Analytical Method: SM 3500-Fe B#4								
Iron, Ferric	ND	mg/L	0.20		1		08/06/15 00:00	7439-89-6	
4500H+ pH, Electrometric	Analytical Method: SM 4500-H+B								
pH at 25 Degrees C	**6.0**	Std. Units	0.10	0.10	1		07/22/15 19:30		1e,H6
4500S2D Sulfide, Total	Analytical Method: SM 4500-S-2 D								
Sulfide, Total	ND	mg/L	0.050	0.012	1		07/27/15 10:33	18496-25-8	
300.0 IC Anions 28 Days	Analytical Method: EPA 300.0								
Chloride	**19.5**	mg/L	1.0	0.50	1		07/29/15 04:42	16887-00-6	
Sulfate	**6.8**	mg/L	1.0	0.24	1		07/29/15 04:42	14808-79-8	
350.1 Ammonia	Analytical Method: EPA 350.1								
Nitrogen, Ammonia	ND	mg/L	0.10	0.033	1		07/28/15 16:17	7664-41-7	
353.2 Nitrogen, NO2/NO3 unpres	Analytical Method: EPA 353.2								
Nitrogen, Nitrate	**0.12**	mg/L	0.10	0.014	1		07/23/15 12:37		
Nitrogen, Nitrite	ND	mg/L	0.10	0.023	1		07/23/15 12:37		
Nitrogen, NO2 plus NO3	**0.12**	mg/L	0.10	0.014	1		07/23/15 12:37		
Total Carbon Dioxide Calc	Analytical Method: SM 4500-CO2 D								
Carbon Dioxide Calculation	**227**	mg/L	20.0	20.0	1		07/30/15 00:00		
5310C TOC	Analytical Method: SM 5310C								
Total Organic Carbon	**0.69J**	mg/L	1.0	0.46	1		08/05/15 14:17	7440-44-0	
SM4500P-E, Total Phosphorus	Analytical Method: SM 4500-P E Preparation Method: SM4500-P B								
Phosphate as P04	**0.032**	mg/L	0.030	0.010	1	07/29/15 13:07	07/29/15 15:52		

REPORT OF LABORATORY ANALYSIS

This report shall not be reproduced, except in full,
without the written consent of Pace Analytical Services, Inc..

Pace Analytical Services, Inc.
9608 Loiret Blvd.
Lenexa, KS 66219
(913)599-5665

ANALYTICAL RESULTS

Project: FORT SMITH, AR
Pace Project No.: 60199011

Sample: DUP-02-201507 **Lab ID: 60199011023** Collected: 07/22/15 14:00 Received: 07/23/15 02:49 Matrix: Water

Parameters	Results	Units	Report Limit	MDL	DF	Prepared	Analyzed	CAS No.	Qual
8260 MSV	Analytical Method: EPA 5030B/8260								
Acetone	**2.3J**	ug/L	10.0	1.9	1		07/24/15 13:25	67-64-1	
Benzene	ND	ug/L	1.0	0.060	1		07/24/15 13:25	71-43-2	
Bromodichloromethane	ND	ug/L	1.0	0.19	1		07/24/15 13:25	75-27-4	
Bromoform	ND	ug/L	1.0	0.070	1		07/24/15 13:25	75-25-2	
Bromomethane	ND	ug/L	5.0	0.16	1		07/24/15 13:25	74-83-9	
2-Butanone (MEK)	ND	ug/L	10.0	0.59	1		07/24/15 13:25	78-93-3	
Carbon disulfide	ND	ug/L	5.0	0.12	1		07/24/15 13:25	75-15-0	
Carbon tetrachloride	ND	ug/L	1.0	0.18	1		07/24/15 13:25	56-23-5	
Chlorobenzene	ND	ug/L	1.0	0.21	1		07/24/15 13:25	108-90-7	
Chloroethane	ND	ug/L	1.0	0.15	1		07/24/15 13:25	75-00-3	
Chloroform	ND	ug/L	1.0	0.14	1		07/24/15 13:25	67-66-3	
Chloromethane	ND	ug/L	1.0	0.080	1		07/24/15 13:25	74-87-3	
Dibromochloromethane	ND	ug/L	1.0	0.21	1		07/24/15 13:25	124-48-1	
1,1-Dichloroethane	ND	ug/L	1.0	0.050	1		07/24/15 13:25	75-34-3	
1,2-Dichloroethane	ND	ug/L	1.0	0.12	1		07/24/15 13:25	107-06-2	
1,1-Dichloroethene	ND	ug/L	1.0	0.20	1		07/24/15 13:25	75-35-4	
cis-1,2-Dichloroethene	**20.8**	ug/L	1.0	0.080	1		07/24/15 13:25	156-59-2	
trans-1,2-Dichloroethene	**1.3**	ug/L	1.0	0.20	1		07/24/15 13:25	156-60-5	
1,2-Dichloropropane	ND	ug/L	1.0	0.16	1		07/24/15 13:25	78-87-5	
cis-1,3-Dichloropropene	ND	ug/L	1.0	0.14	1		07/24/15 13:25	10061-01-5	
trans-1,3-Dichloropropene	ND	ug/L	1.0	0.12	1		07/24/15 13:25	10061-02-6	
Ethylbenzene	ND	ug/L	1.0	0.18	1		07/24/15 13:25	100-41-4	
2-Hexanone	ND	ug/L	10.0	1.2	1		07/24/15 13:25	591-78-6	
Methylene chloride	ND	ug/L	1.0	0.15	1		07/24/15 13:25	75-09-2	
4-Methyl-2-pentanone (MIBK)	ND	ug/L	10.0	0.42	1		07/24/15 13:25	108-10-1	
Styrene	ND	ug/L	1.0	0.12	1		07/24/15 13:25	100-42-5	
1,1,2,2-Tetrachloroethane	ND	ug/L	1.0	0.15	1		07/24/15 13:25	79-34-5	
Tetrachloroethene	ND	ug/L	1.0	0.10	1		07/24/15 13:25	127-18-4	
Toluene	ND	ug/L	1.0	0.17	1		07/24/15 13:25	108-88-3	
1,1,1-Trichloroethane	ND	ug/L	1.0	0.11	1		07/24/15 13:25	71-55-6	
1,1,2-Trichloroethane	ND	ug/L	1.0	0.20	1		07/24/15 13:25	79-00-5	
Trichloroethene	**36.1**	ug/L	1.0	0.17	1		07/24/15 13:25	79-01-6	
Vinyl chloride	**0.17J**	ug/L	1.0	0.13	1		07/24/15 13:25	75-01-4	
Xylene (Total)	ND	ug/L	3.0	0.42	1		07/24/15 13:25	1330-20-7	
Surrogates									
4-Bromofluorobenzene (S)	97	%	80-120		1		07/24/15 13:25	460-00-4	
1,2-Dichloroethane-d4 (S)	96	%	80-120		1		07/24/15 13:25	17060-07-0	
Toluene-d8 (S)	99	%	80-120		1		07/24/15 13:25	2037-26-5	
Preservation pH	**1.0**		0.10	0.10	1		07/24/15 13:25		

REPORT OF LABORATORY ANALYSIS

This report shall not be reproduced, except in full,
without the written consent of Pace Analytical Services, Inc..

Pace Analytical Services, Inc.
9608 Loiret Blvd.
Lenexa, KS 66219
(913)599-5665

ANALYTICAL RESULTS

Project: FORT SMITH, AR
Pace Project No.: 60199011

Sample: ITMW-10-201507 **Lab ID: 60199011024** Collected: 07/22/15 16:30 Received: 07/23/15 02:49 Matrix: Water

Parameters	Results	Units	Report Limit	MDL	DF	Prepared	Analyzed	CAS No.	Qual
Alcohol by Direct Inject GCFID	Analytical Method: EPA 8015 - Alcohol								
2-Chloroethanol	ND	ug/L	10000	1980	1		07/29/15 03:06	107-07-3	
6010 MET ICP	Analytical Method: EPA 6010 Preparation Method: EPA 3010								
Iron	**14.5J**	ug/L	50.0	9.0	1	07/24/15 14:45	07/27/15 13:18	7439-89-6	
Manganese	**114**	ug/L	5.0	2.4	1	07/24/15 14:45	07/27/15 13:18	7439-96-5	
8260 MSV	Analytical Method: EPA 5030B/8260								
Acetone	ND	ug/L	10.0	1.9	1		07/24/15 13:55	67-64-1	
Benzene	**0.17J**	ug/L	1.0	0.060	1		07/24/15 13:55	71-43-2	
Bromodichloromethane	ND	ug/L	1.0	0.19	1		07/24/15 13:55	75-27-4	
Bromoform	ND	ug/L	1.0	0.070	1		07/24/15 13:55	75-25-2	
Bromomethane	ND	ug/L	5.0	0.16	1		07/24/15 13:55	74-83-9	
2-Butanone (MEK)	ND	ug/L	10.0	0.59	1		07/24/15 13:55	78-93-3	
Carbon disulfide	ND	ug/L	5.0	0.12	1		07/24/15 13:55	75-15-0	
Carbon tetrachloride	ND	ug/L	1.0	0.18	1		07/24/15 13:55	56-23-5	
Chlorobenzene	ND	ug/L	1.0	0.21	1		07/24/15 13:55	108-90-7	
Chloroethane	ND	ug/L	1.0	0.15	1		07/24/15 13:55	75-00-3	
Chloroform	**0.27J**	ug/L	1.0	0.14	1		07/24/15 13:55	67-66-3	
Chloromethane	ND	ug/L	1.0	0.080	1		07/24/15 13:55	74-87-3	
Dibromochloromethane	ND	ug/L	1.0	0.21	1		07/24/15 13:55	124-48-1	
1,1-Dichloroethane	**3.0**	ug/L	1.0	0.050	1		07/24/15 13:55	75-34-3	
1,2-Dichloroethane	ND	ug/L	1.0	0.12	1		07/24/15 13:55	107-06-2	
1,1-Dichloroethene	**4.3**	ug/L	1.0	0.20	1		07/24/15 13:55	75-35-4	
cis-1,2-Dichloroethene	**36.2**	ug/L	1.0	0.080	1		07/24/15 13:55	156-59-2	
trans-1,2-Dichloroethene	**3.2**	ug/L	1.0	0.20	1		07/24/15 13:55	156-60-5	
1,2-Dichloropropane	ND	ug/L	1.0	0.16	1		07/24/15 13:55	78-87-5	
cis-1,3-Dichloropropene	ND	ug/L	1.0	0.14	1		07/24/15 13:55	10061-01-5	
trans-1,3-Dichloropropene	ND	ug/L	1.0	0.12	1		07/24/15 13:55	10061-02-6	
Ethylbenzene	ND	ug/L	1.0	0.18	1		07/24/15 13:55	100-41-4	
2-Hexanone	ND	ug/L	10.0	1.2	1		07/24/15 13:55	591-78-6	
Methylene chloride	ND	ug/L	1.0	0.15	1		07/24/15 13:55	75-09-2	
4-Methyl-2-pentanone (MIBK)	ND	ug/L	10.0	0.42	1		07/24/15 13:55	108-10-1	
Styrene	ND	ug/L	1.0	0.12	1		07/24/15 13:55	100-42-5	
1,1,2,2-Tetrachloroethane	ND	ug/L	1.0	0.15	1		07/24/15 13:55	79-34-5	
Tetrachloroethene	**0.85J**	ug/L	1.0	0.10	1		07/24/15 13:55	127-18-4	
Toluene	**1.1**	ug/L	1.0	0.17	1		07/24/15 13:55	108-88-3	
1,1,1-Trichloroethane	ND	ug/L	1.0	0.11	1		07/24/15 13:55	71-55-6	
1,1,2-Trichloroethane	**0.20J**	ug/L	1.0	0.20	1		07/24/15 13:55	79-00-5	
Trichloroethene	**504**	ug/L	5.0	0.85	5		07/24/15 14:10	79-01-6	
Vinyl chloride	**1.3**	ug/L	1.0	0.13	1		07/24/15 13:55	75-01-4	
Xylene (Total)	ND	ug/L	3.0	0.42	1		07/24/15 13:55	1330-20-7	
Surrogates									
4-Bromofluorobenzene (S)	98	%	80-120		1		07/24/15 13:55	460-00-4	
1,2-Dichloroethane-d4 (S)	101	%	80-120		1		07/24/15 13:55	17060-07-0	
Toluene-d8 (S)	98	%	80-120		1		07/24/15 13:55	2037-26-5	
Preservation pH	**1.0**		0.10	0.10	1		07/24/15 13:55		

REPORT OF LABORATORY ANALYSIS

This report shall not be reproduced, except in full,
without the written consent of Pace Analytical Services, Inc..

Pace Analytical Services, Inc.
9608 Loiret Blvd.
Lenexa, KS 66219
(913)599-5665

ANALYTICAL RESULTS

Project: FORT SMITH, AR
Pace Project No.: 60199011

Sample: ITMW-10-201507 **Lab ID: 60199011024** Collected: 07/22/15 16:30 Received: 07/23/15 02:49 Matrix: Water

Parameters	Results	Units	Report Limit	MDL	DF	Prepared	Analyzed	CAS No.	Qual
2320B Alkalinity	Analytical Method: SM 2320B								
Alkalinity,Bicarbonate (CaCO3)	**84.3**	mg/L	20.0	2.0	1		08/03/15 10:05		
Alkalinity, Carbonate (CaCO3)	ND	mg/L	20.0	2.0	1		08/03/15 10:05		
Alkalinity, Total as CaCO3	**84.3**	mg/L	20.0	2.0	1		08/03/15 10:05		
Iron, Ferric (Calculation)	Analytical Method: SM 3500-Fe B#4								
Iron, Ferric	ND	mg/L	0.20		1		08/06/15 00:00	7439-89-6	
4500H+ pH, Electrometric	Analytical Method: SM 4500-H+B								
pH at 25 Degrees C	**5.2**	Std. Units	0.10	0.10	1		07/22/15 19:30		1e,H6
4500S2D Sulfide, Total	Analytical Method: SM 4500-S-2 D								
Sulfide, Total	ND	mg/L	0.050	0.012	1		07/27/15 10:34	18496-25-8	
300.0 IC Anions 28 Days	Analytical Method: EPA 300.0								
Chloride	**120**	mg/L	10.0	5.0	10		07/29/15 09:35	16887-00-6	
Sulfate	**34.3**	mg/L	2.0	0.47	2		07/29/15 09:21	14808-79-8	
350.1 Ammonia	Analytical Method: EPA 350.1								
Nitrogen, Ammonia	ND	mg/L	0.10	0.033	1		07/28/15 16:18	7664-41-7	M1
353.2 Nitrogen, NO2/NO3 unpres	Analytical Method: EPA 353.2								
Nitrogen, Nitrate	**5.7**	mg/L	0.20	0.028	2		07/24/15 09:37		
Nitrogen, Nitrite	ND	mg/L	0.20	0.046	2		07/24/15 09:37		
Nitrogen, NO2 plus NO3	**5.7**	mg/L	0.20	0.028	2		07/24/15 09:37		
Total Carbon Dioxide Calc	Analytical Method: SM 4500-CO2 D								
Carbon Dioxide Calculation	**1160**	mg/L	20.0	20.0	1		07/30/15 00:00		
5310C TOC	Analytical Method: SM 5310C								
Total Organic Carbon	**1.1**	mg/L	1.0	0.46	1		08/05/15 14:30	7440-44-0	
SM4500P-E, Total Phosphorus	Analytical Method: SM 4500-P E Preparation Method: SM4500-P B								
Phosphate as P04	**0.032**	mg/L	0.030	0.010	1	07/29/15 13:07	07/29/15 15:52		

REPORT OF LABORATORY ANALYSIS

This report shall not be reproduced, except in full,
without the written consent of Pace Analytical Services, Inc..

Pace Analytical Services, Inc.
9608 Loiret Blvd.
Lenexa, KS 66219
(913)599-5665

ANALYTICAL RESULTS

Project: FORT SMITH, AR
Pace Project No.: 60199011

Sample: DUP-01-201507 **Lab ID: 60199011025** Collected: 07/22/15 16:30 Received: 07/23/15 02:49 Matrix: Water

Parameters	Results	Units	Report Limit	MDL	DF	Prepared	Analyzed	CAS No.	Qual
8260 MSV	Analytical Method: EPA 5030B/8260								
Acetone	ND	ug/L	10.0	1.9	1		07/24/15 13:40	67-64-1	
Benzene	**0.17J**	ug/L	1.0	0.060	1		07/24/15 13:40	71-43-2	
Bromodichloromethane	ND	ug/L	1.0	0.19	1		07/24/15 13:40	75-27-4	
Bromoform	ND	ug/L	1.0	0.070	1		07/24/15 13:40	75-25-2	
Bromomethane	ND	ug/L	5.0	0.16	1		07/24/15 13:40	74-83-9	
2-Butanone (MEK)	ND	ug/L	10.0	0.59	1		07/24/15 13:40	78-93-3	
Carbon disulfide	ND	ug/L	5.0	0.12	1		07/24/15 13:40	75-15-0	
Carbon tetrachloride	ND	ug/L	1.0	0.18	1		07/24/15 13:40	56-23-5	
Chlorobenzene	ND	ug/L	1.0	0.21	1		07/24/15 13:40	108-90-7	
Chloroethane	ND	ug/L	1.0	0.15	1		07/24/15 13:40	75-00-3	
Chloroform	**0.29J**	ug/L	1.0	0.14	1		07/24/15 13:40	67-66-3	
Chloromethane	ND	ug/L	1.0	0.080	1		07/24/15 13:40	74-87-3	
Dibromochloromethane	ND	ug/L	1.0	0.21	1		07/24/15 13:40	124-48-1	
1,1-Dichloroethane	**3.0**	ug/L	1.0	0.050	1		07/24/15 13:40	75-34-3	
1,2-Dichloroethane	ND	ug/L	1.0	0.12	1		07/24/15 13:40	107-06-2	
1,1-Dichloroethene	**4.3**	ug/L	1.0	0.20	1		07/24/15 13:40	75-35-4	
cis-1,2-Dichloroethene	**36.7**	ug/L	1.0	0.080	1		07/24/15 13:40	156-59-2	
trans-1,2-Dichloroethene	**3.2**	ug/L	1.0	0.20	1		07/24/15 13:40	156-60-5	
1,2-Dichloropropane	ND	ug/L	1.0	0.16	1		07/24/15 13:40	78-87-5	
cis-1,3-Dichloropropene	ND	ug/L	1.0	0.14	1		07/24/15 13:40	10061-01-5	
trans-1,3-Dichloropropene	ND	ug/L	1.0	0.12	1		07/24/15 13:40	10061-02-6	
Ethylbenzene	ND	ug/L	1.0	0.18	1		07/24/15 13:40	100-41-4	
2-Hexanone	ND	ug/L	10.0	1.2	1		07/24/15 13:40	591-78-6	
Methylene chloride	ND	ug/L	1.0	0.15	1		07/24/15 13:40	75-09-2	
4-Methyl-2-pentanone (MIBK)	ND	ug/L	10.0	0.42	1		07/24/15 13:40	108-10-1	
Styrene	ND	ug/L	1.0	0.12	1		07/24/15 13:40	100-42-5	
1,1,2,2-Tetrachloroethane	ND	ug/L	1.0	0.15	1		07/24/15 13:40	79-34-5	
Tetrachloroethene	**0.80J**	ug/L	1.0	0.10	1		07/24/15 13:40	127-18-4	
Toluene	**1.3**	ug/L	1.0	0.17	1		07/24/15 13:40	108-88-3	
1,1,1-Trichloroethane	ND	ug/L	1.0	0.11	1		07/24/15 13:40	71-55-6	
1,1,2-Trichloroethane	ND	ug/L	1.0	0.20	1		07/24/15 13:40	79-00-5	
Trichloroethene	**501**	ug/L	5.0	0.85	5		07/28/15 19:56	79-01-6	
Vinyl chloride	**1.5**	ug/L	1.0	0.13	1		07/24/15 13:40	75-01-4	
Xylene (Total)	ND	ug/L	3.0	0.42	1		07/24/15 13:40	1330-20-7	
Surrogates									
4-Bromofluorobenzene (S)	99	%	80-120		1		07/24/15 13:40	460-00-4	
1,2-Dichloroethane-d4 (S)	99	%	80-120		1		07/24/15 13:40	17060-07-0	
Toluene-d8 (S)	99	%	80-120		1		07/24/15 13:40	2037-26-5	
Preservation pH	**1.0**		0.10	0.10	1		07/24/15 13:40		

REPORT OF LABORATORY ANALYSIS

This report shall not be reproduced, except in full,
without the written consent of Pace Analytical Services, Inc..

Pace Analytical Services, Inc.
9608 Loiret Blvd.
Lenexa, KS 66219
(913)599-5665

ANALYTICAL RESULTS

Project: FORT SMITH, AR
Pace Project No.: 60199011

Sample: ITMW-20-201507 **Lab ID: 60199011026** Collected: 07/22/15 12:05 Received: 07/23/15 02:49 Matrix: Water

Parameters	Results	Units	Report Limit	MDL	DF	Prepared	Analyzed	CAS No.	Qual
Alcohol by Direct Inject GCFID	Analytical Method: EPA 8015 - Alcohol								
2-Chloroethanol	ND	ug/L	10000	1980	1		07/29/15 03:17	107-07-3	
6010 MET ICP	Analytical Method: EPA 6010 Preparation Method: EPA 3010								
Iron	**81.0**	ug/L	50.0	9.0	1	07/24/15 14:45	07/27/15 13:22	7439-89-6	
Manganese	**8.2**	ug/L	5.0	2.4	1	07/24/15 14:45	07/27/15 13:22	7439-96-5	
8260 MSV	Analytical Method: EPA 5030B/8260								
Acetone	ND	ug/L	10.0	1.9	1		07/24/15 12:40	67-64-1	
Benzene	ND	ug/L	1.0	0.060	1		07/24/15 12:40	71-43-2	
Bromodichloromethane	ND	ug/L	1.0	0.19	1		07/24/15 12:40	75-27-4	
Bromoform	ND	ug/L	1.0	0.070	1		07/24/15 12:40	75-25-2	
Bromomethane	ND	ug/L	5.0	0.16	1		07/24/15 12:40	74-83-9	
2-Butanone (MEK)	ND	ug/L	10.0	0.59	1		07/24/15 12:40	78-93-3	
Carbon disulfide	ND	ug/L	5.0	0.12	1		07/24/15 12:40	75-15-0	
Carbon tetrachloride	ND	ug/L	1.0	0.18	1		07/24/15 12:40	56-23-5	
Chlorobenzene	ND	ug/L	1.0	0.21	1		07/24/15 12:40	108-90-7	
Chloroethane	ND	ug/L	1.0	0.15	1		07/24/15 12:40	75-00-3	
Chloroform	ND	ug/L	1.0	0.14	1		07/24/15 12:40	67-66-3	
Chloromethane	ND	ug/L	1.0	0.080	1		07/24/15 12:40	74-87-3	
Dibromochloromethane	ND	ug/L	1.0	0.21	1		07/24/15 12:40	124-48-1	
1,1-Dichloroethane	ND	ug/L	1.0	0.050	1		07/24/15 12:40	75-34-3	
1,2-Dichloroethane	ND	ug/L	1.0	0.12	1		07/24/15 12:40	107-06-2	
1,1-Dichloroethene	ND	ug/L	1.0	0.20	1		07/24/15 12:40	75-35-4	
cis-1,2-Dichloroethene	ND	ug/L	1.0	0.080	1		07/24/15 12:40	156-59-2	
trans-1,2-Dichloroethene	ND	ug/L	1.0	0.20	1		07/24/15 12:40	156-60-5	
1,2-Dichloropropane	ND	ug/L	1.0	0.16	1		07/24/15 12:40	78-87-5	
cis-1,3-Dichloropropene	ND	ug/L	1.0	0.14	1		07/24/15 12:40	10061-01-5	
trans-1,3-Dichloropropene	ND	ug/L	1.0	0.12	1		07/24/15 12:40	10061-02-6	
Ethylbenzene	ND	ug/L	1.0	0.18	1		07/24/15 12:40	100-41-4	
2-Hexanone	ND	ug/L	10.0	1.2	1		07/24/15 12:40	591-78-6	
Methylene chloride	ND	ug/L	1.0	0.15	1		07/24/15 12:40	75-09-2	
4-Methyl-2-pentanone (MIBK)	ND	ug/L	10.0	0.42	1		07/24/15 12:40	108-10-1	
Styrene	ND	ug/L	1.0	0.12	1		07/24/15 12:40	100-42-5	
1,1,2,2-Tetrachloroethane	ND	ug/L	1.0	0.15	1		07/24/15 12:40	79-34-5	
Tetrachloroethene	ND	ug/L	1.0	0.10	1		07/24/15 12:40	127-18-4	
Toluene	ND	ug/L	1.0	0.17	1		07/24/15 12:40	108-88-3	
1,1,1-Trichloroethane	ND	ug/L	1.0	0.11	1		07/24/15 12:40	71-55-6	
1,1,2-Trichloroethane	ND	ug/L	1.0	0.20	1		07/24/15 12:40	79-00-5	
Trichloroethene	**0.20J**	ug/L	1.0	0.17	1		07/24/15 12:40	79-01-6	
Vinyl chloride	ND	ug/L	1.0	0.13	1		07/24/15 12:40	75-01-4	
Xylene (Total)	ND	ug/L	3.0	0.42	1		07/24/15 12:40	1330-20-7	
Surrogates									
4-Bromofluorobenzene (S)	102	%	80-120		1		07/24/15 12:40	460-00-4	
1,2-Dichloroethane-d4 (S)	99	%	80-120		1		07/24/15 12:40	17060-07-0	
Toluene-d8 (S)	97	%	80-120		1		07/24/15 12:40	2037-26-5	
Preservation pH	**1.0**		0.10	0.10	1		07/24/15 12:40		

REPORT OF LABORATORY ANALYSIS

This report shall not be reproduced, except in full,
without the written consent of Pace Analytical Services, Inc..

Pace Analytical Services, Inc.
9608 Loiret Blvd.
Lenexa, KS 66219
(913)599-5665

ANALYTICAL RESULTS

Project: FORT SMITH, AR
Pace Project No.: 60199011

Sample: ITMW-20-201507 **Lab ID: 60199011026** Collected: 07/22/15 12:05 Received: 07/23/15 02:49 Matrix: Water

Parameters	Results	Units	Report Limit	MDL	DF	Prepared	Analyzed	CAS No.	Qual
2320B Alkalinity	Analytical Method: SM 2320B								
Alkalinity,Bicarbonate (CaCO3)	**98.3**	mg/L	20.0	2.0	1		08/03/15 10:08		
Alkalinity, Carbonate (CaCO3)	ND	mg/L	20.0	2.0	1		08/03/15 10:08		
Alkalinity, Total as CaCO3	**98.3**	mg/L	20.0	2.0	1		08/03/15 10:08		
Iron, Ferric (Calculation)	Analytical Method: SM 3500-Fe B#4								
Iron, Ferric	ND	mg/L	0.20		1		08/06/15 00:00	7439-89-6	
4500H+ pH, Electrometric	Analytical Method: SM 4500-H+B								
pH at 25 Degrees C	**6.2**	Std. Units	0.10	0.10	1		07/22/15 19:30		1e,H6
4500S2D Sulfide, Total	Analytical Method: SM 4500-S-2 D								
Sulfide, Total	ND	mg/L	0.050	0.012	1		07/27/15 10:35	18496-25-8	M1
300.0 IC Anions 28 Days	Analytical Method: EPA 300.0								
Chloride	**100**	mg/L	10.0	5.0	10		07/29/15 10:02	16887-00-6	
Sulfate	**17.2**	mg/L	1.0	0.24	1		07/29/15 09:49	14808-79-8	
350.1 Ammonia	Analytical Method: EPA 350.1								
Nitrogen, Ammonia	ND	mg/L	0.10	0.033	1		07/28/15 16:20	7664-41-7	
353.2 Nitrogen, NO2/NO3 unpres	Analytical Method: EPA 353.2								
Nitrogen, Nitrate	**0.92**	mg/L	0.10	0.014	1		07/23/15 12:39		
Nitrogen, Nitrite	ND	mg/L	0.10	0.023	1		07/23/15 12:39		
Nitrogen, NO2 plus NO3	**0.92**	mg/L	0.10	0.014	1		07/23/15 12:39		
Total Carbon Dioxide Calc	Analytical Method: SM 4500-CO2 D								
Carbon Dioxide Calculation	**200**	mg/L	20.0	20.0	1		07/30/15 00:00		
5310C TOC	Analytical Method: SM 5310C								
Total Organic Carbon	ND	mg/L	1.0	0.46	1		08/05/15 14:43	7440-44-0	
SM4500P-E, Total Phosphorus	Analytical Method: SM 4500-P E Preparation Method: SM4500-P B								
Phosphate as P04	**0.032**	mg/L	0.030	0.010	1	07/29/15 13:07	07/29/15 15:52		

REPORT OF LABORATORY ANALYSIS

This report shall not be reproduced, except in full,
without the written consent of Pace Analytical Services, Inc..

Pace Analytical Services, Inc.
9608 Loiret Blvd.
Lenexa, KS 66219
(913)599-5665

ANALYTICAL RESULTS

Project: FORT SMITH, AR
Pace Project No.: 60199011

Sample: ITMW-4-201507 **Lab ID: 60199011027** Collected: 07/22/15 14:30 Received: 07/23/15 02:49 Matrix: Water

Parameters	Results	Units	Report Limit	MDL	DF	Prepared	Analyzed	CAS No.	Qual
Alcohol by Direct Inject GCFID	Analytical Method: EPA 8015 - Alcohol								
2-Chloroethanol	ND	ug/L	10000	1980	1		07/29/15 03:28	107-07-3	
6010 MET ICP	Analytical Method: EPA 6010 Preparation Method: EPA 3010								
Iron	**5810**	ug/L	50.0	9.0	1	07/24/15 14:45	07/27/15 13:25	7439-89-6	
Manganese	**3270**	ug/L	5.0	2.4	1	07/24/15 14:45	07/27/15 13:25	7439-96-5	
8260 MSV	Analytical Method: EPA 5030B/8260								
Acetone	**3.4J**	ug/L	10.0	1.9	1		07/24/15 12:55	67-64-1	
Benzene	ND	ug/L	1.0	0.060	1		07/24/15 12:55	71-43-2	
Bromodichloromethane	ND	ug/L	1.0	0.19	1		07/24/15 12:55	75-27-4	
Bromoform	ND	ug/L	1.0	0.070	1		07/24/15 12:55	75-25-2	
Bromomethane	**0.42J**	ug/L	5.0	0.16	1		07/24/15 12:55	74-83-9	
2-Butanone (MEK)	ND	ug/L	10.0	0.59	1		07/24/15 12:55	78-93-3	
Carbon disulfide	**0.17J**	ug/L	5.0	0.12	1		07/24/15 12:55	75-15-0	
Carbon tetrachloride	ND	ug/L	1.0	0.18	1		07/24/15 12:55	56-23-5	
Chlorobenzene	**0.94J**	ug/L	1.0	0.21	1		07/24/15 12:55	108-90-7	
Chloroethane	ND	ug/L	1.0	0.15	1		07/24/15 12:55	75-00-3	
Chloroform	**0.20J**	ug/L	1.0	0.14	1		07/24/15 12:55	67-66-3	
Chloromethane	ND	ug/L	1.0	0.080	1		07/24/15 12:55	74-87-3	
Dibromochloromethane	ND	ug/L	1.0	0.21	1		07/24/15 12:55	124-48-1	
1,1-Dichloroethane	**0.28J**	ug/L	1.0	0.050	1		07/24/15 12:55	75-34-3	
1,2-Dichloroethane	ND	ug/L	1.0	0.12	1		07/24/15 12:55	107-06-2	
1,1-Dichloroethene	ND	ug/L	1.0	0.20	1		07/24/15 12:55	75-35-4	
cis-1,2-Dichloroethene	**2.6**	ug/L	1.0	0.080	1		07/24/15 12:55	156-59-2	
trans-1,2-Dichloroethene	**0.24J**	ug/L	1.0	0.20	1		07/24/15 12:55	156-60-5	
1,2-Dichloropropane	ND	ug/L	1.0	0.16	1		07/24/15 12:55	78-87-5	
cis-1,3-Dichloropropene	ND	ug/L	1.0	0.14	1		07/24/15 12:55	10061-01-5	
trans-1,3-Dichloropropene	ND	ug/L	1.0	0.12	1		07/24/15 12:55	10061-02-6	
Ethylbenzene	ND	ug/L	1.0	0.18	1		07/24/15 12:55	100-41-4	
2-Hexanone	ND	ug/L	10.0	1.2	1		07/24/15 12:55	591-78-6	
Methylene chloride	**0.62J**	ug/L	1.0	0.15	1		07/24/15 12:55	75-09-2	
4-Methyl-2-pentanone (MIBK)	ND	ug/L	10.0	0.42	1		07/24/15 12:55	108-10-1	
Styrene	ND	ug/L	1.0	0.12	1		07/24/15 12:55	100-42-5	
1,1,2,2-Tetrachloroethane	ND	ug/L	1.0	0.15	1		07/24/15 12:55	79-34-5	
Tetrachloroethene	ND	ug/L	1.0	0.10	1		07/24/15 12:55	127-18-4	
Toluene	ND	ug/L	1.0	0.17	1		07/24/15 12:55	108-88-3	
1,1,1-Trichloroethane	ND	ug/L	1.0	0.11	1		07/24/15 12:55	71-55-6	
1,1,2-Trichloroethane	ND	ug/L	1.0	0.20	1		07/24/15 12:55	79-00-5	
Trichloroethene	**2.0**	ug/L	1.0	0.17	1		07/24/15 12:55	79-01-6	
Vinyl chloride	**0.17J**	ug/L	1.0	0.13	1		07/24/15 12:55	75-01-4	
Xylene (Total)	ND	ug/L	3.0	0.42	1		07/24/15 12:55	1330-20-7	
Surrogates									
4-Bromofluorobenzene (S)	99	%	80-120		1		07/24/15 12:55	460-00-4	
1,2-Dichloroethane-d4 (S)	99	%	80-120		1		07/24/15 12:55	17060-07-0	
Toluene-d8 (S)	97	%	80-120		1		07/24/15 12:55	2037-26-5	
Preservation pH	**1.0**		0.10	0.10	1		07/24/15 12:55		

REPORT OF LABORATORY ANALYSIS

This report shall not be reproduced, except in full,
without the written consent of Pace Analytical Services, Inc..

Pace Analytical Services, Inc.
9608 Loiret Blvd.
Lenexa, KS 66219
(913)599-5665

ANALYTICAL RESULTS

Project: FORT SMITH, AR
Pace Project No.: 60199011

Sample: ITMW-4-201507 **Lab ID: 60199011027** Collected: 07/22/15 14:30 Received: 07/23/15 02:49 Matrix: Water

Parameters	Results	Units	Report Limit	MDL	DF	Prepared	Analyzed	CAS No.	Qual
2320B Alkalinity	Analytical Method: SM 2320B								
Alkalinity,Bicarbonate (CaCO3)	**81.0**	mg/L	20.0	2.0	1		08/03/15 10:11		
Alkalinity, Carbonate (CaCO3)	ND	mg/L	20.0	2.0	1		08/03/15 10:11		
Alkalinity, Total as CaCO3	**81.0**	mg/L	20.0	2.0	1		08/03/15 10:11		
Iron, Ferric (Calculation)	Analytical Method: SM 3500-Fe B#4								
Iron, Ferric	**4.6**	mg/L	0.20		1		08/06/15 00:00	7439-89-6	
4500H+ pH, Electrometric	Analytical Method: SM 4500-H+B								
pH at 25 Degrees C	**6.2**	Std. Units	0.10	0.10	1		07/22/15 19:30		1e,H6
4500S2D Sulfide, Total	Analytical Method: SM 4500-S-2 D								
Sulfide, Total	ND	mg/L	0.050	0.012	1		07/27/15 10:36	18496-25-8	
300.0 IC Anions 28 Days	Analytical Method: EPA 300.0								
Chloride	**7.8**	mg/L	1.0	0.50	1		07/29/15 10:43	16887-00-6	
Sulfate	**16.5**	mg/L	1.0	0.24	1		07/29/15 10:43	14808-79-8	
350.1 Ammonia	Analytical Method: EPA 350.1								
Nitrogen, Ammonia	**0.28**	mg/L	0.10	0.033	1		07/28/15 16:22	7664-41-7	
353.2 Nitrogen, NO2/NO3 unpres	Analytical Method: EPA 353.2								
Nitrogen, Nitrate	ND	mg/L	0.10	0.014	1		07/23/15 12:40		
Nitrogen, Nitrite	ND	mg/L	0.10	0.023	1		07/23/15 12:40		
Nitrogen, NO2 plus NO3	ND	mg/L	0.10	0.014	1		07/23/15 12:40		
Total Carbon Dioxide Calc	Analytical Method: SM 4500-CO2 D								
Carbon Dioxide Calculation	**171**	mg/L	20.0	20.0	1		07/30/15 00:00		
5310C TOC	Analytical Method: SM 5310C								
Total Organic Carbon	**8.6**	mg/L	1.0	0.46	1		08/05/15 14:56	7440-44-0	
SM4500P-E, Total Phosphorus	Analytical Method: SM 4500-P E Preparation Method: SM4500-P B								
Phosphate as P04	**0.14**	mg/L	0.030	0.010	1	07/29/15 13:07	07/29/15 15:52		

REPORT OF LABORATORY ANALYSIS

This report shall not be reproduced, except in full,
without the written consent of Pace Analytical Services, Inc..

Pace Analytical Services, Inc.
9608 Loiret Blvd.
Lenexa, KS 66219
(913)599-5665

ANALYTICAL RESULTS

Project: FORT SMITH, AR
Pace Project No.: 60199011

Sample: TB-12-201507 **Lab ID: 60199011028** Collected: 07/22/15 08:00 Received: 07/23/15 02:49 Matrix: Water

Parameters	Results	Units	Report Limit	MDL	DF	Prepared	Analyzed	CAS No.	Qual
8260 MSV	Analytical Method: EPA 5030B/8260								
Acetone	**4.0J**	ug/L	10.0	1.9	1		07/24/15 10:11	67-64-1	
Benzene	ND	ug/L	1.0	0.060	1		07/24/15 10:11	71-43-2	
Bromodichloromethane	ND	ug/L	1.0	0.19	1		07/24/15 10:11	75-27-4	
Bromoform	ND	ug/L	1.0	0.070	1		07/24/15 10:11	75-25-2	
Bromomethane	ND	ug/L	5.0	0.16	1		07/24/15 10:11	74-83-9	
2-Butanone (MEK)	ND	ug/L	10.0	0.59	1		07/24/15 10:11	78-93-3	
Carbon disulfide	ND	ug/L	5.0	0.12	1		07/24/15 10:11	75-15-0	
Carbon tetrachloride	ND	ug/L	1.0	0.18	1		07/24/15 10:11	56-23-5	
Chlorobenzene	ND	ug/L	1.0	0.21	1		07/24/15 10:11	108-90-7	
Chloroethane	ND	ug/L	1.0	0.15	1		07/24/15 10:11	75-00-3	
Chloroform	ND	ug/L	1.0	0.14	1		07/24/15 10:11	67-66-3	
Chloromethane	ND	ug/L	1.0	0.080	1		07/24/15 10:11	74-87-3	
Dibromochloromethane	ND	ug/L	1.0	0.21	1		07/24/15 10:11	124-48-1	
1,1-Dichloroethane	ND	ug/L	1.0	0.050	1		07/24/15 10:11	75-34-3	
1,2-Dichloroethane	ND	ug/L	1.0	0.12	1		07/24/15 10:11	107-06-2	
1,1-Dichloroethene	ND	ug/L	1.0	0.20	1		07/24/15 10:11	75-35-4	
cis-1,2-Dichloroethene	ND	ug/L	1.0	0.080	1		07/24/15 10:11	156-59-2	
trans-1,2-Dichloroethene	ND	ug/L	1.0	0.20	1		07/24/15 10:11	156-60-5	
1,2-Dichloropropane	ND	ug/L	1.0	0.16	1		07/24/15 10:11	78-87-5	
cis-1,3-Dichloropropene	ND	ug/L	1.0	0.14	1		07/24/15 10:11	10061-01-5	
trans-1,3-Dichloropropene	ND	ug/L	1.0	0.12	1		07/24/15 10:11	10061-02-6	
Ethylbenzene	ND	ug/L	1.0	0.18	1		07/24/15 10:11	100-41-4	
2-Hexanone	ND	ug/L	10.0	1.2	1		07/24/15 10:11	591-78-6	
Methylene chloride	ND	ug/L	1.0	0.15	1		07/24/15 10:11	75-09-2	
4-Methyl-2-pentanone (MIBK)	ND	ug/L	10.0	0.42	1		07/24/15 10:11	108-10-1	
Styrene	ND	ug/L	1.0	0.12	1		07/24/15 10:11	100-42-5	
1,1,2,2-Tetrachloroethane	ND	ug/L	1.0	0.15	1		07/24/15 10:11	79-34-5	
Tetrachloroethene	ND	ug/L	1.0	0.10	1		07/24/15 10:11	127-18-4	
Toluene	ND	ug/L	1.0	0.17	1		07/24/15 10:11	108-88-3	
1,1,1-Trichloroethane	ND	ug/L	1.0	0.11	1		07/24/15 10:11	71-55-6	
1,1,2-Trichloroethane	ND	ug/L	1.0	0.20	1		07/24/15 10:11	79-00-5	
Trichloroethene	ND	ug/L	1.0	0.17	1		07/24/15 10:11	79-01-6	
Vinyl chloride	ND	ug/L	1.0	0.13	1		07/24/15 10:11	75-01-4	
Xylene (Total)	ND	ug/L	3.0	0.42	1		07/24/15 10:11	1330-20-7	
Surrogates									
4-Bromofluorobenzene (S)	96	%	80-120		1		07/24/15 10:11	460-00-4	
1,2-Dichloroethane-d4 (S)	100	%	80-120		1		07/24/15 10:11	17060-07-0	
Toluene-d8 (S)	96	%	80-120		1		07/24/15 10:11	2037-26-5	
Preservation pH	**1.0**		0.10	0.10	1		07/24/15 10:11		

REPORT OF LABORATORY ANALYSIS

This report shall not be reproduced, except in full,
without the written consent of Pace Analytical Services, Inc..

Pace Analytical Services, Inc.
9608 Loiret Blvd.
Lenexa, KS 66219
(913)599-5665

ANALYTICAL RESULTS

Project: FORT SMITH, AR
Pace Project No.: 60199011

Sample: TB-13-201507 **Lab ID: 60199011029** Collected: 07/22/15 08:00 Received: 07/23/15 02:49 Matrix: Water

Parameters	Results	Units	Report Limit	MDL	DF	Prepared	Analyzed	CAS No.	Qual
8260 MSV	Analytical Method: EPA 5030B/8260								
Acetone	**3.4J**	ug/L	10.0	1.9	1		07/24/15 10:26	67-64-1	
Benzene	ND	ug/L	1.0	0.060	1		07/24/15 10:26	71-43-2	
Bromodichloromethane	ND	ug/L	1.0	0.19	1		07/24/15 10:26	75-27-4	
Bromoform	ND	ug/L	1.0	0.070	1		07/24/15 10:26	75-25-2	
Bromomethane	ND	ug/L	5.0	0.16	1		07/24/15 10:26	74-83-9	
2-Butanone (MEK)	ND	ug/L	10.0	0.59	1		07/24/15 10:26	78-93-3	
Carbon disulfide	ND	ug/L	5.0	0.12	1		07/24/15 10:26	75-15-0	
Carbon tetrachloride	ND	ug/L	1.0	0.18	1		07/24/15 10:26	56-23-5	
Chlorobenzene	ND	ug/L	1.0	0.21	1		07/24/15 10:26	108-90-7	
Chloroethane	ND	ug/L	1.0	0.15	1		07/24/15 10:26	75-00-3	
Chloroform	ND	ug/L	1.0	0.14	1		07/24/15 10:26	67-66-3	
Chloromethane	ND	ug/L	1.0	0.080	1		07/24/15 10:26	74-87-3	
Dibromochloromethane	ND	ug/L	1.0	0.21	1		07/24/15 10:26	124-48-1	
1,1-Dichloroethane	ND	ug/L	1.0	0.050	1		07/24/15 10:26	75-34-3	
1,2-Dichloroethane	ND	ug/L	1.0	0.12	1		07/24/15 10:26	107-06-2	
1,1-Dichloroethene	ND	ug/L	1.0	0.20	1		07/24/15 10:26	75-35-4	
cis-1,2-Dichloroethene	ND	ug/L	1.0	0.080	1		07/24/15 10:26	156-59-2	
trans-1,2-Dichloroethene	ND	ug/L	1.0	0.20	1		07/24/15 10:26	156-60-5	
1,2-Dichloropropane	ND	ug/L	1.0	0.16	1		07/24/15 10:26	78-87-5	
cis-1,3-Dichloropropene	ND	ug/L	1.0	0.14	1		07/24/15 10:26	10061-01-5	
trans-1,3-Dichloropropene	ND	ug/L	1.0	0.12	1		07/24/15 10:26	10061-02-6	
Ethylbenzene	ND	ug/L	1.0	0.18	1		07/24/15 10:26	100-41-4	
2-Hexanone	ND	ug/L	10.0	1.2	1		07/24/15 10:26	591-78-6	
Methylene chloride	ND	ug/L	1.0	0.15	1		07/24/15 10:26	75-09-2	
4-Methyl-2-pentanone (MIBK)	ND	ug/L	10.0	0.42	1		07/24/15 10:26	108-10-1	
Styrene	ND	ug/L	1.0	0.12	1		07/24/15 10:26	100-42-5	
1,1,2,2-Tetrachloroethane	ND	ug/L	1.0	0.15	1		07/24/15 10:26	79-34-5	
Tetrachloroethene	ND	ug/L	1.0	0.10	1		07/24/15 10:26	127-18-4	
Toluene	ND	ug/L	1.0	0.17	1		07/24/15 10:26	108-88-3	
1,1,1-Trichloroethane	ND	ug/L	1.0	0.11	1		07/24/15 10:26	71-55-6	
1,1,2-Trichloroethane	ND	ug/L	1.0	0.20	1		07/24/15 10:26	79-00-5	
Trichloroethene	ND	ug/L	1.0	0.17	1		07/24/15 10:26	79-01-6	
Vinyl chloride	ND	ug/L	1.0	0.13	1		07/24/15 10:26	75-01-4	
Xylene (Total)	ND	ug/L	3.0	0.42	1		07/24/15 10:26	1330-20-7	
Surrogates									
4-Bromofluorobenzene (S)	100	%	80-120		1		07/24/15 10:26	460-00-4	
1,2-Dichloroethane-d4 (S)	100	%	80-120		1		07/24/15 10:26	17060-07-0	
Toluene-d8 (S)	99	%	80-120		1		07/24/15 10:26	2037-26-5	
Preservation pH	**1.0**		0.10	0.10	1		07/24/15 10:26		

REPORT OF LABORATORY ANALYSIS

This report shall not be reproduced, except in full,
without the written consent of Pace Analytical Services, Inc..

Pace Analytical Services, Inc.
9608 Loiret Blvd.
Lenexa, KS 66219
(913)599-5665

QUALITY CONTROL DATA

Project: FORT SMITH, AR
Pace Project No.: 60199011

QC Batch: GCSV/4159 Analysis Method: EPA 8015 - Alcohol
QC Batch Method: EPA 8015 - Alcohol Analysis Description: Alcohol by Direct Inject GCFID
Associated Lab Samples: 60199011001, 60199011003, 60199011004, 60199011005, 60199011007, 60199011008, 60199011009, 60199011010, 60199011012

METHOD BLANK: 154328 Matrix: Water
Associated Lab Samples:

Parameter	Units	Blank Result	Reporting Limit	Analyzed	Qualifiers
2-Chloroethanol	ug/L	ND	10000	07/28/15 20:21	

LABORATORY CONTROL SAMPLE: 154329

Parameter	Units	Spike Conc.	LCS Result	LCS % Rec	% Rec Limits	Qualifiers
2-Chloroethanol	ug/L	100000	90100	90	40-140	

MATRIX SPIKE & MATRIX SPIKE DUPLICATE: 154330 154331

Parameter	Units	60198937011 Result	MS Spike Conc.	MSD Spike Conc.	MS Result	MSD Result	MS % Rec	MSD % Rec	% Rec Limits	RPD	Max RPD	Qual
2-Chloroethanol	ug/L	ND	100000	100000	82300	69300	82	69	40-140	17	40	

Results presented on this page are in the units indicated by the "Units" column except where an alternate unit is presented to the right of the result.

REPORT OF LABORATORY ANALYSIS

This report shall not be reproduced, except in full,
without the written consent of Pace Analytical Services, Inc..

Pace Analytical Services, Inc.
9608 Loiret Blvd.
Lenexa, KS 66219
(913)599-5665

QUALITY CONTROL DATA

Project: FORT SMITH, AR
Pace Project No.: 60199011

QC Batch: GCSV/4160 Analysis Method: EPA 8015 - Alcohol
QC Batch Method: EPA 8015 - Alcohol Analysis Description: Alcohol by Direct Inject GCFID
Associated Lab Samples: 60199011013, 60199011014, 60199011015, 60199011017, 60199011018, 60199011019, 60199011021, 60199011022, 60199011024, 60199011026, 60199011027

METHOD BLANK: 154332 Matrix: Water
Associated Lab Samples:

Parameter	Units	Blank Result	Reporting Limit	Analyzed	Qualifiers
2-Chloroethanol	ug/L	ND	10000	07/28/15 21:06	

LABORATORY CONTROL SAMPLE: 154333

Parameter	Units	Spike Conc.	LCS Result	LCS % Rec	% Rec Limits	Qualifiers
2-Chloroethanol	ug/L	100000	93300	93	40-140	

MATRIX SPIKE & MATRIX SPIKE DUPLICATE: 154334 154335

Parameter	Units	60199172005 Result	MS Spike Conc.	MSD Spike Conc.	MS Result	MSD Result	MS % Rec	MSD % Rec	% Rec Limits	RPD	Max RPD	Qual
2-Chloroethanol	ug/L	ND	100000	100000	89600	98900	90	99	40-140	10	40	

Results presented on this page are in the units indicated by the "Units" column except where an alternate unit is presented to the right of the result.

REPORT OF LABORATORY ANALYSIS

This report shall not be reproduced, except in full,
without the written consent of Pace Analytical Services, Inc..

Pace Analytical Services, Inc.
9608 Loiret Blvd.
Lenexa, KS 66219
(913)599-5665

QUALITY CONTROL DATA

Project: FORT SMITH, AR
Pace Project No.: 60199011

QC Batch: MPRP/32632 Analysis Method: EPA 6010
QC Batch Method: EPA 3010 Analysis Description: 6010 MET
Associated Lab Samples: 60199011001, 60199011003, 60199011004, 60199011005, 60199011007, 60199011008, 60199011009, 60199011010, 60199011012, 60199011013, 60199011014, 60199011015, 60199011017, 60199011018, 60199011019, 60199011021, 60199011022, 60199011024, 60199011026, 60199011027

METHOD BLANK: 1606633 Matrix: Water
Associated Lab Samples: 60199011001, 60199011003, 60199011004, 60199011005, 60199011007, 60199011008, 60199011009, 60199011010, 60199011012, 60199011013, 60199011014, 60199011015, 60199011017, 60199011018, 60199011019, 60199011021, 60199011022, 60199011024, 60199011026, 60199011027

Parameter	Units	Blank Result	Reporting Limit	Analyzed	Qualifiers
Iron	ug/L	ND	50.0	07/27/15 11:50	
Manganese	ug/L	ND	5.0	07/27/15 11:50	

LABORATORY CONTROL SAMPLE: 1606634

Parameter	Units	Spike Conc.	LCS Result	LCS % Rec	% Rec Limits	Qualifiers
Iron	ug/L	10000	10300	103	80-120	
Manganese	ug/L	1000	1000	100	80-120	

MATRIX SPIKE & MATRIX SPIKE DUPLICATE: 1606635 1606636

Parameter	Units	60199011007 Result	MS Spike Conc.	MSD Spike Conc.	MS Result	MSD Result	MS % Rec	MSD % Rec	% Rec Limits	RPD	Max RPD	Qual
Iron	ug/L	135	10000	10000	9940	10200	98	101	75-125	3	20	
Manganese	ug/L	58.6	1000	1000	1020	1040	96	98	75-125	2	20	

Results presented on this page are in the units indicated by the "Units" column except where an alternate unit is presented to the right of the result.

REPORT OF LABORATORY ANALYSIS

This report shall not be reproduced, except in full,
without the written consent of Pace Analytical Services, Inc..

Pace Analytical Services, Inc.
9608 Loiret Blvd.
Lenexa, KS 66219
(913)599-5665

QUALITY CONTROL DATA

Project: FORT SMITH, AR
Pace Project No.: 60199011

QC Batch: MSV/70784 Analysis Method: EPA 5030B/8260
QC Batch Method: EPA 5030B/8260 Analysis Description: 8260 MSV Water 10 mL Purge
Associated Lab Samples: 60199011001, 60199011002, 60199011003, 60199011005, 60199011006, 60199011007, 60199011008, 60199011009, 60199011010, 60199011011, 60199011012, 60199011013, 60199011014, 60199011015, 60199011016, 60199011017, 60199011018, 60199011019, 60199011020, 60199011021

METHOD BLANK: 1605723 Matrix: Water
Associated Lab Samples: 60199011001, 60199011002, 60199011003, 60199011005, 60199011006, 60199011007, 60199011008, 60199011009, 60199011010, 60199011011, 60199011012, 60199011013, 60199011014, 60199011015, 60199011016, 60199011017, 60199011018, 60199011019, 60199011020, 60199011021

Parameter	Units	Blank Result	Reporting Limit	Analyzed	Qualifiers
1,1,1-Trichloroethane	ug/L	ND	1.0	07/23/15 20:02	
1,1,2,2-Tetrachloroethane	ug/L	ND	1.0	07/23/15 20:02	
1,1,2-Trichloroethane	ug/L	ND	1.0	07/23/15 20:02	
1,1-Dichloroethane	ug/L	ND	1.0	07/23/15 20:02	
1,1-Dichloroethene	ug/L	ND	1.0	07/23/15 20:02	
1,2-Dichloroethane	ug/L	ND	1.0	07/23/15 20:02	
1,2-Dichloropropane	ug/L	ND	1.0	07/23/15 20:02	
2-Butanone (MEK)	ug/L	ND	10.0	07/23/15 20:02	
2-Hexanone	ug/L	ND	10.0	07/23/15 20:02	
4-Methyl-2-pentanone (MIBK)	ug/L	ND	10.0	07/23/15 20:02	
Acetone	ug/L	2.4J	10.0	07/23/15 20:02	
Benzene	ug/L	ND	1.0	07/23/15 20:02	
Bromodichloromethane	ug/L	ND	1.0	07/23/15 20:02	
Bromoform	ug/L	ND	1.0	07/23/15 20:02	
Bromomethane	ug/L	ND	5.0	07/23/15 20:02	
Carbon disulfide	ug/L	ND	5.0	07/23/15 20:02	
Carbon tetrachloride	ug/L	ND	1.0	07/23/15 20:02	
Chlorobenzene	ug/L	ND	1.0	07/23/15 20:02	
Chloroethane	ug/L	ND	1.0	07/23/15 20:02	
Chloroform	ug/L	ND	1.0	07/23/15 20:02	
Chloromethane	ug/L	ND	1.0	07/23/15 20:02	
cis-1,2-Dichloroethene	ug/L	ND	1.0	07/23/15 20:02	
cis-1,3-Dichloropropene	ug/L	ND	1.0	07/23/15 20:02	
Dibromochloromethane	ug/L	ND	1.0	07/23/15 20:02	
Ethylbenzene	ug/L	ND	1.0	07/23/15 20:02	
Methylene chloride	ug/L	ND	1.0	07/23/15 20:02	
Styrene	ug/L	ND	1.0	07/23/15 20:02	
Tetrachloroethene	ug/L	ND	1.0	07/23/15 20:02	
Toluene	ug/L	ND	1.0	07/23/15 20:02	
trans-1,2-Dichloroethene	ug/L	ND	1.0	07/23/15 20:02	
trans-1,3-Dichloropropene	ug/L	ND	1.0	07/23/15 20:02	
Trichloroethene	ug/L	ND	1.0	07/23/15 20:02	
Vinyl chloride	ug/L	ND	1.0	07/23/15 20:02	
Xylene (Total)	ug/L	ND	3.0	07/23/15 20:02	
1,2-Dichloroethane-d4 (S)	%	97	80-120	07/23/15 20:02	
4-Bromofluorobenzene (S)	%	101	80-120	07/23/15 20:02	
Toluene-d8 (S)	%	98	80-120	07/23/15 20:02	

Results presented on this page are in the units indicated by the "Units" column except where an alternate unit is presented to the right of the result.

REPORT OF LABORATORY ANALYSIS

This report shall not be reproduced, except in full,
without the written consent of Pace Analytical Services, Inc..

Pace Analytical Services, Inc.
9608 Loiret Blvd.
Lenexa, KS 66219
(913)599-5665

QUALITY CONTROL DATA

Project: FORT SMITH, AR
Pace Project No.: 60199011

LABORATORY CONTROL SAMPLE: 1605724

Parameter	Units	Spike Conc.	LCS Result	LCS % Rec	% Rec Limits	Qualifiers
1,1,1-Trichloroethane	ug/L	20	20.6	103	80-120	
1,1,2,2-Tetrachloroethane	ug/L	20	19.0	95	73-121	
1,1,2-Trichloroethane	ug/L	20	20.2	101	80-120	
1,1-Dichloroethane	ug/L	20	21.9	109	80-120	
1,1-Dichloroethene	ug/L	20	20.8	104	80-120	
1,2-Dichloroethane	ug/L	20	20.5	102	81-120	
1,2-Dichloropropane	ug/L	20	19.7	99	80-120	
2-Butanone (MEK)	ug/L	100	98.9	99	67-122	
2-Hexanone	ug/L	100	99.2	99	75-121	
4-Methyl-2-pentanone (MIBK)	ug/L	100	102	102	76-120	
Acetone	ug/L	100	104	104	72-120	
Benzene	ug/L	20	22.0	110	80-120	
Bromodichloromethane	ug/L	20	20.4	102	80-120	
Bromoform	ug/L	20	19.7	98	73-138	
Bromomethane	ug/L	20	24.1	121	38-137	
Carbon disulfide	ug/L	20	19.7	99	71-129	
Carbon tetrachloride	ug/L	20	20.4	102	67-146	
Chlorobenzene	ug/L	20	20.9	105	80-120	
Chloroethane	ug/L	20	20.4	102	76-120	
Chloroform	ug/L	20	18.8	94	80-120	
Chloromethane	ug/L	20	42.3	212	34-165	L0
cis-1,2-Dichloroethene	ug/L	20	21.2	106	80-120	
cis-1,3-Dichloropropene	ug/L	20	20.7	103	80-120	
Dibromochloromethane	ug/L	20	20.0	100	80-126	
Ethylbenzene	ug/L	20	21.1	106	80-120	
Methylene chloride	ug/L	20	21.7	108	80-120	
Styrene	ug/L	20	21.3	106	80-123	
Tetrachloroethene	ug/L	20	20.2	101	80-123	
Toluene	ug/L	20	20.9	105	80-120	
trans-1,2-Dichloroethene	ug/L	20	19.2	96	80-120	
trans-1,3-Dichloropropene	ug/L	20	20.7	104	80-129	
Trichloroethene	ug/L	20	20.3	102	80-120	
Vinyl chloride	ug/L	20	20.2	101	62-125	
Xylene (Total)	ug/L	60	66.1	110	80-120	
1,2-Dichloroethane-d4 (S)	%			94	80-120	
4-Bromofluorobenzene (S)	%			98	80-120	
Toluene-d8 (S)	%			101	80-120	

MATRIX SPIKE & MATRIX SPIKE DUPLICATE: 1605725 1605726

Parameter	Units	60199011007 Result	MS Spike Conc.	MSD Spike Conc.	MS Result	MSD Result	MS % Rec	MSD % Rec	% Rec Limits	RPD	Max RPD	Qual
1,1,1-Trichloroethane	ug/L	ND	20	20	20.8	21.2	104	106	88-124	2	9	
1,1,2,2-Tetrachloroethane	ug/L	ND	20	20	19.1	18.6	96	93	78-116	3	13	
1,1,2-Trichloroethane	ug/L	ND	20	20	18.5	18.3	93	91	84-112	1	10	

Results presented on this page are in the units indicated by the "Units" column except where an alternate unit is presented to the right of the result.

REPORT OF LABORATORY ANALYSIS

This report shall not be reproduced, except in full,
without the written consent of Pace Analytical Services, Inc..

Pace Analytical Services, Inc.
9608 Loiret Blvd.
Lenexa, KS 66219
(913)599-5665

QUALITY CONTROL DATA

Project: FORT SMITH, AR
Pace Project No.: 60199011

MATRIX SPIKE & MATRIX SPIKE DUPLICATE: 1605725 1605726

Parameter	Units	60199011007 Result	MS Spike Conc.	MSD Spike Conc.	MS Result	MSD Result	MS % Rec	MSD % Rec	% Rec Limits	RPD	Max RPD	Qual
1,1-Dichloroethane	ug/L	ND	20	20	20.5	22.1	102	110	82-121	7	9	
1,1-Dichloroethene	ug/L	ND	20	20	19.7	20.2	98	101	78-124	3	12	
1,2-Dichloroethane	ug/L	ND	20	20	20.0	19.5	100	97	79-121	3	12	
1,2-Dichloropropane	ug/L	ND	20	20	18.9	19.4	94	97	82-119	3	10	
2-Butanone (MEK)	ug/L	ND	100	100	93.4	89.6	93	90	66-114	4	13	
2-Hexanone	ug/L	ND	100	100	93.0	90.5	93	91	71-116	3	13	
4-Methyl-2-pentanone (MIBK)	ug/L	ND	100	100	97.9	93.9	98	94	72-122	4	12	
Acetone	ug/L	ND	100	100	88.2	91.0	87	89	65-113	3	27	
Benzene	ug/L	ND	20	20	21.3	21.8	106	109	46-155	2	13	
Bromodichloromethane	ug/L	ND	20	20	19.6	20.0	98	100	77-127	2	10	
Bromoform	ug/L	ND	20	20	17.8	18.8	89	94	70-125	5	11	
Bromomethane	ug/L	ND	20	20	19.2	22.0	96	110	41-140	14	30	
Carbon disulfide	ug/L	ND	20	20	19.1	20.3	95	101	68-140	6	10	
Carbon tetrachloride	ug/L	ND	20	20	20.7	20.6	103	103	68-147	0	11	
Chlorobenzene	ug/L	ND	20	20	19.6	20.3	98	102	83-121	4	9	
Chloroethane	ug/L	ND	20	20	19.2	20.6	96	103	69-126	7	19	
Chloroform	ug/L	ND	20	20	18.4	19.3	92	97	86-119	5	9	
Chloromethane	ug/L	ND	20	20	21.1	40.1	106	201	23-168	62	49	M0,R1
cis-1,2-Dichloroethene	ug/L	ND	20	20	19.6	21.3	98	107	85-117	8	10	
cis-1,3-Dichloropropene	ug/L	ND	20	20	19.0	19.6	95	98	74-115	3	12	
Dibromochloromethane	ug/L	ND	20	20	18.8	18.7	94	93	65-134	1	11	
Ethylbenzene	ug/L	ND	20	20	19.8	21.0	99	105	51-148	5	14	
Methylene chloride	ug/L	ND	20	20	19.1	20.1	95	100	75-118	5	11	
Styrene	ug/L	ND	20	20	19.2	20.6	96	103	17-174	7	10	
Tetrachloroethene	ug/L	ND	20	20	19.5	20.4	97	102	78-127	5	9	
Toluene	ug/L	ND	20	20	20.1	20.7	101	104	47-149	3	16	
trans-1,2-Dichloroethene	ug/L	ND	20	20	19.8	19.9	99	100	84-119	1	12	
trans-1,3-Dichloropropene	ug/L	ND	20	20	18.2	18.8	91	94	71-120	4	10	
Trichloroethene	ug/L	ND	20	20	19.9	20.5	100	102	70-135	3	10	
Vinyl chloride	ug/L	ND	20	20	18.7	19.8	93	99	58-130	6	11	
Xylene (Total)	ug/L	ND	60	60	60.7	64.6	101	108	39-158	6	15	
1,2-Dichloroethane-d4 (S)	%						99	98	80-120			
4-Bromofluorobenzene (S)	%						99	102	80-120			
Toluene-d8 (S)	%						97	99	80-120			
Preservation pH		1.0			1.0	1.0				0		

Results presented on this page are in the units indicated by the "Units" column except where an alternate unit is presented to the right of the result.

REPORT OF LABORATORY ANALYSIS

This report shall not be reproduced, except in full,
without the written consent of Pace Analytical Services, Inc..

Pace Analytical Services, Inc.
9608 Loiret Blvd.
Lenexa, KS 66219
(913)599-5665

QUALITY CONTROL DATA

Project: FORT SMITH, AR
Pace Project No.: 60199011

QC Batch: MSV/70795 Analysis Method: EPA 5030B/8260
QC Batch Method: EPA 5030B/8260 Analysis Description: 8260 MSV Water 10 mL Purge
Associated Lab Samples: 60199011002, 60199011022, 60199011023, 60199011024, 60199011025, 60199011026, 60199011027, 60199011028, 60199011029

METHOD BLANK: 1606282 Matrix: Water
Associated Lab Samples: 60199011002, 60199011022, 60199011023, 60199011024, 60199011025, 60199011026, 60199011027, 60199011028, 60199011029

Parameter	Units	Blank Result	Reporting Limit	Analyzed	Qualifiers
1,1,1-Trichloroethane	ug/L	ND	1.0	07/24/15 09:11	
1,1,2,2-Tetrachloroethane	ug/L	ND	1.0	07/24/15 09:11	
1,1,2-Trichloroethane	ug/L	ND	1.0	07/24/15 09:11	
1,1-Dichloroethane	ug/L	ND	1.0	07/24/15 09:11	
1,1-Dichloroethene	ug/L	ND	1.0	07/24/15 09:11	
1,2-Dichloroethane	ug/L	ND	1.0	07/24/15 09:11	
1,2-Dichloropropane	ug/L	ND	1.0	07/24/15 09:11	
2-Butanone (MEK)	ug/L	ND	10.0	07/24/15 09:11	
2-Hexanone	ug/L	ND	10.0	07/24/15 09:11	
4-Methyl-2-pentanone (MIBK)	ug/L	ND	10.0	07/24/15 09:11	
Acetone	ug/L	ND	10.0	07/24/15 09:11	
Benzene	ug/L	ND	1.0	07/24/15 09:11	
Bromodichloromethane	ug/L	ND	1.0	07/24/15 09:11	
Bromoform	ug/L	ND	1.0	07/24/15 09:11	
Bromomethane	ug/L	ND	5.0	07/24/15 09:11	
Carbon disulfide	ug/L	ND	5.0	07/24/15 09:11	
Carbon tetrachloride	ug/L	ND	1.0	07/24/15 09:11	
Chlorobenzene	ug/L	ND	1.0	07/24/15 09:11	
Chloroethane	ug/L	ND	1.0	07/24/15 09:11	
Chloroform	ug/L	ND	1.0	07/24/15 09:11	
Chloromethane	ug/L	ND	1.0	07/24/15 09:11	
cis-1,2-Dichloroethene	ug/L	ND	1.0	07/24/15 09:11	
cis-1,3-Dichloropropene	ug/L	ND	1.0	07/24/15 09:11	
Dibromochloromethane	ug/L	ND	1.0	07/24/15 09:11	
Ethylbenzene	ug/L	ND	1.0	07/24/15 09:11	
Methylene chloride	ug/L	ND	1.0	07/24/15 09:11	
Styrene	ug/L	ND	1.0	07/24/15 09:11	
Tetrachloroethene	ug/L	ND	1.0	07/24/15 09:11	
Toluene	ug/L	ND	1.0	07/24/15 09:11	
trans-1,2-Dichloroethene	ug/L	ND	1.0	07/24/15 09:11	
trans-1,3-Dichloropropene	ug/L	ND	1.0	07/24/15 09:11	
Trichloroethene	ug/L	ND	1.0	07/24/15 09:11	
Vinyl chloride	ug/L	ND	1.0	07/24/15 09:11	
Xylene (Total)	ug/L	ND	3.0	07/24/15 09:11	
1,2-Dichloroethane-d4 (S)	%	103	80-120	07/24/15 09:11	
4-Bromofluorobenzene (S)	%	98	80-120	07/24/15 09:11	
Toluene-d8 (S)	%	100	80-120	07/24/15 09:11	

Results presented on this page are in the units indicated by the "Units" column except where an alternate unit is presented to the right of the result.

REPORT OF LABORATORY ANALYSIS

This report shall not be reproduced, except in full,
without the written consent of Pace Analytical Services, Inc..

Pace Analytical Services, Inc.
9608 Loiret Blvd.
Lenexa, KS 66219
(913)599-5665

QUALITY CONTROL DATA

Project: FORT SMITH, AR
Pace Project No.: 60199011

LABORATORY CONTROL SAMPLE: 1606283

Parameter	Units	Spike Conc.	LCS Result	LCS % Rec	% Rec Limits	Qualifiers
1,1,1-Trichloroethane	ug/L	20	20.7	104	80-120	
1,1,2,2-Tetrachloroethane	ug/L	20	19.2	96	73-121	
1,1,2-Trichloroethane	ug/L	20	20.0	100	80-120	
1,1-Dichloroethane	ug/L	20	21.0	105	80-120	
1,1-Dichloroethene	ug/L	20	20.6	103	80-120	
1,2-Dichloroethane	ug/L	20	20.3	102	81-120	
1,2-Dichloropropane	ug/L	20	19.6	98	80-120	
2-Butanone (MEK)	ug/L	100	98.4	98	67-122	
2-Hexanone	ug/L	100	101	101	75-121	
4-Methyl-2-pentanone (MIBK)	ug/L	100	101	101	76-120	
Acetone	ug/L	100	97.6	98	72-120	
Benzene	ug/L	20	21.3	107	80-120	
Bromodichloromethane	ug/L	20	20.2	101	80-120	
Bromoform	ug/L	20	19.3	97	73-138	
Bromomethane	ug/L	20	23.9	119	38-137	
Carbon disulfide	ug/L	20	19.0	95	71-129	
Carbon tetrachloride	ug/L	20	19.8	99	67-146	
Chlorobenzene	ug/L	20	20.7	104	80-120	
Chloroethane	ug/L	20	19.5	98	76-120	
Chloroform	ug/L	20	19.1	95	80-120	
Chloromethane	ug/L	20	20.4	102	34-165	
cis-1,2-Dichloroethene	ug/L	20	20.5	102	80-120	
cis-1,3-Dichloropropene	ug/L	20	20.8	104	80-120	
Dibromochloromethane	ug/L	20	20.0	100	80-126	
Ethylbenzene	ug/L	20	20.5	103	80-120	
Methylene chloride	ug/L	20	19.6	98	80-120	
Styrene	ug/L	20	20.3	102	80-123	
Tetrachloroethene	ug/L	20	20.3	102	80-123	
Toluene	ug/L	20	21.3	106	80-120	
trans-1,2-Dichloroethene	ug/L	20	19.5	98	80-120	
trans-1,3-Dichloropropene	ug/L	20	21.1	106	80-129	
Trichloroethene	ug/L	20	19.9	99	80-120	
Vinyl chloride	ug/L	20	19.4	97	62-125	
Xylene (Total)	ug/L	60	63.6	106	80-120	
1,2-Dichloroethane-d4 (S)	%			97	80-120	
4-Bromofluorobenzene (S)	%			102	80-120	
Toluene-d8 (S)	%			101	80-120	

Results presented on this page are in the units indicated by the "Units" column except where an alternate unit is presented to the right of the result.

REPORT OF LABORATORY ANALYSIS

This report shall not be reproduced, except in full,
without the written consent of Pace Analytical Services, Inc..

Pace Analytical Services, Inc.
9608 Loiret Blvd.
Lenexa, KS 66219
(913)599-5665

QUALITY CONTROL DATA

Project: FORT SMITH, AR
Pace Project No.: 60199011

QC Batch: MSV/70864
QC Batch Method: EPA 5030B/8260
Analysis Method: EPA 5030B/8260
Analysis Description: 8260 MSV Water 10 mL Purge
Associated Lab Samples: 60199011025

METHOD BLANK: 1607976
Matrix: Water
Associated Lab Samples: 60199011025

Parameter	Units	Blank Result	Reporting Limit	Analyzed	Qualifiers
Trichloroethene	ug/L	ND	1.0	07/28/15 15:58	
1,2-Dichloroethane-d4 (S)	%	96	80-120	07/28/15 15:58	
4-Bromofluorobenzene (S)	%	98	80-120	07/28/15 15:58	
Toluene-d8 (S)	%	96	80-120	07/28/15 15:58	

LABORATORY CONTROL SAMPLE: 1607977

Parameter	Units	Spike Conc.	LCS Result	LCS % Rec	% Rec Limits	Qualifiers
Trichloroethene	ug/L	20	22.2	111	80-120	
1,2-Dichloroethane-d4 (S)	%			100	80-120	
4-Bromofluorobenzene (S)	%			101	80-120	
Toluene-d8 (S)	%			97	80-120	

Results presented on this page are in the units indicated by the "Units" column except where an alternate unit is presented to the right of the result.

REPORT OF LABORATORY ANALYSIS

This report shall not be reproduced, except in full,
without the written consent of Pace Analytical Services, Inc..

Pace Analytical Services, Inc.
9608 Loiret Blvd.
Lenexa, KS 66219
(913)599-5665

QUALITY CONTROL DATA

Project: FORT SMITH, AR
Pace Project No.: 60199011

QC Batch: MSV/70805
QC Batch Method: EPA 5030B/8260
Analysis Method: EPA 5030B/8260
Analysis Description: 8260 MSV Water 7 day
Associated Lab Samples: 60199011004

METHOD BLANK: 1606613 Matrix: Water
Associated Lab Samples: 60199011004

Parameter	Units	Blank Result	Reporting Limit	Analyzed	Qualifiers
Trichloroethene	ug/L	ND	1.0	07/24/15 15:25	
1,2-Dichloroethane-d4 (S)	%	100	80-120	07/24/15 15:25	
4-Bromofluorobenzene (S)	%	101	80-120	07/24/15 15:25	
Toluene-d8 (S)	%	98	80-120	07/24/15 15:25	

LABORATORY CONTROL SAMPLE: 1606614

Parameter	Units	Spike Conc.	LCS Result	LCS % Rec	% Rec Limits	Qualifiers
Trichloroethene	ug/L	20	21.8	109	80-120	
1,2-Dichloroethane-d4 (S)	%			100	80-120	
4-Bromofluorobenzene (S)	%			98	80-120	
Toluene-d8 (S)	%			99	80-120	

Results presented on this page are in the units indicated by the "Units" column except where an alternate unit is presented to the right of the result.

REPORT OF LABORATORY ANALYSIS

This report shall not be reproduced, except in full,
without the written consent of Pace Analytical Services, Inc..

Pace Analytical Services, Inc.
9608 Loiret Blvd.
Lenexa, KS 66219
(913)599-5665

QUALITY CONTROL DATA

Project: FORT SMITH, AR
Pace Project No.: 60199011

QC Batch: MSV/70895
QC Batch Method: EPA 5030B/8260
Analysis Method: EPA 5030B/8260
Analysis Description: 8260 MSV Water 7 day
Associated Lab Samples: 60199011004

METHOD BLANK: 1608744
Matrix: Water
Associated Lab Samples: 60199011004

Parameter	Units	Blank Result	Reporting Limit	Analyzed	Qualifiers
1,1,1-Trichloroethane	ug/L	ND	1.0	07/29/15 13:00	
1,1,2,2-Tetrachloroethane	ug/L	ND	1.0	07/29/15 13:00	
1,1,2-Trichloroethane	ug/L	ND	1.0	07/29/15 13:00	
1,1-Dichloroethane	ug/L	ND	1.0	07/29/15 13:00	
1,1-Dichloroethene	ug/L	ND	1.0	07/29/15 13:00	
1,2-Dichloroethane	ug/L	ND	1.0	07/29/15 13:00	
1,2-Dichloropropane	ug/L	ND	1.0	07/29/15 13:00	
2-Butanone (MEK)	ug/L	ND	10.0	07/29/15 13:00	
2-Hexanone	ug/L	ND	10.0	07/29/15 13:00	
4-Methyl-2-pentanone (MIBK)	ug/L	ND	10.0	07/29/15 13:00	
Acetone	ug/L	ND	10.0	07/29/15 13:00	
Benzene	ug/L	ND	1.0	07/29/15 13:00	
Bromodichloromethane	ug/L	ND	1.0	07/29/15 13:00	
Bromoform	ug/L	ND	1.0	07/29/15 13:00	
Bromomethane	ug/L	ND	5.0	07/29/15 13:00	
Carbon disulfide	ug/L	ND	5.0	07/29/15 13:00	
Carbon tetrachloride	ug/L	ND	1.0	07/29/15 13:00	
Chlorobenzene	ug/L	ND	1.0	07/29/15 13:00	
Chloroethane	ug/L	ND	1.0	07/29/15 13:00	
Chloroform	ug/L	ND	1.0	07/29/15 13:00	
Chloromethane	ug/L	ND	1.0	07/29/15 13:00	
cis-1,2-Dichloroethene	ug/L	ND	1.0	07/29/15 13:00	
cis-1,3-Dichloropropene	ug/L	ND	1.0	07/29/15 13:00	
Dibromochloromethane	ug/L	ND	1.0	07/29/15 13:00	
Ethylbenzene	ug/L	ND	1.0	07/29/15 13:00	
Methylene chloride	ug/L	ND	1.0	07/29/15 13:00	
Styrene	ug/L	ND	1.0	07/29/15 13:00	
Tetrachloroethene	ug/L	ND	1.0	07/29/15 13:00	
Toluene	ug/L	0.19J	1.0	07/29/15 13:00	
trans-1,2-Dichloroethene	ug/L	ND	1.0	07/29/15 13:00	
trans-1,3-Dichloropropene	ug/L	ND	1.0	07/29/15 13:00	
Vinyl chloride	ug/L	ND	1.0	07/29/15 13:00	
Xylene (Total)	ug/L	ND	3.0	07/29/15 13:00	
1,2-Dichloroethane-d4 (S)	%	94	80-120	07/29/15 13:00	
4-Bromofluorobenzene (S)	%	98	80-120	07/29/15 13:00	
Toluene-d8 (S)	%	99	80-120	07/29/15 13:00	

Results presented on this page are in the units indicated by the "Units" column except where an alternate unit is presented to the right of the result.

REPORT OF LABORATORY ANALYSIS

This report shall not be reproduced, except in full,
without the written consent of Pace Analytical Services, Inc..

Pace Analytical Services, Inc.
9608 Loiret Blvd.
Lenexa, KS 66219
(913)599-5665

QUALITY CONTROL DATA

Project: FORT SMITH, AR
Pace Project No.: 60199011

LABORATORY CONTROL SAMPLE: 1608745

Parameter	Units	Spike Conc.	LCS Result	LCS % Rec	% Rec Limits	Qualifiers
1,1,1-Trichloroethane	ug/L	20	19.7	99	80-120	
1,1,2,2-Tetrachloroethane	ug/L	20	20.9	105	73-121	
1,1,2-Trichloroethane	ug/L	20	21.3	106	80-120	
1,1-Dichloroethane	ug/L	20	21.1	105	80-120	
1,1-Dichloroethene	ug/L	20	19.5	98	80-120	
1,2-Dichloroethane	ug/L	20	20.7	103	81-120	
1,2-Dichloropropane	ug/L	20	21.2	106	80-120	
2-Butanone (MEK)	ug/L	100	105	105	67-122	
2-Hexanone	ug/L	100	103	103	75-121	
4-Methyl-2-pentanone (MIBK)	ug/L	100	109	109	76-120	
Acetone	ug/L	100	95.6	96	72-120	
Benzene	ug/L	20	21.9	109	80-120	
Bromodichloromethane	ug/L	20	20.1	100	80-120	
Bromoform	ug/L	20	20.6	103	73-138	
Bromomethane	ug/L	20	15.0	75	38-137	
Carbon disulfide	ug/L	20	20.0	100	71-129	
Carbon tetrachloride	ug/L	20	20.4	102	67-146	
Chlorobenzene	ug/L	20	20.8	104	80-120	
Chloroethane	ug/L	20	19.5	98	76-120	
Chloroform	ug/L	20	19.7	98	80-120	
Chloromethane	ug/L	20	16.0	80	34-165	
cis-1,2-Dichloroethene	ug/L	20	21.0	105	80-120	
cis-1,3-Dichloropropene	ug/L	20	21.5	108	80-120	
Dibromochloromethane	ug/L	20	20.3	101	80-126	
Ethylbenzene	ug/L	20	21.0	105	80-120	
Methylene chloride	ug/L	20	22.0	110	80-120	
Styrene	ug/L	20	21.1	105	80-123	
Tetrachloroethene	ug/L	20	21.4	107	80-123	
Toluene	ug/L	20	21.4	107	80-120	
trans-1,2-Dichloroethene	ug/L	20	20.6	103	80-120	
trans-1,3-Dichloropropene	ug/L	20	20.9	105	80-129	
Vinyl chloride	ug/L	20	17.1	86	62-125	
Xylene (Total)	ug/L	60	63.6	106	80-120	
1,2-Dichloroethane-d4 (S)	%			94	80-120	
4-Bromofluorobenzene (S)	%			94	80-120	
Toluene-d8 (S)	%			99	80-120	

Results presented on this page are in the units indicated by the "Units" column except where an alternate unit is presented to the right of the result.

REPORT OF LABORATORY ANALYSIS

This report shall not be reproduced, except in full,
without the written consent of Pace Analytical Services, Inc..

Pace Analytical Services, Inc.
9608 Loiret Blvd.
Lenexa, KS 66219
(913)599-5665

QUALITY CONTROL DATA

Project: FORT SMITH, AR
Pace Project No.: 60199011

QC Batch: WET/56287 Analysis Method: SM 2320B
QC Batch Method: SM 2320B Analysis Description: 2320B Alkalinity
Associated Lab Samples: 60199011001, 60199011003, 60199011004, 60199011005, 60199011008, 60199011009, 60199011010, 60199011012, 60199011013, 60199011014, 60199011015, 60199011017, 60199011018, 60199011019, 60199011021

METHOD BLANK: 1609799 Matrix: Water
Associated Lab Samples: 60199011001, 60199011003, 60199011004, 60199011005, 60199011008, 60199011009, 60199011010, 60199011012, 60199011013, 60199011014, 60199011015, 60199011017, 60199011018, 60199011019, 60199011021

Parameter	Units	Blank Result	Reporting Limit	Analyzed	Qualifiers
Alkalinity, Carbonate (CaCO3)	mg/L	ND	20.0	07/31/15 13:30	
Alkalinity, Total as CaCO3	mg/L	ND	20.0	07/31/15 13:30	
Alkalinity,Bicarbonate (CaCO3)	mg/L	ND	20.0	07/31/15 13:30	

LABORATORY CONTROL SAMPLE: 1609800

Parameter	Units	Spike Conc.	LCS Result	LCS % Rec	% Rec Limits	Qualifiers
Alkalinity, Total as CaCO3	mg/L	500	474	95	90-110	

SAMPLE DUPLICATE: 1609801

Parameter	Units	60198987001 Result	Dup Result	RPD	Max RPD	Qualifiers
Alkalinity, Carbonate (CaCO3)	mg/L	ND	ND		10	
Alkalinity, Total as CaCO3	mg/L	952	957	1	10	
Alkalinity,Bicarbonate (CaCO3)	mg/L	952	957	1	10	

SAMPLE DUPLICATE: 1609802

Parameter	Units	60199011008 Result	Dup Result	RPD	Max RPD	Qualifiers
Alkalinity, Carbonate (CaCO3)	mg/L	ND	ND		10	
Alkalinity, Total as CaCO3	mg/L	39.2	39.4	1	10	
Alkalinity,Bicarbonate (CaCO3)	mg/L	39.2	39.4	1	10	

Results presented on this page are in the units indicated by the "Units" column except where an alternate unit is presented to the right of the result.

REPORT OF LABORATORY ANALYSIS

This report shall not be reproduced, except in full,
without the written consent of Pace Analytical Services, Inc..

Pace Analytical Services, Inc.
9608 Loiret Blvd.
Lenexa, KS 66219
(913)599-5665

QUALITY CONTROL DATA

Project: FORT SMITH, AR
Pace Project No.: 60199011

QC Batch: WET/56309 Analysis Method: SM 2320B
QC Batch Method: SM 2320B Analysis Description: 2320B Alkalinity
Associated Lab Samples: 60199011007, 60199011022, 60199011024, 60199011026, 60199011027

METHOD BLANK: 1610654 Matrix: Water
Associated Lab Samples: 60199011007, 60199011022, 60199011024, 60199011026, 60199011027

Parameter	Units	Blank Result	Reporting Limit	Analyzed	Qualifiers
Alkalinity, Carbonate (CaCO3)	mg/L	ND	20.0	08/03/15 09:52	
Alkalinity, Total as CaCO3	mg/L	ND	20.0	08/03/15 09:52	
Alkalinity,Bicarbonate (CaCO3)	mg/L	ND	20.0	08/03/15 09:52	

LABORATORY CONTROL SAMPLE: 1610655

Parameter	Units	Spike Conc.	LCS Result	LCS % Rec	% Rec Limits	Qualifiers
Alkalinity, Total as CaCO3	mg/L	500	475	95	90-110	

SAMPLE DUPLICATE: 1610656

Parameter	Units	60199011007 Result	Dup Result	RPD	Max RPD	Qualifiers
Alkalinity, Carbonate (CaCO3)	mg/L	ND	ND		10	
Alkalinity, Total as CaCO3	mg/L	73.7	72.5	2	10	
Alkalinity,Bicarbonate (CaCO3)	mg/L	73.7	72.5	2	10	

SAMPLE DUPLICATE: 1610657

Parameter	Units	60199172002 Result	Dup Result	RPD	Max RPD	Qualifiers
Alkalinity, Carbonate (CaCO3)	mg/L	ND	ND		10	
Alkalinity, Total as CaCO3	mg/L	74.4	74.0	1	10	
Alkalinity,Bicarbonate (CaCO3)	mg/L	74.4	74.0	1	10	

Results presented on this page are in the units indicated by the "Units" column except where an alternate unit is presented to the right of the result.

REPORT OF LABORATORY ANALYSIS

This report shall not be reproduced, except in full,
without the written consent of Pace Analytical Services, Inc..

Pace Analytical Services, Inc.
9608 Loiret Blvd.
Lenexa, KS 66219
(913)599-5665

QUALITY CONTROL DATA

Project: FORT SMITH, AR
Pace Project No.: 60199011

QC Batch: WET/56143 Analysis Method: SM 4500-S-2 D
QC Batch Method: SM 4500-S-2 D Analysis Description: 4500S2D Sulfide, Total
Associated Lab Samples: 60199011001, 60199011003, 60199011004, 60199011005, 60199011007, 60199011008, 60199011009, 60199011010, 60199011012, 60199011013, 60199011014, 60199011015, 60199011017, 60199011018, 60199011019, 60199011021, 60199011022, 60199011024

METHOD BLANK: 1606214 Matrix: Water
Associated Lab Samples: 60199011001, 60199011003, 60199011004, 60199011005, 60199011007, 60199011008, 60199011009, 60199011010, 60199011012, 60199011013, 60199011014, 60199011015, 60199011017, 60199011018, 60199011019, 60199011021, 60199011022, 60199011024

Parameter	Units	Blank Result	Reporting Limit	Analyzed	Qualifiers
Sulfide, Total	mg/L	ND	0.050	07/27/15 10:06	

LABORATORY CONTROL SAMPLE: 1606215

Parameter	Units	Spike Conc.	LCS Result	LCS % Rec	% Rec Limits	Qualifiers
Sulfide, Total	mg/L	.5	0.48	96	80-120	

MATRIX SPIKE SAMPLE: 1606216

Parameter	Units	60199032001 Result	Spike Conc.	MS Result	MS % Rec	% Rec Limits	Qualifiers
Sulfide, Total	mg/L	ND	.5	0.27	54	75-125	M1

SAMPLE DUPLICATE: 1606217

Parameter	Units	60199011007 Result	Dup Result	RPD	Max RPD	Qualifiers
Sulfide, Total	mg/L	ND	ND		20	

SAMPLE DUPLICATE: 1606218

Parameter	Units	60199011012 Result	Dup Result	RPD	Max RPD	Qualifiers
Sulfide, Total	mg/L	ND	ND		20	

Results presented on this page are in the units indicated by the "Units" column except where an alternate unit is presented to the right of the result.

REPORT OF LABORATORY ANALYSIS

This report shall not be reproduced, except in full,
without the written consent of Pace Analytical Services, Inc..

Pace Analytical Services, Inc.
9608 Loiret Blvd.
Lenexa, KS 66219
(913)599-5665

QUALITY CONTROL DATA

Project: FORT SMITH, AR
Pace Project No.: 60199011

QC Batch: WET/56146 Analysis Method: SM 4500-S-2 D
QC Batch Method: SM 4500-S-2 D Analysis Description: 4500S2D Sulfide, Total
Associated Lab Samples: 60199011026, 60199011027

METHOD BLANK: 1606234 Matrix: Water
Associated Lab Samples: 60199011026, 60199011027

Parameter	Units	Blank Result	Reporting Limit	Analyzed	Qualifiers
Sulfide, Total	mg/L	ND	0.050	07/27/15 10:34	

LABORATORY CONTROL SAMPLE: 1606235

Parameter	Units	Spike Conc.	LCS Result	LCS % Rec	% Rec Limits	Qualifiers
Sulfide, Total	mg/L	.5	0.48	96	80-120	

MATRIX SPIKE SAMPLE: 1606236

Parameter	Units	60199011026 Result	Spike Conc.	MS Result	MS % Rec	% Rec Limits	Qualifiers
Sulfide, Total	mg/L	ND	.5	0.18	37	75-125	M1

SAMPLE DUPLICATE: 1606237

Parameter	Units	60199011027 Result	Dup Result	RPD	Max RPD	Qualifiers
Sulfide, Total	mg/L	ND	ND		20	

SAMPLE DUPLICATE: 1606238

Parameter	Units	60198990009 Result	Dup Result	RPD	Max RPD	Qualifiers
Sulfide, Total	mg/L	ND	ND		20	

Results presented on this page are in the units indicated by the "Units" column except where an alternate unit is presented to the right of the result.

REPORT OF LABORATORY ANALYSIS

This report shall not be reproduced, except in full,
without the written consent of Pace Analytical Services, Inc..

Pace Analytical Services, Inc.
9608 Loiret Blvd.
Lenexa, KS 66219
(913)599-5665

QUALITY CONTROL DATA

Project: FORT SMITH, AR
Pace Project No.: 60199011

QC Batch: WETA/35217 Analysis Method: EPA 300.0
QC Batch Method: EPA 300.0 Analysis Description: 300.0 IC Anions
Associated Lab Samples: 60199011001, 60199011003, 60199011004, 60199011005, 60199011007, 60199011008, 60199011009, 60199011010, 60199011012, 60199011013, 60199011014, 60199011015, 60199011017, 60199011018, 60199011019, 60199011021, 60199011022, 60199011024, 60199011026, 60199011027

METHOD BLANK: 1607842 Matrix: Water
Associated Lab Samples: 60199011001, 60199011003, 60199011004, 60199011005, 60199011007, 60199011008, 60199011009, 60199011010, 60199011012, 60199011013, 60199011014, 60199011015, 60199011017, 60199011018, 60199011019, 60199011021, 60199011022, 60199011024, 60199011026, 60199011027

Parameter	Units	Blank Result	Reporting Limit	Analyzed	Qualifiers
Chloride	mg/L	ND	1.0	07/28/15 14:47	
Sulfate	mg/L	ND	1.0	07/28/15 14:47	

METHOD BLANK: 1608262 Matrix: Water
Associated Lab Samples: 60199011001, 60199011003, 60199011004, 60199011005, 60199011007, 60199011008, 60199011009, 60199011010, 60199011012, 60199011013, 60199011014, 60199011015, 60199011017, 60199011018, 60199011019, 60199011021, 60199011022, 60199011024, 60199011026, 60199011027

Parameter	Units	Blank Result	Reporting Limit	Analyzed	Qualifiers
Chloride	mg/L	ND	1.0	07/29/15 08:54	
Sulfate	mg/L	ND	1.0	07/29/15 08:54	

LABORATORY CONTROL SAMPLE: 1607843

Parameter	Units	Spike Conc.	LCS Result	LCS % Rec	% Rec Limits	Qualifiers
Chloride	mg/L	5	4.9	98	90-110	
Sulfate	mg/L	5	4.8	96	90-110	

LABORATORY CONTROL SAMPLE: 1608263

Parameter	Units	Spike Conc.	LCS Result	LCS % Rec	% Rec Limits	Qualifiers
Chloride	mg/L	5	4.8	97	90-110	
Sulfate	mg/L	5	4.8	95	90-110	

MATRIX SPIKE SAMPLE: 1607844

Parameter	Units	60199011001 Result	Spike Conc.	MS Result	MS % Rec	% Rec Limits	Qualifiers
Chloride	mg/L	180	100	276	96	80-120	
Sulfate	mg/L	123	100	216	94	80-120	

Results presented on this page are in the units indicated by the "Units" column except where an alternate unit is presented to the right of the result.

REPORT OF LABORATORY ANALYSIS

This report shall not be reproduced, except in full,
without the written consent of Pace Analytical Services, Inc..

Pace Analytical Services, Inc.
9608 Loiret Blvd.
Lenexa, KS 66219
(913)599-5665

QUALITY CONTROL DATA

Project: FORT SMITH, AR
Pace Project No.: 60199011

MATRIX SPIKE SAMPLE: 1607845

Parameter	Units	60199011007 Result	Spike Conc.	MS Result	MS % Rec	% Rec Limits	Qualifiers
Chloride	mg/L	18.4	10	28.0	96	80-120	
Sulfate	mg/L	39.1	10	47.7	86	80-120	

Results presented on this page are in the units indicated by the "Units" column except where an alternate unit is presented to the right of the result.

REPORT OF LABORATORY ANALYSIS

This report shall not be reproduced, except in full,
without the written consent of Pace Analytical Services, Inc..

Pace Analytical Services, Inc.
9608 Loiret Blvd.
Lenexa, KS 66219
(913)599-5665

QUALITY CONTROL DATA

Project: FORT SMITH, AR
Pace Project No.: 60199011

QC Batch: WETA/35195 Analysis Method: EPA 350.1
QC Batch Method: EPA 350.1 Analysis Description: 350.1 Ammonia
Associated Lab Samples: 60199011001, 60199011003, 60199011004, 60199011005, 60199011007, 60199011008, 60199011009, 60199011010, 60199011012, 60199011013, 60199011014, 60199011015, 60199011017, 60199011018, 60199011019, 60199011021, 60199011022, 60199011024, 60199011026, 60199011027

METHOD BLANK: 1607461 Matrix: Water
Associated Lab Samples: 60199011001, 60199011003, 60199011004, 60199011005, 60199011007, 60199011008, 60199011009, 60199011010, 60199011012, 60199011013, 60199011014, 60199011015, 60199011017, 60199011018, 60199011019, 60199011021, 60199011022, 60199011024, 60199011026, 60199011027

Parameter	Units	Blank Result	Reporting Limit	Analyzed	Qualifiers
Nitrogen, Ammonia	mg/L	ND	0.10	07/28/15 15:48	

LABORATORY CONTROL SAMPLE: 1607462

Parameter	Units	Spike Conc.	LCS Result	LCS % Rec	% Rec Limits	Qualifiers
Nitrogen, Ammonia	mg/L	2	2.0	101	90-110	

MATRIX SPIKE SAMPLE: 1607463

Parameter	Units	60199011007 Result	Spike Conc.	MS Result	MS % Rec	% Rec Limits	Qualifiers
Nitrogen, Ammonia	mg/L	ND	2	2.3	117	90-110	M1

MATRIX SPIKE SAMPLE: 1607465

Parameter	Units	60199011024 Result	Spike Conc.	MS Result	MS % Rec	% Rec Limits	Qualifiers
Nitrogen, Ammonia	mg/L	ND	2	1.4	71	90-110	M1

SAMPLE DUPLICATE: 1607464

Parameter	Units	60199011014 Result	Dup Result	RPD	Max RPD	Qualifiers
Nitrogen, Ammonia	mg/L	0.31	0.32	4	18	

Results presented on this page are in the units indicated by the "Units" column except where an alternate unit is presented to the right of the result.

REPORT OF LABORATORY ANALYSIS

This report shall not be reproduced, except in full,
without the written consent of Pace Analytical Services, Inc..

Pace Analytical Services, Inc.
9608 Loiret Blvd.
Lenexa, KS 66219
(913)599-5665

QUALITY CONTROL DATA

Project: FORT SMITH, AR
Pace Project No.: 60199011

QC Batch: WETA/35147 Analysis Method: EPA 353.2
QC Batch Method: EPA 353.2 Analysis Description: 353.2 Nitrate + Nitrite, Unpres.
Associated Lab Samples: 60199011001, 60199011003, 60199011004, 60199011005, 60199011007, 60199011008, 60199011009, 60199011010, 60199011012, 60199011013, 60199011014, 60199011015, 60199011017, 60199011018, 60199011019, 60199011021, 60199011022, 60199011026, 60199011027

METHOD BLANK: 1605526 Matrix: Water
Associated Lab Samples: 60199011001, 60199011003, 60199011004, 60199011005, 60199011007, 60199011008, 60199011009, 60199011010, 60199011012, 60199011013, 60199011014, 60199011015, 60199011017, 60199011018, 60199011019, 60199011021, 60199011022, 60199011026, 60199011027

Parameter	Units	Blank Result	Reporting Limit	Analyzed	Qualifiers
Nitrogen, Nitrate	mg/L	ND	0.10	07/23/15 12:14	
Nitrogen, Nitrite	mg/L	ND	0.10	07/23/15 12:14	
Nitrogen, NO2 plus NO3	mg/L	ND	0.10	07/23/15 12:14	

LABORATORY CONTROL SAMPLE: 1605527

Parameter	Units	Spike Conc.	LCS Result	LCS % Rec	% Rec Limits	Qualifiers
Nitrogen, Nitrate	mg/L	1.6	1.7	104	85-115	
Nitrogen, Nitrite	mg/L	.4	0.40	100	90-110	
Nitrogen, NO2 plus NO3	mg/L	2	2.1	103	90-110	

MATRIX SPIKE SAMPLE: 1605528

Parameter	Units	60199011007 Result	Spike Conc.	MS Result	MS % Rec	% Rec Limits	Qualifiers
Nitrogen, Nitrate	mg/L	ND	1.6	1.8	112	85-115	
Nitrogen, Nitrite	mg/L	ND	.4	0.43	107	90-110	
Nitrogen, NO2 plus NO3	mg/L	ND	2	2.2	111	90-110	M1

MATRIX SPIKE SAMPLE: 1605529

Parameter	Units	60199011019 Result	Spike Conc.	MS Result	MS % Rec	% Rec Limits	Qualifiers
Nitrogen, Nitrate	mg/L	24.2	16	44.2	125	85-115	M1
Nitrogen, Nitrite	mg/L	ND	4	6.4	160	90-110	M1
Nitrogen, NO2 plus NO3	mg/L	24.2	20	50.6	132	90-110	M1

SAMPLE DUPLICATE: 1605530

Parameter	Units	60199011021 Result	Dup Result	RPD	Max RPD	Qualifiers
Nitrogen, Nitrate	mg/L	1.8	1.8	1	20	
Nitrogen, Nitrite	mg/L	ND	ND		20	
Nitrogen, NO2 plus NO3	mg/L	1.8	1.8	1	20	

Results presented on this page are in the units indicated by the "Units" column except where an alternate unit is presented to the right of the result.

REPORT OF LABORATORY ANALYSIS

This report shall not be reproduced, except in full,
without the written consent of Pace Analytical Services, Inc..

Pace Analytical Services, Inc.
9608 Loiret Blvd.
Lenexa, KS 66219
(913)599-5665

QUALITY CONTROL DATA

Project: FORT SMITH, AR
Pace Project No.: 60199011

QC Batch: WETA/35173
QC Batch Method: EPA 353.2
Analysis Method: EPA 353.2
Analysis Description: 353.2 Nitrate + Nitrite, Unpres.
Associated Lab Samples: 60199011024

METHOD BLANK: 1606210 Matrix: Water
Associated Lab Samples: 60199011024

Parameter	Units	Blank Result	Reporting Limit	Analyzed	Qualifiers
Nitrogen, Nitrate	mg/L	ND	0.10	07/24/15 09:32	
Nitrogen, Nitrite	mg/L	ND	0.10	07/24/15 09:32	
Nitrogen, NO2 plus NO3	mg/L	ND	0.10	07/24/15 09:32	

LABORATORY CONTROL SAMPLE: 1606211

Parameter	Units	Spike Conc.	LCS Result	LCS % Rec	% Rec Limits	Qualifiers
Nitrogen, Nitrate	mg/L	1.6	1.7	103	85-115	
Nitrogen, Nitrite	mg/L	.4	0.38	94	90-110	
Nitrogen, NO2 plus NO3	mg/L	2	2.0	102	90-110	

MATRIX SPIKE SAMPLE: 1606212

Parameter	Units	60199013002 Result	Spike Conc.	MS Result	MS % Rec	% Rec Limits	Qualifiers
Nitrogen, Nitrate	mg/L	5.8	3.2	8.6	87	85-115	
Nitrogen, Nitrite	mg/L	ND	.8	0.86	107	90-110	
Nitrogen, NO2 plus NO3	mg/L	5.8	4	9.5	91	90-110	

SAMPLE DUPLICATE: 1606213

Parameter	Units	60199050003 Result	Dup Result	RPD	Max RPD	Qualifiers
Nitrogen, Nitrate	mg/L	ND	ND		20	
Nitrogen, Nitrite	mg/L	ND	ND		20	
Nitrogen, NO2 plus NO3	mg/L	ND	ND		20	

Results presented on this page are in the units indicated by the "Units" column except where an alternate unit is presented to the right of the result.

REPORT OF LABORATORY ANALYSIS

This report shall not be reproduced, except in full,
without the written consent of Pace Analytical Services, Inc..

Pace Analytical Services, Inc.
9608 Loiret Blvd.
Lenexa, KS 66219
(913)599-5665

QUALITY CONTROL DATA

Project: FORT SMITH, AR
Pace Project No.: 60199011

QC Batch: WETA/35310 Analysis Method: SM 5310C
QC Batch Method: SM 5310C Analysis Description: 5310C Total Organic Carbon
Associated Lab Samples: 60199011001, 60199011003, 60199011004, 60199011005, 60199011007, 60199011008, 60199011009, 60199011010, 60199011012, 60199011013, 60199011014, 60199011015, 60199011017, 60199011018, 60199011019, 60199011021, 60199011022, 60199011024, 60199011026, 60199011027

METHOD BLANK: 1611206 Matrix: Water
Associated Lab Samples: 60199011001, 60199011003, 60199011004, 60199011005, 60199011007, 60199011008, 60199011009, 60199011010, 60199011012, 60199011013, 60199011014, 60199011015, 60199011017, 60199011018, 60199011019, 60199011021, 60199011022, 60199011024, 60199011026, 60199011027

Parameter	Units	Blank Result	Reporting Limit	Analyzed	Qualifiers
Total Organic Carbon	mg/L	ND	1.0	08/05/15 08:52	

LABORATORY CONTROL SAMPLE: 1611207

Parameter	Units	Spike Conc.	LCS Result	LCS % Rec	% Rec Limits	Qualifiers
Total Organic Carbon	mg/L	5	5.4	109	80-120	

MATRIX SPIKE SAMPLE: 1611209

Parameter	Units	60199011007 Result	Spike Conc.	MS Result	MS % Rec	% Rec Limits	Qualifiers
Total Organic Carbon	mg/L	0.75J	5	5.9	104	80-120	

SAMPLE DUPLICATE: 1611208

Parameter	Units	60199011001 Result	Dup Result	RPD	Max RPD	Qualifiers
Total Organic Carbon	mg/L	ND	0.47J		25	

Results presented on this page are in the units indicated by the "Units" column except where an alternate unit is presented to the right of the result.

REPORT OF LABORATORY ANALYSIS

This report shall not be reproduced, except in full,
without the written consent of Pace Analytical Services, Inc..

Pace Analytical Services, Inc.
9608 Loiret Blvd.
Lenexa, KS 66219
(913)599-5665

QUALITY CONTROL DATA

Project: FORT SMITH, AR
Pace Project No.: 60199011

QC Batch: WETA/8714 Analysis Method: SM 4500-P E
QC Batch Method: SM4500-P B Analysis Description: SM4500P-E, Total Phosphorus
Associated Lab Samples: 60199011001, 60199011003, 60199011004

METHOD BLANK: 154314 Matrix: Water
Associated Lab Samples: 60199011001, 60199011003, 60199011004

Parameter	Units	Blank Result	Reporting Limit	Analyzed	Qualifiers
Phosphate as P04	mg/L	ND	0.030	07/28/15 15:06	

LABORATORY CONTROL SAMPLE: 154315

Parameter	Units	Spike Conc.	LCS Result	LCS % Rec	% Rec Limits	Qualifiers
Phosphate as P04	mg/L	1.5	1.4	91	80-120	

MATRIX SPIKE & MATRIX SPIKE DUPLICATE: 154316 154317

Parameter	Units	60198937025 Result	MS Spike Conc.	MSD Spike Conc.	MS Result	MSD Result	MS % Rec	MSD % Rec	% Rec Limits	RPD	Max RPD	Qual
Phosphate as P04	mg/L	0.13	1.5	1.5	1.3	1.4	78	81	80-120	4	20	M1

Results presented on this page are in the units indicated by the "Units" column except where an alternate unit is presented to the right of the result.

REPORT OF LABORATORY ANALYSIS

This report shall not be reproduced, except in full,
without the written consent of Pace Analytical Services, Inc..

Pace Analytical Services, Inc.
9608 Loiret Blvd.
Lenexa, KS 66219
(913)599-5665

QUALITY CONTROL DATA

Project: FORT SMITH, AR
Pace Project No.: 60199011

QC Batch: WETA/8723 Analysis Method: SM 4500-P E
QC Batch Method: SM4500-P B Analysis Description: SM4500P-E, Total Phosphorus
Associated Lab Samples: 60199011005, 60199011007, 60199011008, 60199011009, 60199011010, 60199011012, 60199011013, 60199011014, 60199011015, 60199011017, 60199011018, 60199011019, 60199011021, 60199011022, 60199011024, 60199011026, 60199011027

METHOD BLANK: 154529 Matrix: Water
Associated Lab Samples: 60199011005, 60199011007, 60199011008, 60199011009, 60199011010, 60199011012, 60199011013, 60199011014, 60199011015, 60199011017, 60199011018, 60199011019, 60199011021, 60199011022, 60199011024, 60199011026, 60199011027

Parameter	Units	Blank Result	Reporting Limit	Analyzed	Qualifiers
Phosphate as P04	mg/L	ND	0.030	07/29/15 15:49	

LABORATORY CONTROL SAMPLE: 154530

Parameter	Units	Spike Conc.	LCS Result	LCS % Rec	% Rec Limits	Qualifiers
Phosphate as P04	mg/L	1.5	1.4	93	80-120	

MATRIX SPIKE & MATRIX SPIKE DUPLICATE: 154531 154532

Parameter	Units	7528453003 Result	MS Spike Conc.	MSD Spike Conc.	MS Result	MSD Result	MS % Rec	MSD % Rec	% Rec Limits	RPD	Max RPD	Qual
Phosphate as P04	mg/L	12.2	15.3	15.3	20.5	20.6	54	55	80-120	0	20	M1

MATRIX SPIKE & MATRIX SPIKE DUPLICATE: 154535 154536

Parameter	Units	60199011027 Result	MS Spike Conc.	MSD Spike Conc.	MS Result	MSD Result	MS % Rec	MSD % Rec	% Rec Limits	RPD	Max RPD	Qual
Phosphate as P04	mg/L	0.14	1.5	1.5	1.5	1.4	86	84	80-120	3	20	

Results presented on this page are in the units indicated by the "Units" column except where an alternate unit is presented to the right of the result.

REPORT OF LABORATORY ANALYSIS

This report shall not be reproduced, except in full,
without the written consent of Pace Analytical Services, Inc..

Pace Analytical Services, Inc.
9608 Loiret Blvd.
Lenexa, KS 66219
(913)599-5665

QUALIFIERS

Project: FORT SMITH, AR
Pace Project No.: 60199011

DEFINITIONS

DF - Dilution Factor, if reported, represents the factor applied to the reported data due to dilution of the sample aliquot.

ND - Not Detected at or above adjusted reporting limit.

J - Estimated concentration above the adjusted method detection limit and below the adjusted reporting limit.

MDL - Adjusted Method Detection Limit.

PQL - Practical Quantitation Limit.

RL - Reporting Limit.

S - Surrogate

1,2-Diphenylhydrazine decomposes to and cannot be separated from Azobenzene using Method 8270. The result for each analyte is a combined concentration.

Consistent with EPA guidelines, unrounded data are displayed and have been used to calculate % recovery and RPD values.

LCS(D) - Laboratory Control Sample (Duplicate)

MS(D) - Matrix Spike (Duplicate)

DUP - Sample Duplicate

RPD - Relative Percent Difference

NC - Not Calculable.

SG - Silica Gel - Clean-Up

U - Indicates the compound was analyzed for, but not detected.

N-Nitrosodiphenylamine decomposes and cannot be separated from Diphenylamine using Method 8270. The result reported for each analyte is a combined concentration.

Pace Analytical is TNI accredited. Contact your Pace PM for the current list of accredited analytes.

TNI - The NELAC Institute.

LABORATORIES

PASI-D	Pace Analytical Services - Dallas
PASI-K	Pace Analytical Services - Kansas City

BATCH QUALIFIERS

Batch: MSV/70795
[M5] A matrix spike/matrix spike duplicate was not performed for this batch due to insufficient sample volume.

Batch: MSV/70805
[M5] A matrix spike/matrix spike duplicate was not performed for this batch due to insufficient sample volume.

Batch: MSV/70864
[M5] A matrix spike/matrix spike duplicate was not performed for this batch due to insufficient sample volume.

Batch: MSV/70895
[M5] A matrix spike/matrix spike duplicate was not performed for this batch due to insufficient sample volume.

Batch: WET/56407
[1] Ferrous Iron performed in the field

ANALYTE QUALIFIERS

1e	Field pH
B	Analyte was detected in the associated method blank.
H6	Analysis initiated outside of the 15 minute EPA recommended holding time.
L0	Analyte recovery in the laboratory control sample (LCS) was outside QC limits.

This report shall not be reproduced, except in full,
without the written consent of Pace Analytical Services, Inc..

Pace Analytical Services, Inc.
9608 Loiret Blvd.
Lenexa, KS 66219
(913)599-5665

QUALIFIERS

Project: FORT SMITH, AR
Pace Project No.: 60199011

ANALYTE QUALIFIERS

L3	Analyte recovery in the laboratory control sample (LCS) exceeded QC limits. Analyte presence below reporting limits in associated samples. Results unaffected by high bias.
M0	Matrix spike recovery and/or matrix spike duplicate recovery was outside laboratory control limits.
M1	Matrix spike recovery exceeded QC limits. Batch accepted based on laboratory control sample (LCS) recovery.
R1	RPD value was outside control limits.

This report shall not be reproduced, except in full,
without the written consent of Pace Analytical Services, Inc..

Pace Analytical Services, Inc.
9608 Loiret Blvd.
Lenexa, KS 66219
(913)599-5665

QUALITY CONTROL DATA CROSS REFERENCE TABLE

Project: FORT SMITH, AR
Pace Project No.: 60199011

Lab ID	Sample ID	QC Batch Method	QC Batch	Analytical Method	Analytical Batch
60199011001	MW-33R-201507	EPA 8015 - Alcohol	GCSV/4159		
60199011003	ITMW-11-201507	EPA 8015 - Alcohol	GCSV/4159		
60199011004	ITMW-17-201507	EPA 8015 - Alcohol	GCSV/4159		
60199011005	MW-26-201507	EPA 8015 - Alcohol	GCSV/4159		
60199011007	MW-28-201507	EPA 8015 - Alcohol	GCSV/4159		
60199011008	MW-27-201507	EPA 8015 - Alcohol	GCSV/4159		
60199011009	ITMW-15-201507	EPA 8015 - Alcohol	GCSV/4159		
60199011010	ITMW-1-201507	EPA 8015 - Alcohol	GCSV/4159		
60199011012	ITMW-2-201507	EPA 8015 - Alcohol	GCSV/4159		
60199011013	ITMW-14-201507	EPA 8015 - Alcohol	GCSV/4160		
60199011014	ITMW-7-201507	EPA 8015 - Alcohol	GCSV/4160		
60199011015	MW-22-201507	EPA 8015 - Alcohol	GCSV/4160		
60199011017	ITMW-16-201507	EPA 8015 - Alcohol	GCSV/4160		
60199011018	ITMW-21-201507	EPA 8015 - Alcohol	GCSV/4160		
60199011019	ITMW-6-201507	EPA 8015 - Alcohol	GCSV/4160		
60199011021	MW-29-201507	EPA 8015 - Alcohol	GCSV/4160		
60199011022	ITMW-13-201507	EPA 8015 - Alcohol	GCSV/4160		
60199011024	ITMW-10-201507	EPA 8015 - Alcohol	GCSV/4160		
60199011026	ITMW-20-201507	EPA 8015 - Alcohol	GCSV/4160		
60199011027	ITMW-4-201507	EPA 8015 - Alcohol	GCSV/4160		
60199011001	MW-33R-201507	EPA 3010	MPRP/32632	EPA 6010	ICP/24121
60199011003	ITMW-11-201507	EPA 3010	MPRP/32632	EPA 6010	ICP/24121
60199011004	ITMW-17-201507	EPA 3010	MPRP/32632	EPA 6010	ICP/24121
60199011005	MW-26-201507	EPA 3010	MPRP/32632	EPA 6010	ICP/24121
60199011007	MW-28-201507	EPA 3010	MPRP/32632	EPA 6010	ICP/24121
60199011008	MW-27-201507	EPA 3010	MPRP/32632	EPA 6010	ICP/24121
60199011009	ITMW-15-201507	EPA 3010	MPRP/32632	EPA 6010	ICP/24121
60199011010	ITMW-1-201507	EPA 3010	MPRP/32632	EPA 6010	ICP/24121
60199011012	ITMW-2-201507	EPA 3010	MPRP/32632	EPA 6010	ICP/24121
60199011013	ITMW-14-201507	EPA 3010	MPRP/32632	EPA 6010	ICP/24121
60199011014	ITMW-7-201507	EPA 3010	MPRP/32632	EPA 6010	ICP/24121
60199011015	MW-22-201507	EPA 3010	MPRP/32632	EPA 6010	ICP/24121
60199011017	ITMW-16-201507	EPA 3010	MPRP/32632	EPA 6010	ICP/24121
60199011018	ITMW-21-201507	EPA 3010	MPRP/32632	EPA 6010	ICP/24121
60199011019	ITMW-6-201507	EPA 3010	MPRP/32632	EPA 6010	ICP/24121
60199011021	MW-29-201507	EPA 3010	MPRP/32632	EPA 6010	ICP/24121
60199011022	ITMW-13-201507	EPA 3010	MPRP/32632	EPA 6010	ICP/24121
60199011024	ITMW-10-201507	EPA 3010	MPRP/32632	EPA 6010	ICP/24121
60199011026	ITMW-20-201507	EPA 3010	MPRP/32632	EPA 6010	ICP/24121
60199011027	ITMW-4-201507	EPA 3010	MPRP/32632	EPA 6010	ICP/24121
60199011001	MW-33R-201507	EPA 5030B/8260	MSV/70784		
60199011002	DUP-04-201507	EPA 5030B/8260	MSV/70784		
60199011002	DUP-04-201507	EPA 5030B/8260	MSV/70795		
60199011003	ITMW-11-201507	EPA 5030B/8260	MSV/70784		
60199011005	MW-26-201507	EPA 5030B/8260	MSV/70784		
60199011006	TB-08-201507	EPA 5030B/8260	MSV/70784		

This report shall not be reproduced, except in full,
without the written consent of Pace Analytical Services, Inc..

Pace Analytical Services, Inc.
9608 Loiret Blvd.
Lenexa, KS 66219
(913)599-5665

QUALITY CONTROL DATA CROSS REFERENCE TABLE

Project: FORT SMITH, AR
Pace Project No.: 60199011

Lab ID	Sample ID	QC Batch Method	QC Batch	Analytical Method	Analytical Batch
60199011007	MW-28-201507	EPA 5030B/8260	MSV/70784		
60199011008	MW-27-201507	EPA 5030B/8260	MSV/70784		
60199011009	ITMW-15-201507	EPA 5030B/8260	MSV/70784		
60199011010	ITMW-1-201507	EPA 5030B/8260	MSV/70784		
60199011011	TB-09-201507	EPA 5030B/8260	MSV/70784		
60199011012	ITMW-2-201507	EPA 5030B/8260	MSV/70784		
60199011013	ITMW-14-201507	EPA 5030B/8260	MSV/70784		
60199011014	ITMW-7-201507	EPA 5030B/8260	MSV/70784		
60199011015	MW-22-201507	EPA 5030B/8260	MSV/70784		
60199011016	TB-10-201507	EPA 5030B/8260	MSV/70784		
60199011017	ITMW-16-201507	EPA 5030B/8260	MSV/70784		
60199011018	ITMW-21-201507	EPA 5030B/8260	MSV/70784		
60199011019	ITMW-6-201507	EPA 5030B/8260	MSV/70784		
60199011020	TB-11-201507	EPA 5030B/8260	MSV/70784		
60199011021	MW-29-201507	EPA 5030B/8260	MSV/70784		
60199011022	ITMW-13-201507	EPA 5030B/8260	MSV/70795		
60199011023	DUP-02-201507	EPA 5030B/8260	MSV/70795		
60199011024	ITMW-10-201507	EPA 5030B/8260	MSV/70795		
60199011025	DUP-01-201507	EPA 5030B/8260	MSV/70795		
60199011025	DUP-01-201507	EPA 5030B/8260	MSV/70864		
60199011026	ITMW-20-201507	EPA 5030B/8260	MSV/70795		
60199011027	ITMW-4-201507	EPA 5030B/8260	MSV/70795		
60199011028	TB-12-201507	EPA 5030B/8260	MSV/70795		
60199011029	TB-13-201507	EPA 5030B/8260	MSV/70795		
60199011004	ITMW-17-201507	EPA 5030B/8260	MSV/70805		
60199011004	ITMW-17-201507	EPA 5030B/8260	MSV/70895		
60199011001	MW-33R-201507	SM 2320B	WET/56287		
60199011003	ITMW-11-201507	SM 2320B	WET/56287		
60199011004	ITMW-17-201507	SM 2320B	WET/56287		
60199011005	MW-26-201507	SM 2320B	WET/56287		
60199011007	MW-28-201507	SM 2320B	WET/56309		
60199011008	MW-27-201507	SM 2320B	WET/56287		
60199011009	ITMW-15-201507	SM 2320B	WET/56287		
60199011010	ITMW-1-201507	SM 2320B	WET/56287		
60199011012	ITMW-2-201507	SM 2320B	WET/56287		
60199011013	ITMW-14-201507	SM 2320B	WET/56287		
60199011014	ITMW-7-201507	SM 2320B	WET/56287		
60199011015	MW-22-201507	SM 2320B	WET/56287		
60199011017	ITMW-16-201507	SM 2320B	WET/56287		
60199011018	ITMW-21-201507	SM 2320B	WET/56287		
60199011019	ITMW-6-201507	SM 2320B	WET/56287		
60199011021	MW-29-201507	SM 2320B	WET/56287		
60199011022	ITMW-13-201507	SM 2320B	WET/56309		
60199011024	ITMW-10-201507	SM 2320B	WET/56309		

This report shall not be reproduced, except in full,
without the written consent of Pace Analytical Services, Inc..

Pace Analytical Services, Inc.
9608 Loiret Blvd.
Lenexa, KS 66219
(913)599-5665

QUALITY CONTROL DATA CROSS REFERENCE TABLE

Project: FORT SMITH, AR
Pace Project No.: 60199011

Lab ID	Sample ID	QC Batch Method	QC Batch	Analytical Method	Analytical Batch
60199011026	**ITMW-20-201507**	SM 2320B	WET/56309		
60199011027	**ITMW-4-201507**	SM 2320B	WET/56309		
60199011001	**MW-33R-201507**	SM 3500-Fe B#4	WET/56407		
60199011003	**ITMW-11-201507**	SM 3500-Fe B#4	WET/56407		
60199011004	**ITMW-17-201507**	SM 3500-Fe B#4	WET/56407		
60199011005	**MW-26-201507**	SM 3500-Fe B#4	WET/56407		
60199011007	**MW-28-201507**	SM 3500-Fe B#4	WET/56407		
60199011008	**MW-27-201507**	SM 3500-Fe B#4	WET/56407		
60199011009	**ITMW-15-201507**	SM 3500-Fe B#4	WET/56407		
60199011010	**ITMW-1-201507**	SM 3500-Fe B#4	WET/56407		
60199011012	**ITMW-2-201507**	SM 3500-Fe B#4	WET/56407		
60199011013	**ITMW-14-201507**	SM 3500-Fe B#4	WET/56407		
60199011014	**ITMW-7-201507**	SM 3500-Fe B#4	WET/56407		
60199011015	**MW-22-201507**	SM 3500-Fe B#4	WET/56407		
60199011017	**ITMW-16-201507**	SM 3500-Fe B#4	WET/56407		
60199011018	**ITMW-21-201507**	SM 3500-Fe B#4	WET/56407		
60199011019	**ITMW-6-201507**	SM 3500-Fe B#4	WET/56407		
60199011021	**MW-29-201507**	SM 3500-Fe B#4	WET/56407		
60199011022	**ITMW-13-201507**	SM 3500-Fe B#4	WET/56407		
60199011024	**ITMW-10-201507**	SM 3500-Fe B#4	WET/56407		
60199011026	**ITMW-20-201507**	SM 3500-Fe B#4	WET/56407		
60199011027	**ITMW-4-201507**	SM 3500-Fe B#4	WET/56407		
60199011001	**MW-33R-201507**	SM 4500-H+B	WET/56409		
60199011003	**ITMW-11-201507**	SM 4500-H+B	WET/56409		
60199011004	**ITMW-17-201507**	SM 4500-H+B	WET/56409		
60199011005	**MW-26-201507**	SM 4500-H+B	WET/56409		
60199011007	**MW-28-201507**	SM 4500-H+B	WET/56409		
60199011008	**MW-27-201507**	SM 4500-H+B	WET/56409		
60199011009	**ITMW-15-201507**	SM 4500-H+B	WET/56409		
60199011010	**ITMW-1-201507**	SM 4500-H+B	WET/56409		
60199011012	**ITMW-2-201507**	SM 4500-H+B	WET/56409		
60199011013	**ITMW-14-201507**	SM 4500-H+B	WET/56409		
60199011014	**ITMW-7-201507**	SM 4500-H+B	WET/56409		
60199011015	**MW-22-201507**	SM 4500-H+B	WET/56409		
60199011017	**ITMW-16-201507**	SM 4500-H+B	WET/56409		
60199011018	**ITMW-21-201507**	SM 4500-H+B	WET/56409		
60199011019	**ITMW-6-201507**	SM 4500-H+B	WET/56409		
60199011021	**MW-29-201507**	SM 4500-H+B	WET/56409		
60199011022	**ITMW-13-201507**	SM 4500-H+B	WET/56409		
60199011024	**ITMW-10-201507**	SM 4500-H+B	WET/56409		
60199011026	**ITMW-20-201507**	SM 4500-H+B	WET/56409		
60199011027	**ITMW-4-201507**	SM 4500-H+B	WET/56409		
60199011001	**MW-33R-201507**	SM 4500-S-2 D	WET/56143		
60199011003	**ITMW-11-201507**	SM 4500-S-2 D	WET/56143		
60199011004	**ITMW-17-201507**	SM 4500-S-2 D	WET/56143		
60199011005	**MW-26-201507**	SM 4500-S-2 D	WET/56143		
60199011007	**MW-28-201507**	SM 4500-S-2 D	WET/56143		

REPORT OF LABORATORY ANALYSIS

This report shall not be reproduced, except in full,
without the written consent of Pace Analytical Services, Inc..

Pace Analytical Services, Inc.
9608 Loiret Blvd.
Lenexa, KS 66219
(913)599-5665

QUALITY CONTROL DATA CROSS REFERENCE TABLE

Project: FORT SMITH, AR
Pace Project No.: 60199011

Lab ID	Sample ID	QC Batch Method	QC Batch	Analytical Method	Analytical Batch
60199011008	MW-27-201507	SM 4500-S-2 D	WET/56143		
60199011009	ITMW-15-201507	SM 4500-S-2 D	WET/56143		
60199011010	ITMW-1-201507	SM 4500-S-2 D	WET/56143		
60199011012	ITMW-2-201507	SM 4500-S-2 D	WET/56143		
60199011013	ITMW-14-201507	SM 4500-S-2 D	WET/56143		
60199011014	ITMW-7-201507	SM 4500-S-2 D	WET/56143		
60199011015	MW-22-201507	SM 4500-S-2 D	WET/56143		
60199011017	ITMW-16-201507	SM 4500-S-2 D	WET/56143		
60199011018	ITMW-21-201507	SM 4500-S-2 D	WET/56143		
60199011019	ITMW-6-201507	SM 4500-S-2 D	WET/56143		
60199011021	MW-29-201507	SM 4500-S-2 D	WET/56143		
60199011022	ITMW-13-201507	SM 4500-S-2 D	WET/56143		
60199011024	ITMW-10-201507	SM 4500-S-2 D	WET/56143		
60199011026	ITMW-20-201507	SM 4500-S-2 D	WET/56146		
60199011027	ITMW-4-201507	SM 4500-S-2 D	WET/56146		
60199011001	MW-33R-201507	EPA 300.0	WETA/35217		
60199011003	ITMW-11-201507	EPA 300.0	WETA/35217		
60199011004	ITMW-17-201507	EPA 300.0	WETA/35217		
60199011005	MW-26-201507	EPA 300.0	WETA/35217		
60199011007	MW-28-201507	EPA 300.0	WETA/35217		
60199011008	MW-27-201507	EPA 300.0	WETA/35217		
60199011009	ITMW-15-201507	EPA 300.0	WETA/35217		
60199011010	ITMW-1-201507	EPA 300.0	WETA/35217		
60199011012	ITMW-2-201507	EPA 300.0	WETA/35217		
60199011013	ITMW-14-201507	EPA 300.0	WETA/35217		
60199011014	ITMW-7-201507	EPA 300.0	WETA/35217		
60199011015	MW-22-201507	EPA 300.0	WETA/35217		
60199011017	ITMW-16-201507	EPA 300.0	WETA/35217		
60199011018	ITMW-21-201507	EPA 300.0	WETA/35217		
60199011019	ITMW-6-201507	EPA 300.0	WETA/35217		
60199011021	MW-29-201507	EPA 300.0	WETA/35217		
60199011022	ITMW-13-201507	EPA 300.0	WETA/35217		
60199011024	ITMW-10-201507	EPA 300.0	WETA/35217		
60199011026	ITMW-20-201507	EPA 300.0	WETA/35217		
60199011027	ITMW-4-201507	EPA 300.0	WETA/35217		
60199011001	MW-33R-201507	EPA 350.1	WETA/35195		
60199011003	ITMW-11-201507	EPA 350.1	WETA/35195		
60199011004	ITMW-17-201507	EPA 350.1	WETA/35195		
60199011005	MW-26-201507	EPA 350.1	WETA/35195		
60199011007	MW-28-201507	EPA 350.1	WETA/35195		
60199011008	MW-27-201507	EPA 350.1	WETA/35195		
60199011009	ITMW-15-201507	EPA 350.1	WETA/35195		
60199011010	ITMW-1-201507	EPA 350.1	WETA/35195		
60199011012	ITMW-2-201507	EPA 350.1	WETA/35195		
60199011013	ITMW-14-201507	EPA 350.1	WETA/35195		
60199011014	ITMW-7-201507	EPA 350.1	WETA/35195		
60199011015	MW-22-201507	EPA 350.1	WETA/35195		

This report shall not be reproduced, except in full,
without the written consent of Pace Analytical Services, Inc..

Pace Analytical Services, Inc.
9608 Loiret Blvd.
Lenexa, KS 66219
(913)599-5665

QUALITY CONTROL DATA CROSS REFERENCE TABLE

Project: FORT SMITH, AR
Pace Project No.: 60199011

Lab ID	Sample ID	QC Batch Method	QC Batch	Analytical Method	Analytical Batch
60199011017	ITMW-16-201507	EPA 350.1	WETA/35195		
60199011018	ITMW-21-201507	EPA 350.1	WETA/35195		
60199011019	ITMW-6-201507	EPA 350.1	WETA/35195		
60199011021	MW-29-201507	EPA 350.1	WETA/35195		
60199011022	ITMW-13-201507	EPA 350.1	WETA/35195		
60199011024	ITMW-10-201507	EPA 350.1	WETA/35195		
60199011026	ITMW-20-201507	EPA 350.1	WETA/35195		
60199011027	ITMW-4-201507	EPA 350.1	WETA/35195		
60199011001	MW-33R-201507	EPA 353.2	WETA/35147		
60199011003	ITMW-11-201507	EPA 353.2	WETA/35147		
60199011004	ITMW-17-201507	EPA 353.2	WETA/35147		
60199011005	MW-26-201507	EPA 353.2	WETA/35147		
60199011007	MW-28-201507	EPA 353.2	WETA/35147		
60199011008	MW-27-201507	EPA 353.2	WETA/35147		
60199011009	ITMW-15-201507	EPA 353.2	WETA/35147		
60199011010	ITMW-1-201507	EPA 353.2	WETA/35147		
60199011012	ITMW-2-201507	EPA 353.2	WETA/35147		
60199011013	ITMW-14-201507	EPA 353.2	WETA/35147		
60199011014	ITMW-7-201507	EPA 353.2	WETA/35147		
60199011015	MW-22-201507	EPA 353.2	WETA/35147		
60199011017	ITMW-16-201507	EPA 353.2	WETA/35147		
60199011018	ITMW-21-201507	EPA 353.2	WETA/35147		
60199011019	ITMW-6-201507	EPA 353.2	WETA/35147		
60199011021	MW-29-201507	EPA 353.2	WETA/35147		
60199011022	ITMW-13-201507	EPA 353.2	WETA/35147		
60199011024	ITMW-10-201507	EPA 353.2	WETA/35173		
60199011026	ITMW-20-201507	EPA 353.2	WETA/35147		
60199011027	ITMW-4-201507	EPA 353.2	WETA/35147		
60199011001	MW-33R-201507	SM 4500-CO2 D	WETA/35355		
60199011003	ITMW-11-201507	SM 4500-CO2 D	WETA/35355		
60199011004	ITMW-17-201507	SM 4500-CO2 D	WETA/35355		
60199011005	MW-26-201507	SM 4500-CO2 D	WETA/35355		
60199011007	MW-28-201507	SM 4500-CO2 D	WETA/35355		
60199011008	MW-27-201507	SM 4500-CO2 D	WETA/35355		
60199011009	ITMW-15-201507	SM 4500-CO2 D	WETA/35355		
60199011010	ITMW-1-201507	SM 4500-CO2 D	WETA/35355		
60199011012	ITMW-2-201507	SM 4500-CO2 D	WETA/35355		
60199011013	ITMW-14-201507	SM 4500-CO2 D	WETA/35355		
60199011014	ITMW-7-201507	SM 4500-CO2 D	WETA/35355		
60199011015	MW-22-201507	SM 4500-CO2 D	WETA/35355		
60199011017	ITMW-16-201507	SM 4500-CO2 D	WETA/35355		
60199011018	ITMW-21-201507	SM 4500-CO2 D	WETA/35355		
60199011019	ITMW-6-201507	SM 4500-CO2 D	WETA/35355		
60199011021	MW-29-201507	SM 4500-CO2 D	WETA/35355		
60199011022	ITMW-13-201507	SM 4500-CO2 D	WETA/35355		
60199011024	ITMW-10-201507	SM 4500-CO2 D	WETA/35355		
60199011026	ITMW-20-201507	SM 4500-CO2 D	WETA/35355		

REPORT OF LABORATORY ANALYSIS

This report shall not be reproduced, except in full,
without the written consent of Pace Analytical Services, Inc..

Pace Analytical Services, Inc.
9608 Loiret Blvd.
Lenexa, KS 66219
(913)599-5665

QUALITY CONTROL DATA CROSS REFERENCE TABLE

Project: FORT SMITH, AR
Pace Project No.: 60199011

Lab ID	Sample ID	QC Batch Method	QC Batch	Analytical Method	Analytical Batch
60199011027	ITMW-4-201507	SM 4500-CO2 D	WETA/35355		
60199011001	MW-33R-201507	SM 5310C	WETA/35310		
60199011003	ITMW-11-201507	SM 5310C	WETA/35310		
60199011004	ITMW-17-201507	SM 5310C	WETA/35310		
60199011005	MW-26-201507	SM 5310C	WETA/35310		
60199011007	MW-28-201507	SM 5310C	WETA/35310		
60199011008	MW-27-201507	SM 5310C	WETA/35310		
60199011009	ITMW-15-201507	SM 5310C	WETA/35310		
60199011010	ITMW-1-201507	SM 5310C	WETA/35310		
60199011012	ITMW-2-201507	SM 5310C	WETA/35310		
60199011013	ITMW-14-201507	SM 5310C	WETA/35310		
60199011014	ITMW-7-201507	SM 5310C	WETA/35310		
60199011015	MW-22-201507	SM 5310C	WETA/35310		
60199011017	ITMW-16-201507	SM 5310C	WETA/35310		
60199011018	ITMW-21-201507	SM 5310C	WETA/35310		
60199011019	ITMW-6-201507	SM 5310C	WETA/35310		
60199011021	MW-29-201507	SM 5310C	WETA/35310		
60199011022	ITMW-13-201507	SM 5310C	WETA/35310		
60199011024	ITMW-10-201507	SM 5310C	WETA/35310		
60199011026	ITMW-20-201507	SM 5310C	WETA/35310		
60199011027	ITMW-4-201507	SM 5310C	WETA/35310		
60199011001	MW-33R-201507	SM4500-P B	WETA/8714	SM 4500-P E	WETA/8715
60199011003	ITMW-11-201507	SM4500-P B	WETA/8714	SM 4500-P E	WETA/8715
60199011004	ITMW-17-201507	SM4500-P B	WETA/8714	SM 4500-P E	WETA/8715
60199011005	MW-26-201507	SM4500-P B	WETA/8723	SM 4500-P E	WETA/8725
60199011007	MW-28-201507	SM4500-P B	WETA/8723	SM 4500-P E	WETA/8725
60199011008	MW-27-201507	SM4500-P B	WETA/8723	SM 4500-P E	WETA/8725
60199011009	ITMW-15-201507	SM4500-P B	WETA/8723	SM 4500-P E	WETA/8725
60199011010	ITMW-1-201507	SM4500-P B	WETA/8723	SM 4500-P E	WETA/8725
60199011012	ITMW-2-201507	SM4500-P B	WETA/8723	SM 4500-P E	WETA/8725
60199011013	ITMW-14-201507	SM4500-P B	WETA/8723	SM 4500-P E	WETA/8725
60199011014	ITMW-7-201507	SM4500-P B	WETA/8723	SM 4500-P E	WETA/8725
60199011015	MW-22-201507	SM4500-P B	WETA/8723	SM 4500-P E	WETA/8725
60199011017	ITMW-16-201507	SM4500-P B	WETA/8723	SM 4500-P E	WETA/8725
60199011018	ITMW-21-201507	SM4500-P B	WETA/8723	SM 4500-P E	WETA/8725
60199011019	ITMW-6-201507	SM4500-P B	WETA/8723	SM 4500-P E	WETA/8725
60199011021	MW-29-201507	SM4500-P B	WETA/8723	SM 4500-P E	WETA/8725
60199011022	ITMW-13-201507	SM4500-P B	WETA/8723	SM 4500-P E	WETA/8725
60199011024	ITMW-10-201507	SM4500-P B	WETA/8723	SM 4500-P E	WETA/8725
60199011026	ITMW-20-201507	SM4500-P B	WETA/8723	SM 4500-P E	WETA/8725
60199011027	ITMW-4-201507	SM4500-P B	WETA/8723	SM 4500-P E	WETA/8725

This report shall not be reproduced, except in full,
without the written consent of Pace Analytical Services, Inc..

Pace Analytical®
www.pacelabs.com

Sample Condition Upon Receipt

WO# : 60199011

60199011

Client Name: Environ

Optional
Proj Due Date:
Proj Name:

Courier: FedEx ☐ UPS ☐ VIA ☑ Clay ☐ PEX ☐ ECI ☐ Pace ☐ Other ☐ Client ☐

Tracking #: _____ Pace Shipping Label Used? Yes ☐ No ☑

Custody Seal on Cooler/Box Present: Yes ☑ No ☐ Seals intact: Yes ☑ No ☐

Packing Material: Bubble Wrap ☐ Bubble Bags ☑ Foam ☑ None ☐ Other ☐

Thermometer Used: CF +1.4 T-239 / CF -0.5 T-262 **Type of Ice:** Wet Blue None (circle one) ☐ Samples received on ice, cooling process has begun.

Cooler Temperature: 2.4/0.8/2.1/3.2/1.7/1.3

Temperature should be above freezing to 6°C

Date and initials of person examining contents: PV 7/23/15

Chain of Custody present:	☑Yes	☐No	☐N/A	1. ~~only vials~~ PV 7/23/15
Chain of Custody filled out:	☑Yes	☐No	☐N/A	2. only vials received for DUP-04-201507.
Chain of Custody relinquished:	☑Yes	☐No	☐N/A	3.
Sampler name & signature on COC:	☑Yes	☐No	☐N/A	4.
Samples arrived within holding time:	☑Yes	☐No	☐N/A	5.
Short Hold Time analyses (<72hr):	☑Yes	☐No	☐N/A	6. NO2 NO3
Rush Turn Around Time requested:	☐Yes	☑No	☐N/A	7.
Sufficient volume:	☑Yes	☐No	☐N/A	8.
Correct containers used:	☑Yes	☐No	☐N/A	
Pace containers used:	☑Yes	☐No	☐N/A	9. Received with TB.
Containers intact:	☑Yes	☐No	☐N/A	10. 08 = TB08
Unpreserved 5035A soils frozen w/in 48hrs?	☐Yes	☐No	☑N/A	11. 09 = 09' 10 = 10
Filtered volume received for dissolved tests?	☐Yes	☐No	☑N/A	12. 11 = 11
Sample labels match COC:	☑Yes	☐No	☐N/A	12 = 12 13 = 13
Includes date/time/ID/analyses Matrix: WT				13.
All containers needing preservation have been checked.	☑Yes	☐No	☐N/A	
All containers needing preservation are found to be in compliance with EPA recommendation.	☑Yes	☐No	☐N/A	14.
Exceptions: VOA, Coliform, O&G, WI-DRO (water)	☑Yes	☐No		Initial when completed / Lot # of added preservative
Trip Blank present:	☑Yes	☐No	☐N/A	
Pace Trip Blank lot # (if purchased): 060815-3				15.
Headspace in VOA vials (>6mm):	☐Yes	☑No	☐N/A	16.
Project sampled in USDA Regulated Area:	☐Yes	☐No	☑N/A	17. List State:
Additional labels attached to 5035A vials in the field?	☐Yes	☐No	☑N/A	18.

Client Notification/ Resolution: Copy COC to Client? Y / N Field Data Required? Y / N

Person Contacted: _____ Date/Time: _____

Comments/ Resolution: _____

Project Manager Review: a Date: 7/23

Pace Analytical
www.pacelabs.com

CHAIN-OF-CUSTODY / Analytical Request Document

The Chain-of-Custody is a LEGAL DOCUMENT. All relevant fields must be completed accurately.

Page: 1 of 3

Section A Required Client Information:		Section B Required Project Information:		Section C Invoice Information:	
Company:	Environ	Report To:	Wendy Stonestreet	Attention:	Tammy Gleason
Address:	7500 College Blvd., Ste. 925	Copy To:	Tammy Gleason	Company Name:	Environ
	Overland Park, KS 66210			Address:	250 Monroe Ave. NW Grand Rapids
Email To:	wstonestreet@environcorp.com	Purchase Order No.:	NA	Pace Quote Reference:	Michigan, 49503
Phone:	913-553-5926 Fax:	Project Name:	Fort Smith, AR	Pace Project Manager:	Colleen Clyne
Requested Due Date/TAT:		Project Number:		Pace Profile #:	7444, line 1

REGULATORY AGENCY

☐ NPDES ☐ GROUND WATER ☐ DRINKING WATER
☐ UST ☐ RCRA ☑ OTHER ADEQ

Site Location STATE: AR

Requested Analysis Filtered (Y/N)

ITEM #	Section D Required Client Information — SAMPLE ID (A-Z, 0-9 / ,-) Sample IDs MUST BE UNIQUE	Valid Matrix Codes: MATRIX / CODE	MATRIX CODE (see valid codes to left)	SAMPLE TYPE (G=GRAB C=COMP)	COLLECTED: COMPOSITE START DATE	COMPOSITE START TIME	COMPOSITE END/GRAB DATE	COMPOSITE END/GRAB TIME	SAMPLE TEMP AT COLLECTION	# OF CONTAINERS	Preservatives: Unpreserved	H_2SO_4	HNO_3	HCl	NaOH	$Na_2S_2O_3$	Methanol	Other	Analysis Test Y/N	8260 VOCs	Alkalinity	TOC	Chloride, Sulfate	8015 Chloroethanol (Pace Dallas)	6010-Iron/Mn	Ferric Iron calc. (send field Ferrous)	Ammonia	Nitrate+Nitrite	Total Phosphate (Pace Dallas)	Sulfide	CO2 Calc (Alkalinity +pH)	Residual Chlorine (Y/N)	Pace Project No./ Lab I.D.
1	MW-33R-201507 3D69H 3D6AU	WT	G	7/22/15	900	—	—		11	X	X	X	X	X	1BP3U		N	X	X	X	X	X	X	X	X	X	X	X	X	N	1AG3S 1-0 1BP5S 2-0 1BP3N 1-0 1BP32U 1-0	01
2	DUP-04-201507	WT	G	7/22/15	900	—	—		11	X	X	X	X	X			N	X	X	X	X	X	X	X	X	X	X	X	X	N	↓ 7/23	02
3	ITMW-1[illegible]-201507	WT	G	7/22/15	1530	—	—		11	X	X	X	X	X			N	X	X	X	X	X	X	X	X	X	X	X	X	N		03
4	ITMW-17-201507 30THR	WT	G	7/22/15	1620	—	—		11	X	X	X		X			N	X	X	X	X	X	X	X	X	X	X	X	X	N	7 day hold	04
5	MW-26-201507 3D6AH	WT	G	7/22/15	1520	—	—		11	X	X	X	X	X			N	X	X	X	X	X	X	X	X	X	X	X	X	N		05
6	TB-08-201507 [illegible] 2D6AH	WT	G	7/22/15	—	—	—		3				X				N	X												N		06
7	MW-28-201507 6D6AH 3D6AU	WT	G	7/22/15	1050	—	—		14	X	X	X	X	X			N	X	X	X	X	X	X	X	X	X	X	X	X	N	MS/MSD	07
8	MW-27-201507 3D6AH	WT	G	7/22/15	1325	—	—		11	X	X	X	X	X			N	X	X	X	X	X	X	X	X	X	X	X	X	N		08
9	ITMW-15-201507	WT	G	7/22/15	1330	—	—		11	X	X	X	X	X			N	X	X	X	X	X	X	X	X	X	X	X	X	N		09
10	ITMW-1-201507	WT	G	7/22/15	1035	—	—		11	X	X	X	X	X			N	X	X	X	X	X	X	X	X	X	X	X	X	N		010
11	TB-09-201507 2D6AH	WT	G	7/22/15	—	—	—		3				X				N	X												N		011
12	ITMW-2-201507 3D6AH	WT	G	7/22/15	0850	—	—		11	X	X	X	X	X			N	X	X	X	X	X	X	X	X	X	X	X	X	N		012

ADDITIONAL COMMENTS	RELINQUISHED BY / AFFILIATION	DATE	TIME	ACCEPTED BY / AFFILIATION	DATE	TIME
Level IV data package required	Wendy Stonestreet/ENVIRON	7/22/15	1800	[signature] PACE	7/23/15	0249

SAMPLE CONDITIONS

	Temp in °C	Received on Ice (Y/N)	Custody Sealed Cooler (Y/N)	Samples Intact (Y/N)
2-4	1-3	Y	Y	Y
0-8				
2-1				
3-2				

SAMPLER NAME AND SIGNATURE

PRINT Name of SAMPLER: Wendy Stonestreet

SIGNATURE of SAMPLER: Wendy Stonestreet DATE Signed (MM/DD/YY): 7/22/15

*Important Note: By signing this form you are accepting Pace's NET 30 day payment terms and agreeing to late charges of 1.5% per month for any invoices not paid within 30 days.

Pace Analytical
www.pacelabs.com

CHAIN-OF-CUSTODY / Analytical Request Document

The Chain-of-Custody is a LEGAL DOCUMENT. All relevant fields must be completed accurately.

Section A Required Client Information:

Company:	Environ
Address:	7500 College Blvd., Ste. 925
	Overland Park, KS 66210
Email To:	wstonestreet@environcorp.com
Phone: 913-553-5926	Fax:
Requested Due Date/TAT:	

Section B Required Project Information:

Report To:	Wendy Stonestreet
Copy To:	Tammy Gleason
Purchase Order No.:	NA
Project Name:	Fort Smith, AR
Project Number:	

Section C Invoice Information:

Attention:	Tammy Gleason
Company Name:	Environ
Address:	250 Monroe Ave. NW Grand Rapids
Pace Quote Reference:	Michigan, 49503
Pace Project Manager:	Colleen Clyne
Pace Profile #:	7444, line 1

REGULATORY AGENCY

☐ NPDES ☐ GROUND WATER ☐ DRINKING WATER
☐ UST ☐ RCRA ☑ OTHER ADEQ

Site Location STATE: AR

Section D Required Client Information

SAMPLE ID (A-Z, 0-9 / , -) Sample IDs MUST BE UNIQUE

Valid Matrix Codes

MATRIX	CODE
DRINKING WATER	DW
WATER	WT
WASTE WATER	WW
PRODUCT	P
SOIL/SOLID	SL
OIL	OL
WIPE	WP
AIR	AR
OTHER	OT
TISSUE	TS

Requested Analysis Filtered (Y/N)

ITEM #	SAMPLE ID	MATRIX CODE (see valid codes to left)	SAMPLE TYPE (G=GRAB C=COMP)	COLLECTED COMPOSITE START DATE	COLLECTED COMPOSITE START TIME	COLLECTED COMPOSITE END/GRAB DATE	COLLECTED COMPOSITE END/GRAB TIME	SAMPLE TEMP AT COLLECTION	# OF CONTAINERS	Preservatives: Unpreserved	H_2SO_4	HNO_3	HCl	NaOH	$Na_2S_2O_3$	Methanol	Other	Y/N	Analysis Test: 8260 VOCs	Alkalinity	TOC	Chloride, Sulfate	8015 Chloroethanol (Pace Dallas)	6010-Iron/Mn	Ferric Iron calc. (send field Ferrous)	Ammonia	Nitrate+Nitrite	Total Phosphate (Pace Dallas)	Sulfide	CO2 Calc (Alkalinity +pH)	Residual Chlorine (Y/N)	Pace Project No./ Lab I.D.
1	ITMW-14-201507	WT	G	7/22/15	1105	—	—		11	X	X	X	X	X	1B	B	U		X	X	X	X	X	X	X	X	X	X	N	1BP3S2-0, AG3S2-0, 1BP3N2-0, 1BP3Z11-0 013
2	ITMW-7-201507	WT	G	7/22/15	1120	—	—		11	X	X	X	X	X					X	X	X	X	X	X	X	X	X	X	N	014
3	MW-22-201507	WT	G	7/22/15	0836	—	—		11	X	X	X	X	X					X	X	X	X	X	X	X	X	X	X	N	015
4	TB-10-201507	WT	G	7/22/15	—	—	—		3				X						X										N	016
5	ITMW-16-201507	WT	G	7/22/15	—	—	—		11	X	X	X	X	X					X	X	X	X	X	X	X	X	X	X	N	017
6	ITMW-23-201507	WT	G	7/22/15	1120	—	—		11	X	X	X	X	X					X	X	X	X	X	X	X	X	X	X	N	018
7	~~ITMW-21-201507~~	WT	G	7/22/15	11																									—
8	ITMW-6-201507	WT	G	7/22/15	1650	—	—		14	X	X	X	X	X					X	X	X	X	X	X	X	X	X	X	N	MS MSD 019
9	TB-11-201507	WT	G	7/22/15	—	—	—		3				X						X										N	020
10	MW-29-201507	WT	G	7/22/15	1350	—	—		11	X	X	X	X	X					X	X	X	X	X	X	X	X	X	X	N	021
11	ITMW-13-201507	WT	G	7/22/15	1400	—	—		11	X	X	X	X	X					X	X	X	X	X	X	X	X	X	X	N	022
12	DUP-02-201507	WT	G	7/22/15	1400	—	—		3				X						X										N	023

ADDITIONAL COMMENTS	RELINQUISHED BY / AFFILIATION	DATE	TIME	ACCEPTED BY / AFFILIATION	DATE	TIME	SAMPLE CONDITIONS			
Level IV data package required	Wendy Stonestreet / Ramboll Environ	7/22/15	1800	PAST	7/23/15	0249	2.4	Y	Y	Y
							0.8			
							2-1			
							3.2			

SAMPLER NAME AND SIGNATURE			
PRINT Name of SAMPLER:	Wendy Stonestreet		
SIGNATURE of SAMPLER:	Wendy Stonestreet	DATE Signed (MM/DD/YY):	7/22/15

Temp in °C: 1.2, 1.3 | Received on Ice (Y/N) | Custody Sealed Cooler (Y/N) | Samples Intact (Y/N)

*Important Note: By signing this form you are accepting Pace's NET 30 day payment terms and agreeing to late charges of 1.5% per month for any invoices not paid within 30 days.

Pace Analytical
www.pacelabs.com

CHAIN-OF-CUSTODY / Analytical Request Document

The Chain-of-Custody is a LEGAL DOCUMENT. All relevant fields must be completed accurately.

Page: 3 of 3

Section A Required Client Information:		Section B Required Project Information:		Section C Invoice Information:	
Company:	Environ	Report To:	Wendy Stonestreet	Attention:	Tammy Gleason
Address:	7500 College Blvd., Ste. 925	Copy To:	Tammy Gleason	Company Name:	Environ
	Overland Park, KS 66210			Address:	250 Monroe Ave. NW Grand Rapids
Email To:	wstonestreet@environcorp.com	Purchase Order No.:	NA	Pace Quote Reference:	Michigan, 49503
Phone: 913-553-5926	Fax:	Project Name:	Fort Smith, AR	Pace Project Manager:	Colleen Clyne
Requested Due Date/TAT:		Project Number:		Pace Profile #:	7444, line 1

REGULATORY AGENCY

☐ NPDES ☐ GROUND WATER ☐ DRINKING WATER
☐ UST ☐ RCRA ☑ OTHER ADEQ

Site Location STATE: AR

Section D Required Client Information

Valid Matrix Codes

MATRIX	CODE
DRINKING WATER	DW
WATER	WT
WASTE WATER	WW
PRODUCT	P
SOIL/SOLID	SL
OIL	OL
WIPE	WP
AIR	AR
OTHER	OT
TISSUE	TS

SAMPLE ID (A-Z, 0-9 / ,-) Sample IDs MUST BE UNIQUE

Requested Analysis Filtered (Y/N)

	ITEM #	SAMPLE ID	MATRIX CODE (see valid codes to left)	SAMPLE TYPE (G=GRAB C=COMP)	COLLECTED COMPOSITE START DATE	COLLECTED COMPOSITE START TIME	COLLECTED COMPOSITE END/GRAB DATE	COLLECTED COMPOSITE END/GRAB TIME	SAMPLE TEMP AT COLLECTION	# OF CONTAINERS	Preservatives: Unpreserved	H_2SO_4	HNO_3	HCl	NaOH	$Na_2S_2O_3$	Methanol	Other	Analysis Test (Y/N)	8260 VOCs	Alkalinity	TOC	Chloride, Sulfate	8015 Chloroethanol (Pace Dallas)	6010-Iron/Mn	Ferric Iron calc. (send field Ferrous)	Ammonia	Nitrate+Nitrite	Total Phosphate (Pace Dallas)	Sulfide	CO2 Calc (Alkalinity +pH)	Residual Chlorine (Y/N)	Pace Project No./ Lab I.D.
12	1	ITMW-10-201507 3DG9H 3DG9U	WT	G	7/22/15	1630	—	—		11	X	X	X	X	X	1BP3U				X	X	X	X	X	X	X	X	X	X	X	X	1AG3S 2-0 1BP3N 2-0 1BP3S 2-0 1BP3Z 11-0	024
12	2	DUP-01-201507 ↓	WT	G	7/22/15	1630	—	—		3				X						X												N	025
17	3	ITMW-20-201507 6DG9H ↓	WT	G	7/22/15	1205	—	—		11	X	X	X	X	X					X	X	X	X	X	X	X	X	X	X	X	X	N	026
13	4	ITMW-4-201507 3DG9H ↓	WT	G	7/22/15	1430	—	—		11	X	X	X	X	X					X	X	X	X	X	X	X	X	X	X	X	X	N	027
	5	TB-12-201507 2DG9H	WT	G	7/22/15	—	—	—		2				X						X												N	028
	6	TB-13-201507 ↓	WT	G	7/22/15	—	—	—		2				X						X												N	029
	7																																
	8																																
	9																																
	10																																
	11																																
	12																																

ADDITIONAL COMMENTS	RELINQUISHED BY / AFFILIATION	DATE	TIME	ACCEPTED BY / AFFILIATION	DATE	TIME	SAMPLE CONDITIONS
Level IV data package required	Wendy Stonestreet / Environ	7/22/2015	1800				

SAMPLER NAME AND SIGNATURE

PRINT Name of SAMPLER: Wendy Stonestreet

SIGNATURE of SAMPLER: Wendy Stonestreet

DATE Signed (MM/DD/YY): 7/22/2015

Temp in °C | Received on Ice (Y/N) | Custody Sealed Cooler (Y/N) | Samples Intact (Y/N)

*Important Note: By signing this form you are accepting Pace's NET 30 day payment terms and agreeing to late charges of 1.5% per month for any invoices not paid within 30 days.

F-ALL-Q-020rev.07, 15-Feb-2007

Pace Analytical Services, Inc.
9608 Loiret Blvd.
Lenexa, KS 66219
(913)599-5665

August 04, 2015

Wendy Stonestreet
Environ International Corporation
7500 College Blvd Ste 925
Overland Park, KS 66210

RE: Project: FORT SMITH, AR
Pace Project No.: 60199015

Dear Wendy Stonestreet:
Enclosed are the analytical results for sample(s) received by the laboratory on July 23, 2015. The results relate only to the samples included in this report. Results reported herein conform to the most current TNI standards and the laboratory's Quality Assurance Manual, where applicable, unless otherwise noted in the body of the report.

If you have any questions concerning this report, please feel free to contact me.

Sincerely,

Colleen Clyne
colleen.clyne@pacelabs.com
Project Manager

Enclosures

cc: Tamara Gleason, ENVIRON International Corporation

This report shall not be reproduced, except in full,
without the written consent of Pace Analytical Services, Inc..

Pace Analytical Services, Inc.
9608 Loiret Blvd.
Lenexa, KS 66219
(913)599-5665

CERTIFICATIONS

Project: FORT SMITH, AR
Pace Project No.: 60199015

Kansas Certification IDs
9608 Loiret Boulevard, Lenexa, KS 66219
WY STR Certification #: 2456.01
Arkansas Certification #: 13-012-0
Illinois Certification #: 003097
Iowa Certification #: 118
Kansas/NELAP Certification #: E-10116
Louisiana Certification #: 03055
Nevada Certification #: KS000212008A
Oklahoma Certification #: 9205/9935
Texas Certification #: T104704407
Utah Certification #: KS00021

REPORT OF LABORATORY ANALYSIS

This report shall not be reproduced, except in full,
without the written consent of Pace Analytical Services, Inc..

Pace Analytical Services, Inc.
9608 Loiret Blvd.
Lenexa, KS 66219
(913)599-5665

SAMPLE SUMMARY

Project: FORT SMITH, AR
Pace Project No.: 60199015

Lab ID	Sample ID	Matrix	Date Collected	Date Received
60199015001	**MW-90-201507**	Water	07/22/15 17:30	07/23/15 02:45
60199015002	**MW-180-201507**	Water	07/22/15 17:10	07/23/15 02:45
60199015003	**MW-81-201507**	Water	07/22/15 08:55	07/23/15 02:45
60199015004	**MW-82-201507**	Water	07/22/15 09:10	07/23/15 02:45
60199015005	**MW-83-201507**	Water	07/22/15 14:00	07/23/15 02:45
60199015006	**MW-179-201507**	Water	07/22/15 16:10	07/23/15 02:45
60199015007	**MW-178-201507**	Water	07/22/15 15:20	07/23/15 02:45

REPORT OF LABORATORY ANALYSIS

This report shall not be reproduced, except in full,
without the written consent of Pace Analytical Services, Inc..

Pace Analytical Services, Inc.
9608 Loiret Blvd.
Lenexa, KS 66219
(913)599-5665

SAMPLE ANALYTE COUNT

Project: FORT SMITH, AR
Pace Project No.: 60199015

Lab ID	Sample ID	Method	Analysts	Analytes Reported
60199015001	**MW-90-201507**	EPA 5030B/8260	PGH	38
60199015002	**MW-180-201507**	EPA 5030B/8260	PGH	38
60199015003	**MW-81-201507**	EPA 5030B/8260	PGH	38
60199015004	**MW-82-201507**	EPA 5030B/8260	PGH	38
60199015005	**MW-83-201507**	EPA 5030B/8260	PGH	38
60199015006	**MW-179-201507**	EPA 5030B/8260	PGH	38
60199015007	**MW-178-201507**	EPA 5030B/8260	PGH	38

This report shall not be reproduced, except in full,
without the written consent of Pace Analytical Services, Inc..

Pace Analytical Services, Inc.
9608 Loiret Blvd.
Lenexa, KS 66219
(913)599-5665

PROJECT NARRATIVE

Project: FORT SMITH, AR
Pace Project No.: 60199015

Method: **EPA 5030B/8260**
Description: 8260 MSV
Client: Environ_AR
Date: August 04, 2015

General Information:
7 samples were analyzed for EPA 5030B/8260. All samples were received in acceptable condition with any exceptions noted below or on the chain-of custody and/or the sample condition upon receipt form (SCUR) attached at the end of this report.

Hold Time:
The samples were analyzed within the method required hold times with any exceptions noted below.

Initial Calibrations (including MS Tune as applicable):
All criteria were within method requirements with any exceptions noted below.

Continuing Calibration:
All criteria were within method requirements with any exceptions noted below.

Internal Standards:
All internal standards were within QC limits with any exceptions noted below.

Surrogates:
All surrogates were within QC limits with any exceptions noted below.

Method Blank:
All analytes were below the report limit in the method blank, where applicable, with any exceptions noted below.

Laboratory Control Spike:
All laboratory control spike compounds were within QC limits with any exceptions noted below.

Matrix Spikes:
All percent recoveries and relative percent differences (RPDs) were within acceptance criteria with any exceptions noted below.

QC Batch: MSV/70778

A matrix spike/matrix spike duplicate was not performed due to insufficient sample volume.

QC Batch: MSV/70779

A matrix spike/matrix spike duplicate was not performed due to insufficient sample volume.

QC Batch: MSV/70815

A matrix spike/matrix spike duplicate was not performed due to insufficient sample volume.

Additional Comments:

This data package has been reviewed for quality and completeness and is approved for release.

This report shall not be reproduced, except in full,
without the written consent of Pace Analytical Services, Inc..

Pace Analytical Services, Inc.
9608 Loiret Blvd.
Lenexa, KS 66219
(913)599-5665

ANALYTICAL RESULTS

Project: FORT SMITH, AR
Pace Project No.: 60199015

Sample: MW-90-201507 **Lab ID: 60199015001** Collected: 07/22/15 17:30 Received: 07/23/15 02:45 Matrix: Water

Parameters	Results	Units	Report Limit	MDL	DF	Prepared	Analyzed	CAS No.	Qual
8260 MSV	Analytical Method: EPA 5030B/8260								
Acetone	ND	ug/L	10.0	1.9	1		07/23/15 15:31	67-64-1	
Benzene	ND	ug/L	1.0	0.060	1		07/23/15 15:31	71-43-2	
Bromodichloromethane	ND	ug/L	1.0	0.19	1		07/23/15 15:31	75-27-4	
Bromoform	ND	ug/L	1.0	0.070	1		07/23/15 15:31	75-25-2	
Bromomethane	ND	ug/L	5.0	0.16	1		07/23/15 15:31	74-83-9	
2-Butanone (MEK)	ND	ug/L	10.0	0.59	1		07/23/15 15:31	78-93-3	
Carbon disulfide	ND	ug/L	5.0	0.12	1		07/23/15 15:31	75-15-0	
Carbon tetrachloride	ND	ug/L	1.0	0.18	1		07/23/15 15:31	56-23-5	
Chlorobenzene	ND	ug/L	1.0	0.21	1		07/23/15 15:31	108-90-7	
Chloroethane	ND	ug/L	1.0	0.15	1		07/23/15 15:31	75-00-3	
Chloroform	ND	ug/L	1.0	0.14	1		07/23/15 15:31	67-66-3	
Chloromethane	ND	ug/L	1.0	0.080	1		07/23/15 15:31	74-87-3	
Dibromochloromethane	ND	ug/L	1.0	0.21	1		07/23/15 15:31	124-48-1	
1,1-Dichloroethane	ND	ug/L	1.0	0.050	1		07/23/15 15:31	75-34-3	
1,2-Dichloroethane	ND	ug/L	1.0	0.12	1		07/23/15 15:31	107-06-2	
1,1-Dichloroethene	ND	ug/L	1.0	0.20	1		07/23/15 15:31	75-35-4	
cis-1,2-Dichloroethene	ND	ug/L	1.0	0.080	1		07/23/15 15:31	156-59-2	
trans-1,2-Dichloroethene	ND	ug/L	1.0	0.20	1		07/23/15 15:31	156-60-5	
1,2-Dichloropropane	ND	ug/L	1.0	0.16	1		07/23/15 15:31	78-87-5	
cis-1,3-Dichloropropene	ND	ug/L	1.0	0.14	1		07/23/15 15:31	10061-01-5	
trans-1,3-Dichloropropene	ND	ug/L	1.0	0.12	1		07/23/15 15:31	10061-02-6	
Ethylbenzene	ND	ug/L	1.0	0.18	1		07/23/15 15:31	100-41-4	
2-Hexanone	ND	ug/L	10.0	1.2	1		07/23/15 15:31	591-78-6	
Methylene chloride	ND	ug/L	1.0	0.15	1		07/23/15 15:31	75-09-2	
4-Methyl-2-pentanone (MIBK)	ND	ug/L	10.0	0.42	1		07/23/15 15:31	108-10-1	
Styrene	ND	ug/L	1.0	0.12	1		07/23/15 15:31	100-42-5	
1,1,2,2-Tetrachloroethane	ND	ug/L	1.0	0.15	1		07/23/15 15:31	79-34-5	
Tetrachloroethene	ND	ug/L	1.0	0.10	1		07/23/15 15:31	127-18-4	
Toluene	ND	ug/L	1.0	0.17	1		07/23/15 15:31	108-88-3	
1,1,1-Trichloroethane	ND	ug/L	1.0	0.11	1		07/23/15 15:31	71-55-6	
1,1,2-Trichloroethane	ND	ug/L	1.0	0.20	1		07/23/15 15:31	79-00-5	
Trichloroethene	**0.38J**	ug/L	1.0	0.17	1		07/23/15 15:31	79-01-6	
Vinyl chloride	ND	ug/L	1.0	0.13	1		07/23/15 15:31	75-01-4	
Xylene (Total)	ND	ug/L	3.0	0.42	1		07/23/15 15:31	1330-20-7	
Surrogates									
4-Bromofluorobenzene (S)	99	%	80-120		1		07/23/15 15:31	460-00-4	
1,2-Dichloroethane-d4 (S)	102	%	80-120		1		07/23/15 15:31	17060-07-0	
Toluene-d8 (S)	98	%	80-120		1		07/23/15 15:31	2037-26-5	
Preservation pH	**1.0**		0.10	0.10	1		07/23/15 15:31		

REPORT OF LABORATORY ANALYSIS

This report shall not be reproduced, except in full,
without the written consent of Pace Analytical Services, Inc..

Pace Analytical Services, Inc.
9608 Loiret Blvd.
Lenexa, KS 66219
(913)599-5665

ANALYTICAL RESULTS

Project: FORT SMITH, AR
Pace Project No.: 60199015

Sample: MW-180-201507 **Lab ID: 60199015002** Collected: 07/22/15 17:10 Received: 07/23/15 02:45 Matrix: Water

Parameters	Results	Units	Report Limit	MDL	DF	Prepared	Analyzed	CAS No.	Qual
8260 MSV	Analytical Method: EPA 5030B/8260								
Acetone	**2.0J**	ug/L	10.0	1.9	1		07/23/15 15:46	67-64-1	
Benzene	ND	ug/L	1.0	0.060	1		07/23/15 15:46	71-43-2	
Bromodichloromethane	ND	ug/L	1.0	0.19	1		07/23/15 15:46	75-27-4	
Bromoform	ND	ug/L	1.0	0.070	1		07/23/15 15:46	75-25-2	
Bromomethane	ND	ug/L	5.0	0.16	1		07/23/15 15:46	74-83-9	
2-Butanone (MEK)	ND	ug/L	10.0	0.59	1		07/23/15 15:46	78-93-3	
Carbon disulfide	ND	ug/L	5.0	0.12	1		07/23/15 15:46	75-15-0	
Carbon tetrachloride	ND	ug/L	1.0	0.18	1		07/23/15 15:46	56-23-5	
Chlorobenzene	ND	ug/L	1.0	0.21	1		07/23/15 15:46	108-90-7	
Chloroethane	ND	ug/L	1.0	0.15	1		07/23/15 15:46	75-00-3	
Chloroform	ND	ug/L	1.0	0.14	1		07/23/15 15:46	67-66-3	
Chloromethane	ND	ug/L	1.0	0.080	1		07/23/15 15:46	74-87-3	
Dibromochloromethane	ND	ug/L	1.0	0.21	1		07/23/15 15:46	124-48-1	
1,1-Dichloroethane	ND	ug/L	1.0	0.050	1		07/23/15 15:46	75-34-3	
1,2-Dichloroethane	ND	ug/L	1.0	0.12	1		07/23/15 15:46	107-06-2	
1,1-Dichloroethene	**0.34J**	ug/L	1.0	0.20	1		07/23/15 15:46	75-35-4	
cis-1,2-Dichloroethene	**3.0**	ug/L	1.0	0.080	1		07/23/15 15:46	156-59-2	
trans-1,2-Dichloroethene	**0.60J**	ug/L	1.0	0.20	1		07/23/15 15:46	156-60-5	
1,2-Dichloropropane	ND	ug/L	1.0	0.16	1		07/23/15 15:46	78-87-5	
cis-1,3-Dichloropropene	ND	ug/L	1.0	0.14	1		07/23/15 15:46	10061-01-5	
trans-1,3-Dichloropropene	ND	ug/L	1.0	0.12	1		07/23/15 15:46	10061-02-6	
Ethylbenzene	ND	ug/L	1.0	0.18	1		07/23/15 15:46	100-41-4	
2-Hexanone	ND	ug/L	10.0	1.2	1		07/23/15 15:46	591-78-6	
Methylene chloride	ND	ug/L	1.0	0.15	1		07/23/15 15:46	75-09-2	
4-Methyl-2-pentanone (MIBK)	ND	ug/L	10.0	0.42	1		07/23/15 15:46	108-10-1	
Styrene	ND	ug/L	1.0	0.12	1		07/23/15 15:46	100-42-5	
1,1,2,2-Tetrachloroethane	ND	ug/L	1.0	0.15	1		07/23/15 15:46	79-34-5	
Tetrachloroethene	ND	ug/L	1.0	0.10	1		07/23/15 15:46	127-18-4	
Toluene	ND	ug/L	1.0	0.17	1		07/23/15 15:46	108-88-3	
1,1,1-Trichloroethane	ND	ug/L	1.0	0.11	1		07/23/15 15:46	71-55-6	
1,1,2-Trichloroethane	ND	ug/L	1.0	0.20	1		07/23/15 15:46	79-00-5	
Trichloroethene	**22.1**	ug/L	1.0	0.17	1		07/23/15 15:46	79-01-6	
Vinyl chloride	ND	ug/L	1.0	0.13	1		07/23/15 15:46	75-01-4	
Xylene (Total)	ND	ug/L	3.0	0.42	1		07/23/15 15:46	1330-20-7	
Surrogates									
4-Bromofluorobenzene (S)	97	%	80-120		1		07/23/15 15:46	460-00-4	
1,2-Dichloroethane-d4 (S)	101	%	80-120		1		07/23/15 15:46	17060-07-0	
Toluene-d8 (S)	99	%	80-120		1		07/23/15 15:46	2037-26-5	
Preservation pH	**1.0**		0.10	0.10	1		07/23/15 15:46		

REPORT OF LABORATORY ANALYSIS

This report shall not be reproduced, except in full,
without the written consent of Pace Analytical Services, Inc..

Pace Analytical Services, Inc.
9608 Loiret Blvd.
Lenexa, KS 66219
(913)599-5665

ANALYTICAL RESULTS

Project: FORT SMITH, AR
Pace Project No.: 60199015

Sample: MW-81-201507 **Lab ID: 60199015003** Collected: 07/22/15 08:55 Received: 07/23/15 02:45 Matrix: Water

Parameters	Results	Units	Report Limit	MDL	DF	Prepared	Analyzed	CAS No.	Qual
8260 MSV	Analytical Method: EPA 5030B/8260								
Acetone	**15.5**	ug/L	10.0	1.9	1		07/23/15 17:48	67-64-1	
Benzene	ND	ug/L	1.0	0.060	1		07/23/15 17:48	71-43-2	
Bromodichloromethane	ND	ug/L	1.0	0.19	1		07/23/15 17:48	75-27-4	
Bromoform	**2.8**	ug/L	1.0	0.070	1		07/23/15 17:48	75-25-2	
Bromomethane	**7.0**	ug/L	5.0	0.16	1		07/23/15 17:48	74-83-9	
2-Butanone (MEK)	ND	ug/L	10.0	0.59	1		07/23/15 17:48	78-93-3	
Carbon disulfide	ND	ug/L	5.0	0.12	1		07/23/15 17:48	75-15-0	
Carbon tetrachloride	ND	ug/L	1.0	0.18	1		07/23/15 17:48	56-23-5	
Chlorobenzene	ND	ug/L	1.0	0.21	1		07/23/15 17:48	108-90-7	
Chloroethane	ND	ug/L	1.0	0.15	1		07/23/15 17:48	75-00-3	
Chloroform	**0.24J**	ug/L	1.0	0.14	1		07/23/15 17:48	67-66-3	
Chloromethane	**3.6**	ug/L	1.0	0.080	1		07/23/15 17:48	74-87-3	
Dibromochloromethane	**0.22J**	ug/L	1.0	0.21	1		07/23/15 17:48	124-48-1	
1,1-Dichloroethane	ND	ug/L	1.0	0.050	1		07/23/15 17:48	75-34-3	
1,2-Dichloroethane	ND	ug/L	1.0	0.12	1		07/23/15 17:48	107-06-2	
1,1-Dichloroethene	**1.2**	ug/L	1.0	0.20	1		07/23/15 17:48	75-35-4	
cis-1,2-Dichloroethene	**7.7**	ug/L	1.0	0.080	1		07/23/15 17:48	156-59-2	
trans-1,2-Dichloroethene	**1.3**	ug/L	1.0	0.20	1		07/23/15 17:48	156-60-5	
1,2-Dichloropropane	ND	ug/L	1.0	0.16	1		07/23/15 17:48	78-87-5	
cis-1,3-Dichloropropene	ND	ug/L	1.0	0.14	1		07/23/15 17:48	10061-01-5	
trans-1,3-Dichloropropene	ND	ug/L	1.0	0.12	1		07/23/15 17:48	10061-02-6	
Ethylbenzene	ND	ug/L	1.0	0.18	1		07/23/15 17:48	100-41-4	
2-Hexanone	ND	ug/L	10.0	1.2	1		07/23/15 17:48	591-78-6	
Methylene chloride	ND	ug/L	1.0	0.15	1		07/23/15 17:48	75-09-2	
4-Methyl-2-pentanone (MIBK)	ND	ug/L	10.0	0.42	1		07/23/15 17:48	108-10-1	
Styrene	ND	ug/L	1.0	0.12	1		07/23/15 17:48	100-42-5	
1,1,2,2-Tetrachloroethane	ND	ug/L	1.0	0.15	1		07/23/15 17:48	79-34-5	
Tetrachloroethene	ND	ug/L	1.0	0.10	1		07/23/15 17:48	127-18-4	
Toluene	ND	ug/L	1.0	0.17	1		07/23/15 17:48	108-88-3	
1,1,1-Trichloroethane	ND	ug/L	1.0	0.11	1		07/23/15 17:48	71-55-6	
1,1,2-Trichloroethane	ND	ug/L	1.0	0.20	1		07/23/15 17:48	79-00-5	
Trichloroethene	**275**	ug/L	5.0	0.85	5		07/25/15 00:52	79-01-6	
Vinyl chloride	ND	ug/L	1.0	0.13	1		07/23/15 17:48	75-01-4	
Xylene (Total)	ND	ug/L	3.0	0.42	1		07/23/15 17:48	1330-20-7	
Surrogates									
4-Bromofluorobenzene (S)	100	%	80-120		1		07/23/15 17:48	460-00-4	
1,2-Dichloroethane-d4 (S)	104	%	80-120		1		07/23/15 17:48	17060-07-0	
Toluene-d8 (S)	100	%	80-120		1		07/23/15 17:48	2037-26-5	
Preservation pH	**5.0**		0.10	0.10	1		07/23/15 17:48		

REPORT OF LABORATORY ANALYSIS

This report shall not be reproduced, except in full,
without the written consent of Pace Analytical Services, Inc..

Pace Analytical Services, Inc.
9608 Loiret Blvd.
Lenexa, KS 66219
(913)599-5665

ANALYTICAL RESULTS

Project: FORT SMITH, AR
Pace Project No.: 60199015

Sample: MW-82-201507 **Lab ID: 60199015004** Collected: 07/22/15 09:10 Received: 07/23/15 02:45 Matrix: Water

Parameters	Results	Units	Report Limit	MDL	DF	Prepared	Analyzed	CAS No.	Qual
8260 MSV	Analytical Method: EPA 5030B/8260								
Acetone	**17.8**	ug/L	10.0	1.9	1		07/23/15 16:16	67-64-1	
Benzene	**0.11J**	ug/L	1.0	0.060	1		07/23/15 16:16	71-43-2	
Bromodichloromethane	ND	ug/L	1.0	0.19	1		07/23/15 16:16	75-27-4	
Bromoform	ND	ug/L	1.0	0.070	1		07/23/15 16:16	75-25-2	
Bromomethane	ND	ug/L	5.0	0.16	1		07/23/15 16:16	74-83-9	
2-Butanone (MEK)	**3.6J**	ug/L	10.0	0.59	1		07/23/15 16:16	78-93-3	
Carbon disulfide	**1.1J**	ug/L	5.0	0.12	1		07/23/15 16:16	75-15-0	
Carbon tetrachloride	ND	ug/L	1.0	0.18	1		07/23/15 16:16	56-23-5	
Chlorobenzene	ND	ug/L	1.0	0.21	1		07/23/15 16:16	108-90-7	
Chloroethane	ND	ug/L	1.0	0.15	1		07/23/15 16:16	75-00-3	
Chloroform	ND	ug/L	1.0	0.14	1		07/23/15 16:16	67-66-3	
Chloromethane	ND	ug/L	1.0	0.080	1		07/23/15 16:16	74-87-3	
Dibromochloromethane	ND	ug/L	1.0	0.21	1		07/23/15 16:16	124-48-1	
1,1-Dichloroethane	ND	ug/L	1.0	0.050	1		07/23/15 16:16	75-34-3	
1,2-Dichloroethane	ND	ug/L	1.0	0.12	1		07/23/15 16:16	107-06-2	
1,1-Dichloroethene	ND	ug/L	1.0	0.20	1		07/23/15 16:16	75-35-4	
cis-1,2-Dichloroethene	ND	ug/L	1.0	0.080	1		07/23/15 16:16	156-59-2	
trans-1,2-Dichloroethene	ND	ug/L	1.0	0.20	1		07/23/15 16:16	156-60-5	
1,2-Dichloropropane	ND	ug/L	1.0	0.16	1		07/23/15 16:16	78-87-5	
cis-1,3-Dichloropropene	ND	ug/L	1.0	0.14	1		07/23/15 16:16	10061-01-5	
trans-1,3-Dichloropropene	ND	ug/L	1.0	0.12	1		07/23/15 16:16	10061-02-6	
Ethylbenzene	ND	ug/L	1.0	0.18	1		07/23/15 16:16	100-41-4	
2-Hexanone	ND	ug/L	10.0	1.2	1		07/23/15 16:16	591-78-6	
Methylene chloride	ND	ug/L	1.0	0.15	1		07/23/15 16:16	75-09-2	
4-Methyl-2-pentanone (MIBK)	ND	ug/L	10.0	0.42	1		07/23/15 16:16	108-10-1	
Styrene	ND	ug/L	1.0	0.12	1		07/23/15 16:16	100-42-5	
1,1,2,2-Tetrachloroethane	ND	ug/L	1.0	0.15	1		07/23/15 16:16	79-34-5	
Tetrachloroethene	ND	ug/L	1.0	0.10	1		07/23/15 16:16	127-18-4	
Toluene	ND	ug/L	1.0	0.17	1		07/23/15 16:16	108-88-3	
1,1,1-Trichloroethane	ND	ug/L	1.0	0.11	1		07/23/15 16:16	71-55-6	
1,1,2-Trichloroethane	ND	ug/L	1.0	0.20	1		07/23/15 16:16	79-00-5	
Trichloroethene	**5.3**	ug/L	1.0	0.17	1		07/23/15 16:16	79-01-6	
Vinyl chloride	ND	ug/L	1.0	0.13	1		07/23/15 16:16	75-01-4	
Xylene (Total)	ND	ug/L	3.0	0.42	1		07/23/15 16:16	1330-20-7	
Surrogates									
4-Bromofluorobenzene (S)	99	%	80-120		1		07/23/15 16:16	460-00-4	
1,2-Dichloroethane-d4 (S)	98	%	80-120		1		07/23/15 16:16	17060-07-0	
Toluene-d8 (S)	97	%	80-120		1		07/23/15 16:16	2037-26-5	
Preservation pH	**1.0**		0.10	0.10	1		07/23/15 16:16		

REPORT OF LABORATORY ANALYSIS

This report shall not be reproduced, except in full,
without the written consent of Pace Analytical Services, Inc..

Pace Analytical Services, Inc.
9608 Loiret Blvd.
Lenexa, KS 66219
(913)599-5665

ANALYTICAL RESULTS

Project: FORT SMITH, AR
Pace Project No.: 60199015

Sample: MW-83-201507 **Lab ID: 60199015005** Collected: 07/22/15 14:00 Received: 07/23/15 02:45 Matrix: Water

Parameters	Results	Units	Report Limit	MDL	DF	Prepared	Analyzed	CAS No.	Qual
8260 MSV	Analytical Method: EPA 5030B/8260								
Acetone	**19.6**	ug/L	10.0	1.9	1		07/23/15 18:03	67-64-1	
Benzene	ND	ug/L	1.0	0.060	1		07/23/15 18:03	71-43-2	
Bromodichloromethane	ND	ug/L	1.0	0.19	1		07/23/15 18:03	75-27-4	
Bromoform	**0.19J**	ug/L	1.0	0.070	1		07/23/15 18:03	75-25-2	
Bromomethane	**0.75J**	ug/L	5.0	0.16	1		07/23/15 18:03	74-83-9	
2-Butanone (MEK)	ND	ug/L	10.0	0.59	1		07/23/15 18:03	78-93-3	
Carbon disulfide	ND	ug/L	5.0	0.12	1		07/23/15 18:03	75-15-0	
Carbon tetrachloride	ND	ug/L	1.0	0.18	1		07/23/15 18:03	56-23-5	
Chlorobenzene	ND	ug/L	1.0	0.21	1		07/23/15 18:03	108-90-7	
Chloroethane	ND	ug/L	1.0	0.15	1		07/23/15 18:03	75-00-3	
Chloroform	ND	ug/L	1.0	0.14	1		07/23/15 18:03	67-66-3	
Chloromethane	**0.35J**	ug/L	1.0	0.080	1		07/23/15 18:03	74-87-3	
Dibromochloromethane	ND	ug/L	1.0	0.21	1		07/23/15 18:03	124-48-1	
1,1-Dichloroethane	ND	ug/L	1.0	0.050	1		07/23/15 18:03	75-34-3	
1,2-Dichloroethane	ND	ug/L	1.0	0.12	1		07/23/15 18:03	107-06-2	
1,1-Dichloroethene	ND	ug/L	1.0	0.20	1		07/23/15 18:03	75-35-4	
cis-1,2-Dichloroethene	**0.49J**	ug/L	1.0	0.080	1		07/23/15 18:03	156-59-2	
trans-1,2-Dichloroethene	ND	ug/L	1.0	0.20	1		07/23/15 18:03	156-60-5	
1,2-Dichloropropane	ND	ug/L	1.0	0.16	1		07/23/15 18:03	78-87-5	
cis-1,3-Dichloropropene	ND	ug/L	1.0	0.14	1		07/23/15 18:03	10061-01-5	
trans-1,3-Dichloropropene	ND	ug/L	1.0	0.12	1		07/23/15 18:03	10061-02-6	
Ethylbenzene	ND	ug/L	1.0	0.18	1		07/23/15 18:03	100-41-4	
2-Hexanone	ND	ug/L	10.0	1.2	1		07/23/15 18:03	591-78-6	
Methylene chloride	ND	ug/L	1.0	0.15	1		07/23/15 18:03	75-09-2	
4-Methyl-2-pentanone (MIBK)	ND	ug/L	10.0	0.42	1		07/23/15 18:03	108-10-1	
Styrene	ND	ug/L	1.0	0.12	1		07/23/15 18:03	100-42-5	
1,1,2,2-Tetrachloroethane	ND	ug/L	1.0	0.15	1		07/23/15 18:03	79-34-5	
Tetrachloroethene	ND	ug/L	1.0	0.10	1		07/23/15 18:03	127-18-4	
Toluene	ND	ug/L	1.0	0.17	1		07/23/15 18:03	108-88-3	
1,1,1-Trichloroethane	ND	ug/L	1.0	0.11	1		07/23/15 18:03	71-55-6	
1,1,2-Trichloroethane	ND	ug/L	1.0	0.20	1		07/23/15 18:03	79-00-5	
Trichloroethene	**27.9**	ug/L	1.0	0.17	1		07/23/15 18:03	79-01-6	
Vinyl chloride	ND	ug/L	1.0	0.13	1		07/23/15 18:03	75-01-4	
Xylene (Total)	ND	ug/L	3.0	0.42	1		07/23/15 18:03	1330-20-7	
Surrogates									
4-Bromofluorobenzene (S)	99	%	80-120		1		07/23/15 18:03	460-00-4	
1,2-Dichloroethane-d4 (S)	101	%	80-120		1		07/23/15 18:03	17060-07-0	
Toluene-d8 (S)	97	%	80-120		1		07/23/15 18:03	2037-26-5	
Preservation pH	**3.0**		0.10	0.10	1		07/23/15 18:03		

REPORT OF LABORATORY ANALYSIS

This report shall not be reproduced, except in full,
without the written consent of Pace Analytical Services, Inc..

Pace Analytical Services, Inc.
9608 Loiret Blvd.
Lenexa, KS 66219
(913)599-5665

ANALYTICAL RESULTS

Project: FORT SMITH, AR
Pace Project No.: 60199015

Sample: MW-179-201507 **Lab ID: 60199015006** Collected: 07/22/15 16:10 Received: 07/23/15 02:45 Matrix: Water

Parameters	Results	Units	Report Limit	MDL	DF	Prepared	Analyzed	CAS No.	Qual
8260 MSV	Analytical Method: EPA 5030B/8260								
Acetone	**5.1J**	ug/L	10.0	1.9	1		07/23/15 16:31	67-64-1	
Benzene	**0.17J**	ug/L	1.0	0.060	1		07/23/15 16:31	71-43-2	
Bromodichloromethane	ND	ug/L	1.0	0.19	1		07/23/15 16:31	75-27-4	
Bromoform	ND	ug/L	1.0	0.070	1		07/23/15 16:31	75-25-2	
Bromomethane	ND	ug/L	5.0	0.16	1		07/23/15 16:31	74-83-9	
2-Butanone (MEK)	ND	ug/L	10.0	0.59	1		07/23/15 16:31	78-93-3	
Carbon disulfide	**0.18J**	ug/L	5.0	0.12	1		07/23/15 16:31	75-15-0	
Carbon tetrachloride	ND	ug/L	1.0	0.18	1		07/23/15 16:31	56-23-5	
Chlorobenzene	ND	ug/L	1.0	0.21	1		07/23/15 16:31	108-90-7	
Chloroethane	ND	ug/L	1.0	0.15	1		07/23/15 16:31	75-00-3	
Chloroform	**0.14J**	ug/L	1.0	0.14	1		07/23/15 16:31	67-66-3	
Chloromethane	ND	ug/L	1.0	0.080	1		07/23/15 16:31	74-87-3	
Dibromochloromethane	ND	ug/L	1.0	0.21	1		07/23/15 16:31	124-48-1	
1,1-Dichloroethane	ND	ug/L	1.0	0.050	1		07/23/15 16:31	75-34-3	
1,2-Dichloroethane	ND	ug/L	1.0	0.12	1		07/23/15 16:31	107-06-2	
1,1-Dichloroethene	**0.44J**	ug/L	1.0	0.20	1		07/23/15 16:31	75-35-4	
cis-1,2-Dichloroethene	**1.1**	ug/L	1.0	0.080	1		07/23/15 16:31	156-59-2	
trans-1,2-Dichloroethene	ND	ug/L	1.0	0.20	1		07/23/15 16:31	156-60-5	
1,2-Dichloropropane	ND	ug/L	1.0	0.16	1		07/23/15 16:31	78-87-5	
cis-1,3-Dichloropropene	ND	ug/L	1.0	0.14	1		07/23/15 16:31	10061-01-5	
trans-1,3-Dichloropropene	ND	ug/L	1.0	0.12	1		07/23/15 16:31	10061-02-6	
Ethylbenzene	ND	ug/L	1.0	0.18	1		07/23/15 16:31	100-41-4	
2-Hexanone	ND	ug/L	10.0	1.2	1		07/23/15 16:31	591-78-6	
Methylene chloride	ND	ug/L	1.0	0.15	1		07/23/15 16:31	75-09-2	
4-Methyl-2-pentanone (MIBK)	ND	ug/L	10.0	0.42	1		07/23/15 16:31	108-10-1	
Styrene	ND	ug/L	1.0	0.12	1		07/23/15 16:31	100-42-5	
1,1,2,2-Tetrachloroethane	ND	ug/L	1.0	0.15	1		07/23/15 16:31	79-34-5	
Tetrachloroethene	ND	ug/L	1.0	0.10	1		07/23/15 16:31	127-18-4	
Toluene	ND	ug/L	1.0	0.17	1		07/23/15 16:31	108-88-3	
1,1,1-Trichloroethane	ND	ug/L	1.0	0.11	1		07/23/15 16:31	71-55-6	
1,1,2-Trichloroethane	ND	ug/L	1.0	0.20	1		07/23/15 16:31	79-00-5	
Trichloroethene	**27.3**	ug/L	1.0	0.17	1		07/23/15 16:31	79-01-6	
Vinyl chloride	ND	ug/L	1.0	0.13	1		07/23/15 16:31	75-01-4	
Xylene (Total)	ND	ug/L	3.0	0.42	1		07/23/15 16:31	1330-20-7	
Surrogates									
4-Bromofluorobenzene (S)	101	%	80-120		1		07/23/15 16:31	460-00-4	
1,2-Dichloroethane-d4 (S)	101	%	80-120		1		07/23/15 16:31	17060-07-0	
Toluene-d8 (S)	97	%	80-120		1		07/23/15 16:31	2037-26-5	
Preservation pH	**1.0**		0.10	0.10	1		07/23/15 16:31		

REPORT OF LABORATORY ANALYSIS

This report shall not be reproduced, except in full,
without the written consent of Pace Analytical Services, Inc..

Pace Analytical Services, Inc.
9608 Loiret Blvd.
Lenexa, KS 66219
(913)599-5665

ANALYTICAL RESULTS

Project: FORT SMITH, AR
Pace Project No.: 60199015

Sample: MW-178-201507 **Lab ID: 60199015007** Collected: 07/22/15 15:20 Received: 07/23/15 02:45 Matrix: Water

Parameters	Results	Units	Report Limit	MDL	DF	Prepared	Analyzed	CAS No.	Qual
8260 MSV	Analytical Method: EPA 5030B/8260								
Acetone	**10.4**	ug/L	10.0	1.9	1		07/23/15 16:01	67-64-1	
Benzene	**0.23J**	ug/L	1.0	0.060	1		07/23/15 16:01	71-43-2	
Bromodichloromethane	ND	ug/L	1.0	0.19	1		07/23/15 16:01	75-27-4	
Bromoform	ND	ug/L	1.0	0.070	1		07/23/15 16:01	75-25-2	
Bromomethane	ND	ug/L	5.0	0.16	1		07/23/15 16:01	74-83-9	
2-Butanone (MEK)	ND	ug/L	10.0	0.59	1		07/23/15 16:01	78-93-3	
Carbon disulfide	**0.18J**	ug/L	5.0	0.12	1		07/23/15 16:01	75-15-0	
Carbon tetrachloride	ND	ug/L	1.0	0.18	1		07/23/15 16:01	56-23-5	
Chlorobenzene	ND	ug/L	1.0	0.21	1		07/23/15 16:01	108-90-7	
Chloroethane	ND	ug/L	1.0	0.15	1		07/23/15 16:01	75-00-3	
Chloroform	ND	ug/L	1.0	0.14	1		07/23/15 16:01	67-66-3	
Chloromethane	ND	ug/L	1.0	0.080	1		07/23/15 16:01	74-87-3	
Dibromochloromethane	ND	ug/L	1.0	0.21	1		07/23/15 16:01	124-48-1	
1,1-Dichloroethane	ND	ug/L	1.0	0.050	1		07/23/15 16:01	75-34-3	
1,2-Dichloroethane	ND	ug/L	1.0	0.12	1		07/23/15 16:01	107-06-2	
1,1-Dichloroethene	**0.28J**	ug/L	1.0	0.20	1		07/23/15 16:01	75-35-4	
cis-1,2-Dichloroethene	**1.1**	ug/L	1.0	0.080	1		07/23/15 16:01	156-59-2	
trans-1,2-Dichloroethene	ND	ug/L	1.0	0.20	1		07/23/15 16:01	156-60-5	
1,2-Dichloropropane	ND	ug/L	1.0	0.16	1		07/23/15 16:01	78-87-5	
cis-1,3-Dichloropropene	ND	ug/L	1.0	0.14	1		07/23/15 16:01	10061-01-5	
trans-1,3-Dichloropropene	ND	ug/L	1.0	0.12	1		07/23/15 16:01	10061-02-6	
Ethylbenzene	ND	ug/L	1.0	0.18	1		07/23/15 16:01	100-41-4	
2-Hexanone	ND	ug/L	10.0	1.2	1		07/23/15 16:01	591-78-6	
Methylene chloride	ND	ug/L	1.0	0.15	1		07/23/15 16:01	75-09-2	
4-Methyl-2-pentanone (MIBK)	ND	ug/L	10.0	0.42	1		07/23/15 16:01	108-10-1	
Styrene	ND	ug/L	1.0	0.12	1		07/23/15 16:01	100-42-5	
1,1,2,2-Tetrachloroethane	ND	ug/L	1.0	0.15	1		07/23/15 16:01	79-34-5	
Tetrachloroethene	ND	ug/L	1.0	0.10	1		07/23/15 16:01	127-18-4	
Toluene	ND	ug/L	1.0	0.17	1		07/23/15 16:01	108-88-3	
1,1,1-Trichloroethane	ND	ug/L	1.0	0.11	1		07/23/15 16:01	71-55-6	
1,1,2-Trichloroethane	ND	ug/L	1.0	0.20	1		07/23/15 16:01	79-00-5	
Trichloroethene	**4.6**	ug/L	1.0	0.17	1		07/23/15 16:01	79-01-6	
Vinyl chloride	ND	ug/L	1.0	0.13	1		07/23/15 16:01	75-01-4	
Xylene (Total)	ND	ug/L	3.0	0.42	1		07/23/15 16:01	1330-20-7	
Surrogates									
4-Bromofluorobenzene (S)	101	%	80-120		1		07/23/15 16:01	460-00-4	
1,2-Dichloroethane-d4 (S)	97	%	80-120		1		07/23/15 16:01	17060-07-0	
Toluene-d8 (S)	100	%	80-120		1		07/23/15 16:01	2037-26-5	
Preservation pH	**1.0**		0.10	0.10	1		07/23/15 16:01		

REPORT OF LABORATORY ANALYSIS

This report shall not be reproduced, except in full,
without the written consent of Pace Analytical Services, Inc..

Pace Analytical Services, Inc.
9608 Loiret Blvd.
Lenexa, KS 66219
(913)599-5665

QUALITY CONTROL DATA

Project: FORT SMITH, AR
Pace Project No.: 60199015

QC Batch: MSV/70779 Analysis Method: EPA 5030B/8260
QC Batch Method: EPA 5030B/8260 Analysis Description: 8260 MSV Water 10 mL Purge
Associated Lab Samples: 60199015001, 60199015002, 60199015004, 60199015006, 60199015007

METHOD BLANK: 1605673 Matrix: Water
Associated Lab Samples: 60199015001, 60199015002, 60199015004, 60199015006, 60199015007

Parameter	Units	Blank Result	Reporting Limit	Analyzed	Qualifiers
1,1,1-Trichloroethane	ug/L	ND	1.0	07/23/15 14:46	
1,1,2,2-Tetrachloroethane	ug/L	ND	1.0	07/23/15 14:46	
1,1,2-Trichloroethane	ug/L	ND	1.0	07/23/15 14:46	
1,1-Dichloroethane	ug/L	ND	1.0	07/23/15 14:46	
1,1-Dichloroethene	ug/L	ND	1.0	07/23/15 14:46	
1,2-Dichloroethane	ug/L	ND	1.0	07/23/15 14:46	
1,2-Dichloropropane	ug/L	ND	1.0	07/23/15 14:46	
2-Butanone (MEK)	ug/L	ND	10.0	07/23/15 14:46	
2-Hexanone	ug/L	ND	10.0	07/23/15 14:46	
4-Methyl-2-pentanone (MIBK)	ug/L	ND	10.0	07/23/15 14:46	
Acetone	ug/L	ND	10.0	07/23/15 14:46	
Benzene	ug/L	ND	1.0	07/23/15 14:46	
Bromodichloromethane	ug/L	ND	1.0	07/23/15 14:46	
Bromoform	ug/L	ND	1.0	07/23/15 14:46	
Bromomethane	ug/L	ND	5.0	07/23/15 14:46	
Carbon disulfide	ug/L	ND	5.0	07/23/15 14:46	
Carbon tetrachloride	ug/L	ND	1.0	07/23/15 14:46	
Chlorobenzene	ug/L	ND	1.0	07/23/15 14:46	
Chloroethane	ug/L	ND	1.0	07/23/15 14:46	
Chloroform	ug/L	ND	1.0	07/23/15 14:46	
Chloromethane	ug/L	ND	1.0	07/23/15 14:46	
cis-1,2-Dichloroethene	ug/L	ND	1.0	07/23/15 14:46	
cis-1,3-Dichloropropene	ug/L	ND	1.0	07/23/15 14:46	
Dibromochloromethane	ug/L	ND	1.0	07/23/15 14:46	
Ethylbenzene	ug/L	ND	1.0	07/23/15 14:46	
Methylene chloride	ug/L	ND	1.0	07/23/15 14:46	
Styrene	ug/L	ND	1.0	07/23/15 14:46	
Tetrachloroethene	ug/L	ND	1.0	07/23/15 14:46	
Toluene	ug/L	ND	1.0	07/23/15 14:46	
trans-1,2-Dichloroethene	ug/L	ND	1.0	07/23/15 14:46	
trans-1,3-Dichloropropene	ug/L	ND	1.0	07/23/15 14:46	
Trichloroethene	ug/L	ND	1.0	07/23/15 14:46	
Vinyl chloride	ug/L	ND	1.0	07/23/15 14:46	
Xylene (Total)	ug/L	ND	3.0	07/23/15 14:46	
1,2-Dichloroethane-d4 (S)	%	96	80-120	07/23/15 14:46	
4-Bromofluorobenzene (S)	%	98	80-120	07/23/15 14:46	
Toluene-d8 (S)	%	97	80-120	07/23/15 14:46	

Results presented on this page are in the units indicated by the "Units" column except where an alternate unit is presented to the right of the result.

REPORT OF LABORATORY ANALYSIS

This report shall not be reproduced, except in full,
without the written consent of Pace Analytical Services, Inc..

Pace Analytical Services, Inc.
9608 Loiret Blvd.
Lenexa, KS 66219
(913)599-5665

QUALITY CONTROL DATA

Project: FORT SMITH, AR
Pace Project No.: 60199015

LABORATORY CONTROL SAMPLE: 1605674

Parameter	Units	Spike Conc.	LCS Result	LCS % Rec	% Rec Limits	Qualifiers
1,1,1-Trichloroethane	ug/L	20	20.4	102	80-120	
1,1,2,2-Tetrachloroethane	ug/L	20	19.4	97	73-121	
1,1,2-Trichloroethane	ug/L	20	19.8	99	80-120	
1,1-Dichloroethane	ug/L	20	21.0	105	80-120	
1,1-Dichloroethene	ug/L	20	18.9	95	80-120	
1,2-Dichloroethane	ug/L	20	20.4	102	81-120	
1,2-Dichloropropane	ug/L	20	20.2	101	80-120	
2-Butanone (MEK)	ug/L	100	103	103	67-122	
2-Hexanone	ug/L	100	101	101	75-121	
4-Methyl-2-pentanone (MIBK)	ug/L	100	108	108	76-120	
Acetone	ug/L	100	101	101	72-120	
Benzene	ug/L	20	21.5	107	80-120	
Bromodichloromethane	ug/L	20	20.4	102	80-120	
Bromoform	ug/L	20	18.8	94	73-138	
Bromomethane	ug/L	20	22.1	110	38-137	
Carbon disulfide	ug/L	20	19.0	95	71-129	
Carbon tetrachloride	ug/L	20	19.3	97	67-146	
Chlorobenzene	ug/L	20	19.9	99	80-120	
Chloroethane	ug/L	20	19.3	97	76-120	
Chloroform	ug/L	20	18.7	93	80-120	
Chloromethane	ug/L	20	16.5	82	34-165	
cis-1,2-Dichloroethene	ug/L	20	19.7	98	80-120	
cis-1,3-Dichloropropene	ug/L	20	20.3	101	80-120	
Dibromochloromethane	ug/L	20	19.6	98	80-126	
Ethylbenzene	ug/L	20	19.7	99	80-120	
Methylene chloride	ug/L	20	20.3	101	80-120	
Styrene	ug/L	20	20.0	100	80-123	
Tetrachloroethene	ug/L	20	19.0	95	80-123	
Toluene	ug/L	20	20.1	100	80-120	
trans-1,2-Dichloroethene	ug/L	20	19.3	97	80-120	
trans-1,3-Dichloropropene	ug/L	20	19.8	99	80-129	
Trichloroethene	ug/L	20	20.3	101	80-120	
Vinyl chloride	ug/L	20	18.5	93	62-125	
Xylene (Total)	ug/L	60	61.8	103	80-120	
1,2-Dichloroethane-d4 (S)	%			96	80-120	
4-Bromofluorobenzene (S)	%			99	80-120	
Toluene-d8 (S)	%			97	80-120	

Results presented on this page are in the units indicated by the "Units" column except where an alternate unit is presented to the right of the result.

REPORT OF LABORATORY ANALYSIS

This report shall not be reproduced, except in full,
without the written consent of Pace Analytical Services, Inc..

Pace Analytical Services, Inc.
9608 Loiret Blvd.
Lenexa, KS 66219
(913)599-5665

QUALITY CONTROL DATA

Project: FORT SMITH, AR
Pace Project No.: 60199015

QC Batch: MSV/70778
QC Batch Method: EPA 5030B/8260
Analysis Method: EPA 5030B/8260
Analysis Description: 8260 MSV Water 7 day
Associated Lab Samples: 60199015003, 60199015005

METHOD BLANK: 1605671
Matrix: Water
Associated Lab Samples: 60199015003, 60199015005

Parameter	Units	Blank Result	Reporting Limit	Analyzed	Qualifiers
1,1,1-Trichloroethane	ug/L	ND	1.0	07/23/15 14:46	
1,1,2,2-Tetrachloroethane	ug/L	ND	1.0	07/23/15 14:46	
1,1,2-Trichloroethane	ug/L	ND	1.0	07/23/15 14:46	
1,1-Dichloroethane	ug/L	ND	1.0	07/23/15 14:46	
1,1-Dichloroethene	ug/L	ND	1.0	07/23/15 14:46	
1,2-Dichloroethane	ug/L	ND	1.0	07/23/15 14:46	
1,2-Dichloropropane	ug/L	ND	1.0	07/23/15 14:46	
2-Butanone (MEK)	ug/L	ND	10.0	07/23/15 14:46	
2-Hexanone	ug/L	ND	10.0	07/23/15 14:46	
4-Methyl-2-pentanone (MIBK)	ug/L	ND	10.0	07/23/15 14:46	
Acetone	ug/L	ND	10.0	07/23/15 14:46	
Benzene	ug/L	ND	1.0	07/23/15 14:46	
Bromodichloromethane	ug/L	ND	1.0	07/23/15 14:46	
Bromoform	ug/L	ND	1.0	07/23/15 14:46	
Bromomethane	ug/L	ND	5.0	07/23/15 14:46	
Carbon disulfide	ug/L	ND	5.0	07/23/15 14:46	
Carbon tetrachloride	ug/L	ND	1.0	07/23/15 14:46	
Chlorobenzene	ug/L	ND	1.0	07/23/15 14:46	
Chloroethane	ug/L	ND	1.0	07/23/15 14:46	
Chloroform	ug/L	ND	1.0	07/23/15 14:46	
Chloromethane	ug/L	ND	1.0	07/23/15 14:46	
cis-1,2-Dichloroethene	ug/L	ND	1.0	07/23/15 14:46	
cis-1,3-Dichloropropene	ug/L	ND	1.0	07/23/15 14:46	
Dibromochloromethane	ug/L	ND	1.0	07/23/15 14:46	
Ethylbenzene	ug/L	ND	1.0	07/23/15 14:46	
Methylene chloride	ug/L	ND	1.0	07/23/15 14:46	
Styrene	ug/L	ND	1.0	07/23/15 14:46	
Tetrachloroethene	ug/L	ND	1.0	07/23/15 14:46	
Toluene	ug/L	ND	1.0	07/23/15 14:46	
trans-1,2-Dichloroethene	ug/L	ND	1.0	07/23/15 14:46	
trans-1,3-Dichloropropene	ug/L	ND	1.0	07/23/15 14:46	
Trichloroethene	ug/L	ND	1.0	07/23/15 14:46	
Vinyl chloride	ug/L	ND	1.0	07/23/15 14:46	
Xylene (Total)	ug/L	ND	3.0	07/23/15 14:46	
1,2-Dichloroethane-d4 (S)	%	96	80-120	07/23/15 14:46	
4-Bromofluorobenzene (S)	%	98	80-120	07/23/15 14:46	
Toluene-d8 (S)	%	97	80-120	07/23/15 14:46	

Results presented on this page are in the units indicated by the "Units" column except where an alternate unit is presented to the right of the result.

REPORT OF LABORATORY ANALYSIS

This report shall not be reproduced, except in full,
without the written consent of Pace Analytical Services, Inc..

Pace Analytical Services, Inc.
9608 Loiret Blvd.
Lenexa, KS 66219
(913)599-5665

QUALITY CONTROL DATA

Project: FORT SMITH, AR
Pace Project No.: 60199015

LABORATORY CONTROL SAMPLE: 1605672

Parameter	Units	Spike Conc.	LCS Result	LCS % Rec	% Rec Limits	Qualifiers
1,1,1-Trichloroethane	ug/L	20	20.4	102	80-120	
1,1,2,2-Tetrachloroethane	ug/L	20	19.4	97	73-121	
1,1,2-Trichloroethane	ug/L	20	19.8	99	80-120	
1,1-Dichloroethane	ug/L	20	21.0	105	80-120	
1,1-Dichloroethene	ug/L	20	18.9	95	80-120	
1,2-Dichloroethane	ug/L	20	20.4	102	81-120	
1,2-Dichloropropane	ug/L	20	20.2	101	80-120	
2-Butanone (MEK)	ug/L	100	103	103	67-122	
2-Hexanone	ug/L	100	101	101	75-121	
4-Methyl-2-pentanone (MIBK)	ug/L	100	108	108	76-120	
Acetone	ug/L	100	101	101	72-120	
Benzene	ug/L	20	21.5	107	80-120	
Bromodichloromethane	ug/L	20	20.4	102	80-120	
Bromoform	ug/L	20	18.8	94	73-138	
Bromomethane	ug/L	20	22.1	110	38-137	
Carbon disulfide	ug/L	20	19.0	95	71-129	
Carbon tetrachloride	ug/L	20	19.3	97	67-146	
Chlorobenzene	ug/L	20	19.9	99	80-120	
Chloroethane	ug/L	20	19.3	97	76-120	
Chloroform	ug/L	20	18.7	93	80-120	
Chloromethane	ug/L	20	16.5	82	34-165	
cis-1,2-Dichloroethene	ug/L	20	19.7	98	80-120	
cis-1,3-Dichloropropene	ug/L	20	20.3	101	80-120	
Dibromochloromethane	ug/L	20	19.6	98	80-126	
Ethylbenzene	ug/L	20	19.7	99	80-120	
Methylene chloride	ug/L	20	20.3	101	80-120	
Styrene	ug/L	20	20.0	100	80-123	
Tetrachloroethene	ug/L	20	19.0	95	80-123	
Toluene	ug/L	20	20.1	100	80-120	
trans-1,2-Dichloroethene	ug/L	20	19.3	97	80-120	
trans-1,3-Dichloropropene	ug/L	20	19.8	99	80-129	
Trichloroethene	ug/L	20	20.3	101	80-120	
Vinyl chloride	ug/L	20	18.5	93	62-125	
Xylene (Total)	ug/L	60	61.8	103	80-120	
1,2-Dichloroethane-d4 (S)	%			96	80-120	
4-Bromofluorobenzene (S)	%			99	80-120	
Toluene-d8 (S)	%			97	80-120	

Results presented on this page are in the units indicated by the "Units" column except where an alternate unit is presented to the right of the result.

REPORT OF LABORATORY ANALYSIS

This report shall not be reproduced, except in full,
without the written consent of Pace Analytical Services, Inc..

Pace Analytical Services, Inc.
9608 Loiret Blvd.
Lenexa, KS 66219
(913)599-5665

QUALITY CONTROL DATA

Project: FORT SMITH, AR
Pace Project No.: 60199015

QC Batch: MSV/70815
QC Batch Method: EPA 5030B/8260
Analysis Method: EPA 5030B/8260
Analysis Description: 8260 MSV Water 7 day
Associated Lab Samples: 60199015003

METHOD BLANK: 1606709
Matrix: Water
Associated Lab Samples: 60199015003

Parameter	Units	Blank Result	Reporting Limit	Analyzed	Qualifiers
Trichloroethene	ug/L	ND	1.0	07/24/15 20:53	
1,2-Dichloroethane-d4 (S)	%	99	80-120	07/24/15 20:53	
4-Bromofluorobenzene (S)	%	98	80-120	07/24/15 20:53	
Toluene-d8 (S)	%	99	80-120	07/24/15 20:53	

LABORATORY CONTROL SAMPLE: 1606710

Parameter	Units	Spike Conc.	LCS Result	LCS % Rec	% Rec Limits	Qualifiers
Trichloroethene	ug/L	20	21.2	106	80-120	
1,2-Dichloroethane-d4 (S)	%			99	80-120	
4-Bromofluorobenzene (S)	%			98	80-120	
Toluene-d8 (S)	%			98	80-120	

Results presented on this page are in the units indicated by the "Units" column except where an alternate unit is presented to the right of the result.

REPORT OF LABORATORY ANALYSIS

This report shall not be reproduced, except in full,
without the written consent of Pace Analytical Services, Inc..

Pace Analytical Services, Inc.
9608 Loiret Blvd.
Lenexa, KS 66219
(913)599-5665

QUALIFIERS

Project: FORT SMITH, AR
Pace Project No.: 60199015

DEFINITIONS

DF - Dilution Factor, if reported, represents the factor applied to the reported data due to dilution of the sample aliquot.

ND - Not Detected at or above adjusted reporting limit.

J - Estimated concentration above the adjusted method detection limit and below the adjusted reporting limit.

MDL - Adjusted Method Detection Limit.

PQL - Practical Quantitation Limit.

RL - Reporting Limit.

S - Surrogate

1,2-Diphenylhydrazine decomposes to and cannot be separated from Azobenzene using Method 8270. The result for each analyte is a combined concentration.

Consistent with EPA guidelines, unrounded data are displayed and have been used to calculate % recovery and RPD values.

LCS(D) - Laboratory Control Sample (Duplicate)

MS(D) - Matrix Spike (Duplicate)

DUP - Sample Duplicate

RPD - Relative Percent Difference

NC - Not Calculable.

SG - Silica Gel - Clean-Up

U - Indicates the compound was analyzed for, but not detected.

N-Nitrosodiphenylamine decomposes and cannot be separated from Diphenylamine using Method 8270. The result reported for each analyte is a combined concentration.

Pace Analytical is TNI accredited. Contact your Pace PM for the current list of accredited analytes.

TNI - The NELAC Institute.

BATCH QUALIFIERS

Batch: MSV/70778

[M5] A matrix spike/matrix spike duplicate was not performed for this batch due to insufficient sample volume.

Batch: MSV/70779

[M5] A matrix spike/matrix spike duplicate was not performed for this batch due to insufficient sample volume.

Batch: MSV/70815

[M5] A matrix spike/matrix spike duplicate was not performed for this batch due to insufficient sample volume.

This report shall not be reproduced, except in full,
without the written consent of Pace Analytical Services, Inc..

Pace Analytical Services, Inc.
9608 Loiret Blvd.
Lenexa, KS 66219
(913)599-5665

QUALITY CONTROL DATA CROSS REFERENCE TABLE

Project: FORT SMITH, AR
Pace Project No.: 60199015

Lab ID	Sample ID	QC Batch Method	QC Batch	Analytical Method	Analytical Batch
60199015001	**MW-90-201507**	EPA 5030B/8260	MSV/70779		
60199015002	**MW-180-201507**	EPA 5030B/8260	MSV/70779		
60199015004	**MW-82-201507**	EPA 5030B/8260	MSV/70779		
60199015006	**MW-179-201507**	EPA 5030B/8260	MSV/70779		
60199015007	**MW-178-201507**	EPA 5030B/8260	MSV/70779		
60199015003	**MW-81-201507**	EPA 5030B/8260	MSV/70778		
60199015003	**MW-81-201507**	EPA 5030B/8260	MSV/70815		
60199015005	**MW-83-201507**	EPA 5030B/8260	MSV/70778		

This report shall not be reproduced, except in full,
without the written consent of Pace Analytical Services, Inc..

Pace Analytical®
www.pacelabs.com

Sample Condition Upon Receipt

WO# : 60199015

60199015

Client Name: Environ

Optional
Proj Due Date:
Proj Name:

Courier: FedEx ☐ UPS ☐ VIA ☑ Clay ☐ PEX ☐ ECI ☐ Pace ☐ Other ☐ Client ☐

Tracking #: _____ Pace Shipping Label Used? Yes ☐ No ☑

Custody Seal on Cooler/Box Present: Yes ☑ No ☐ Seals intact: Yes ☑ No ☐

Packing Material: Bubble Wrap ☐ Bubble Bags ☐ Foam ☐ None ☐ Other ☐

Thermometer Used: CF +1.4 / CF -0.5 — T-239 / T-262 (CF -0.5 circled) **Type of Ice:** (Wet) Blue None (circle one) ☐ Samples received on ice, cooling process has begun.

Cooler Temperature: 2.1

Temperature should be above freezing to 6°C

Date and initials of person examining contents: ~~DV~~ PV 7/23/15

Chain of Custody present:	☑Yes ☐No ☐N/A	1.
Chain of Custody filled out:	☑Yes ☐No ☐N/A	2.
Chain of Custody relinquished:	☑Yes ☐No ☐N/A	3.
Sampler name & signature on COC:	☑Yes ☐No ☐N/A	4.
Samples arrived within holding time:	☑Yes ☐No ☐N/A	5.
Short Hold Time analyses (<72hr):	☐Yes ☑No ☐N/A	6.
Rush Turn Around Time requested:	☐Yes ☑No ☐N/A	7.
Sufficient volume:	☑Yes ☐No ☐N/A	8.
Correct containers used:	☑Yes ☐No ☐N/A	
Pace containers used:	☑Yes ☐No ☐N/A	9.
Containers intact:	☑Yes ☐No ☐N/A	10.
Unpreserved 5035A soils frozen w/in 48hrs?	☐Yes ☐No ☑N/A	11.
Filtered volume received for dissolved tests?	☐Yes ☐No ☑N/A	12.
Sample labels match COC:	☑Yes ☐No ☐N/A	
Includes date/time/ID/analyses Matrix: WT		13.
All containers needing preservation have been checked.	☐Yes ☐No ☑N/A	
All containers needing preservation are found to be in compliance with EPA recommendation.	☐Yes ☐No ☑N/A	14.
Exceptions: VOA, Coliform, O&G, WI-DRO (water)	☑Yes ☐No	Initial when completed / Lot # of added preservative
Trip Blank present:	☐Yes ☑No ☐N/A	
Pace Trip Blank lot # (if purchased): _____		15.
Headspace in VOA vials (>6mm):	☐Yes ☑No ☐N/A	16.
Project sampled in USDA Regulated Area:	☐Yes ☐No ☑N/A	17. List State:
Additional labels attached to 5035A vials in the field?	☐Yes ☐No ☑N/A	18.

Client Notification/ Resolution: Copy COC to Client? Y / N Field Data Required? Y / N

Person Contacted: Lindy Date/Time: 7/23 AM

Comments/ Resolution: analyze nw-82 per work OK

Project Manager Review: G Date: 7/23

Pace Analytical
www.pacelabs.com

CHAIN-OF-CUSTODY / Analytical Request Document

The Chain-of-Custody is a LEGAL DOCUMENT. All relevant fields must be completed accurately.

Page: of

Section A — **Required** Client Information:

Company:	Environ
Address:	7500 College Blvd., Ste. 925
	Overland Park, KS 66210
Email To:	wstonestreet@environcorp.com
Phone: 913-553-5926	Fax:
Requested Due Date/TAT:	

Section B — **Required** Project Information:

Report To:	Wendy Stonestreet
Copy To:	Tammy Gleason
Purchase Order No.:	NA
Project Name:	Fort Smith, AR
Project Number:	

Section C — Invoice Information:

Attention:	Tammy Gleason
Company Name:	Environ
Address:	250 Monroe Ave. NW Grand Rapids
Pace Quote Reference:	Michigan, 49503
Pace Project Manager:	Colleen Clyne
Pace Profile #:	7444, line 1

REGULATORY AGENCY

☐ NPDES ☐ GROUND WATER ☐ DRINKING WATER
☐ UST ☐ RCRA ☑ OTHER ADEQ

Site Location STATE: AR

Section D — **Required** Client Information

SAMPLE ID (A-Z, 0-9 / ,-) Sample IDs MUST BE UNIQUE

Valid Matrix Codes

MATRIX	CODE
DRINKING WATER	DW
WATER	WT
WASTE WATER	WW
PRODUCT	P
SOIL/SOLID	SL
OIL	OL
WIPE	WP
AIR	AR
OTHER	OT
TISSUE	TS

Requested Analysis Filtered (Y/N)

ITEM #	SAMPLE ID	MATRIX CODE (see valid codes to left)	SAMPLE TYPE (G=GRAB C=COMP)	COLLECTED COMPOSITE START DATE	COLLECTED COMPOSITE START TIME	COLLECTED COMPOSITE END/GRAB DATE	COLLECTED COMPOSITE END/GRAB TIME	SAMPLE TEMP AT COLLECTION	# OF CONTAINERS	Preservatives: Unpreserved	H_2SO_4	HNO_3	HCl	NaOH	$Na_2S_2O_3$	Methanol	Other Ascorbic	Y/N	Analysis Test: 8260 VOCs	Alkalinity	TOC	Chloride, Sulfate	8015 Chloroethanol (Pace Dallas)	8010-Iron/Mn	Ferric iron calc. (send field Ferrous)	Ammonia	Nitrate+Nitrite	Total Phosphate (Pace Dallas)	Sulfide	CO2 Calc (Alkalinity +pH)	Residual Chlorine (Y/N)	Pace Project No./ Lab I.D.
1	MW-90-201507 3DAYHT	WT	G			7/22/15	1730		3				X					X											601 99015
2	MW-180-201507	WT	G			7/22/15	1710		3				X					X												02
3	MW-81-201507 30THR	WT	G			7/22/15	0855		3								X												7 day hold	03
4	MW-82-201507	WT	G			7/22/15	0910											X												04
5	MW-83-201507	WT	G			7/22/15	1400		3								X												7 day hold	05
6	MW-179-201507	WT	G			7/22/15	1610		3				X					X												06
7	MW-178-201507	WT	G			7/22/15	1520		3				X					X												07
8																														
9																														
10																														
11																														
12																														

ADDITIONAL COMMENTS	RELINQUISHED BY / AFFILIATION	DATE	TIME	ACCEPTED BY / AFFILIATION	DATE	TIME	SAMPLE CONDITIONS			
Level IV data package required	Victoria Sieglen / Ramboll Environ	7/22/15	1800		7/23/15	0245	2.1	Y	Y	Y

SAMPLER NAME AND SIGNATURE

PRINT Name of SAMPLER: Victoria Sieglen

SIGNATURE of SAMPLER: Victoria Sieglen DATE Signed (MM/DD/YY): 7/22/15

Temp in °C	Received on Ice (Y/N)	Custody Sealed Cooler (Y/N)	Samples Intact (Y/N)

*Important Note: By signing this form you are accepting Pace's NET 30 day payment terms and agreeing to late charges of 1.5% per month for any invoices not paid within 30 days.

Pace Analytical Services, Inc.
9608 Loiret Blvd.
Lenexa, KS 66219
(913)599-5665

August 18, 2015

Wendy Stonestreet
Environ International Corporation
7500 College Blvd Ste 925
Overland Park, KS 66210

RE: Project: FORT SMITH, AR
Pace Project No.: 60199172

Dear Wendy Stonestreet:
Enclosed are the analytical results for sample(s) received by the laboratory on July 24, 2015. The results relate only to the samples included in this report. Results reported herein conform to the most current TNI standards and the laboratory's Quality Assurance Manual, where applicable, unless otherwise noted in the body of the report.

If you have any questions concerning this report, please feel free to contact me.

Sincerely,

Colleen Clyne
colleen.clyne@pacelabs.com
Project Manager

Enclosures

cc: Tamara Gleason, ENVIRON International Corporation

This report shall not be reproduced, except in full,
without the written consent of Pace Analytical Services, Inc..

Pace Analytical Services, Inc.
9608 Loiret Blvd.
Lenexa, KS 66219
(913)599-5665

CERTIFICATIONS

Project: FORT SMITH, AR
Pace Project No.: 60199172

Kansas Certification IDs
9608 Loiret Boulevard, Lenexa, KS 66219
WY STR Certification #: 2456.01
Arkansas Certification #: 13-012-0
Illinois Certification #: 003097
Iowa Certification #: 118
Kansas/NELAP Certification #: E-10116
Louisiana Certification #: 03055
Nevada Certification #: KS000212008A
Oklahoma Certification #: 9205/9935
Texas Certification #: T104704407
Utah Certification #: KS00021

Dallas Certification IDs:
400 West Bethany Dr Suite 190, Allen, TX 75013
EPA# TX00074
Texas Certification #: T104704232-14-8
Kansas Certification #: E-10388
Arkansas Certification #: 88-0647
Oklahoma Certification #: 2014-055
Louisiana Certification #: 02007

This report shall not be reproduced, except in full,
without the written consent of Pace Analytical Services, Inc..

Pace Analytical Services, Inc.
9608 Loiret Blvd.
Lenexa, KS 66219
(913)599-5665

SAMPLE SUMMARY

Project: FORT SMITH, AR
Pace Project No.: 60199172

Lab ID	Sample ID	Matrix	Date Collected	Date Received
60199172001	**ITMW-12-201507**	Water	07/23/15 13:30	07/24/15 09:30
60199172002	**ITMW-18-201507**	Water	07/23/15 08:50	07/24/15 09:30
60199172003	**DUP-07-201507**	Water	07/23/15 08:50	07/24/15 09:30
60199172004	**EB-07-201507**	Water	07/23/15 14:30	07/24/15 09:30
60199172005	**MW-38-201507**	Water	07/23/15 12:15	07/24/15 09:30
60199172006	**ITMW-19-201507**	Water	07/23/15 09:00	07/24/15 09:30
60199172007	**MW-25-201507**	Water	07/23/15 14:35	07/24/15 09:30
60199172009	**TB-15-201507**	Water	07/23/15 08:00	07/24/15 09:30
60199172010	**TB-16-201507**	Water	07/23/15 08:00	07/24/15 09:30
60199189021	**EB-06-201507**	Water	07/23/15 15:08	07/24/15 09:30

This report shall not be reproduced, except in full,
without the written consent of Pace Analytical Services, Inc..

Pace Analytical Services, Inc.
9608 Loiret Blvd.
Lenexa, KS 66219
(913)599-5665

SAMPLE ANALYTE COUNT

Project: FORT SMITH, AR
Pace Project No.: 60199172

Lab ID	Sample ID	Method	Analysts	Analytes Reported	Laboratory
60199172001	**ITMW-12-201507**	EPA 8015 - Alcohol	MS1	1	PASI-D
		EPA 6010	SMW	2	PASI-K
		EPA 5030B/8260	PGH	38	PASI-K
		SM 2320B	LDB	3	PASI-K
		SM 3500-Fe B#4	TJG	1	PASI-K
		SM 4500-H+B	TJG	1	PASI-K
		SM 4500-S-2 D	LDB	1	PASI-K
		EPA 300.0	AJM	2	PASI-K
		EPA 350.1	RAB	1	PASI-K
		EPA 353.2	RAB	3	PASI-K
		SM 4500-CO2 D	TJG	1	PASI-K
		SM 5310C	CRT	1	PASI-K
		SM 4500-P E	BAF	1	PASI-D
60199172002	**ITMW-18-201507**	EPA 8015 - Alcohol	MS1	1	PASI-D
		EPA 6010	SMW	2	PASI-K
		EPA 5030B/8260	PGH	38	PASI-K
		SM 2320B	LDB	3	PASI-K
		SM 3500-Fe B#4	TJG	1	PASI-K
		SM 4500-H+B	TJG	1	PASI-K
		SM 4500-S-2 D	LDB	1	PASI-K
		EPA 300.0	AJM	2	PASI-K
		EPA 350.1	RAB	1	PASI-K
		EPA 353.2	RAB	3	PASI-K
		SM 4500-CO2 D	TJG	1	PASI-K
		SM 5310C	CRT	1	PASI-K
		SM 4500-P E	BAF	1	PASI-D
60199172003	**DUP-07-201507**	EPA 5030B/8260	PGH	38	PASI-K
60199172004	**EB-07-201507**	EPA 5030B/8260	PGH	38	PASI-K
60199172005	**MW-38-201507**	EPA 8015 - Alcohol	MS1	1	PASI-D
		EPA 6010	SMW	2	PASI-K
		EPA 5030B/8260	JTK, PGH	38	PASI-K
		SM 2320B	LDB	3	PASI-K
		SM 3500-Fe B#4	TJG	1	PASI-K
		SM 4500-H+B	TJG	1	PASI-K
		SM 4500-S-2 D	LDB	1	PASI-K
		EPA 300.0	AJM	2	PASI-K
		EPA 350.1	RAB	1	PASI-K

This report shall not be reproduced, except in full,
without the written consent of Pace Analytical Services, Inc..

Pace Analytical Services, Inc.
9608 Loiret Blvd.
Lenexa, KS 66219
(913)599-5665

SAMPLE ANALYTE COUNT

Project: FORT SMITH, AR
Pace Project No.: 60199172

Lab ID	Sample ID	Method	Analysts	Analytes Reported	Laboratory
		EPA 353.2	RAB	3	PASI-K
		SM 4500-CO2 D	TJG	1	PASI-K
		SM 5310C	CRT	1	PASI-K
		SM 4500-P E	BAF	1	PASI-D
60199172006	**ITMW-19-201507**	EPA 8015 - Alcohol	MS1	1	PASI-D
		EPA 6010	SMW	2	PASI-K
		EPA 5030B/8260	PGH	38	PASI-K
		SM 2320B	LDB	3	PASI-K
		SM 3500-Fe B#4	TJG	1	PASI-K
		SM 4500-H+B	TJG	1	PASI-K
		SM 4500-S-2 D	LDB	1	PASI-K
		EPA 300.0	AJM	2	PASI-K
		EPA 350.1	RAB	1	PASI-K
		EPA 353.2	RAB	3	PASI-K
		SM 4500-CO2 D	TJG	1	PASI-K
		SM 5310C	CRT	1	PASI-K
		SM 4500-P E	BAF	1	PASI-D
60199172007	**MW-25-201507**	EPA 8015 - Alcohol	MS1	1	PASI-D
		EPA 6010	SMW	2	PASI-K
		EPA 5030B/8260	JTK, PGH	38	PASI-K
		SM 2320B	LDB	3	PASI-K
		SM 3500-Fe B#4	TJG	1	PASI-K
		SM 4500-H+B	TJG	1	PASI-K
		SM 4500-S-2 D	LDB	1	PASI-K
		EPA 300.0	AJM	2	PASI-K
		EPA 350.1	RAB	1	PASI-K
		EPA 353.2	RAB	3	PASI-K
		SM 4500-CO2 D	TJG	1	PASI-K
		SM 5310C	CRT	1	PASI-K
		SM 4500-P E	BAF	1	PASI-D
60199172009	**TB-15-201507**	EPA 5030B/8260	PGH	38	PASI-K
60199172010	**TB-16-201507**	EPA 5030B/8260	PGH	38	PASI-K
60199189021	**EB-06-201507**	EPA 5030B/8260	PGH	38	PASI-K

This report shall not be reproduced, except in full,
without the written consent of Pace Analytical Services, Inc..

Pace Analytical Services, Inc.
9608 Loiret Blvd.
Lenexa, KS 66219
(913)599-5665

PROJECT NARRATIVE

Project: FORT SMITH, AR
Pace Project No.: 60199172

Date: August 18, 2015

Revised Report REV_1. Moved sample 60199189021 from project 60199189 to 60199172.

This report shall not be reproduced, except in full,
without the written consent of Pace Analytical Services, Inc..

Pace Analytical Services, Inc.
9608 Loiret Blvd.
Lenexa, KS 66219
(913)599-5665

PROJECT NARRATIVE

Project: FORT SMITH, AR
Pace Project No.: 60199172

Method: **EPA 8015 - Alcohol**
Description: Alcohol by Direct Inject GCFID
Client: Environ_AR
Date: August 18, 2015

General Information:
5 samples were analyzed for EPA 8015 - Alcohol. All samples were received in acceptable condition with any exceptions noted below or on the chain-of custody and/or the sample condition upon receipt form (SCUR) attached at the end of this report.

Hold Time:
The samples were analyzed within the method required hold times with any exceptions noted below.

Initial Calibrations (including MS Tune as applicable):
All criteria were within method requirements with any exceptions noted below.

Continuing Calibration:
All criteria were within method requirements with any exceptions noted below.

Surrogates:
All surrogates were within QC limits with any exceptions noted below.

Method Blank:
All analytes were below the report limit in the method blank, where applicable, with any exceptions noted below.

Laboratory Control Spike:
All laboratory control spike compounds were within QC limits with any exceptions noted below.

Matrix Spikes:
All percent recoveries and relative percent differences (RPDs) were within acceptance criteria with any exceptions noted below.

Additional Comments:

This report shall not be reproduced, except in full,
without the written consent of Pace Analytical Services, Inc..

Pace Analytical Services, Inc.
9608 Loiret Blvd.
Lenexa, KS 66219
(913)599-5665

PROJECT NARRATIVE

Project: FORT SMITH, AR
Pace Project No.: 60199172

Method: **EPA 6010**
Description: 6010 MET ICP
Client: Environ_AR
Date: August 18, 2015

General Information:
5 samples were analyzed for EPA 6010. All samples were received in acceptable condition with any exceptions noted below or on the chain-of custody and/or the sample condition upon receipt form (SCUR) attached at the end of this report.

Hold Time:
The samples were analyzed within the method required hold times with any exceptions noted below.

Sample Preparation:
The samples were prepared in accordance with EPA 3010 with any exceptions noted below.

Initial Calibrations (including MS Tune as applicable):
All criteria were within method requirements with any exceptions noted below.

Continuing Calibration:
All criteria were within method requirements with any exceptions noted below.

Method Blank:
All analytes were below the report limit in the method blank, where applicable, with any exceptions noted below.

Laboratory Control Spike:
All laboratory control spike compounds were within QC limits with any exceptions noted below.

Matrix Spikes:
All percent recoveries and relative percent differences (RPDs) were within acceptance criteria with any exceptions noted below.

Additional Comments:

This report shall not be reproduced, except in full,
without the written consent of Pace Analytical Services, Inc..

Pace Analytical Services, Inc.
9608 Loiret Blvd.
Lenexa, KS 66219
(913)599-5665

PROJECT NARRATIVE

Project: FORT SMITH, AR
Pace Project No.: 60199172

Method: **EPA 5030B/8260**
Description: 8260 MSV
Client: Environ_AR
Date: August 18, 2015

General Information:
10 samples were analyzed for EPA 5030B/8260. All samples were received in acceptable condition with any exceptions noted below or on the chain-of custody and/or the sample condition upon receipt form (SCUR) attached at the end of this report.

pH: Post-analysis pH measurement indicates insufficient VOA sample preservation.
- ITMW-12-201507 (Lab ID: 60199172001)

Hold Time:
The samples were analyzed within the method required hold times with any exceptions noted below.

Initial Calibrations (including MS Tune as applicable):
All criteria were within method requirements with any exceptions noted below.

Continuing Calibration:
All criteria were within method requirements with any exceptions noted below.

Internal Standards:
All internal standards were within QC limits with any exceptions noted below.

Surrogates:
All surrogates were within QC limits with any exceptions noted below.

Method Blank:
All analytes were below the report limit in the method blank, where applicable, with any exceptions noted below.

QC Batch: MSV/70882

B: Analyte was detected in the associated method blank.
- BLANK for HBN 394835 [MSV/7088 (Lab ID: 1608491)
  - Acetone

QC Batch: MSV/70895

B: Analyte was detected in the associated method blank.
- BLANK for HBN 394895 [MSV/7089 (Lab ID: 1608744)
  - Toluene

QC Batch: MSV/70896

B: Analyte was detected in the associated method blank.
- BLANK for HBN 394896 [MSV/7089 (Lab ID: 1608747)
  - Toluene

Laboratory Control Spike:
All laboratory control spike compounds were within QC limits with any exceptions noted below.

Matrix Spikes:
All percent recoveries and relative percent differences (RPDs) were within acceptance criteria with any exceptions noted below.

This report shall not be reproduced, except in full,
without the written consent of Pace Analytical Services, Inc..

Pace Analytical Services, Inc.
9608 Loiret Blvd.
Lenexa, KS 66219
(913)599-5665

PROJECT NARRATIVE

Project: FORT SMITH, AR
Pace Project No.: 60199172

Method: **EPA 5030B/8260**
Description: 8260 MSV
Client: Environ_AR
Date: August 18, 2015

QC Batch: MSV/70804
A matrix spike/matrix spike duplicate was not performed due to insufficient sample volume.

QC Batch: MSV/70805
A matrix spike/matrix spike duplicate was not performed due to insufficient sample volume.

QC Batch: MSV/70882
A matrix spike/matrix spike duplicate was not performed due to insufficient sample volume.

QC Batch: MSV/70883
A matrix spike/matrix spike duplicate was not performed due to insufficient sample volume.

QC Batch: MSV/70895
A matrix spike/matrix spike duplicate was not performed due to insufficient sample volume.

QC Batch: MSV/70896
A matrix spike/matrix spike duplicate was not performed due to insufficient sample volume.

Additional Comments:

This report shall not be reproduced, except in full,
without the written consent of Pace Analytical Services, Inc..

Pace Analytical Services, Inc.
9608 Loiret Blvd.
Lenexa, KS 66219
(913)599-5665

PROJECT NARRATIVE

Project: FORT SMITH, AR
Pace Project No.: 60199172

Method: **SM 2320B**
Description: 2320B Alkalinity
Client: Environ_AR
Date: August 18, 2015

General Information:
5 samples were analyzed for SM 2320B. All samples were received in acceptable condition with any exceptions noted below or on the chain-of custody and/or the sample condition upon receipt form (SCUR) attached at the end of this report.

Hold Time:
The samples were analyzed within the method required hold times with any exceptions noted below.

Method Blank:
All analytes were below the report limit in the method blank, where applicable, with any exceptions noted below.

Laboratory Control Spike:
All laboratory control spike compounds were within QC limits with any exceptions noted below.

Matrix Spikes:
All percent recoveries and relative percent differences (RPDs) were within acceptance criteria with any exceptions noted below.

Duplicate Sample:
All duplicate sample results were within method acceptance criteria with any exceptions noted below.

Additional Comments:

This report shall not be reproduced, except in full,
without the written consent of Pace Analytical Services, Inc..

Pace Analytical Services, Inc.
9608 Loiret Blvd.
Lenexa, KS 66219
(913)599-5665

PROJECT NARRATIVE

Project: FORT SMITH, AR
Pace Project No.: 60199172

Method: **SM 3500-Fe B#4**
Description: Iron, Ferric (Calculation)
Client: Environ_AR
Date: August 18, 2015

General Information:
5 samples were analyzed for SM 3500-Fe B#4. All samples were received in acceptable condition with any exceptions noted below or on the chain-of custody and/or the sample condition upon receipt form (SCUR) attached at the end of this report.

Hold Time:
The samples were analyzed within the method required hold times with any exceptions noted below.

Method Blank:
All analytes were below the report limit in the method blank, where applicable, with any exceptions noted below.

Laboratory Control Spike:
All laboratory control spike compounds were within QC limits with any exceptions noted below.

Matrix Spikes:
All percent recoveries and relative percent differences (RPDs) were within acceptance criteria with any exceptions noted below.

Additional Comments:

Batch Comments:

FERROUS Iron performed in the field
- QC Batch: WET / 56408

This report shall not be reproduced, except in full,
without the written consent of Pace Analytical Services, Inc..

Pace Analytical Services, Inc.
9608 Loiret Blvd.
Lenexa, KS 66219
(913)599-5665

PROJECT NARRATIVE

Project: FORT SMITH, AR
Pace Project No.: 60199172

Method: **SM 4500-H+B**
Description: 4500H+ pH, Electrometric
Client: Environ_AR
Date: August 18, 2015

General Information:
5 samples were analyzed for SM 4500-H+B. All samples were received in acceptable condition with any exceptions noted below or on the chain-of custody and/or the sample condition upon receipt form (SCUR) attached at the end of this report.

Hold Time:
The samples were analyzed within the method required hold times with any exceptions noted below.

H6: Analysis initiated outside of the 15 minute EPA recommended holding time.
- ITMW-12-201507 (Lab ID: 60199172001)
- ITMW-18-201507 (Lab ID: 60199172002)
- ITMW-19-201507 (Lab ID: 60199172006)
- MW-25-201507 (Lab ID: 60199172007)
- MW-38-201507 (Lab ID: 60199172005)

Method Blank:
All analytes were below the report limit in the method blank, where applicable, with any exceptions noted below.

Laboratory Control Spike:
All laboratory control spike compounds were within QC limits with any exceptions noted below.

Matrix Spikes:
All percent recoveries and relative percent differences (RPDs) were within acceptance criteria with any exceptions noted below.

Additional Comments:

Analyte Comments:

QC Batch: WET/56410

1e: Field pH
- ITMW-12-201507 (Lab ID: 60199172001)
  - pH at 25 Degrees C
- ITMW-18-201507 (Lab ID: 60199172002)
  - pH at 25 Degrees C
- ITMW-19-201507 (Lab ID: 60199172006)
  - pH at 25 Degrees C
- MW-25-201507 (Lab ID: 60199172007)
  - pH at 25 Degrees C
- MW-38-201507 (Lab ID: 60199172005)
  - pH at 25 Degrees C

This report shall not be reproduced, except in full,
without the written consent of Pace Analytical Services, Inc..

Pace Analytical Services, Inc.
9608 Loiret Blvd.
Lenexa, KS 66219
(913)599-5665

PROJECT NARRATIVE

Project: FORT SMITH, AR
Pace Project No.: 60199172

Method: **SM 4500-S-2 D**
Description: 4500S2D Sulfide, Total
Client: Environ_AR
Date: August 18, 2015

General Information:
5 samples were analyzed for SM 4500-S-2 D. All samples were received in acceptable condition with any exceptions noted below or on the chain-of custody and/or the sample condition upon receipt form (SCUR) attached at the end of this report.

Hold Time:
The samples were analyzed within the method required hold times with any exceptions noted below.

Method Blank:
All analytes were below the report limit in the method blank, where applicable, with any exceptions noted below.

Laboratory Control Spike:
All laboratory control spike compounds were within QC limits with any exceptions noted below.

Matrix Spikes:
All percent recoveries and relative percent differences (RPDs) were within acceptance criteria with any exceptions noted below.

QC Batch: WET/56156

A matrix spike and/or matrix spike duplicate (MS/MSD) were performed on the following sample(s): 60199172001

M1: Matrix spike recovery exceeded QC limits. Batch accepted based on laboratory control sample (LCS) recovery.

- MS (Lab ID: 1606552)
  - Sulfide, Total

Duplicate Sample:
All duplicate sample results were within method acceptance criteria with any exceptions noted below.

Additional Comments:

This report shall not be reproduced, except in full,
without the written consent of Pace Analytical Services, Inc..

Pace Analytical Services, Inc.
9608 Loiret Blvd.
Lenexa, KS 66219
(913)599-5665

PROJECT NARRATIVE

Project: FORT SMITH, AR
Pace Project No.: 60199172

Method: **EPA 300.0**
Description: 300.0 IC Anions 28 Days
Client: Environ_AR
Date: August 18, 2015

General Information:
5 samples were analyzed for EPA 300.0. All samples were received in acceptable condition with any exceptions noted below or on the chain-of custody and/or the sample condition upon receipt form (SCUR) attached at the end of this report.

Hold Time:
The samples were analyzed within the method required hold times with any exceptions noted below.

Initial Calibrations (including MS Tune as applicable):
All criteria were within method requirements with any exceptions noted below.

Continuing Calibration:
All criteria were within method requirements with any exceptions noted below.

Method Blank:
All analytes were below the report limit in the method blank, where applicable, with any exceptions noted below.

Laboratory Control Spike:
All laboratory control spike compounds were within QC limits with any exceptions noted below.

Matrix Spikes:
All percent recoveries and relative percent differences (RPDs) were within acceptance criteria with any exceptions noted below.

Additional Comments:

This report shall not be reproduced, except in full,
without the written consent of Pace Analytical Services, Inc..

Pace Analytical Services, Inc.
9608 Loiret Blvd.
Lenexa, KS 66219
(913)599-5665

PROJECT NARRATIVE

Project: FORT SMITH, AR
Pace Project No.: 60199172

Method: **EPA 350.1**
Description: 350.1 Ammonia
Client: Environ_AR
Date: August 18, 2015

General Information:
5 samples were analyzed for EPA 350.1. All samples were received in acceptable condition with any exceptions noted below or on the chain-of custody and/or the sample condition upon receipt form (SCUR) attached at the end of this report.

Hold Time:
The samples were analyzed within the method required hold times with any exceptions noted below.

Initial Calibrations (including MS Tune as applicable):
All criteria were within method requirements with any exceptions noted below.

Continuing Calibration:
All criteria were within method requirements with any exceptions noted below.

Method Blank:
All analytes were below the report limit in the method blank, where applicable, with any exceptions noted below.

Laboratory Control Spike:
All laboratory control spike compounds were within QC limits with any exceptions noted below.

Matrix Spikes:
All percent recoveries and relative percent differences (RPDs) were within acceptance criteria with any exceptions noted below.

QC Batch: WETA/35215

A matrix spike and/or matrix spike duplicate (MS/MSD) were performed on the following sample(s): 60199118001

M1: Matrix spike recovery exceeded QC limits. Batch accepted based on laboratory control sample (LCS) recovery.

- MS (Lab ID: 1607745)
  - Nitrogen, Ammonia

Duplicate Sample:
All duplicate sample results were within method acceptance criteria with any exceptions noted below.

Additional Comments:

This report shall not be reproduced, except in full,
without the written consent of Pace Analytical Services, Inc..

Pace Analytical Services, Inc.
9608 Loiret Blvd.
Lenexa, KS 66219
(913)599-5665

PROJECT NARRATIVE

Project: FORT SMITH, AR
Pace Project No.: 60199172

Method: **EPA 353.2**
Description: 353.2 Nitrogen, NO2/NO3 unpres
Client: Environ_AR
Date: August 18, 2015

General Information:
5 samples were analyzed for EPA 353.2. All samples were received in acceptable condition with any exceptions noted below or on the chain-of custody and/or the sample condition upon receipt form (SCUR) attached at the end of this report.

Hold Time:
The samples were analyzed within the method required hold times with any exceptions noted below.

Initial Calibrations (including MS Tune as applicable):
All criteria were within method requirements with any exceptions noted below.

Continuing Calibration:
All criteria were within method requirements with any exceptions noted below.

Method Blank:
All analytes were below the report limit in the method blank, where applicable, with any exceptions noted below.

Laboratory Control Spike:
All laboratory control spike compounds were within QC limits with any exceptions noted below.

Matrix Spikes:
All percent recoveries and relative percent differences (RPDs) were within acceptance criteria with any exceptions noted below.

Duplicate Sample:
All duplicate sample results were within method acceptance criteria with any exceptions noted below.

Additional Comments:

This report shall not be reproduced, except in full,
without the written consent of Pace Analytical Services, Inc..

Pace Analytical Services, Inc.
9608 Loiret Blvd.
Lenexa, KS 66219
(913)599-5665

PROJECT NARRATIVE

Project: FORT SMITH, AR
Pace Project No.: 60199172

Method: **SM 4500-CO2 D**
Description: Total Carbon Dioxide Calc
Client: Environ_AR
Date: August 18, 2015

General Information:
5 samples were analyzed for SM 4500-CO2 D. All samples were received in acceptable condition with any exceptions noted below or on the chain-of custody and/or the sample condition upon receipt form (SCUR) attached at the end of this report.

Hold Time:
The samples were analyzed within the method required hold times with any exceptions noted below.

Initial Calibrations (including MS Tune as applicable):
All criteria were within method requirements with any exceptions noted below.

Continuing Calibration:
All criteria were within method requirements with any exceptions noted below.

Method Blank:
All analytes were below the report limit in the method blank, where applicable, with any exceptions noted below.

Laboratory Control Spike:
All laboratory control spike compounds were within QC limits with any exceptions noted below.

Matrix Spikes:
All percent recoveries and relative percent differences (RPDs) were within acceptance criteria with any exceptions noted below.

Additional Comments:

This report shall not be reproduced, except in full,
without the written consent of Pace Analytical Services, Inc..

Pace Analytical Services, Inc.
9608 Loiret Blvd.
Lenexa, KS 66219
(913)599-5665

PROJECT NARRATIVE

Project: FORT SMITH, AR
Pace Project No.: 60199172

Method: **SM 5310C**
Description: 5310C TOC
Client: Environ_AR
Date: August 18, 2015

General Information:
5 samples were analyzed for SM 5310C. All samples were received in acceptable condition with any exceptions noted below or on the chain-of custody and/or the sample condition upon receipt form (SCUR) attached at the end of this report.

Hold Time:
The samples were analyzed within the method required hold times with any exceptions noted below.

Initial Calibrations (including MS Tune as applicable):
All criteria were within method requirements with any exceptions noted below.

Continuing Calibration:
All criteria were within method requirements with any exceptions noted below.

Method Blank:
All analytes were below the report limit in the method blank, where applicable, with any exceptions noted below.

Laboratory Control Spike:
All laboratory control spike compounds were within QC limits with any exceptions noted below.

Matrix Spikes:
All percent recoveries and relative percent differences (RPDs) were within acceptance criteria with any exceptions noted below.

QC Batch: WETA/35320

A matrix spike and/or matrix spike duplicate (MS/MSD) were performed on the following sample(s): 60198937021

M1: Matrix spike recovery exceeded QC limits. Batch accepted based on laboratory control sample (LCS) recovery.

- MS (Lab ID: 1611624)
  - Total Organic Carbon

Duplicate Sample:
All duplicate sample results were within method acceptance criteria with any exceptions noted below.

Additional Comments:

This report shall not be reproduced, except in full,
without the written consent of Pace Analytical Services, Inc..

Pace Analytical Services, Inc.
9608 Loiret Blvd.
Lenexa, KS 66219
(913)599-5665

PROJECT NARRATIVE

Project: FORT SMITH, AR
Pace Project No.: 60199172

Method: **SM 4500-P E**
Description: SM4500P-E, Total Phosphorus
Client: Environ_AR
Date: August 18, 2015

General Information:
5 samples were analyzed for SM 4500-P E. All samples were received in acceptable condition with any exceptions noted below or on the chain-of custody and/or the sample condition upon receipt form (SCUR) attached at the end of this report.

Hold Time:
The samples were analyzed within the method required hold times with any exceptions noted below.

Sample Preparation:
The samples were prepared in accordance with SM4500-P B with any exceptions noted below.

Initial Calibrations (including MS Tune as applicable):
All criteria were within method requirements with any exceptions noted below.

Continuing Calibration:
All criteria were within method requirements with any exceptions noted below.

Method Blank:
All analytes were below the report limit in the method blank, where applicable, with any exceptions noted below.

Laboratory Control Spike:
All laboratory control spike compounds were within QC limits with any exceptions noted below.

Matrix Spikes:
All percent recoveries and relative percent differences (RPDs) were within acceptance criteria with any exceptions noted below.

QC Batch: WETA/8742

A matrix spike and/or matrix spike duplicate (MS/MSD) were performed on the following sample(s): 60199172001,7528704001

M1: Matrix spike recovery exceeded QC limits. Batch accepted based on laboratory control sample (LCS) recovery.

- MS (Lab ID: 155043)
  - Phosphate as P04
- MSD (Lab ID: 155044)
  - Phosphate as P04

Additional Comments:

This data package has been reviewed for quality and completeness and is approved for release.

This report shall not be reproduced, except in full,
without the written consent of Pace Analytical Services, Inc..

Pace Analytical Services, Inc.
9608 Loiret Blvd.
Lenexa, KS 66219
(913)599-5665

ANALYTICAL RESULTS

Project: FORT SMITH, AR
Pace Project No.: 60199172

Sample: ITMW-12-201507 **Lab ID: 60199172001** Collected: 07/23/15 13:30 Received: 07/24/15 09:30 Matrix: Water

Parameters	Results	Units	Report Limit	MDL	DF	Prepared	Analyzed	CAS No.	Qual
Alcohol by Direct Inject GCFID	Analytical Method: EPA 8015 - Alcohol								
2-Chloroethanol	ND	ug/L	10000	1980	1		07/29/15 03:39	107-07-3	
6010 MET ICP	Analytical Method: EPA 6010 Preparation Method: EPA 3010								
Iron	**24.2J**	ug/L	50.0	9.0	1	07/27/15 10:00	07/27/15 16:08	7439-89-6	
Manganese	**19.0**	ug/L	5.0	2.4	1	07/27/15 10:00	07/27/15 16:08	7439-96-5	
8260 MSV	Analytical Method: EPA 5030B/8260								
Acetone	**7.8J**	ug/L	10.0	1.9	1		07/24/15 17:09	67-64-1	
Benzene	ND	ug/L	1.0	0.060	1		07/24/15 17:09	71-43-2	
Bromodichloromethane	ND	ug/L	1.0	0.19	1		07/24/15 17:09	75-27-4	
Bromoform	ND	ug/L	1.0	0.070	1		07/24/15 17:09	75-25-2	
Bromomethane	**0.95J**	ug/L	5.0	0.16	1		07/24/15 17:09	74-83-9	
2-Butanone (MEK)	ND	ug/L	10.0	0.59	1		07/24/15 17:09	78-93-3	
Carbon disulfide	ND	ug/L	5.0	0.12	1		07/24/15 17:09	75-15-0	
Carbon tetrachloride	ND	ug/L	1.0	0.18	1		07/24/15 17:09	56-23-5	
Chlorobenzene	ND	ug/L	1.0	0.21	1		07/24/15 17:09	108-90-7	
Chloroethane	ND	ug/L	1.0	0.15	1		07/24/15 17:09	75-00-3	
Chloroform	**0.46J**	ug/L	1.0	0.14	1		07/24/15 17:09	67-66-3	
Chloromethane	**0.29J**	ug/L	1.0	0.080	1		07/24/15 17:09	74-87-3	
Dibromochloromethane	ND	ug/L	1.0	0.21	1		07/24/15 17:09	124-48-1	
1,1-Dichloroethane	**0.26J**	ug/L	1.0	0.050	1		07/24/15 17:09	75-34-3	
1,2-Dichloroethane	ND	ug/L	1.0	0.12	1		07/24/15 17:09	107-06-2	
1,1-Dichloroethene	ND	ug/L	1.0	0.20	1		07/24/15 17:09	75-35-4	
cis-1,2-Dichloroethene	**46.2**	ug/L	1.0	0.080	1		07/24/15 17:09	156-59-2	
trans-1,2-Dichloroethene	**10.2**	ug/L	1.0	0.20	1		07/24/15 17:09	156-60-5	
1,2-Dichloropropane	ND	ug/L	1.0	0.16	1		07/24/15 17:09	78-87-5	
cis-1,3-Dichloropropene	ND	ug/L	1.0	0.14	1		07/24/15 17:09	10061-01-5	
trans-1,3-Dichloropropene	ND	ug/L	1.0	0.12	1		07/24/15 17:09	10061-02-6	
Ethylbenzene	ND	ug/L	1.0	0.18	1		07/24/15 17:09	100-41-4	
2-Hexanone	ND	ug/L	10.0	1.2	1		07/24/15 17:09	591-78-6	
Methylene chloride	ND	ug/L	1.0	0.15	1		07/24/15 17:09	75-09-2	
4-Methyl-2-pentanone (MIBK)	ND	ug/L	10.0	0.42	1		07/24/15 17:09	108-10-1	
Styrene	ND	ug/L	1.0	0.12	1		07/24/15 17:09	100-42-5	
1,1,2,2-Tetrachloroethane	**0.72J**	ug/L	1.0	0.15	1		07/24/15 17:09	79-34-5	
Tetrachloroethene	**0.49J**	ug/L	1.0	0.10	1		07/24/15 17:09	127-18-4	
Toluene	ND	ug/L	1.0	0.17	1		07/24/15 17:09	108-88-3	
1,1,1-Trichloroethane	ND	ug/L	1.0	0.11	1		07/24/15 17:09	71-55-6	
1,1,2-Trichloroethane	ND	ug/L	1.0	0.20	1		07/24/15 17:09	79-00-5	
Trichloroethene	**652**	ug/L	10.0	1.7	10		07/24/15 17:24	79-01-6	
Vinyl chloride	**0.58J**	ug/L	1.0	0.13	1		07/24/15 17:09	75-01-4	
Xylene (Total)	ND	ug/L	3.0	0.42	1		07/24/15 17:09	1330-20-7	
Surrogates									
4-Bromofluorobenzene (S)	103	%	80-120		1		07/24/15 17:09	460-00-4	
1,2-Dichloroethane-d4 (S)	105	%	80-120		1		07/24/15 17:09	17060-07-0	
Toluene-d8 (S)	98	%	80-120		1		07/24/15 17:09	2037-26-5	
Preservation pH	**6.0**		0.10	0.10	1		07/24/15 17:09		pH

REPORT OF LABORATORY ANALYSIS

This report shall not be reproduced, except in full,
without the written consent of Pace Analytical Services, Inc..

Pace Analytical Services, Inc.
9608 Loiret Blvd.
Lenexa, KS 66219
(913)599-5665

ANALYTICAL RESULTS

Project: FORT SMITH, AR
Pace Project No.: 60199172

Sample: ITMW-12-201507 **Lab ID: 60199172001** Collected: 07/23/15 13:30 Received: 07/24/15 09:30 Matrix: Water

Parameters	Results	Units	Report Limit	MDL	DF	Prepared	Analyzed	CAS No.	Qual
2320B Alkalinity	Analytical Method: SM 2320B								
Alkalinity,Bicarbonate (CaCO3)	**54.3**	mg/L	20.0	2.0	1		08/03/15 10:29		
Alkalinity, Carbonate (CaCO3)	ND	mg/L	20.0	2.0	1		08/03/15 10:29		
Alkalinity, Total as CaCO3	**54.3**	mg/L	20.0	2.0	1		08/03/15 10:29		
Iron, Ferric (Calculation)	Analytical Method: SM 3500-Fe B#4								
Iron, Ferric	ND	mg/L	0.20		1		08/06/15 00:00	7439-89-6	
4500H+ pH, Electrometric	Analytical Method: SM 4500-H+B								
pH at 25 Degrees C	**5.8**	Std. Units	0.10	0.10	1		07/23/15 16:00		1e,H6
4500S2D Sulfide, Total	Analytical Method: SM 4500-S-2 D								
Sulfide, Total	ND	mg/L	0.050	0.012	1		07/27/15 10:44	18496-25-8	M1
300.0 IC Anions 28 Days	Analytical Method: EPA 300.0								
Chloride	**13.4**	mg/L	1.0	0.50	1		07/30/15 09:01	16887-00-6	
Sulfate	**145**	mg/L	20.0	4.7	20		07/29/15 15:17	14808-79-8	
350.1 Ammonia	Analytical Method: EPA 350.1								
Nitrogen, Ammonia	ND	mg/L	0.10	0.033	1		07/28/15 14:09	7664-41-7	
353.2 Nitrogen, NO2/NO3 unpres	Analytical Method: EPA 353.2								
Nitrogen, Nitrate	**0.22**	mg/L	0.10	0.014	1		07/24/15 15:09		
Nitrogen, Nitrite	ND	mg/L	0.10	0.023	1		07/24/15 15:09		
Nitrogen, NO2 plus NO3	**0.22**	mg/L	0.10	0.014	1		07/24/15 15:09		
Total Carbon Dioxide Calc	Analytical Method: SM 4500-CO2 D								
Carbon Dioxide Calculation	**228**	mg/L	20.0	20.0	1		08/06/15 00:00		
5310C TOC	Analytical Method: SM 5310C								
Total Organic Carbon	**0.90J**	mg/L	1.0	0.46	1		08/05/15 17:07	7440-44-0	
SM4500P-E, Total Phosphorus	Analytical Method: SM 4500-P E Preparation Method: SM4500-P B								
Phosphate as P04	**0.032**	mg/L	0.030	0.010	1	07/31/15 12:09	07/31/15 15:29		

REPORT OF LABORATORY ANALYSIS

This report shall not be reproduced, except in full,
without the written consent of Pace Analytical Services, Inc..

Pace Analytical Services, Inc.
9608 Loiret Blvd.
Lenexa, KS 66219
(913)599-5665

ANALYTICAL RESULTS

Project: FORT SMITH, AR
Pace Project No.: 60199172

Sample: ITMW-18-201507 **Lab ID: 60199172002** Collected: 07/23/15 08:50 Received: 07/24/15 09:30 Matrix: Water

Parameters	Results	Units	Report Limit	MDL	DF	Prepared	Analyzed	CAS No.	Qual
Alcohol by Direct Inject GCFID	Analytical Method: EPA 8015 - Alcohol								
2-Chloroethanol	ND	ug/L	10000	1980	1		07/29/15 03:51	107-07-3	
6010 MET ICP	Analytical Method: EPA 6010 Preparation Method: EPA 3010								
Iron	**24.8J**	ug/L	50.0	9.0	1	07/27/15 10:00	07/27/15 16:11	7439-89-6	
Manganese	**2.5J**	ug/L	5.0	2.4	1	07/27/15 10:00	07/27/15 16:11	7439-96-5	
8260 MSV	Analytical Method: EPA 5030B/8260								
Acetone	**31.6**	ug/L	10.0	1.9	1		07/29/15 12:48	67-64-1	
Benzene	ND	ug/L	1.0	0.060	1		07/29/15 12:48	71-43-2	
Bromodichloromethane	ND	ug/L	1.0	0.19	1		07/29/15 12:48	75-27-4	
Bromoform	**0.14J**	ug/L	1.0	0.070	1		07/29/15 12:48	75-25-2	
Bromomethane	**14.5**	ug/L	5.0	0.16	1		07/29/15 12:48	74-83-9	
2-Butanone (MEK)	ND	ug/L	10.0	0.59	1		07/29/15 12:48	78-93-3	
Carbon disulfide	ND	ug/L	5.0	0.12	1		07/29/15 12:48	75-15-0	
Carbon tetrachloride	ND	ug/L	1.0	0.18	1		07/29/15 12:48	56-23-5	
Chlorobenzene	ND	ug/L	1.0	0.21	1		07/29/15 12:48	108-90-7	
Chloroethane	ND	ug/L	1.0	0.15	1		07/29/15 12:48	75-00-3	
Chloroform	**0.53J**	ug/L	1.0	0.14	1		07/29/15 12:48	67-66-3	B
Chloromethane	**8.2**	ug/L	1.0	0.080	1		07/29/15 12:48	74-87-3	
Dibromochloromethane	ND	ug/L	1.0	0.21	1		07/29/15 12:48	124-48-1	
1,1-Dichloroethane	**0.20J**	ug/L	1.0	0.050	1		07/29/15 12:48	75-34-3	
1,2-Dichloroethane	ND	ug/L	1.0	0.12	1		07/29/15 12:48	107-06-2	
1,1-Dichloroethene	ND	ug/L	1.0	0.20	1		07/29/15 12:48	75-35-4	
cis-1,2-Dichloroethene	**0.69J**	ug/L	1.0	0.080	1		07/29/15 12:48	156-59-2	
trans-1,2-Dichloroethene	ND	ug/L	1.0	0.20	1		07/29/15 12:48	156-60-5	
1,2-Dichloropropane	ND	ug/L	1.0	0.16	1		07/29/15 12:48	78-87-5	
cis-1,3-Dichloropropene	ND	ug/L	1.0	0.14	1		07/29/15 12:48	10061-01-5	
trans-1,3-Dichloropropene	ND	ug/L	1.0	0.12	1		07/29/15 12:48	10061-02-6	
Ethylbenzene	ND	ug/L	1.0	0.18	1		07/29/15 12:48	100-41-4	
2-Hexanone	ND	ug/L	10.0	1.2	1		07/29/15 12:48	591-78-6	
Methylene chloride	ND	ug/L	1.0	0.15	1		07/29/15 12:48	75-09-2	
4-Methyl-2-pentanone (MIBK)	ND	ug/L	10.0	0.42	1		07/29/15 12:48	108-10-1	
Styrene	ND	ug/L	1.0	0.12	1		07/29/15 12:48	100-42-5	
1,1,2,2-Tetrachloroethane	**0.24J**	ug/L	1.0	0.15	1		07/29/15 12:48	79-34-5	
Tetrachloroethene	ND	ug/L	1.0	0.10	1		07/29/15 12:48	127-18-4	
Toluene	ND	ug/L	1.0	0.17	1		07/29/15 12:48	108-88-3	
1,1,1-Trichloroethane	**0.11J**	ug/L	1.0	0.11	1		07/29/15 12:48	71-55-6	
1,1,2-Trichloroethane	ND	ug/L	1.0	0.20	1		07/29/15 12:48	79-00-5	
Trichloroethene	**22.9**	ug/L	1.0	0.17	1		07/29/15 12:48	79-01-6	
Vinyl chloride	ND	ug/L	1.0	0.13	1		07/29/15 12:48	75-01-4	
Xylene (Total)	ND	ug/L	3.0	0.42	1		07/29/15 12:48	1330-20-7	
Surrogates									
4-Bromofluorobenzene (S)	100	%	80-120		1		07/29/15 12:48	460-00-4	
1,2-Dichloroethane-d4 (S)	102	%	80-120		1		07/29/15 12:48	17060-07-0	
Toluene-d8 (S)	101	%	80-120		1		07/29/15 12:48	2037-26-5	
Preservation pH	**3.0**		0.10	0.10	1		07/29/15 12:48		

REPORT OF LABORATORY ANALYSIS

This report shall not be reproduced, except in full,
without the written consent of Pace Analytical Services, Inc..

Pace Analytical Services, Inc.
9608 Loiret Blvd.
Lenexa, KS 66219
(913)599-5665

ANALYTICAL RESULTS

Project: FORT SMITH, AR
Pace Project No.: 60199172

Sample: ITMW-18-201507 **Lab ID: 60199172002** Collected: 07/23/15 08:50 Received: 07/24/15 09:30 Matrix: Water

Parameters	Results	Units	Report Limit	MDL	DF	Prepared	Analyzed	CAS No.	Qual
2320B Alkalinity	Analytical Method: SM 2320B								
Alkalinity,Bicarbonate (CaCO3)	**74.4**	mg/L	20.0	2.0	1		08/03/15 10:32		
Alkalinity, Carbonate (CaCO3)	ND	mg/L	20.0	2.0	1		08/03/15 10:32		
Alkalinity, Total as CaCO3	**74.4**	mg/L	20.0	2.0	1		08/03/15 10:32		
Iron, Ferric (Calculation)	Analytical Method: SM 3500-Fe B#4								
Iron, Ferric	ND	mg/L	0.20		1		08/06/15 00:00	7439-89-6	
4500H+ pH, Electrometric	Analytical Method: SM 4500-H+B								
pH at 25 Degrees C	**5.7**	Std. Units	0.10	0.10	1		07/23/15 16:00		1e,H6
4500S2D Sulfide, Total	Analytical Method: SM 4500-S-2 D								
Sulfide, Total	ND	mg/L	0.050	0.012	1		07/27/15 10:50	18496-25-8	
300.0 IC Anions 28 Days	Analytical Method: EPA 300.0								
Chloride	**111**	mg/L	20.0	10.0	20		07/29/15 15:31	16887-00-6	
Sulfate	**1660**	mg/L	200	47.3	200		07/30/15 01:06	14808-79-8	
350.1 Ammonia	Analytical Method: EPA 350.1								
Nitrogen, Ammonia	**0.80**	mg/L	0.10	0.033	1		07/28/15 14:14	7664-41-7	
353.2 Nitrogen, NO2/NO3 unpres	Analytical Method: EPA 353.2								
Nitrogen, Nitrate	**3.1**	mg/L	0.10	0.014	1		07/24/15 15:10		
Nitrogen, Nitrite	ND	mg/L	0.10	0.023	1		07/24/15 15:10		
Nitrogen, NO2 plus NO3	**3.1**	mg/L	0.10	0.014	1		07/24/15 15:10		
Total Carbon Dioxide Calc	Analytical Method: SM 4500-CO2 D								
Carbon Dioxide Calculation	**362**	mg/L	20.0	20.0	1		08/06/15 00:00		
5310C TOC	Analytical Method: SM 5310C								
Total Organic Carbon	**0.56J**	mg/L	1.0	0.46	1		08/05/15 17:20	7440-44-0	
SM4500P-E, Total Phosphorus	Analytical Method: SM 4500-P E Preparation Method: SM4500-P B								
Phosphate as P04	**0.098**	mg/L	0.030	0.010	1	07/31/15 12:09	07/31/15 15:29		

REPORT OF LABORATORY ANALYSIS

This report shall not be reproduced, except in full,
without the written consent of Pace Analytical Services, Inc..

Pace Analytical Services, Inc.
9608 Loiret Blvd.
Lenexa, KS 66219
(913)599-5665

ANALYTICAL RESULTS

Project: FORT SMITH, AR
Pace Project No.: 60199172

Sample: DUP-07-201507 **Lab ID: 60199172003** Collected: 07/23/15 08:50 Received: 07/24/15 09:30 Matrix: Water

Parameters	Results	Units	Report Limit	MDL	DF	Prepared	Analyzed	CAS No.	Qual
8260 MSV	Analytical Method: EPA 5030B/8260								
Acetone	**37.3**	ug/L	10.0	1.9	1		07/24/15 18:24	67-64-1	
Benzene	ND	ug/L	1.0	0.060	1		07/24/15 18:24	71-43-2	
Bromodichloromethane	ND	ug/L	1.0	0.19	1		07/24/15 18:24	75-27-4	
Bromoform	**0.21J**	ug/L	1.0	0.070	1		07/24/15 18:24	75-25-2	
Bromomethane	**20.8**	ug/L	5.0	0.16	1		07/24/15 18:24	74-83-9	
2-Butanone (MEK)	ND	ug/L	10.0	0.59	1		07/24/15 18:24	78-93-3	
Carbon disulfide	ND	ug/L	5.0	0.12	1		07/24/15 18:24	75-15-0	
Carbon tetrachloride	ND	ug/L	1.0	0.18	1		07/24/15 18:24	56-23-5	
Chlorobenzene	ND	ug/L	1.0	0.21	1		07/24/15 18:24	108-90-7	
Chloroethane	ND	ug/L	1.0	0.15	1		07/24/15 18:24	75-00-3	
Chloroform	**0.42J**	ug/L	1.0	0.14	1		07/24/15 18:24	67-66-3	
Chloromethane	**12.1**	ug/L	1.0	0.080	1		07/24/15 18:24	74-87-3	
Dibromochloromethane	ND	ug/L	1.0	0.21	1		07/24/15 18:24	124-48-1	
1,1-Dichloroethane	**0.26J**	ug/L	1.0	0.050	1		07/24/15 18:24	75-34-3	
1,2-Dichloroethane	ND	ug/L	1.0	0.12	1		07/24/15 18:24	107-06-2	
1,1-Dichloroethene	**0.65J**	ug/L	1.0	0.20	1		07/24/15 18:24	75-35-4	
cis-1,2-Dichloroethene	**0.81J**	ug/L	1.0	0.080	1		07/24/15 18:24	156-59-2	
trans-1,2-Dichloroethene	ND	ug/L	1.0	0.20	1		07/24/15 18:24	156-60-5	
1,2-Dichloropropane	ND	ug/L	1.0	0.16	1		07/24/15 18:24	78-87-5	
cis-1,3-Dichloropropene	ND	ug/L	1.0	0.14	1		07/24/15 18:24	10061-01-5	
trans-1,3-Dichloropropene	ND	ug/L	1.0	0.12	1		07/24/15 18:24	10061-02-6	
Ethylbenzene	ND	ug/L	1.0	0.18	1		07/24/15 18:24	100-41-4	
2-Hexanone	ND	ug/L	10.0	1.2	1		07/24/15 18:24	591-78-6	
Methylene chloride	ND	ug/L	1.0	0.15	1		07/24/15 18:24	75-09-2	
4-Methyl-2-pentanone (MIBK)	ND	ug/L	10.0	0.42	1		07/24/15 18:24	108-10-1	
Styrene	ND	ug/L	1.0	0.12	1		07/24/15 18:24	100-42-5	
1,1,2,2-Tetrachloroethane	**0.25J**	ug/L	1.0	0.15	1		07/24/15 18:24	79-34-5	
Tetrachloroethene	ND	ug/L	1.0	0.10	1		07/24/15 18:24	127-18-4	
Toluene	ND	ug/L	1.0	0.17	1		07/24/15 18:24	108-88-3	
1,1,1-Trichloroethane	**0.13J**	ug/L	1.0	0.11	1		07/24/15 18:24	71-55-6	
1,1,2-Trichloroethane	ND	ug/L	1.0	0.20	1		07/24/15 18:24	79-00-5	
Trichloroethene	**24.7**	ug/L	1.0	0.17	1		07/24/15 18:24	79-01-6	
Vinyl chloride	ND	ug/L	1.0	0.13	1		07/24/15 18:24	75-01-4	
Xylene (Total)	ND	ug/L	3.0	0.42	1		07/24/15 18:24	1330-20-7	
Surrogates									
4-Bromofluorobenzene (S)	100	%	80-120		1		07/24/15 18:24	460-00-4	
1,2-Dichloroethane-d4 (S)	104	%	80-120		1		07/24/15 18:24	17060-07-0	
Toluene-d8 (S)	100	%	80-120		1		07/24/15 18:24	2037-26-5	
Preservation pH	**1.0**		0.10	0.10	1		07/24/15 18:24		

REPORT OF LABORATORY ANALYSIS

This report shall not be reproduced, except in full,
without the written consent of Pace Analytical Services, Inc..

Pace Analytical Services, Inc.
9608 Loiret Blvd.
Lenexa, KS 66219
(913)599-5665

ANALYTICAL RESULTS

Project: FORT SMITH, AR
Pace Project No.: 60199172

Sample: EB-07-201507 **Lab ID: 60199172004** Collected: 07/23/15 14:30 Received: 07/24/15 09:30 Matrix: Water

Parameters	Results	Units	Report Limit	MDL	DF	Prepared	Analyzed	CAS No.	Qual
8260 MSV	Analytical Method: EPA 5030B/8260								
Acetone	**2.3J**	ug/L	10.0	1.9	1		07/24/15 16:10	67-64-1	
Benzene	ND	ug/L	1.0	0.060	1		07/24/15 16:10	71-43-2	
Bromodichloromethane	ND	ug/L	1.0	0.19	1		07/24/15 16:10	75-27-4	
Bromoform	ND	ug/L	1.0	0.070	1		07/24/15 16:10	75-25-2	
Bromomethane	ND	ug/L	5.0	0.16	1		07/24/15 16:10	74-83-9	
2-Butanone (MEK)	ND	ug/L	10.0	0.59	1		07/24/15 16:10	78-93-3	
Carbon disulfide	ND	ug/L	5.0	0.12	1		07/24/15 16:10	75-15-0	
Carbon tetrachloride	ND	ug/L	1.0	0.18	1		07/24/15 16:10	56-23-5	
Chlorobenzene	ND	ug/L	1.0	0.21	1		07/24/15 16:10	108-90-7	
Chloroethane	ND	ug/L	1.0	0.15	1		07/24/15 16:10	75-00-3	
Chloroform	ND	ug/L	1.0	0.14	1		07/24/15 16:10	67-66-3	
Chloromethane	ND	ug/L	1.0	0.080	1		07/24/15 16:10	74-87-3	
Dibromochloromethane	ND	ug/L	1.0	0.21	1		07/24/15 16:10	124-48-1	
1,1-Dichloroethane	ND	ug/L	1.0	0.050	1		07/24/15 16:10	75-34-3	
1,2-Dichloroethane	ND	ug/L	1.0	0.12	1		07/24/15 16:10	107-06-2	
1,1-Dichloroethene	ND	ug/L	1.0	0.20	1		07/24/15 16:10	75-35-4	
cis-1,2-Dichloroethene	ND	ug/L	1.0	0.080	1		07/24/15 16:10	156-59-2	
trans-1,2-Dichloroethene	ND	ug/L	1.0	0.20	1		07/24/15 16:10	156-60-5	
1,2-Dichloropropane	ND	ug/L	1.0	0.16	1		07/24/15 16:10	78-87-5	
cis-1,3-Dichloropropene	ND	ug/L	1.0	0.14	1		07/24/15 16:10	10061-01-5	
trans-1,3-Dichloropropene	ND	ug/L	1.0	0.12	1		07/24/15 16:10	10061-02-6	
Ethylbenzene	ND	ug/L	1.0	0.18	1		07/24/15 16:10	100-41-4	
2-Hexanone	ND	ug/L	10.0	1.2	1		07/24/15 16:10	591-78-6	
Methylene chloride	ND	ug/L	1.0	0.15	1		07/24/15 16:10	75-09-2	
4-Methyl-2-pentanone (MIBK)	ND	ug/L	10.0	0.42	1		07/24/15 16:10	108-10-1	
Styrene	ND	ug/L	1.0	0.12	1		07/24/15 16:10	100-42-5	
1,1,2,2-Tetrachloroethane	ND	ug/L	1.0	0.15	1		07/24/15 16:10	79-34-5	
Tetrachloroethene	ND	ug/L	1.0	0.10	1		07/24/15 16:10	127-18-4	
Toluene	ND	ug/L	1.0	0.17	1		07/24/15 16:10	108-88-3	
1,1,1-Trichloroethane	ND	ug/L	1.0	0.11	1		07/24/15 16:10	71-55-6	
1,1,2-Trichloroethane	ND	ug/L	1.0	0.20	1		07/24/15 16:10	79-00-5	
Trichloroethene	ND	ug/L	1.0	0.17	1		07/24/15 16:10	79-01-6	
Vinyl chloride	ND	ug/L	1.0	0.13	1		07/24/15 16:10	75-01-4	
Xylene (Total)	ND	ug/L	3.0	0.42	1		07/24/15 16:10	1330-20-7	
Surrogates									
4-Bromofluorobenzene (S)	98	%	80-120		1		07/24/15 16:10	460-00-4	
1,2-Dichloroethane-d4 (S)	99	%	80-120		1		07/24/15 16:10	17060-07-0	
Toluene-d8 (S)	97	%	80-120		1		07/24/15 16:10	2037-26-5	
Preservation pH	**1.0**		0.10	0.10	1		07/24/15 16:10		

REPORT OF LABORATORY ANALYSIS

This report shall not be reproduced, except in full,
without the written consent of Pace Analytical Services, Inc..

Pace Analytical Services, Inc.
9608 Loiret Blvd.
Lenexa, KS 66219
(913)599-5665

ANALYTICAL RESULTS

Project: FORT SMITH, AR
Pace Project No.: 60199172

Sample: MW-38-201507 **Lab ID: 60199172005** Collected: 07/23/15 12:15 Received: 07/24/15 09:30 Matrix: Water

Parameters	Results	Units	Report Limit	MDL	DF	Prepared	Analyzed	CAS No.	Qual
Alcohol by Direct Inject GCFID	Analytical Method: EPA 8015 - Alcohol								
2-Chloroethanol	ND	ug/L	10000	1980	1		07/29/15 04:02	107-07-3	
6010 MET ICP	Analytical Method: EPA 6010 Preparation Method: EPA 3010								
Iron	**2390**	ug/L	50.0	9.0	1	07/27/15 10:00	07/27/15 16:15	7439-89-6	
Manganese	**3410**	ug/L	5.0	2.4	1	07/27/15 10:00	07/27/15 16:15	7439-96-5	
8260 MSV	Analytical Method: EPA 5030B/8260								
Acetone	ND	ug/L	10.0	1.9	1		07/29/15 14:16	67-64-1	
Benzene	**0.39J**	ug/L	1.0	0.060	1		07/29/15 14:16	71-43-2	
Bromodichloromethane	ND	ug/L	1.0	0.19	1		07/29/15 14:16	75-27-4	
Bromoform	ND	ug/L	1.0	0.070	1		07/29/15 14:16	75-25-2	
Bromomethane	ND	ug/L	5.0	0.16	1		07/29/15 14:16	74-83-9	
2-Butanone (MEK)	ND	ug/L	10.0	0.59	1		07/29/15 14:16	78-93-3	
Carbon disulfide	ND	ug/L	5.0	0.12	1		07/29/15 14:16	75-15-0	
Carbon tetrachloride	ND	ug/L	1.0	0.18	1		07/29/15 14:16	56-23-5	
Chlorobenzene	ND	ug/L	1.0	0.21	1		07/29/15 14:16	108-90-7	
Chloroethane	ND	ug/L	1.0	0.15	1		07/29/15 14:16	75-00-3	
Chloroform	**0.81J**	ug/L	1.0	0.14	1		07/29/15 14:16	67-66-3	
Chloromethane	**0.23J**	ug/L	1.0	0.080	1		07/29/15 14:16	74-87-3	
Dibromochloromethane	ND	ug/L	1.0	0.21	1		07/29/15 14:16	124-48-1	
1,1-Dichloroethane	ND	ug/L	1.0	0.050	1		07/29/15 14:16	75-34-3	
1,2-Dichloroethane	ND	ug/L	1.0	0.12	1		07/29/15 14:16	107-06-2	
1,1-Dichloroethene	**16.9**	ug/L	1.0	0.20	1		07/29/15 14:16	75-35-4	
cis-1,2-Dichloroethene	**1340**	ug/L	100	8.0	100		07/24/15 17:39	156-59-2	
trans-1,2-Dichloroethene	**31.7**	ug/L	1.0	0.20	1		07/29/15 14:16	156-60-5	
1,2-Dichloropropane	ND	ug/L	1.0	0.16	1		07/29/15 14:16	78-87-5	
cis-1,3-Dichloropropene	ND	ug/L	1.0	0.14	1		07/29/15 14:16	10061-01-5	
trans-1,3-Dichloropropene	ND	ug/L	1.0	0.12	1		07/29/15 14:16	10061-02-6	
Ethylbenzene	ND	ug/L	1.0	0.18	1		07/29/15 14:16	100-41-4	
2-Hexanone	ND	ug/L	10.0	1.2	1		07/29/15 14:16	591-78-6	
Methylene chloride	ND	ug/L	1.0	0.15	1		07/29/15 14:16	75-09-2	
4-Methyl-2-pentanone (MIBK)	ND	ug/L	10.0	0.42	1		07/29/15 14:16	108-10-1	
Styrene	ND	ug/L	1.0	0.12	1		07/29/15 14:16	100-42-5	
1,1,2,2-Tetrachloroethane	ND	ug/L	1.0	0.15	1		07/29/15 14:16	79-34-5	
Tetrachloroethene	**1.7**	ug/L	1.0	0.10	1		07/29/15 14:16	127-18-4	
Toluene	**0.32J**	ug/L	1.0	0.17	1		07/29/15 14:16	108-88-3	B
1,1,1-Trichloroethane	ND	ug/L	1.0	0.11	1		07/29/15 14:16	71-55-6	
1,1,2-Trichloroethane	ND	ug/L	1.0	0.20	1		07/29/15 14:16	79-00-5	
Trichloroethene	**3420**	ug/L	100	17.0	100		07/24/15 17:39	79-01-6	
Vinyl chloride	**119**	ug/L	1.0	0.13	1		07/29/15 14:16	75-01-4	
Xylene (Total)	ND	ug/L	3.0	0.42	1		07/29/15 14:16	1330-20-7	
Surrogates									
4-Bromofluorobenzene (S)	99	%	80-120		1		07/29/15 14:16	460-00-4	
1,2-Dichloroethane-d4 (S)	93	%	80-120		1		07/29/15 14:16	17060-07-0	
Toluene-d8 (S)	98	%	80-120		1		07/29/15 14:16	2037-26-5	
Preservation pH	**1.0**		0.10	0.10	1		07/29/15 14:16		

REPORT OF LABORATORY ANALYSIS

This report shall not be reproduced, except in full,
without the written consent of Pace Analytical Services, Inc..

Pace Analytical Services, Inc.
9608 Loiret Blvd.
Lenexa, KS 66219
(913)599-5665

ANALYTICAL RESULTS

Project: FORT SMITH, AR
Pace Project No.: 60199172

Sample: MW-38-201507 **Lab ID: 60199172005** Collected: 07/23/15 12:15 Received: 07/24/15 09:30 Matrix: Water

Parameters	Results	Units	Report Limit	MDL	DF	Prepared	Analyzed	CAS No.	Qual
2320B Alkalinity	Analytical Method: SM 2320B								
Alkalinity,Bicarbonate (CaCO3)	**256**	mg/L	20.0	2.0	1		08/03/15 10:40		
Alkalinity, Carbonate (CaCO3)	ND	mg/L	20.0	2.0	1		08/03/15 10:40		
Alkalinity, Total as CaCO3	**256**	mg/L	20.0	2.0	1		08/03/15 10:40		
Iron, Ferric (Calculation)	Analytical Method: SM 3500-Fe B#4								
Iron, Ferric	**1.6**	mg/L	0.20		1		08/06/15 00:00	7439-89-6	
4500H+ pH, Electrometric	Analytical Method: SM 4500-H+B								
pH at 25 Degrees C	**6.4**	Std. Units	0.10	0.10	1		07/23/15 16:00		1e,H6
4500S2D Sulfide, Total	Analytical Method: SM 4500-S-2 D								
Sulfide, Total	ND	mg/L	0.050	0.012	1		07/27/15 10:55	18496-25-8	
300.0 IC Anions 28 Days	Analytical Method: EPA 300.0								
Chloride	**25.7**	mg/L	2.0	1.0	2		07/30/15 09:15	16887-00-6	
Sulfate	**72.3**	mg/L	10.0	2.4	10		07/30/15 01:33	14808-79-8	
350.1 Ammonia	Analytical Method: EPA 350.1								
Nitrogen, Ammonia	**0.052J**	mg/L	0.10	0.033	1		07/28/15 14:15	7664-41-7	
353.2 Nitrogen, NO2/NO3 unpres	Analytical Method: EPA 353.2								
Nitrogen, Nitrate	**0.094J**	mg/L	0.10	0.014	1		07/24/15 15:11		
Nitrogen, Nitrite	ND	mg/L	0.10	0.023	1		07/24/15 15:11		
Nitrogen, NO2 plus NO3	**0.094J**	mg/L	0.10	0.014	1		07/24/15 15:11		
Total Carbon Dioxide Calc	Analytical Method: SM 4500-CO2 D								
Carbon Dioxide Calculation	**415**	mg/L	20.0	20.0	1		08/06/15 00:00		
5310C TOC	Analytical Method: SM 5310C								
Total Organic Carbon	**1.6**	mg/L	1.0	0.46	1		08/05/15 17:59	7440-44-0	
SM4500P-E, Total Phosphorus	Analytical Method: SM 4500-P E Preparation Method: SM4500-P B								
Phosphate as P04	**0.18**	mg/L	0.030	0.010	1	07/31/15 12:09	07/31/15 15:29		

REPORT OF LABORATORY ANALYSIS

This report shall not be reproduced, except in full,
without the written consent of Pace Analytical Services, Inc..

Pace Analytical Services, Inc.
9608 Loiret Blvd.
Lenexa, KS 66219
(913)599-5665

ANALYTICAL RESULTS

Project: FORT SMITH, AR
Pace Project No.: 60199172

Sample: ITMW-19-201507 **Lab ID: 60199172006** Collected: 07/23/15 09:00 Received: 07/24/15 09:30 Matrix: Water

Parameters	Results	Units	Report Limit	MDL	DF	Prepared	Analyzed	CAS No.	Qual
Alcohol by Direct Inject GCFID	Analytical Method: EPA 8015 - Alcohol								
2-Chloroethanol	ND	ug/L	10000	1980	1		07/29/15 04:13	107-07-3	
6010 MET ICP	Analytical Method: EPA 6010 Preparation Method: EPA 3010								
Iron	**5490**	ug/L	50.0	9.0	1	07/27/15 10:00	07/27/15 16:19	7439-89-6	
Manganese	**185**	ug/L	5.0	2.4	1	07/27/15 10:00	07/27/15 16:19	7439-96-5	
8260 MSV	Analytical Method: EPA 5030B/8260								
Acetone	**45.4**	ug/L	10.0	1.9	1		07/24/15 18:54	67-64-1	
Benzene	ND	ug/L	1.0	0.060	1		07/24/15 18:54	71-43-2	
Bromodichloromethane	ND	ug/L	1.0	0.19	1		07/24/15 18:54	75-27-4	
Bromoform	**0.55J**	ug/L	1.0	0.070	1		07/24/15 18:54	75-25-2	
Bromomethane	**2.0J**	ug/L	5.0	0.16	1		07/24/15 18:54	74-83-9	
2-Butanone (MEK)	ND	ug/L	10.0	0.59	1		07/24/15 18:54	78-93-3	
Carbon disulfide	ND	ug/L	5.0	0.12	1		07/24/15 18:54	75-15-0	
Carbon tetrachloride	ND	ug/L	1.0	0.18	1		07/24/15 18:54	56-23-5	
Chlorobenzene	ND	ug/L	1.0	0.21	1		07/24/15 18:54	108-90-7	
Chloroethane	ND	ug/L	1.0	0.15	1		07/24/15 18:54	75-00-3	
Chloroform	**0.44J**	ug/L	1.0	0.14	1		07/24/15 18:54	67-66-3	
Chloromethane	**22.4**	ug/L	1.0	0.080	1		07/24/15 18:54	74-87-3	
Dibromochloromethane	ND	ug/L	1.0	0.21	1		07/24/15 18:54	124-48-1	
1,1-Dichloroethane	ND	ug/L	1.0	0.050	1		07/24/15 18:54	75-34-3	
1,2-Dichloroethane	ND	ug/L	1.0	0.12	1		07/24/15 18:54	107-06-2	
1,1-Dichloroethene	ND	ug/L	1.0	0.20	1		07/24/15 18:54	75-35-4	
cis-1,2-Dichloroethene	ND	ug/L	1.0	0.080	1		07/24/15 18:54	156-59-2	
trans-1,2-Dichloroethene	ND	ug/L	1.0	0.20	1		07/24/15 18:54	156-60-5	
1,2-Dichloropropane	ND	ug/L	1.0	0.16	1		07/24/15 18:54	78-87-5	
cis-1,3-Dichloropropene	ND	ug/L	1.0	0.14	1		07/24/15 18:54	10061-01-5	
trans-1,3-Dichloropropene	ND	ug/L	1.0	0.12	1		07/24/15 18:54	10061-02-6	
Ethylbenzene	ND	ug/L	1.0	0.18	1		07/24/15 18:54	100-41-4	
2-Hexanone	ND	ug/L	10.0	1.2	1		07/24/15 18:54	591-78-6	
Methylene chloride	ND	ug/L	1.0	0.15	1		07/24/15 18:54	75-09-2	
4-Methyl-2-pentanone (MIBK)	ND	ug/L	10.0	0.42	1		07/24/15 18:54	108-10-1	
Styrene	ND	ug/L	1.0	0.12	1		07/24/15 18:54	100-42-5	
1,1,2,2-Tetrachloroethane	**0.68J**	ug/L	1.0	0.15	1		07/24/15 18:54	79-34-5	
Tetrachloroethene	ND	ug/L	1.0	0.10	1		07/24/15 18:54	127-18-4	
Toluene	ND	ug/L	1.0	0.17	1		07/24/15 18:54	108-88-3	
1,1,1-Trichloroethane	**0.13J**	ug/L	1.0	0.11	1		07/24/15 18:54	71-55-6	
1,1,2-Trichloroethane	ND	ug/L	1.0	0.20	1		07/24/15 18:54	79-00-5	
Trichloroethene	**15.2**	ug/L	1.0	0.17	1		07/24/15 18:54	79-01-6	
Vinyl chloride	ND	ug/L	1.0	0.13	1		07/24/15 18:54	75-01-4	
Xylene (Total)	ND	ug/L	3.0	0.42	1		07/24/15 18:54	1330-20-7	
Surrogates									
4-Bromofluorobenzene (S)	97	%	80-120		1		07/24/15 18:54	460-00-4	
1,2-Dichloroethane-d4 (S)	103	%	80-120		1		07/24/15 18:54	17060-07-0	
Toluene-d8 (S)	96	%	80-120		1		07/24/15 18:54	2037-26-5	
Preservation pH	**1.0**		0.10	0.10	1		07/24/15 18:54		

REPORT OF LABORATORY ANALYSIS

This report shall not be reproduced, except in full,
without the written consent of Pace Analytical Services, Inc..

Pace Analytical Services, Inc.
9608 Loiret Blvd.
Lenexa, KS 66219
(913)599-5665

ANALYTICAL RESULTS

Project: FORT SMITH, AR
Pace Project No.: 60199172

Sample: ITMW-19-201507 **Lab ID: 60199172006** Collected: 07/23/15 09:00 Received: 07/24/15 09:30 Matrix: Water

Parameters	Results	Units	Report Limit	MDL	DF	Prepared	Analyzed	CAS No.	Qual
2320B Alkalinity	Analytical Method: SM 2320B								
Alkalinity,Bicarbonate (CaCO3)	**73.5**	mg/L	20.0	2.0	1		08/03/15 10:43		
Alkalinity, Carbonate (CaCO3)	ND	mg/L	20.0	2.0	1		08/03/15 10:43		
Alkalinity, Total as CaCO3	**73.5**	mg/L	20.0	2.0	1		08/03/15 10:43		
Iron, Ferric (Calculation)	Analytical Method: SM 3500-Fe B#4								
Iron, Ferric	**5.5**	mg/L	0.20		1		08/06/15 00:00	7439-89-6	
4500H+ pH, Electrometric	Analytical Method: SM 4500-H+B								
pH at 25 Degrees C	**6.3**	Std. Units	0.10	0.10	1		07/23/15 16:00		1e,H6
4500S2D Sulfide, Total	Analytical Method: SM 4500-S-2 D								
Sulfide, Total	ND	mg/L	0.050	0.012	1		07/27/15 10:56	18496-25-8	
300.0 IC Anions 28 Days	Analytical Method: EPA 300.0								
Chloride	**254**	mg/L	20.0	10.0	20		07/29/15 16:26	16887-00-6	
Sulfate	**6900**	mg/L	500	118	500		07/30/15 01:47	14808-79-8	
350.1 Ammonia	Analytical Method: EPA 350.1								
Nitrogen, Ammonia	**3.5**	mg/L	0.10	0.033	1		07/28/15 14:16	7664-41-7	
353.2 Nitrogen, NO2/NO3 unpres	Analytical Method: EPA 353.2								
Nitrogen, Nitrate	**7.7**	mg/L	0.50	0.070	5		07/24/15 15:38		
Nitrogen, Nitrite	ND	mg/L	0.50	0.12	5		07/24/15 15:38		
Nitrogen, NO2 plus NO3	**7.7**	mg/L	0.50	0.070	5		07/24/15 15:38		
Total Carbon Dioxide Calc	Analytical Method: SM 4500-CO2 D								
Carbon Dioxide Calculation	**140**	mg/L	20.0	20.0	1		08/06/15 00:00		
5310C TOC	Analytical Method: SM 5310C								
Total Organic Carbon	ND	mg/L	1.0	0.46	1		08/05/15 18:12	7440-44-0	
SM4500P-E, Total Phosphorus	Analytical Method: SM 4500-P E Preparation Method: SM4500-P B								
Phosphate as P04	**0.41**	mg/L	0.030	0.010	1	07/31/15 12:09	07/31/15 15:29		

REPORT OF LABORATORY ANALYSIS

This report shall not be reproduced, except in full,
without the written consent of Pace Analytical Services, Inc..

Pace Analytical Services, Inc.
9608 Loiret Blvd.
Lenexa, KS 66219
(913)599-5665

ANALYTICAL RESULTS

Project: FORT SMITH, AR
Pace Project No.: 60199172

Sample: MW-25-201507 **Lab ID: 60199172007** Collected: 07/23/15 14:35 Received: 07/24/15 09:30 Matrix: Water

Parameters	Results	Units	Report Limit	MDL	DF	Prepared	Analyzed	CAS No.	Qual
Alcohol by Direct Inject GCFID	Analytical Method: EPA 8015 - Alcohol								
2-Chloroethanol	ND	ug/L	10000	1980	1		07/29/15 04:24	107-07-3	
6010 MET ICP	Analytical Method: EPA 6010 Preparation Method: EPA 3010								
Iron	**436**	ug/L	50.0	9.0	1	07/27/15 10:00	07/27/15 16:23	7439-89-6	
Manganese	**373**	ug/L	5.0	2.4	1	07/27/15 10:00	07/27/15 16:23	7439-96-5	
8260 MSV	Analytical Method: EPA 5030B/8260								
Acetone	**128**	ug/L	10.0	1.9	1		07/29/15 15:01	67-64-1	
Benzene	**0.29J**	ug/L	1.0	0.060	1		07/29/15 15:01	71-43-2	
Bromodichloromethane	**0.74J**	ug/L	1.0	0.19	1		07/29/15 15:01	75-27-4	
Bromoform	ND	ug/L	1.0	0.070	1		07/29/15 15:01	75-25-2	
Bromomethane	**6.5**	ug/L	5.0	0.16	1		07/29/15 15:01	74-83-9	
2-Butanone (MEK)	**11.4**	ug/L	10.0	0.59	1		07/29/15 15:01	78-93-3	
Carbon disulfide	**1.7J**	ug/L	5.0	0.12	1		07/29/15 15:01	75-15-0	
Carbon tetrachloride	ND	ug/L	1.0	0.18	1		07/29/15 15:01	56-23-5	
Chlorobenzene	ND	ug/L	1.0	0.21	1		07/29/15 15:01	108-90-7	
Chloroethane	ND	ug/L	1.0	0.15	1		07/29/15 15:01	75-00-3	
Chloroform	**17.6**	ug/L	1.0	0.14	1		07/29/15 15:01	67-66-3	
Chloromethane	**23.3**	ug/L	1.0	0.080	1		07/29/15 15:01	74-87-3	
Dibromochloromethane	ND	ug/L	1.0	0.21	1		07/29/15 15:01	124-48-1	
1,1-Dichloroethane	**6.0**	ug/L	1.0	0.050	1		07/29/15 15:01	75-34-3	
1,2-Dichloroethane	**0.89J**	ug/L	1.0	0.12	1		07/29/15 15:01	107-06-2	
1,1-Dichloroethene	**4.6**	ug/L	1.0	0.20	1		07/29/15 15:01	75-35-4	
cis-1,2-Dichloroethene	**580J**	ug/L	1000	80.0	1000		07/29/15 13:03	156-59-2	
trans-1,2-Dichloroethene	**109**	ug/L	1.0	0.20	1		07/29/15 15:01	156-60-5	
1,2-Dichloropropane	ND	ug/L	1.0	0.16	1		07/29/15 15:01	78-87-5	
cis-1,3-Dichloropropene	ND	ug/L	1.0	0.14	1		07/29/15 15:01	10061-01-5	
trans-1,3-Dichloropropene	ND	ug/L	1.0	0.12	1		07/29/15 15:01	10061-02-6	
Ethylbenzene	ND	ug/L	1.0	0.18	1		07/29/15 15:01	100-41-4	
2-Hexanone	ND	ug/L	10.0	1.2	1		07/29/15 15:01	591-78-6	
Methylene chloride	**15.8**	ug/L	1.0	0.15	1		07/29/15 15:01	75-09-2	
4-Methyl-2-pentanone (MIBK)	ND	ug/L	10.0	0.42	1		07/29/15 15:01	108-10-1	
Styrene	ND	ug/L	1.0	0.12	1		07/29/15 15:01	100-42-5	
1,1,2,2-Tetrachloroethane	**156J**	ug/L	1000	150	1000		07/29/15 13:03	79-34-5	
Tetrachloroethene	**19.8**	ug/L	1.0	0.10	1		07/29/15 15:01	127-18-4	
Toluene	**0.97J**	ug/L	1.0	0.17	1		07/29/15 15:01	108-88-3	B
1,1,1-Trichloroethane	**21.2**	ug/L	1.0	0.11	1		07/29/15 15:01	71-55-6	
1,1,2-Trichloroethane	**1.6**	ug/L	1.0	0.20	1		07/29/15 15:01	79-00-5	
Trichloroethene	**39800**	ug/L	1000	170	1000		07/29/15 13:03	79-01-6	
Vinyl chloride	**66.4**	ug/L	1.0	0.13	1		07/29/15 15:01	75-01-4	
Xylene (Total)	ND	ug/L	3.0	0.42	1		07/29/15 15:01	1330-20-7	
Surrogates									
4-Bromofluorobenzene (S)	97	%	80-120		1		07/29/15 15:01	460-00-4	
1,2-Dichloroethane-d4 (S)	93	%	80-120		1		07/29/15 15:01	17060-07-0	
Toluene-d8 (S)	97	%	80-120		1		07/29/15 15:01	2037-26-5	
Preservation pH	**4.0**		0.10	0.10	1		07/29/15 15:01		

REPORT OF LABORATORY ANALYSIS

This report shall not be reproduced, except in full,
without the written consent of Pace Analytical Services, Inc..

Pace Analytical Services, Inc.
9608 Loiret Blvd.
Lenexa, KS 66219
(913)599-5665

ANALYTICAL RESULTS

Project: FORT SMITH, AR
Pace Project No.: 60199172

Sample: MW-25-201507 **Lab ID: 60199172007** Collected: 07/23/15 14:35 Received: 07/24/15 09:30 Matrix: Water

Parameters	Results	Units	Report Limit	MDL	DF	Prepared	Analyzed	CAS No.	Qual
2320B Alkalinity	Analytical Method: SM 2320B								
Alkalinity,Bicarbonate (CaCO3)	**97.7**	mg/L	20.0	2.0	1		08/03/15 10:46		
Alkalinity, Carbonate (CaCO3)	ND	mg/L	20.0	2.0	1		08/03/15 10:46		
Alkalinity, Total as CaCO3	**97.7**	mg/L	20.0	2.0	1		08/03/15 10:46		
Iron, Ferric (Calculation)	Analytical Method: SM 3500-Fe B#4								
Iron, Ferric	**0.29**	mg/L	0.20		1		08/06/15 00:00	7439-89-6	
4500H+ pH, Electrometric	Analytical Method: SM 4500-H+B								
pH at 25 Degrees C	**5.6**	Std. Units	0.10	0.10	1		07/23/15 16:00		1e,H6
4500S2D Sulfide, Total	Analytical Method: SM 4500-S-2 D								
Sulfide, Total	ND	mg/L	0.050	0.012	1		07/27/15 10:56	18496-25-8	
300.0 IC Anions 28 Days	Analytical Method: EPA 300.0								
Chloride	**453**	mg/L	50.0	25.0	50		07/30/15 09:29	16887-00-6	
Sulfate	**1870**	mg/L	200	47.3	200		07/30/15 02:14	14808-79-8	
350.1 Ammonia	Analytical Method: EPA 350.1								
Nitrogen, Ammonia	**0.44**	mg/L	0.10	0.033	1		07/28/15 14:17	7664-41-7	
353.2 Nitrogen, NO2/NO3 unpres	Analytical Method: EPA 353.2								
Nitrogen, Nitrate	**0.67**	mg/L	0.10	0.014	1		07/24/15 15:13		
Nitrogen, Nitrite	ND	mg/L	0.10	0.023	1		07/24/15 15:13		
Nitrogen, NO2 plus NO3	**0.67**	mg/L	0.10	0.014	1		07/24/15 15:13		
Total Carbon Dioxide Calc	Analytical Method: SM 4500-CO2 D								
Carbon Dioxide Calculation	**637**	mg/L	20.0	20.0	1		08/06/15 00:00		
5310C TOC	Analytical Method: SM 5310C								
Total Organic Carbon	**5.4**	mg/L	1.0	0.46	1		08/05/15 18:25	7440-44-0	
SM4500P-E, Total Phosphorus	Analytical Method: SM 4500-P E Preparation Method: SM4500-P B								
Phosphate as P04	**0.35**	mg/L	0.030	0.010	1	07/31/15 12:09	07/31/15 15:30		

REPORT OF LABORATORY ANALYSIS

This report shall not be reproduced, except in full,
without the written consent of Pace Analytical Services, Inc..

Pace Analytical Services, Inc.
9608 Loiret Blvd.
Lenexa, KS 66219
(913)599-5665

ANALYTICAL RESULTS

Project: FORT SMITH, AR
Pace Project No.: 60199172

Sample: TB-15-201507 **Lab ID: 60199172009** Collected: 07/23/15 08:00 Received: 07/24/15 09:30 Matrix: Water

Parameters	Results	Units	Report Limit	MDL	DF	Prepared	Analyzed	CAS No.	Qual
8260 MSV	Analytical Method: EPA 5030B/8260								
Acetone	**3.1J**	ug/L	10.0	1.9	1		07/24/15 15:40	67-64-1	
Benzene	ND	ug/L	1.0	0.060	1		07/24/15 15:40	71-43-2	
Bromodichloromethane	ND	ug/L	1.0	0.19	1		07/24/15 15:40	75-27-4	
Bromoform	ND	ug/L	1.0	0.070	1		07/24/15 15:40	75-25-2	
Bromomethane	ND	ug/L	5.0	0.16	1		07/24/15 15:40	74-83-9	
2-Butanone (MEK)	ND	ug/L	10.0	0.59	1		07/24/15 15:40	78-93-3	
Carbon disulfide	ND	ug/L	5.0	0.12	1		07/24/15 15:40	75-15-0	
Carbon tetrachloride	ND	ug/L	1.0	0.18	1		07/24/15 15:40	56-23-5	
Chlorobenzene	ND	ug/L	1.0	0.21	1		07/24/15 15:40	108-90-7	
Chloroethane	ND	ug/L	1.0	0.15	1		07/24/15 15:40	75-00-3	
Chloroform	ND	ug/L	1.0	0.14	1		07/24/15 15:40	67-66-3	
Chloromethane	ND	ug/L	1.0	0.080	1		07/24/15 15:40	74-87-3	
Dibromochloromethane	ND	ug/L	1.0	0.21	1		07/24/15 15:40	124-48-1	
1,1-Dichloroethane	ND	ug/L	1.0	0.050	1		07/24/15 15:40	75-34-3	
1,2-Dichloroethane	ND	ug/L	1.0	0.12	1		07/24/15 15:40	107-06-2	
1,1-Dichloroethene	ND	ug/L	1.0	0.20	1		07/24/15 15:40	75-35-4	
cis-1,2-Dichloroethene	ND	ug/L	1.0	0.080	1		07/24/15 15:40	156-59-2	
trans-1,2-Dichloroethene	ND	ug/L	1.0	0.20	1		07/24/15 15:40	156-60-5	
1,2-Dichloropropane	ND	ug/L	1.0	0.16	1		07/24/15 15:40	78-87-5	
cis-1,3-Dichloropropene	ND	ug/L	1.0	0.14	1		07/24/15 15:40	10061-01-5	
trans-1,3-Dichloropropene	ND	ug/L	1.0	0.12	1		07/24/15 15:40	10061-02-6	
Ethylbenzene	ND	ug/L	1.0	0.18	1		07/24/15 15:40	100-41-4	
2-Hexanone	ND	ug/L	10.0	1.2	1		07/24/15 15:40	591-78-6	
Methylene chloride	ND	ug/L	1.0	0.15	1		07/24/15 15:40	75-09-2	
4-Methyl-2-pentanone (MIBK)	ND	ug/L	10.0	0.42	1		07/24/15 15:40	108-10-1	
Styrene	ND	ug/L	1.0	0.12	1		07/24/15 15:40	100-42-5	
1,1,2,2-Tetrachloroethane	ND	ug/L	1.0	0.15	1		07/24/15 15:40	79-34-5	
Tetrachloroethene	ND	ug/L	1.0	0.10	1		07/24/15 15:40	127-18-4	
Toluene	ND	ug/L	1.0	0.17	1		07/24/15 15:40	108-88-3	
1,1,1-Trichloroethane	ND	ug/L	1.0	0.11	1		07/24/15 15:40	71-55-6	
1,1,2-Trichloroethane	ND	ug/L	1.0	0.20	1		07/24/15 15:40	79-00-5	
Trichloroethene	ND	ug/L	1.0	0.17	1		07/24/15 15:40	79-01-6	
Vinyl chloride	ND	ug/L	1.0	0.13	1		07/24/15 15:40	75-01-4	
Xylene (Total)	ND	ug/L	3.0	0.42	1		07/24/15 15:40	1330-20-7	
Surrogates									
4-Bromofluorobenzene (S)	98	%	80-120		1		07/24/15 15:40	460-00-4	
1,2-Dichloroethane-d4 (S)	99	%	80-120		1		07/24/15 15:40	17060-07-0	
Toluene-d8 (S)	98	%	80-120		1		07/24/15 15:40	2037-26-5	
Preservation pH	**1.0**		0.10	0.10	1		07/24/15 15:40		

REPORT OF LABORATORY ANALYSIS

This report shall not be reproduced, except in full,
without the written consent of Pace Analytical Services, Inc..

Pace Analytical Services, Inc.
9608 Loiret Blvd.
Lenexa, KS 66219
(913)599-5665

ANALYTICAL RESULTS

Project: FORT SMITH, AR
Pace Project No.: 60199172

Sample: TB-16-201507 **Lab ID: 60199172010** Collected: 07/23/15 08:00 Received: 07/24/15 09:30 Matrix: Water

Parameters	Results	Units	Report Limit	MDL	DF	Prepared	Analyzed	CAS No.	Qual
8260 MSV	Analytical Method: EPA 5030B/8260								
Acetone	**2.2J**	ug/L	10.0	1.9	1		07/24/15 15:55	67-64-1	
Benzene	ND	ug/L	1.0	0.060	1		07/24/15 15:55	71-43-2	
Bromodichloromethane	ND	ug/L	1.0	0.19	1		07/24/15 15:55	75-27-4	
Bromoform	ND	ug/L	1.0	0.070	1		07/24/15 15:55	75-25-2	
Bromomethane	ND	ug/L	5.0	0.16	1		07/24/15 15:55	74-83-9	
2-Butanone (MEK)	ND	ug/L	10.0	0.59	1		07/24/15 15:55	78-93-3	
Carbon disulfide	ND	ug/L	5.0	0.12	1		07/24/15 15:55	75-15-0	
Carbon tetrachloride	ND	ug/L	1.0	0.18	1		07/24/15 15:55	56-23-5	
Chlorobenzene	ND	ug/L	1.0	0.21	1		07/24/15 15:55	108-90-7	
Chloroethane	ND	ug/L	1.0	0.15	1		07/24/15 15:55	75-00-3	
Chloroform	ND	ug/L	1.0	0.14	1		07/24/15 15:55	67-66-3	
Chloromethane	ND	ug/L	1.0	0.080	1		07/24/15 15:55	74-87-3	
Dibromochloromethane	ND	ug/L	1.0	0.21	1		07/24/15 15:55	124-48-1	
1,1-Dichloroethane	ND	ug/L	1.0	0.050	1		07/24/15 15:55	75-34-3	
1,2-Dichloroethane	ND	ug/L	1.0	0.12	1		07/24/15 15:55	107-06-2	
1,1-Dichloroethene	ND	ug/L	1.0	0.20	1		07/24/15 15:55	75-35-4	
cis-1,2-Dichloroethene	ND	ug/L	1.0	0.080	1		07/24/15 15:55	156-59-2	
trans-1,2-Dichloroethene	ND	ug/L	1.0	0.20	1		07/24/15 15:55	156-60-5	
1,2-Dichloropropane	ND	ug/L	1.0	0.16	1		07/24/15 15:55	78-87-5	
cis-1,3-Dichloropropene	ND	ug/L	1.0	0.14	1		07/24/15 15:55	10061-01-5	
trans-1,3-Dichloropropene	ND	ug/L	1.0	0.12	1		07/24/15 15:55	10061-02-6	
Ethylbenzene	ND	ug/L	1.0	0.18	1		07/24/15 15:55	100-41-4	
2-Hexanone	ND	ug/L	10.0	1.2	1		07/24/15 15:55	591-78-6	
Methylene chloride	ND	ug/L	1.0	0.15	1		07/24/15 15:55	75-09-2	
4-Methyl-2-pentanone (MIBK)	ND	ug/L	10.0	0.42	1		07/24/15 15:55	108-10-1	
Styrene	ND	ug/L	1.0	0.12	1		07/24/15 15:55	100-42-5	
1,1,2,2-Tetrachloroethane	ND	ug/L	1.0	0.15	1		07/24/15 15:55	79-34-5	
Tetrachloroethene	ND	ug/L	1.0	0.10	1		07/24/15 15:55	127-18-4	
Toluene	ND	ug/L	1.0	0.17	1		07/24/15 15:55	108-88-3	
1,1,1-Trichloroethane	ND	ug/L	1.0	0.11	1		07/24/15 15:55	71-55-6	
1,1,2-Trichloroethane	ND	ug/L	1.0	0.20	1		07/24/15 15:55	79-00-5	
Trichloroethene	ND	ug/L	1.0	0.17	1		07/24/15 15:55	79-01-6	
Vinyl chloride	ND	ug/L	1.0	0.13	1		07/24/15 15:55	75-01-4	
Xylene (Total)	ND	ug/L	3.0	0.42	1		07/24/15 15:55	1330-20-7	
Surrogates									
4-Bromofluorobenzene (S)	99	%	80-120		1		07/24/15 15:55	460-00-4	
1,2-Dichloroethane-d4 (S)	99	%	80-120		1		07/24/15 15:55	17060-07-0	
Toluene-d8 (S)	100	%	80-120		1		07/24/15 15:55	2037-26-5	
Preservation pH	**1.0**		0.10	0.10	1		07/24/15 15:55		

REPORT OF LABORATORY ANALYSIS

This report shall not be reproduced, except in full,
without the written consent of Pace Analytical Services, Inc..

Pace Analytical Services, Inc.
9608 Loiret Blvd.
Lenexa, KS 66219
(913)599-5665

ANALYTICAL RESULTS

Project: FORT SMITH, AR
Pace Project No.: 60199172

Sample: EB-06-201507 **Lab ID: 60199189021** Collected: 07/23/15 15:08 Received: 07/24/15 09:30 Matrix: Water

Parameters	Results	Units	Report Limit	MDL	DF	Prepared	Analyzed	CAS No.	Qual
8260 MSV	Analytical Method: EPA 5030B/8260								
Acetone	**2.1J**	ug/L	10.0	1.9	1		07/29/15 13:18	67-64-1	B
Benzene	ND	ug/L	1.0	0.060	1		07/29/15 13:18	71-43-2	
Bromodichloromethane	ND	ug/L	1.0	0.19	1		07/29/15 13:18	75-27-4	
Bromoform	ND	ug/L	1.0	0.070	1		07/29/15 13:18	75-25-2	
Bromomethane	ND	ug/L	5.0	0.16	1		07/29/15 13:18	74-83-9	
2-Butanone (MEK)	ND	ug/L	10.0	0.59	1		07/29/15 13:18	78-93-3	
Carbon disulfide	**0.14J**	ug/L	5.0	0.12	1		07/29/15 13:18	75-15-0	
Carbon tetrachloride	ND	ug/L	1.0	0.18	1		07/29/15 13:18	56-23-5	
Chlorobenzene	ND	ug/L	1.0	0.21	1		07/29/15 13:18	108-90-7	
Chloroethane	ND	ug/L	1.0	0.15	1		07/29/15 13:18	75-00-3	
Chloroform	ND	ug/L	1.0	0.14	1		07/29/15 13:18	67-66-3	
Chloromethane	ND	ug/L	1.0	0.080	1		07/29/15 13:18	74-87-3	
Dibromochloromethane	ND	ug/L	1.0	0.21	1		07/29/15 13:18	124-48-1	
1,1-Dichloroethane	ND	ug/L	1.0	0.050	1		07/29/15 13:18	75-34-3	
1,2-Dichloroethane	ND	ug/L	1.0	0.12	1		07/29/15 13:18	107-06-2	
1,1-Dichloroethene	ND	ug/L	1.0	0.20	1		07/29/15 13:18	75-35-4	
cis-1,2-Dichloroethene	ND	ug/L	1.0	0.080	1		07/29/15 13:18	156-59-2	
trans-1,2-Dichloroethene	ND	ug/L	1.0	0.20	1		07/29/15 13:18	156-60-5	
1,2-Dichloropropane	ND	ug/L	1.0	0.16	1		07/29/15 13:18	78-87-5	
cis-1,3-Dichloropropene	ND	ug/L	1.0	0.14	1		07/29/15 13:18	10061-01-5	
trans-1,3-Dichloropropene	ND	ug/L	1.0	0.12	1		07/29/15 13:18	10061-02-6	
Ethylbenzene	ND	ug/L	1.0	0.18	1		07/29/15 13:18	100-41-4	
2-Hexanone	ND	ug/L	10.0	1.2	1		07/29/15 13:18	591-78-6	
Methylene chloride	ND	ug/L	1.0	0.15	1		07/29/15 13:18	75-09-2	
4-Methyl-2-pentanone (MIBK)	ND	ug/L	10.0	0.42	1		07/29/15 13:18	108-10-1	
Styrene	ND	ug/L	1.0	0.12	1		07/29/15 13:18	100-42-5	
1,1,2,2-Tetrachloroethane	ND	ug/L	1.0	0.15	1		07/29/15 13:18	79-34-5	
Tetrachloroethene	ND	ug/L	1.0	0.10	1		07/29/15 13:18	127-18-4	
Toluene	ND	ug/L	1.0	0.17	1		07/29/15 13:18	108-88-3	
1,1,1-Trichloroethane	ND	ug/L	1.0	0.11	1		07/29/15 13:18	71-55-6	
1,1,2-Trichloroethane	ND	ug/L	1.0	0.20	1		07/29/15 13:18	79-00-5	
Trichloroethene	**0.21J**	ug/L	1.0	0.17	1		07/29/15 13:18	79-01-6	
Vinyl chloride	ND	ug/L	1.0	0.13	1		07/29/15 13:18	75-01-4	
Xylene (Total)	ND	ug/L	3.0	0.42	1		07/29/15 13:18	1330-20-7	
Surrogates									
4-Bromofluorobenzene (S)	103	%	80-120		1		07/29/15 13:18	460-00-4	
1,2-Dichloroethane-d4 (S)	101	%	80-120		1		07/29/15 13:18	17060-07-0	
Toluene-d8 (S)	98	%	80-120		1		07/29/15 13:18	2037-26-5	
Preservation pH	**1.0**		0.10	0.10	1		07/29/15 13:18		

REPORT OF LABORATORY ANALYSIS

This report shall not be reproduced, except in full,
without the written consent of Pace Analytical Services, Inc..

Pace Analytical Services, Inc.
9608 Loiret Blvd.
Lenexa, KS 66219
(913)599-5665

QUALITY CONTROL DATA

Project: FORT SMITH, AR
Pace Project No.: 60199172

QC Batch: GCSV/4160 Analysis Method: EPA 8015 - Alcohol
QC Batch Method: EPA 8015 - Alcohol Analysis Description: Alcohol by Direct Inject GCFID
Associated Lab Samples: 60199172001, 60199172002, 60199172005, 60199172006, 60199172007

METHOD BLANK: 154332 Matrix: Water
Associated Lab Samples:

Parameter	Units	Blank Result	Reporting Limit	Analyzed	Qualifiers
2-Chloroethanol	ug/L	ND	10000	07/28/15 21:06	

LABORATORY CONTROL SAMPLE: 154333

Parameter	Units	Spike Conc.	LCS Result	LCS % Rec	% Rec Limits	Qualifiers
2-Chloroethanol	ug/L	100000	93300	93	40-140	

MATRIX SPIKE & MATRIX SPIKE DUPLICATE: 154334 154335

Parameter	Units	60199172005 Result	MS Spike Conc.	MSD Spike Conc.	MS Result	MSD Result	MS % Rec	MSD % Rec	% Rec Limits	RPD	Max RPD	Qual
2-Chloroethanol	ug/L	ND	100000	100000	89600	98900	90	99	40-140	10	40	

Results presented on this page are in the units indicated by the "Units" column except where an alternate unit is presented to the right of the result.

REPORT OF LABORATORY ANALYSIS

This report shall not be reproduced, except in full,
without the written consent of Pace Analytical Services, Inc..

Pace Analytical Services, Inc.
9608 Loiret Blvd.
Lenexa, KS 66219
(913)599-5665

QUALITY CONTROL DATA

Project: FORT SMITH, AR
Pace Project No.: 60199172

QC Batch: MPRP/32640 Analysis Method: EPA 6010
QC Batch Method: EPA 3010 Analysis Description: 6010 MET
Associated Lab Samples: 60199172001, 60199172002, 60199172005, 60199172006, 60199172007

METHOD BLANK: 1607353 Matrix: Water
Associated Lab Samples: 60199172001, 60199172002, 60199172005, 60199172006, 60199172007

Parameter	Units	Blank Result	Reporting Limit	Analyzed	Qualifiers
Iron	ug/L	ND	50.0	07/27/15 15:11	
Manganese	ug/L	ND	5.0	07/27/15 15:11	

LABORATORY CONTROL SAMPLE: 1607354

Parameter	Units	Spike Conc.	LCS Result	LCS % Rec	% Rec Limits	Qualifiers
Iron	ug/L	10000	10300	103	80-120	
Manganese	ug/L	1000	1010	101	80-120	

MATRIX SPIKE & MATRIX SPIKE DUPLICATE: 1607355 1607356

Parameter	Units	60198856012 Result	MS Spike Conc.	MSD Spike Conc.	MS Result	MSD Result	MS % Rec	MSD % Rec	% Rec Limits	RPD	Max RPD	Qual
Iron	ug/L	938	10000	10000	10900	11300	99	104	75-125	4	20	
Manganese	ug/L	1660	1000	1000	2610	2660	95	100	75-125	2	20	

Results presented on this page are in the units indicated by the "Units" column except where an alternate unit is presented to the right of the result.

REPORT OF LABORATORY ANALYSIS

This report shall not be reproduced, except in full,
without the written consent of Pace Analytical Services, Inc..

Pace Analytical Services, Inc.
9608 Loiret Blvd.
Lenexa, KS 66219
(913)599-5665

QUALITY CONTROL DATA

Project: FORT SMITH, AR
Pace Project No.: 60199172

QC Batch: MSV/70804 Analysis Method: EPA 5030B/8260
QC Batch Method: EPA 5030B/8260 Analysis Description: 8260 MSV Water 10 mL Purge
Associated Lab Samples: 60199172001, 60199172004, 60199172005, 60199172009, 60199172010

METHOD BLANK: 1606610 Matrix: Water
Associated Lab Samples: 60199172001, 60199172004, 60199172005, 60199172009, 60199172010

Parameter	Units	Blank Result	Reporting Limit	Analyzed	Qualifiers
1,1,1-Trichloroethane	ug/L	ND	1.0	07/24/15 15:25	
1,1,2,2-Tetrachloroethane	ug/L	ND	1.0	07/24/15 15:25	
1,1,2-Trichloroethane	ug/L	ND	1.0	07/24/15 15:25	
1,1-Dichloroethane	ug/L	ND	1.0	07/24/15 15:25	
1,1-Dichloroethene	ug/L	ND	1.0	07/24/15 15:25	
1,2-Dichloroethane	ug/L	ND	1.0	07/24/15 15:25	
1,2-Dichloropropane	ug/L	ND	1.0	07/24/15 15:25	
2-Butanone (MEK)	ug/L	ND	10.0	07/24/15 15:25	
2-Hexanone	ug/L	ND	10.0	07/24/15 15:25	
4-Methyl-2-pentanone (MIBK)	ug/L	ND	10.0	07/24/15 15:25	
Acetone	ug/L	ND	10.0	07/24/15 15:25	
Benzene	ug/L	ND	1.0	07/24/15 15:25	
Bromodichloromethane	ug/L	ND	1.0	07/24/15 15:25	
Bromoform	ug/L	ND	1.0	07/24/15 15:25	
Bromomethane	ug/L	ND	5.0	07/24/15 15:25	
Carbon disulfide	ug/L	ND	5.0	07/24/15 15:25	
Carbon tetrachloride	ug/L	ND	1.0	07/24/15 15:25	
Chlorobenzene	ug/L	ND	1.0	07/24/15 15:25	
Chloroethane	ug/L	ND	1.0	07/24/15 15:25	
Chloroform	ug/L	ND	1.0	07/24/15 15:25	
Chloromethane	ug/L	ND	1.0	07/24/15 15:25	
cis-1,2-Dichloroethene	ug/L	ND	1.0	07/24/15 15:25	
cis-1,3-Dichloropropene	ug/L	ND	1.0	07/24/15 15:25	
Dibromochloromethane	ug/L	ND	1.0	07/24/15 15:25	
Ethylbenzene	ug/L	ND	1.0	07/24/15 15:25	
Methylene chloride	ug/L	ND	1.0	07/24/15 15:25	
Styrene	ug/L	ND	1.0	07/24/15 15:25	
Tetrachloroethene	ug/L	ND	1.0	07/24/15 15:25	
Toluene	ug/L	ND	1.0	07/24/15 15:25	
trans-1,2-Dichloroethene	ug/L	ND	1.0	07/24/15 15:25	
trans-1,3-Dichloropropene	ug/L	ND	1.0	07/24/15 15:25	
Trichloroethene	ug/L	ND	1.0	07/24/15 15:25	
Vinyl chloride	ug/L	ND	1.0	07/24/15 15:25	
Xylene (Total)	ug/L	ND	3.0	07/24/15 15:25	
1,2-Dichloroethane-d4 (S)	%	100	80-120	07/24/15 15:25	
4-Bromofluorobenzene (S)	%	101	80-120	07/24/15 15:25	
Toluene-d8 (S)	%	98	80-120	07/24/15 15:25	

Results presented on this page are in the units indicated by the "Units" column except where an alternate unit is presented to the right of the result.

REPORT OF LABORATORY ANALYSIS

This report shall not be reproduced, except in full,
without the written consent of Pace Analytical Services, Inc..

Pace Analytical Services, Inc.
9608 Loiret Blvd.
Lenexa, KS 66219
(913)599-5665

QUALITY CONTROL DATA

Project: FORT SMITH, AR
Pace Project No.: 60199172

LABORATORY CONTROL SAMPLE: 1606611

Parameter	Units	Spike Conc.	LCS Result	LCS % Rec	% Rec Limits	Qualifiers
1,1,1-Trichloroethane	ug/L	20	21.2	106	80-120	
1,1,2,2-Tetrachloroethane	ug/L	20	18.4	92	73-121	
1,1,2-Trichloroethane	ug/L	20	20.1	101	80-120	
1,1-Dichloroethane	ug/L	20	21.2	106	80-120	
1,1-Dichloroethene	ug/L	20	19.9	100	80-120	
1,2-Dichloroethane	ug/L	20	20.6	103	81-120	
1,2-Dichloropropane	ug/L	20	20.6	103	80-120	
2-Butanone (MEK)	ug/L	100	106	106	67-122	
2-Hexanone	ug/L	100	103	103	75-121	
4-Methyl-2-pentanone (MIBK)	ug/L	100	105	105	76-120	
Acetone	ug/L	100	106	106	72-120	
Benzene	ug/L	20	22.0	110	80-120	
Bromodichloromethane	ug/L	20	21.4	107	80-120	
Bromoform	ug/L	20	19.6	98	73-138	
Bromomethane	ug/L	20	15.9	79	38-137	
Carbon disulfide	ug/L	20	19.2	96	71-129	
Carbon tetrachloride	ug/L	20	20.4	102	67-146	
Chlorobenzene	ug/L	20	20.3	102	80-120	
Chloroethane	ug/L	20	21.1	105	76-120	
Chloroform	ug/L	20	19.1	96	80-120	
Chloromethane	ug/L	20	22.0	110	34-165	
cis-1,2-Dichloroethene	ug/L	20	20.9	105	80-120	
cis-1,3-Dichloropropene	ug/L	20	21.1	105	80-120	
Dibromochloromethane	ug/L	20	20.4	102	80-126	
Ethylbenzene	ug/L	20	20.7	104	80-120	
Methylene chloride	ug/L	20	20.3	101	80-120	
Styrene	ug/L	20	20.6	103	80-123	
Tetrachloroethene	ug/L	20	19.9	100	80-123	
Toluene	ug/L	20	20.6	103	80-120	
trans-1,2-Dichloroethene	ug/L	20	19.7	99	80-120	
trans-1,3-Dichloropropene	ug/L	20	20.1	100	80-129	
Trichloroethene	ug/L	20	21.8	109	80-120	
Vinyl chloride	ug/L	20	19.2	96	62-125	
Xylene (Total)	ug/L	60	63.4	106	80-120	
1,2-Dichloroethane-d4 (S)	%			100	80-120	
4-Bromofluorobenzene (S)	%			98	80-120	
Toluene-d8 (S)	%			99	80-120	

Results presented on this page are in the units indicated by the "Units" column except where an alternate unit is presented to the right of the result.

REPORT OF LABORATORY ANALYSIS

This report shall not be reproduced, except in full,
without the written consent of Pace Analytical Services, Inc..

Pace Analytical Services, Inc.
9608 Loiret Blvd.
Lenexa, KS 66219
(913)599-5665

QUALITY CONTROL DATA

Project: FORT SMITH, AR
Pace Project No.: 60199172

QC Batch: MSV/70882
QC Batch Method: EPA 5030B/8260
Analysis Method: EPA 5030B/8260
Analysis Description: 8260 MSV Water 10 mL Purge
Associated Lab Samples: 60199189021

METHOD BLANK: 1608491
Matrix: Water
Associated Lab Samples: 60199189021

Parameter	Units	Blank Result	Reporting Limit	Analyzed	Qualifiers
1,1,1-Trichloroethane	ug/L	ND	1.0	07/29/15 12:03	
1,1,2,2-Tetrachloroethane	ug/L	ND	1.0	07/29/15 12:03	
1,1,2-Trichloroethane	ug/L	ND	1.0	07/29/15 12:03	
1,1-Dichloroethane	ug/L	ND	1.0	07/29/15 12:03	
1,1-Dichloroethene	ug/L	ND	1.0	07/29/15 12:03	
1,2-Dichloroethane	ug/L	ND	1.0	07/29/15 12:03	
1,2-Dichloropropane	ug/L	ND	1.0	07/29/15 12:03	
2-Butanone (MEK)	ug/L	ND	10.0	07/29/15 12:03	
2-Hexanone	ug/L	ND	10.0	07/29/15 12:03	
4-Methyl-2-pentanone (MIBK)	ug/L	ND	10.0	07/29/15 12:03	
Acetone	ug/L	2.0J	10.0	07/29/15 12:03	
Benzene	ug/L	ND	1.0	07/29/15 12:03	
Bromodichloromethane	ug/L	ND	1.0	07/29/15 12:03	
Bromoform	ug/L	ND	1.0	07/29/15 12:03	
Bromomethane	ug/L	ND	5.0	07/29/15 12:03	
Carbon disulfide	ug/L	ND	5.0	07/29/15 12:03	
Carbon tetrachloride	ug/L	ND	1.0	07/29/15 12:03	
Chlorobenzene	ug/L	ND	1.0	07/29/15 12:03	
Chloroethane	ug/L	ND	1.0	07/29/15 12:03	
Chloroform	ug/L	ND	1.0	07/29/15 12:03	
Chloromethane	ug/L	ND	1.0	07/29/15 12:03	
cis-1,2-Dichloroethene	ug/L	ND	1.0	07/29/15 12:03	
cis-1,3-Dichloropropene	ug/L	ND	1.0	07/29/15 12:03	
Dibromochloromethane	ug/L	ND	1.0	07/29/15 12:03	
Ethylbenzene	ug/L	ND	1.0	07/29/15 12:03	
Methylene chloride	ug/L	ND	1.0	07/29/15 12:03	
Styrene	ug/L	ND	1.0	07/29/15 12:03	
Tetrachloroethene	ug/L	ND	1.0	07/29/15 12:03	
Toluene	ug/L	ND	1.0	07/29/15 12:03	
trans-1,2-Dichloroethene	ug/L	ND	1.0	07/29/15 12:03	
trans-1,3-Dichloropropene	ug/L	ND	1.0	07/29/15 12:03	
Trichloroethene	ug/L	ND	1.0	07/29/15 12:03	
Vinyl chloride	ug/L	ND	1.0	07/29/15 12:03	
Xylene (Total)	ug/L	ND	3.0	07/29/15 12:03	
1,2-Dichloroethane-d4 (S)	%	100	80-120	07/29/15 12:03	
4-Bromofluorobenzene (S)	%	103	80-120	07/29/15 12:03	
Toluene-d8 (S)	%	103	80-120	07/29/15 12:03	

Results presented on this page are in the units indicated by the "Units" column except where an alternate unit is presented to the right of the result.

REPORT OF LABORATORY ANALYSIS

This report shall not be reproduced, except in full,
without the written consent of Pace Analytical Services, Inc..

Pace Analytical Services, Inc.
9608 Loiret Blvd.
Lenexa, KS 66219
(913)599-5665

QUALITY CONTROL DATA

Project: FORT SMITH, AR
Pace Project No.: 60199172

LABORATORY CONTROL SAMPLE: 1608492

Parameter	Units	Spike Conc.	LCS Result	LCS % Rec	% Rec Limits	Qualifiers
1,1,1-Trichloroethane	ug/L	20	20.3	102	80-120	
1,1,2,2-Tetrachloroethane	ug/L	20	20.3	102	73-121	
1,1,2-Trichloroethane	ug/L	20	18.7	93	80-120	
1,1-Dichloroethane	ug/L	20	20.2	101	80-120	
1,1-Dichloroethene	ug/L	20	19.6	98	80-120	
1,2-Dichloroethane	ug/L	20	20.2	101	81-120	
1,2-Dichloropropane	ug/L	20	20.2	101	80-120	
2-Butanone (MEK)	ug/L	100	97.3	97	67-122	
2-Hexanone	ug/L	100	102	102	75-121	
4-Methyl-2-pentanone (MIBK)	ug/L	100	106	106	76-120	
Acetone	ug/L	100	94.3	94	72-120	
Benzene	ug/L	20	20.7	104	80-120	
Bromodichloromethane	ug/L	20	20.9	104	80-120	
Bromoform	ug/L	20	20.5	102	73-138	
Bromomethane	ug/L	20	19.9	99	38-137	
Carbon disulfide	ug/L	20	19.5	98	71-129	
Carbon tetrachloride	ug/L	20	19.8	99	67-146	
Chlorobenzene	ug/L	20	20.0	100	80-120	
Chloroethane	ug/L	20	17.2	86	76-120	
Chloroform	ug/L	20	19.5	97	80-120	
Chloromethane	ug/L	20	13.9	70	34-165	
cis-1,2-Dichloroethene	ug/L	20	19.9	100	80-120	
cis-1,3-Dichloropropene	ug/L	20	20.5	103	80-120	
Dibromochloromethane	ug/L	20	20.2	101	80-126	
Ethylbenzene	ug/L	20	20.0	100	80-120	
Methylene chloride	ug/L	20	18.1	91	80-120	
Styrene	ug/L	20	20.7	104	80-123	
Tetrachloroethene	ug/L	20	19.3	97	80-123	
Toluene	ug/L	20	20.5	103	80-120	
trans-1,2-Dichloroethene	ug/L	20	19.8	99	80-120	
trans-1,3-Dichloropropene	ug/L	20	20.9	105	80-129	
Trichloroethene	ug/L	20	19.5	97	80-120	
Vinyl chloride	ug/L	20	19.7	98	62-125	
Xylene (Total)	ug/L	60	61.5	102	80-120	
1,2-Dichloroethane-d4 (S)	%			101	80-120	
4-Bromofluorobenzene (S)	%			100	80-120	
Toluene-d8 (S)	%			98	80-120	

Results presented on this page are in the units indicated by the "Units" column except where an alternate unit is presented to the right of the result.

REPORT OF LABORATORY ANALYSIS

This report shall not be reproduced, except in full,
without the written consent of Pace Analytical Services, Inc..

Pace Analytical Services, Inc.
9608 Loiret Blvd.
Lenexa, KS 66219
(913)599-5665

QUALITY CONTROL DATA

Project: FORT SMITH, AR
Pace Project No.: 60199172

QC Batch: MSV/70896
QC Batch Method: EPA 5030B/8260
Analysis Method: EPA 5030B/8260
Analysis Description: 8260 MSV Water 10 mL Purge
Associated Lab Samples: 60199172005

METHOD BLANK: 1608747
Matrix: Water
Associated Lab Samples: 60199172005

Parameter	Units	Blank Result	Reporting Limit	Analyzed	Qualifiers
1,1,1-Trichloroethane	ug/L	ND	1.0	07/29/15 13:00	
1,1,2,2-Tetrachloroethane	ug/L	ND	1.0	07/29/15 13:00	
1,1,2-Trichloroethane	ug/L	ND	1.0	07/29/15 13:00	
1,1-Dichloroethane	ug/L	ND	1.0	07/29/15 13:00	
1,1-Dichloroethene	ug/L	ND	1.0	07/29/15 13:00	
1,2-Dichloroethane	ug/L	ND	1.0	07/29/15 13:00	
1,2-Dichloropropane	ug/L	ND	1.0	07/29/15 13:00	
2-Butanone (MEK)	ug/L	ND	10.0	07/29/15 13:00	
2-Hexanone	ug/L	ND	10.0	07/29/15 13:00	
4-Methyl-2-pentanone (MIBK)	ug/L	ND	10.0	07/29/15 13:00	
Acetone	ug/L	ND	10.0	07/29/15 13:00	
Benzene	ug/L	ND	1.0	07/29/15 13:00	
Bromodichloromethane	ug/L	ND	1.0	07/29/15 13:00	
Bromoform	ug/L	ND	1.0	07/29/15 13:00	
Bromomethane	ug/L	ND	5.0	07/29/15 13:00	
Carbon disulfide	ug/L	ND	5.0	07/29/15 13:00	
Carbon tetrachloride	ug/L	ND	1.0	07/29/15 13:00	
Chlorobenzene	ug/L	ND	1.0	07/29/15 13:00	
Chloroethane	ug/L	ND	1.0	07/29/15 13:00	
Chloroform	ug/L	ND	1.0	07/29/15 13:00	
Chloromethane	ug/L	ND	1.0	07/29/15 13:00	
cis-1,3-Dichloropropene	ug/L	ND	1.0	07/29/15 13:00	
Dibromochloromethane	ug/L	ND	1.0	07/29/15 13:00	
Ethylbenzene	ug/L	ND	1.0	07/29/15 13:00	
Methylene chloride	ug/L	ND	1.0	07/29/15 13:00	
Styrene	ug/L	ND	1.0	07/29/15 13:00	
Tetrachloroethene	ug/L	ND	1.0	07/29/15 13:00	
Toluene	ug/L	0.19J	1.0	07/29/15 13:00	
trans-1,2-Dichloroethene	ug/L	ND	1.0	07/29/15 13:00	
trans-1,3-Dichloropropene	ug/L	ND	1.0	07/29/15 13:00	
Vinyl chloride	ug/L	ND	1.0	07/29/15 13:00	
Xylene (Total)	ug/L	ND	3.0	07/29/15 13:00	
1,2-Dichloroethane-d4 (S)	%	94	80-120	07/29/15 13:00	
4-Bromofluorobenzene (S)	%	98	80-120	07/29/15 13:00	
Toluene-d8 (S)	%	99	80-120	07/29/15 13:00	

LABORATORY CONTROL SAMPLE: 1608748

Parameter	Units	Spike Conc.	LCS Result	LCS % Rec	% Rec Limits	Qualifiers
1,1,1-Trichloroethane	ug/L	20	19.7	99	80-120	

Results presented on this page are in the units indicated by the "Units" column except where an alternate unit is presented to the right of the result.

REPORT OF LABORATORY ANALYSIS

This report shall not be reproduced, except in full,
without the written consent of Pace Analytical Services, Inc..

Pace Analytical Services, Inc.
9608 Loiret Blvd.
Lenexa, KS 66219
(913)599-5665

QUALITY CONTROL DATA

Project: FORT SMITH, AR
Pace Project No.: 60199172

LABORATORY CONTROL SAMPLE: 1608748

Parameter	Units	Spike Conc.	LCS Result	LCS % Rec	% Rec Limits	Qualifiers
1,1,2,2-Tetrachloroethane	ug/L	20	20.9	105	73-121	
1,1,2-Trichloroethane	ug/L	20	21.3	106	80-120	
1,1-Dichloroethane	ug/L	20	21.1	105	80-120	
1,1-Dichloroethene	ug/L	20	19.5	98	80-120	
1,2-Dichloroethane	ug/L	20	20.7	103	81-120	
1,2-Dichloropropane	ug/L	20	21.2	106	80-120	
2-Butanone (MEK)	ug/L	100	105	105	67-122	
2-Hexanone	ug/L	100	103	103	75-121	
4-Methyl-2-pentanone (MIBK)	ug/L	100	109	109	76-120	
Acetone	ug/L	100	95.6	96	72-120	
Benzene	ug/L	20	21.9	109	80-120	
Bromodichloromethane	ug/L	20	20.1	100	80-120	
Bromoform	ug/L	20	20.6	103	73-138	
Bromomethane	ug/L	20	15.0	75	38-137	
Carbon disulfide	ug/L	20	20.0	100	71-129	
Carbon tetrachloride	ug/L	20	20.4	102	67-146	
Chlorobenzene	ug/L	20	20.8	104	80-120	
Chloroethane	ug/L	20	19.5	98	76-120	
Chloroform	ug/L	20	19.7	98	80-120	
Chloromethane	ug/L	20	16.0	80	34-165	
cis-1,3-Dichloropropene	ug/L	20	21.5	108	80-120	
Dibromochloromethane	ug/L	20	20.3	101	80-126	
Ethylbenzene	ug/L	20	21.0	105	80-120	
Methylene chloride	ug/L	20	22.0	110	80-120	
Styrene	ug/L	20	21.1	105	80-123	
Tetrachloroethene	ug/L	20	21.4	107	80-123	
Toluene	ug/L	20	21.4	107	80-120	
trans-1,2-Dichloroethene	ug/L	20	20.6	103	80-120	
trans-1,3-Dichloropropene	ug/L	20	20.9	105	80-129	
Vinyl chloride	ug/L	20	17.1	86	62-125	
Xylene (Total)	ug/L	60	63.6	106	80-120	
1,2-Dichloroethane-d4 (S)	%			94	80-120	
4-Bromofluorobenzene (S)	%			94	80-120	
Toluene-d8 (S)	%			99	80-120	

Results presented on this page are in the units indicated by the "Units" column except where an alternate unit is presented to the right of the result.

REPORT OF LABORATORY ANALYSIS

This report shall not be reproduced, except in full,
without the written consent of Pace Analytical Services, Inc..

Pace Analytical Services, Inc.
9608 Loiret Blvd.
Lenexa, KS 66219
(913)599-5665

QUALITY CONTROL DATA

Project: FORT SMITH, AR
Pace Project No.: 60199172

QC Batch: MSV/70805 Analysis Method: EPA 5030B/8260
QC Batch Method: EPA 5030B/8260 Analysis Description: 8260 MSV Water 7 day
Associated Lab Samples: 60199172003, 60199172006

METHOD BLANK: 1606613 Matrix: Water
Associated Lab Samples: 60199172003, 60199172006

Parameter	Units	Blank Result	Reporting Limit	Analyzed	Qualifiers
1,1,1-Trichloroethane	ug/L	ND	1.0	07/24/15 15:25	
1,1,2,2-Tetrachloroethane	ug/L	ND	1.0	07/24/15 15:25	
1,1,2-Trichloroethane	ug/L	ND	1.0	07/24/15 15:25	
1,1-Dichloroethane	ug/L	ND	1.0	07/24/15 15:25	
1,1-Dichloroethene	ug/L	ND	1.0	07/24/15 15:25	
1,2-Dichloroethane	ug/L	ND	1.0	07/24/15 15:25	
1,2-Dichloropropane	ug/L	ND	1.0	07/24/15 15:25	
2-Butanone (MEK)	ug/L	ND	10.0	07/24/15 15:25	
2-Hexanone	ug/L	ND	10.0	07/24/15 15:25	
4-Methyl-2-pentanone (MIBK)	ug/L	ND	10.0	07/24/15 15:25	
Acetone	ug/L	ND	10.0	07/24/15 15:25	
Benzene	ug/L	ND	1.0	07/24/15 15:25	
Bromodichloromethane	ug/L	ND	1.0	07/24/15 15:25	
Bromoform	ug/L	ND	1.0	07/24/15 15:25	
Bromomethane	ug/L	ND	5.0	07/24/15 15:25	
Carbon disulfide	ug/L	ND	5.0	07/24/15 15:25	
Carbon tetrachloride	ug/L	ND	1.0	07/24/15 15:25	
Chlorobenzene	ug/L	ND	1.0	07/24/15 15:25	
Chloroethane	ug/L	ND	1.0	07/24/15 15:25	
Chloroform	ug/L	ND	1.0	07/24/15 15:25	
Chloromethane	ug/L	ND	1.0	07/24/15 15:25	
cis-1,2-Dichloroethene	ug/L	ND	1.0	07/24/15 15:25	
cis-1,3-Dichloropropene	ug/L	ND	1.0	07/24/15 15:25	
Dibromochloromethane	ug/L	ND	1.0	07/24/15 15:25	
Ethylbenzene	ug/L	ND	1.0	07/24/15 15:25	
Methylene chloride	ug/L	ND	1.0	07/24/15 15:25	
Styrene	ug/L	ND	1.0	07/24/15 15:25	
Tetrachloroethene	ug/L	ND	1.0	07/24/15 15:25	
Toluene	ug/L	ND	1.0	07/24/15 15:25	
trans-1,2-Dichloroethene	ug/L	ND	1.0	07/24/15 15:25	
trans-1,3-Dichloropropene	ug/L	ND	1.0	07/24/15 15:25	
Trichloroethene	ug/L	ND	1.0	07/24/15 15:25	
Vinyl chloride	ug/L	ND	1.0	07/24/15 15:25	
Xylene (Total)	ug/L	ND	3.0	07/24/15 15:25	
1,2-Dichloroethane-d4 (S)	%	100	80-120	07/24/15 15:25	
4-Bromofluorobenzene (S)	%	101	80-120	07/24/15 15:25	
Toluene-d8 (S)	%	98	80-120	07/24/15 15:25	

Results presented on this page are in the units indicated by the "Units" column except where an alternate unit is presented to the right of the result.

REPORT OF LABORATORY ANALYSIS

This report shall not be reproduced, except in full,
without the written consent of Pace Analytical Services, Inc..

Pace Analytical Services, Inc.
9608 Loiret Blvd.
Lenexa, KS 66219
(913)599-5665

QUALITY CONTROL DATA

Project: FORT SMITH, AR
Pace Project No.: 60199172

LABORATORY CONTROL SAMPLE: 1606614

Parameter	Units	Spike Conc.	LCS Result	LCS % Rec	% Rec Limits	Qualifiers
1,1,1-Trichloroethane	ug/L	20	21.2	106	80-120	
1,1,2,2-Tetrachloroethane	ug/L	20	18.4	92	73-121	
1,1,2-Trichloroethane	ug/L	20	20.1	101	80-120	
1,1-Dichloroethane	ug/L	20	21.2	106	80-120	
1,1-Dichloroethene	ug/L	20	19.9	100	80-120	
1,2-Dichloroethane	ug/L	20	20.6	103	81-120	
1,2-Dichloropropane	ug/L	20	20.6	103	80-120	
2-Butanone (MEK)	ug/L	100	106	106	67-122	
2-Hexanone	ug/L	100	103	103	75-121	
4-Methyl-2-pentanone (MIBK)	ug/L	100	105	105	76-120	
Acetone	ug/L	100	106	106	72-120	
Benzene	ug/L	20	22.0	110	80-120	
Bromodichloromethane	ug/L	20	21.4	107	80-120	
Bromoform	ug/L	20	19.6	98	73-138	
Bromomethane	ug/L	20	15.9	79	38-137	
Carbon disulfide	ug/L	20	19.2	96	71-129	
Carbon tetrachloride	ug/L	20	20.4	102	67-146	
Chlorobenzene	ug/L	20	20.3	102	80-120	
Chloroethane	ug/L	20	21.1	105	76-120	
Chloroform	ug/L	20	19.1	96	80-120	
Chloromethane	ug/L	20	22.0	110	34-165	
cis-1,2-Dichloroethene	ug/L	20	20.9	105	80-120	
cis-1,3-Dichloropropene	ug/L	20	21.1	105	80-120	
Dibromochloromethane	ug/L	20	20.4	102	80-126	
Ethylbenzene	ug/L	20	20.7	104	80-120	
Methylene chloride	ug/L	20	20.3	101	80-120	
Styrene	ug/L	20	20.6	103	80-123	
Tetrachloroethene	ug/L	20	19.9	100	80-123	
Toluene	ug/L	20	20.6	103	80-120	
trans-1,2-Dichloroethene	ug/L	20	19.7	99	80-120	
trans-1,3-Dichloropropene	ug/L	20	20.1	100	80-129	
Trichloroethene	ug/L	20	21.8	109	80-120	
Vinyl chloride	ug/L	20	19.2	96	62-125	
Xylene (Total)	ug/L	60	63.4	106	80-120	
1,2-Dichloroethane-d4 (S)	%			100	80-120	
4-Bromofluorobenzene (S)	%			98	80-120	
Toluene-d8 (S)	%			99	80-120	

Results presented on this page are in the units indicated by the "Units" column except where an alternate unit is presented to the right of the result.

REPORT OF LABORATORY ANALYSIS

This report shall not be reproduced, except in full,
without the written consent of Pace Analytical Services, Inc..

Pace Analytical Services, Inc.
9608 Loiret Blvd.
Lenexa, KS 66219
(913)599-5665

QUALITY CONTROL DATA

Project: FORT SMITH, AR
Pace Project No.: 60199172

QC Batch: MSV/70883 Analysis Method: EPA 5030B/8260
QC Batch Method: EPA 5030B/8260 Analysis Description: 8260 MSV Water 7 day
Associated Lab Samples: 60199172002, 60199172007

METHOD BLANK: 1608512 Matrix: Water
Associated Lab Samples: 60199172002, 60199172007

Parameter	Units	Blank Result	Reporting Limit	Analyzed	Qualifiers
1,1,1-Trichloroethane	ug/L	ND	1.0	07/29/15 12:03	
1,1,2,2-Tetrachloroethane	ug/L	ND	1.0	07/29/15 12:03	
1,1,2-Trichloroethane	ug/L	ND	1.0	07/29/15 12:03	
1,1-Dichloroethane	ug/L	ND	1.0	07/29/15 12:03	
1,1-Dichloroethene	ug/L	ND	1.0	07/29/15 12:03	
1,2-Dichloroethane	ug/L	ND	1.0	07/29/15 12:03	
1,2-Dichloropropane	ug/L	ND	1.0	07/29/15 12:03	
2-Butanone (MEK)	ug/L	ND	10.0	07/29/15 12:03	
2-Hexanone	ug/L	ND	10.0	07/29/15 12:03	
4-Methyl-2-pentanone (MIBK)	ug/L	ND	10.0	07/29/15 12:03	
Acetone	ug/L	2.0J	10.0	07/29/15 12:03	
Benzene	ug/L	ND	1.0	07/29/15 12:03	
Bromodichloromethane	ug/L	ND	1.0	07/29/15 12:03	
Bromoform	ug/L	ND	1.0	07/29/15 12:03	
Bromomethane	ug/L	ND	5.0	07/29/15 12:03	
Carbon disulfide	ug/L	ND	5.0	07/29/15 12:03	
Carbon tetrachloride	ug/L	ND	1.0	07/29/15 12:03	
Chlorobenzene	ug/L	ND	1.0	07/29/15 12:03	
Chloroethane	ug/L	ND	1.0	07/29/15 12:03	
Chloroform	ug/L	ND	1.0	07/29/15 12:03	
Chloromethane	ug/L	ND	1.0	07/29/15 12:03	
cis-1,2-Dichloroethene	ug/L	ND	1.0	07/29/15 12:03	
cis-1,3-Dichloropropene	ug/L	ND	1.0	07/29/15 12:03	
Dibromochloromethane	ug/L	ND	1.0	07/29/15 12:03	
Ethylbenzene	ug/L	ND	1.0	07/29/15 12:03	
Methylene chloride	ug/L	ND	1.0	07/29/15 12:03	
Styrene	ug/L	ND	1.0	07/29/15 12:03	
Tetrachloroethene	ug/L	ND	1.0	07/29/15 12:03	
Toluene	ug/L	ND	1.0	07/29/15 12:03	
trans-1,2-Dichloroethene	ug/L	ND	1.0	07/29/15 12:03	
trans-1,3-Dichloropropene	ug/L	ND	1.0	07/29/15 12:03	
Trichloroethene	ug/L	ND	1.0	07/29/15 12:03	
Vinyl chloride	ug/L	ND	1.0	07/29/15 12:03	
Xylene (Total)	ug/L	ND	3.0	07/29/15 12:03	
1,2-Dichloroethane-d4 (S)	%	100	80-120	07/29/15 12:03	
4-Bromofluorobenzene (S)	%	103	80-120	07/29/15 12:03	
Toluene-d8 (S)	%	103	80-120	07/29/15 12:03	

Results presented on this page are in the units indicated by the "Units" column except where an alternate unit is presented to the right of the result.

REPORT OF LABORATORY ANALYSIS

This report shall not be reproduced, except in full,
without the written consent of Pace Analytical Services, Inc..

Pace Analytical Services, Inc.
9608 Loiret Blvd.
Lenexa, KS 66219
(913)599-5665

QUALITY CONTROL DATA

Project: FORT SMITH, AR
Pace Project No.: 60199172

LABORATORY CONTROL SAMPLE: 1608513

Parameter	Units	Spike Conc.	LCS Result	LCS % Rec	% Rec Limits	Qualifiers
1,1,1-Trichloroethane	ug/L	20	20.3	102	80-120	
1,1,2,2-Tetrachloroethane	ug/L	20	20.3	102	73-121	
1,1,2-Trichloroethane	ug/L	20	18.7	93	80-120	
1,1-Dichloroethane	ug/L	20	20.2	101	80-120	
1,1-Dichloroethene	ug/L	20	19.6	98	80-120	
1,2-Dichloroethane	ug/L	20	20.2	101	81-120	
1,2-Dichloropropane	ug/L	20	20.2	101	80-120	
2-Butanone (MEK)	ug/L	100	97.3	97	67-122	
2-Hexanone	ug/L	100	102	102	75-121	
4-Methyl-2-pentanone (MIBK)	ug/L	100	106	106	76-120	
Acetone	ug/L	100	94.3	94	72-120	
Benzene	ug/L	20	20.7	104	80-120	
Bromodichloromethane	ug/L	20	20.9	104	80-120	
Bromoform	ug/L	20	20.5	102	73-138	
Bromomethane	ug/L	20	19.9	99	38-137	
Carbon disulfide	ug/L	20	19.5	98	71-129	
Carbon tetrachloride	ug/L	20	19.8	99	67-146	
Chlorobenzene	ug/L	20	20.0	100	80-120	
Chloroethane	ug/L	20	17.2	86	76-120	
Chloroform	ug/L	20	19.5	97	80-120	
Chloromethane	ug/L	20	13.9	70	34-165	
cis-1,2-Dichloroethene	ug/L	20	19.9	100	80-120	
cis-1,3-Dichloropropene	ug/L	20	20.5	103	80-120	
Dibromochloromethane	ug/L	20	20.2	101	80-126	
Ethylbenzene	ug/L	20	20.0	100	80-120	
Methylene chloride	ug/L	20	18.1	91	80-120	
Styrene	ug/L	20	20.7	104	80-123	
Tetrachloroethene	ug/L	20	19.3	97	80-123	
Toluene	ug/L	20	20.5	103	80-120	
trans-1,2-Dichloroethene	ug/L	20	19.8	99	80-120	
trans-1,3-Dichloropropene	ug/L	20	20.9	105	80-129	
Trichloroethene	ug/L	20	19.5	97	80-120	
Vinyl chloride	ug/L	20	19.7	98	62-125	
Xylene (Total)	ug/L	60	61.5	102	80-120	
1,2-Dichloroethane-d4 (S)	%			101	80-120	
4-Bromofluorobenzene (S)	%			100	80-120	
Toluene-d8 (S)	%			98	80-120	

Results presented on this page are in the units indicated by the "Units" column except where an alternate unit is presented to the right of the result.

REPORT OF LABORATORY ANALYSIS

This report shall not be reproduced, except in full,
without the written consent of Pace Analytical Services, Inc..

Pace Analytical Services, Inc.
9608 Loiret Blvd.
Lenexa, KS 66219
(913)599-5665

QUALITY CONTROL DATA

Project: FORT SMITH, AR
Pace Project No.: 60199172

QC Batch: MSV/70895
QC Batch Method: EPA 5030B/8260
Analysis Method: EPA 5030B/8260
Analysis Description: 8260 MSV Water 7 day
Associated Lab Samples: 60199172007

METHOD BLANK: 1608744
Matrix: Water
Associated Lab Samples: 60199172007

Parameter	Units	Blank Result	Reporting Limit	Analyzed	Qualifiers
1,1,1-Trichloroethane	ug/L	ND	1.0	07/29/15 13:00	
1,1,2-Trichloroethane	ug/L	ND	1.0	07/29/15 13:00	
1,1-Dichloroethane	ug/L	ND	1.0	07/29/15 13:00	
1,1-Dichloroethene	ug/L	ND	1.0	07/29/15 13:00	
1,2-Dichloroethane	ug/L	ND	1.0	07/29/15 13:00	
1,2-Dichloropropane	ug/L	ND	1.0	07/29/15 13:00	
2-Butanone (MEK)	ug/L	ND	10.0	07/29/15 13:00	
2-Hexanone	ug/L	ND	10.0	07/29/15 13:00	
4-Methyl-2-pentanone (MIBK)	ug/L	ND	10.0	07/29/15 13:00	
Acetone	ug/L	ND	10.0	07/29/15 13:00	
Benzene	ug/L	ND	1.0	07/29/15 13:00	
Bromodichloromethane	ug/L	ND	1.0	07/29/15 13:00	
Bromoform	ug/L	ND	1.0	07/29/15 13:00	
Bromomethane	ug/L	ND	5.0	07/29/15 13:00	
Carbon disulfide	ug/L	ND	5.0	07/29/15 13:00	
Carbon tetrachloride	ug/L	ND	1.0	07/29/15 13:00	
Chlorobenzene	ug/L	ND	1.0	07/29/15 13:00	
Chloroethane	ug/L	ND	1.0	07/29/15 13:00	
Chloroform	ug/L	ND	1.0	07/29/15 13:00	
Chloromethane	ug/L	ND	1.0	07/29/15 13:00	
cis-1,3-Dichloropropene	ug/L	ND	1.0	07/29/15 13:00	
Dibromochloromethane	ug/L	ND	1.0	07/29/15 13:00	
Ethylbenzene	ug/L	ND	1.0	07/29/15 13:00	
Methylene chloride	ug/L	ND	1.0	07/29/15 13:00	
Styrene	ug/L	ND	1.0	07/29/15 13:00	
Tetrachloroethene	ug/L	ND	1.0	07/29/15 13:00	
Toluene	ug/L	0.19J	1.0	07/29/15 13:00	
trans-1,2-Dichloroethene	ug/L	ND	1.0	07/29/15 13:00	
trans-1,3-Dichloropropene	ug/L	ND	1.0	07/29/15 13:00	
Vinyl chloride	ug/L	ND	1.0	07/29/15 13:00	
Xylene (Total)	ug/L	ND	3.0	07/29/15 13:00	
1,2-Dichloroethane-d4 (S)	%	94	80-120	07/29/15 13:00	
4-Bromofluorobenzene (S)	%	98	80-120	07/29/15 13:00	
Toluene-d8 (S)	%	99	80-120	07/29/15 13:00	

LABORATORY CONTROL SAMPLE: 1608745

Parameter	Units	Spike Conc.	LCS Result	LCS % Rec	% Rec Limits	Qualifiers
1,1,1-Trichloroethane	ug/L	20	19.7	99	80-120	
1,1,2-Trichloroethane	ug/L	20	21.3	106	80-120	

Results presented on this page are in the units indicated by the "Units" column except where an alternate unit is presented to the right of the result.

REPORT OF LABORATORY ANALYSIS

This report shall not be reproduced, except in full,
without the written consent of Pace Analytical Services, Inc..

Pace Analytical Services, Inc.
9608 Loiret Blvd.
Lenexa, KS 66219
(913)599-5665

QUALITY CONTROL DATA

Project: FORT SMITH, AR
Pace Project No.: 60199172

LABORATORY CONTROL SAMPLE: 1608745

Parameter	Units	Spike Conc.	LCS Result	LCS % Rec	% Rec Limits	Qualifiers
1,1-Dichloroethane	ug/L	20	21.1	105	80-120	
1,1-Dichloroethene	ug/L	20	19.5	98	80-120	
1,2-Dichloroethane	ug/L	20	20.7	103	81-120	
1,2-Dichloropropane	ug/L	20	21.2	106	80-120	
2-Butanone (MEK)	ug/L	100	105	105	67-122	
2-Hexanone	ug/L	100	103	103	75-121	
4-Methyl-2-pentanone (MIBK)	ug/L	100	109	109	76-120	
Acetone	ug/L	100	95.6	96	72-120	
Benzene	ug/L	20	21.9	109	80-120	
Bromodichloromethane	ug/L	20	20.1	100	80-120	
Bromoform	ug/L	20	20.6	103	73-138	
Bromomethane	ug/L	20	15.0	75	38-137	
Carbon disulfide	ug/L	20	20.0	100	71-129	
Carbon tetrachloride	ug/L	20	20.4	102	67-146	
Chlorobenzene	ug/L	20	20.8	104	80-120	
Chloroethane	ug/L	20	19.5	98	76-120	
Chloroform	ug/L	20	19.7	98	80-120	
Chloromethane	ug/L	20	16.0	80	34-165	
cis-1,3-Dichloropropene	ug/L	20	21.5	108	80-120	
Dibromochloromethane	ug/L	20	20.3	101	80-126	
Ethylbenzene	ug/L	20	21.0	105	80-120	
Methylene chloride	ug/L	20	22.0	110	80-120	
Styrene	ug/L	20	21.1	105	80-123	
Tetrachloroethene	ug/L	20	21.4	107	80-123	
Toluene	ug/L	20	21.4	107	80-120	
trans-1,2-Dichloroethene	ug/L	20	20.6	103	80-120	
trans-1,3-Dichloropropene	ug/L	20	20.9	105	80-129	
Vinyl chloride	ug/L	20	17.1	86	62-125	
Xylene (Total)	ug/L	60	63.6	106	80-120	
1,2-Dichloroethane-d4 (S)	%			94	80-120	
4-Bromofluorobenzene (S)	%			94	80-120	
Toluene-d8 (S)	%			99	80-120	

Results presented on this page are in the units indicated by the "Units" column except where an alternate unit is presented to the right of the result.

REPORT OF LABORATORY ANALYSIS

This report shall not be reproduced, except in full,
without the written consent of Pace Analytical Services, Inc..

Pace Analytical Services, Inc.
9608 Loiret Blvd.
Lenexa, KS 66219
(913)599-5665

QUALITY CONTROL DATA

Project: FORT SMITH, AR
Pace Project No.: 60199172

QC Batch: WET/56309 Analysis Method: SM 2320B
QC Batch Method: SM 2320B Analysis Description: 2320B Alkalinity
Associated Lab Samples: 60199172001, 60199172002, 60199172005, 60199172006, 60199172007

METHOD BLANK: 1610654 Matrix: Water
Associated Lab Samples: 60199172001, 60199172002, 60199172005, 60199172006, 60199172007

Parameter	Units	Blank Result	Reporting Limit	Analyzed	Qualifiers
Alkalinity, Carbonate (CaCO3)	mg/L	ND	20.0	08/03/15 09:52	
Alkalinity, Total as CaCO3	mg/L	ND	20.0	08/03/15 09:52	
Alkalinity,Bicarbonate (CaCO3)	mg/L	ND	20.0	08/03/15 09:52	

LABORATORY CONTROL SAMPLE: 1610655

Parameter	Units	Spike Conc.	LCS Result	LCS % Rec	% Rec Limits	Qualifiers
Alkalinity, Total as CaCO3	mg/L	500	475	95	90-110	

SAMPLE DUPLICATE: 1610656

Parameter	Units	60199011007 Result	Dup Result	RPD	Max RPD	Qualifiers
Alkalinity, Carbonate (CaCO3)	mg/L	ND	ND		10	
Alkalinity, Total as CaCO3	mg/L	73.7	72.5	2	10	
Alkalinity,Bicarbonate (CaCO3)	mg/L	73.7	72.5	2	10	

SAMPLE DUPLICATE: 1610657

Parameter	Units	60199172002 Result	Dup Result	RPD	Max RPD	Qualifiers
Alkalinity, Carbonate (CaCO3)	mg/L	ND	ND		10	
Alkalinity, Total as CaCO3	mg/L	74.4	74.0	1	10	
Alkalinity,Bicarbonate (CaCO3)	mg/L	74.4	74.0	1	10	

Results presented on this page are in the units indicated by the "Units" column except where an alternate unit is presented to the right of the result.

REPORT OF LABORATORY ANALYSIS

This report shall not be reproduced, except in full,
without the written consent of Pace Analytical Services, Inc..

Pace Analytical Services, Inc.
9608 Loiret Blvd.
Lenexa, KS 66219
(913)599-5665

QUALITY CONTROL DATA

Project: FORT SMITH, AR
Pace Project No.: 60199172

QC Batch: WET/56156 Analysis Method: SM 4500-S-2 D
QC Batch Method: SM 4500-S-2 D Analysis Description: 4500S2D Sulfide, Total
Associated Lab Samples: 60199172001, 60199172002, 60199172005, 60199172006, 60199172007

METHOD BLANK: 1606550 Matrix: Water
Associated Lab Samples: 60199172001, 60199172002, 60199172005, 60199172006, 60199172007

Parameter	Units	Blank Result	Reporting Limit	Analyzed	Qualifiers
Sulfide, Total	mg/L	ND	0.050	07/27/15 10:43	

LABORATORY CONTROL SAMPLE: 1606551

Parameter	Units	Spike Conc.	LCS Result	LCS % Rec	% Rec Limits	Qualifiers
Sulfide, Total	mg/L	.5	0.48	96	80-120	

MATRIX SPIKE SAMPLE: 1606552

Parameter	Units	60199172001 Result	Spike Conc.	MS Result	MS % Rec	% Rec Limits	Qualifiers
Sulfide, Total	mg/L	ND	.5	0.32	63	75-125	M1

SAMPLE DUPLICATE: 1606553

Parameter	Units	60199172002 Result	Dup Result	RPD	Max RPD	Qualifiers
Sulfide, Total	mg/L	ND	ND		20	

Results presented on this page are in the units indicated by the "Units" column except where an alternate unit is presented to the right of the result.

REPORT OF LABORATORY ANALYSIS

This report shall not be reproduced, except in full,
without the written consent of Pace Analytical Services, Inc..

Pace Analytical Services, Inc.
9608 Loiret Blvd.
Lenexa, KS 66219
(913)599-5665

QUALITY CONTROL DATA

Project: FORT SMITH, AR
Pace Project No.: 60199172

QC Batch: WETA/35216 Analysis Method: EPA 300.0
QC Batch Method: EPA 300.0 Analysis Description: 300.0 IC Anions
Associated Lab Samples: 60199172001, 60199172002, 60199172005, 60199172006, 60199172007

METHOD BLANK: 1607828 Matrix: Water
Associated Lab Samples: 60199172001, 60199172002, 60199172005, 60199172006, 60199172007

Parameter	Units	Blank Result	Reporting Limit	Analyzed	Qualifiers
Chloride	mg/L	ND	1.0	07/29/15 10:57	
Sulfate	mg/L	ND	1.0	07/29/15 10:57	

METHOD BLANK: 1609028 Matrix: Water
Associated Lab Samples: 60199172001, 60199172002, 60199172005, 60199172006, 60199172007

Parameter	Units	Blank Result	Reporting Limit	Analyzed	Qualifiers
Chloride	mg/L	ND	1.0	07/30/15 08:34	
Sulfate	mg/L	ND	1.0	07/30/15 08:34	

LABORATORY CONTROL SAMPLE: 1607829

Parameter	Units	Spike Conc.	LCS Result	LCS % Rec	% Rec Limits	Qualifiers
Chloride	mg/L	5	4.8	96	90-110	
Sulfate	mg/L	5	4.8	95	90-110	

LABORATORY CONTROL SAMPLE: 1609029

Parameter	Units	Spike Conc.	LCS Result	LCS % Rec	% Rec Limits	Qualifiers
Chloride	mg/L	5	4.9	97	90-110	
Sulfate	mg/L	5	4.8	97	90-110	

MATRIX SPIKE SAMPLE: 1607830

Parameter	Units	60198987001 Result	Spike Conc.	MS Result	MS % Rec	% Rec Limits	Qualifiers
Chloride	mg/L	4670	1250	5830	92	80-120	
Sulfate	mg/L	284	1250	1500	97	80-120	

MATRIX SPIKE SAMPLE: 1607831

Parameter	Units	60199058001 Result	Spike Conc.	MS Result	MS % Rec	% Rec Limits	Qualifiers
Chloride	mg/L	925	250	1160	93	80-120	
Sulfate	mg/L	73.2	250	318	98	80-120	

Results presented on this page are in the units indicated by the "Units" column except where an alternate unit is presented to the right of the result.

REPORT OF LABORATORY ANALYSIS

This report shall not be reproduced, except in full,
without the written consent of Pace Analytical Services, Inc..

Pace Analytical Services, Inc.
9608 Loiret Blvd.
Lenexa, KS 66219
(913)599-5665

QUALITY CONTROL DATA

Project: FORT SMITH, AR
Pace Project No.: 60199172

QC Batch: WETA/35215 Analysis Method: EPA 350.1
QC Batch Method: EPA 350.1 Analysis Description: 350.1 Ammonia
Associated Lab Samples: 60199172001, 60199172002, 60199172005, 60199172006, 60199172007

METHOD BLANK: 1607743 Matrix: Water
Associated Lab Samples: 60199172001, 60199172002, 60199172005, 60199172006, 60199172007

Parameter	Units	Blank Result	Reporting Limit	Analyzed	Qualifiers
Nitrogen, Ammonia	mg/L	ND	0.10	07/28/15 14:02	

LABORATORY CONTROL SAMPLE: 1607744

Parameter	Units	Spike Conc.	LCS Result	LCS % Rec	% Rec Limits	Qualifiers
Nitrogen, Ammonia	mg/L	2	2.1	105	90-110	

MATRIX SPIKE SAMPLE: 1607745

Parameter	Units	60199118001 Result	Spike Conc.	MS Result	MS % Rec	% Rec Limits	Qualifiers
Nitrogen, Ammonia	mg/L	42.1	20	59.6	88	90-110	M1

SAMPLE DUPLICATE: 1607746

Parameter	Units	60199172001 Result	Dup Result	RPD	Max RPD	Qualifiers
Nitrogen, Ammonia	mg/L	ND	ND		18	

Results presented on this page are in the units indicated by the "Units" column except where an alternate unit is presented to the right of the result.

REPORT OF LABORATORY ANALYSIS

This report shall not be reproduced, except in full,
without the written consent of Pace Analytical Services, Inc..

Pace Analytical Services, Inc.
9608 Loiret Blvd.
Lenexa, KS 66219
(913)599-5665

QUALITY CONTROL DATA

Project: FORT SMITH, AR
Pace Project No.: 60199172

QC Batch: WETA/35175 Analysis Method: EPA 353.2
QC Batch Method: EPA 353.2 Analysis Description: 353.2 Nitrate + Nitrite, Unpres.
Associated Lab Samples: 60199172001, 60199172002, 60199172005, 60199172006, 60199172007

METHOD BLANK: 1606476 Matrix: Water
Associated Lab Samples: 60199172001, 60199172002, 60199172005, 60199172006, 60199172007

Parameter	Units	Blank Result	Reporting Limit	Analyzed	Qualifiers
Nitrogen, Nitrate	mg/L	ND	0.10	07/24/15 15:07	
Nitrogen, Nitrite	mg/L	ND	0.10	07/24/15 15:07	
Nitrogen, NO2 plus NO3	mg/L	ND	0.10	07/24/15 15:07	

LABORATORY CONTROL SAMPLE: 1606477

Parameter	Units	Spike Conc.	LCS Result	LCS % Rec	% Rec Limits	Qualifiers
Nitrogen, Nitrate	mg/L	1.6	1.6	101	85-115	
Nitrogen, Nitrite	mg/L	.4	0.39	97	90-110	
Nitrogen, NO2 plus NO3	mg/L	2	2.0	100	90-110	

MATRIX SPIKE SAMPLE: 1606478

Parameter	Units	60199172001 Result	Spike Conc.	MS Result	MS % Rec	% Rec Limits	Qualifiers
Nitrogen, Nitrate	mg/L	0.22	1.6	2.0	110	85-115	
Nitrogen, Nitrite	mg/L	ND	.4	0.44	110	90-110	
Nitrogen, NO2 plus NO3	mg/L	0.22	2	2.4	110	90-110	

SAMPLE DUPLICATE: 1606479

Parameter	Units	60199183001 Result	Dup Result	RPD	Max RPD	Qualifiers
Nitrogen, Nitrate	mg/L	0.55	0.55	0	20	
Nitrogen, Nitrite	mg/L	ND	ND		20	
Nitrogen, NO2 plus NO3	mg/L	0.55	0.55	0	20	

SAMPLE DUPLICATE: 1607222

Parameter	Units	60199183008 Result	Dup Result	RPD	Max RPD	Qualifiers
Nitrogen, Nitrate	mg/L	3.1	3.1	1	20	
Nitrogen, Nitrite	mg/L	ND	ND		20	
Nitrogen, NO2 plus NO3	mg/L	3.1	3.1	1	20	

Results presented on this page are in the units indicated by the "Units" column except where an alternate unit is presented to the right of the result.

REPORT OF LABORATORY ANALYSIS

This report shall not be reproduced, except in full,
without the written consent of Pace Analytical Services, Inc..

Pace Analytical Services, Inc.
9608 Loiret Blvd.
Lenexa, KS 66219
(913)599-5665

QUALITY CONTROL DATA

Project: FORT SMITH, AR
Pace Project No.: 60199172

QC Batch: WETA/35320 Analysis Method: SM 5310C
QC Batch Method: SM 5310C Analysis Description: 5310C Total Organic Carbon
Associated Lab Samples: 60199172001, 60199172002, 60199172005, 60199172006, 60199172007

METHOD BLANK: 1611622 Matrix: Water
Associated Lab Samples: 60199172001, 60199172002, 60199172005, 60199172006, 60199172007

Parameter	Units	Blank Result	Reporting Limit	Analyzed	Qualifiers
Total Organic Carbon	mg/L	ND	1.0	08/05/15 15:36	

LABORATORY CONTROL SAMPLE: 1611623

Parameter	Units	Spike Conc.	LCS Result	LCS % Rec	% Rec Limits	Qualifiers
Total Organic Carbon	mg/L	5	5.4	108	80-120	

MATRIX SPIKE SAMPLE: 1611624

Parameter	Units	60198937021 Result	Spike Conc.	MS Result	MS % Rec	% Rec Limits	Qualifiers
Total Organic Carbon	mg/L	ND	5	2.9	49	80-120	M1

SAMPLE DUPLICATE: 1611625

Parameter	Units	60199108003 Result	Dup Result	RPD	Max RPD	Qualifiers
Total Organic Carbon	mg/L	3.2	3.2	1	25	

Results presented on this page are in the units indicated by the "Units" column except where an alternate unit is presented to the right of the result.

REPORT OF LABORATORY ANALYSIS

This report shall not be reproduced, except in full,
without the written consent of Pace Analytical Services, Inc..

Pace Analytical Services, Inc.
9608 Loiret Blvd.
Lenexa, KS 66219
(913)599-5665

QUALITY CONTROL DATA

Project: FORT SMITH, AR
Pace Project No.: 60199172

QC Batch: WETA/8742 Analysis Method: SM 4500-P E
QC Batch Method: SM4500-P B Analysis Description: SM4500P-E, Total Phosphorus
Associated Lab Samples: 60199172001, 60199172002, 60199172005, 60199172006, 60199172007

METHOD BLANK: 155039 Matrix: Water
Associated Lab Samples: 60199172001, 60199172002, 60199172005, 60199172006, 60199172007

Parameter	Units	Blank Result	Reporting Limit	Analyzed	Qualifiers
Phosphate as P04	mg/L	ND	0.030	07/31/15 15:28	

LABORATORY CONTROL SAMPLE: 155040

Parameter	Units	Spike Conc.	LCS Result	LCS % Rec	% Rec Limits	Qualifiers
Phosphate as P04	mg/L	1.5	1.5	100	80-120	

MATRIX SPIKE & MATRIX SPIKE DUPLICATE: 155041 155042

Parameter	Units	60199172001 Result	MS Spike Conc.	MSD Spike Conc.	MS Result	MSD Result	MS % Rec	MSD % Rec	% Rec Limits	RPD	Max RPD	Qual
Phosphate as P04	mg/L	0.032	1.5	1.5	1.4	1.4	89	91	80-120	2	20	

MATRIX SPIKE & MATRIX SPIKE DUPLICATE: 155043 155044

Parameter	Units	7528704001 Result	MS Spike Conc.	MSD Spike Conc.	MS Result	MSD Result	MS % Rec	MSD % Rec	% Rec Limits	RPD	Max RPD	Qual
Phosphate as P04	mg/L	4.4	1.5	1.5	6.7	6.9	150	159	80-120	2	20	M1

Results presented on this page are in the units indicated by the "Units" column except where an alternate unit is presented to the right of the result.

REPORT OF LABORATORY ANALYSIS

This report shall not be reproduced, except in full,
without the written consent of Pace Analytical Services, Inc..

Pace Analytical Services, Inc.
9608 Loiret Blvd.
Lenexa, KS 66219
(913)599-5665

QUALIFIERS

Project: FORT SMITH, AR
Pace Project No.: 60199172

DEFINITIONS

DF - Dilution Factor, if reported, represents the factor applied to the reported data due to dilution of the sample aliquot.

ND - Not Detected at or above adjusted reporting limit.

J - Estimated concentration above the adjusted method detection limit and below the adjusted reporting limit.

MDL - Adjusted Method Detection Limit.

PQL - Practical Quantitation Limit.

RL - Reporting Limit.

S - Surrogate

1,2-Diphenylhydrazine decomposes to and cannot be separated from Azobenzene using Method 8270. The result for each analyte is a combined concentration.

Consistent with EPA guidelines, unrounded data are displayed and have been used to calculate % recovery and RPD values.

LCS(D) - Laboratory Control Sample (Duplicate)

MS(D) - Matrix Spike (Duplicate)

DUP - Sample Duplicate

RPD - Relative Percent Difference

NC - Not Calculable.

SG - Silica Gel - Clean-Up

U - Indicates the compound was analyzed for, but not detected.

N-Nitrosodiphenylamine decomposes and cannot be separated from Diphenylamine using Method 8270. The result reported for each analyte is a combined concentration.

Pace Analytical is TNI accredited. Contact your Pace PM for the current list of accredited analytes.

TNI - The NELAC Institute.

LABORATORIES

PASI-D	Pace Analytical Services - Dallas
PASI-K	Pace Analytical Services - Kansas City

WORKORDER QUALIFIERS

WO: 60199172

[1] Revised Report REV_1. Moved sample 60199189021 from project 60199189 to 60199172.

BATCH QUALIFIERS

Batch: MSV/70804

[M5] A matrix spike/matrix spike duplicate was not performed for this batch due to insufficient sample volume.

Batch: MSV/70805

[M5] A matrix spike/matrix spike duplicate was not performed for this batch due to insufficient sample volume.

Batch: MSV/70882

[M5] A matrix spike/matrix spike duplicate was not performed for this batch due to insufficient sample volume.

Batch: MSV/70883

[M5] A matrix spike/matrix spike duplicate was not performed for this batch due to insufficient sample volume.

Batch: MSV/70895

[M5] A matrix spike/matrix spike duplicate was not performed for this batch due to insufficient sample volume.

Batch: MSV/70896

[M5] A matrix spike/matrix spike duplicate was not performed for this batch due to insufficient sample volume.

This report shall not be reproduced, except in full,
without the written consent of Pace Analytical Services, Inc..

Pace Analytical Services, Inc.
9608 Loiret Blvd.
Lenexa, KS 66219
(913)599-5665

QUALIFIERS

Project: FORT SMITH, AR
Pace Project No.: 60199172

BATCH QUALIFIERS

Batch: WET/56408

[1]	FERROUS Iron performed in the field

ANALYTE QUALIFIERS

1e	Field pH
B	Analyte was detected in the associated method blank.
H6	Analysis initiated outside of the 15 minute EPA recommended holding time.
M1	Matrix spike recovery exceeded QC limits. Batch accepted based on laboratory control sample (LCS) recovery.
pH	Post-analysis pH measurement indicates insufficient VOA sample preservation.

This report shall not be reproduced, except in full,
without the written consent of Pace Analytical Services, Inc..

Pace Analytical Services, Inc.
9608 Loiret Blvd.
Lenexa, KS 66219
(913)599-5665

QUALITY CONTROL DATA CROSS REFERENCE TABLE

Project: FORT SMITH, AR
Pace Project No.: 60199172

Lab ID	Sample ID	QC Batch Method	QC Batch	Analytical Method	Analytical Batch
60199172001	**ITMW-12-201507**	EPA 8015 - Alcohol	GCSV/4160		
60199172002	**ITMW-18-201507**	EPA 8015 - Alcohol	GCSV/4160		
60199172005	**MW-38-201507**	EPA 8015 - Alcohol	GCSV/4160		
60199172006	**ITMW-19-201507**	EPA 8015 - Alcohol	GCSV/4160		
60199172007	**MW-25-201507**	EPA 8015 - Alcohol	GCSV/4160		
60199172001	**ITMW-12-201507**	EPA 3010	MPRP/32640	EPA 6010	ICP/24124
60199172002	**ITMW-18-201507**	EPA 3010	MPRP/32640	EPA 6010	ICP/24124
60199172005	**MW-38-201507**	EPA 3010	MPRP/32640	EPA 6010	ICP/24124
60199172006	**ITMW-19-201507**	EPA 3010	MPRP/32640	EPA 6010	ICP/24124
60199172007	**MW-25-201507**	EPA 3010	MPRP/32640	EPA 6010	ICP/24124
60199172001	**ITMW-12-201507**	EPA 5030B/8260	MSV/70804		
60199172004	**EB-07-201507**	EPA 5030B/8260	MSV/70804		
60199172005	**MW-38-201507**	EPA 5030B/8260	MSV/70804		
60199172005	**MW-38-201507**	EPA 5030B/8260	MSV/70896		
60199172009	**TB-15-201507**	EPA 5030B/8260	MSV/70804		
60199172010	**TB-16-201507**	EPA 5030B/8260	MSV/70804		
60199189021	**EB-06-201507**	EPA 5030B/8260	MSV/70882		
60199172002	**ITMW-18-201507**	EPA 5030B/8260	MSV/70883		
60199172003	**DUP-07-201507**	EPA 5030B/8260	MSV/70805		
60199172006	**ITMW-19-201507**	EPA 5030B/8260	MSV/70805		
60199172007	**MW-25-201507**	EPA 5030B/8260	MSV/70883		
60199172007	**MW-25-201507**	EPA 5030B/8260	MSV/70895		
60199172001	**ITMW-12-201507**	SM 2320B	WET/56309		
60199172002	**ITMW-18-201507**	SM 2320B	WET/56309		
60199172005	**MW-38-201507**	SM 2320B	WET/56309		
60199172006	**ITMW-19-201507**	SM 2320B	WET/56309		
60199172007	**MW-25-201507**	SM 2320B	WET/56309		
60199172001	**ITMW-12-201507**	SM 3500-Fe B#4	WET/56408		
60199172002	**ITMW-18-201507**	SM 3500-Fe B#4	WET/56408		
60199172005	**MW-38-201507**	SM 3500-Fe B#4	WET/56408		
60199172006	**ITMW-19-201507**	SM 3500-Fe B#4	WET/56408		
60199172007	**MW-25-201507**	SM 3500-Fe B#4	WET/56408		
60199172001	**ITMW-12-201507**	SM 4500-H+B	WET/56410		
60199172002	**ITMW-18-201507**	SM 4500-H+B	WET/56410		
60199172005	**MW-38-201507**	SM 4500-H+B	WET/56410		
60199172006	**ITMW-19-201507**	SM 4500-H+B	WET/56410		
60199172007	**MW-25-201507**	SM 4500-H+B	WET/56410		
60199172001	**ITMW-12-201507**	SM 4500-S-2 D	WET/56156		
60199172002	**ITMW-18-201507**	SM 4500-S-2 D	WET/56156		
60199172005	**MW-38-201507**	SM 4500-S-2 D	WET/56156		
60199172006	**ITMW-19-201507**	SM 4500-S-2 D	WET/56156		
60199172007	**MW-25-201507**	SM 4500-S-2 D	WET/56156		

This report shall not be reproduced, except in full,
without the written consent of Pace Analytical Services, Inc..

Pace Analytical Services, Inc.
9608 Loiret Blvd.
Lenexa, KS 66219
(913)599-5665

QUALITY CONTROL DATA CROSS REFERENCE TABLE

Project: FORT SMITH, AR
Pace Project No.: 60199172

Lab ID	Sample ID	QC Batch Method	QC Batch	Analytical Method	Analytical Batch
60199172001	**ITMW-12-201507**	EPA 300.0	WETA/35216		
60199172002	**ITMW-18-201507**	EPA 300.0	WETA/35216		
60199172005	**MW-38-201507**	EPA 300.0	WETA/35216		
60199172006	**ITMW-19-201507**	EPA 300.0	WETA/35216		
60199172007	**MW-25-201507**	EPA 300.0	WETA/35216		
60199172001	**ITMW-12-201507**	EPA 350.1	WETA/35215		
60199172002	**ITMW-18-201507**	EPA 350.1	WETA/35215		
60199172005	**MW-38-201507**	EPA 350.1	WETA/35215		
60199172006	**ITMW-19-201507**	EPA 350.1	WETA/35215		
60199172007	**MW-25-201507**	EPA 350.1	WETA/35215		
60199172001	**ITMW-12-201507**	EPA 353.2	WETA/35175		
60199172002	**ITMW-18-201507**	EPA 353.2	WETA/35175		
60199172005	**MW-38-201507**	EPA 353.2	WETA/35175		
60199172006	**ITMW-19-201507**	EPA 353.2	WETA/35175		
60199172007	**MW-25-201507**	EPA 353.2	WETA/35175		
60199172001	**ITMW-12-201507**	SM 4500-CO2 D	WETA/35349		
60199172002	**ITMW-18-201507**	SM 4500-CO2 D	WETA/35349		
60199172005	**MW-38-201507**	SM 4500-CO2 D	WETA/35349		
60199172006	**ITMW-19-201507**	SM 4500-CO2 D	WETA/35349		
60199172007	**MW-25-201507**	SM 4500-CO2 D	WETA/35349		
60199172001	**ITMW-12-201507**	SM 5310C	WETA/35320		
60199172002	**ITMW-18-201507**	SM 5310C	WETA/35320		
60199172005	**MW-38-201507**	SM 5310C	WETA/35320		
60199172006	**ITMW-19-201507**	SM 5310C	WETA/35320		
60199172007	**MW-25-201507**	SM 5310C	WETA/35320		
60199172001	**ITMW-12-201507**	SM4500-P B	WETA/8742	SM 4500-P E	WETA/8747
60199172002	**ITMW-18-201507**	SM4500-P B	WETA/8742	SM 4500-P E	WETA/8747
60199172005	**MW-38-201507**	SM4500-P B	WETA/8742	SM 4500-P E	WETA/8747
60199172006	**ITMW-19-201507**	SM4500-P B	WETA/8742	SM 4500-P E	WETA/8747
60199172007	**MW-25-201507**	SM4500-P B	WETA/8742	SM 4500-P E	WETA/8747

This report shall not be reproduced, except in full,
without the written consent of Pace Analytical Services, Inc..

Pace Analytical
www.pacelabs.com

Sample Condition Upon Receipt

WO#: 60199172

60199172

Client Name: Environ

Optional
Proj Due Date:
Proj Name:

Courier: FedEx ☐ UPS ☐ VIA ☐ Clay ☐ PEX ☐ ECI ☐ Pace ☐ Other ☐ Client ☑

Tracking #: _____ Pace Shipping Label Used? Yes ☑ No ☐

Custody Seal on Cooler/Box Present: Yes ☐ No ☑ Seals intact: Yes ☐ No ☑

Packing Material: Bubble Wrap ☐ Bubble Bags ☑ Foam ☑ None ☐ Other ☐

Thermometer Used: CF +1.4 / CF -0.5 T-239 / T-262 **Type of Ice:** (Wet) Blue None ☐ Samples received on ice, cooling process has begun.
(circle one)

Cooler Temperature: 3.5, 1.5

Temperature should be above freezing to 6°C

Date and initials of person examining contents: BB 7/24/15

Chain of Custody present:	☑Yes ☐No ☐N/A	1.
Chain of Custody filled out:	☑Yes ☐No ☐N/A	2.
Chain of Custody relinquished:	☑Yes ☐No ☐N/A	3.
Sampler name & signature on COC:	☑Yes ☐No ☐N/A	4.
Samples arrived within holding time:	☑Yes ☐No ☐N/A	5.
Short Hold Time analyses (<72hr):	☑Yes ☐No ☐N/A	6. NO2/3
Rush Turn Around Time requested:	☐Yes ☑No ☐N/A	7.
Sufficient volume:	☑Yes ☐No ☐N/A	8.
Correct containers used:	☑Yes ☐No ☐N/A	
Pace containers used:	☑Yes ☐No ☐N/A	9.
Containers intact:	☑Yes ☐No ☐N/A	10. -Samples DUP-07
Unpreserved 5035A soils frozen w/in 48hrs?	☐Yes ☐No ☑N/A	11. EB-07
Filtered volume received for dissolved tests?	☐Yes ☐No ☑N/A	12. MW-25
Sample labels match COC:	☑Yes ☐No ☐N/A	all arrived with TB-16 in one cooler
Includes date/time/ID/analyses 4 Matrix: WT		13. -All others arrived in same cooler as TB-15.
All containers needing preservation have been checked.	☑Yes ☐No ☐N/A	
All containers needing preservation are found to be in compliance with EPA recommendation.	☑Yes ☐No ☐N/A	14.
Exceptions: VOA, Coliform, O&G, WI-DRO (water)	☑Yes ☐No	Initial when completed / Lot # of added preservative
Trip Blank present: TB-15 - 060815-3B2M TB-16 - 112414-3B7M	☑Yes ☐No ☐N/A	
Pace Trip Blank lot # (if purchased):		15.
Headspace in VOA vials (>6mm):	☐Yes ☑No ☐N/A	16.
Project sampled in USDA Regulated Area:	☐Yes ☐No ☑N/A	17. List State:
Additional labels attached to 5035A vials in the field?	☐Yes ☐No ☑N/A	18.

Client Notification/ Resolution: Copy COC to Client? Y / N Field Data Required? Y / N

Person Contacted: _____ Date/Time: _____

Comments/ Resolution: _____

Project Manager Review: _____ Date: 7/24

Pace Analytical
www.pacelabs.com

CHAIN-OF-CUSTODY / Analytical Request Document

The Chain-of-Custody is a LEGAL DOCUMENT. All relevant fields must be completed accurately.

Page: 1 of 1

Section A Required Client Information:		Section B Required Project Information:		Section C Invoice Information:	
Company:	Environ	Report To:	Wendy Stonestreet	Attention:	Tammy Gleason
Address:	7500 College Blvd., Ste. 925	Copy To:	Tammy Gleason	Company Name:	Environ
	Overland Park, KS 66210			Address:	250 Monroe Ave. NW Grand Rapids
Email To:	wstonestreet@environcorp.com	Purchase Order No.:	NA	Pace Quote Reference:	Michigan, 49503
Phone:	913-553-5926 Fax:	Project Name:	Fort Smith, AR	Pace Project Manager:	Colleen Clyne
Requested Due Date/TAT:		Project Number:		Pace Profile #:	7444, line 1

REGULATORY AGENCY

☐ NPDES ☐ GROUND WATER ☐ DRINKING WATER
☐ UST ☐ RCRA ☑ OTHER ADEQ

Site Location STATE: AR

Requested Analysis Filtered (Y/N)

Section D Required Client Information

Valid Matrix Codes

MATRIX	CODE
DRINKING WATER	DW
WATER	WT
WASTE WATER	WW
PRODUCT	P
SOIL/SOLID	SL
OIL	OL
WIPE	WP
AIR	AR
OTHER	OT
TISSUE	TS

ITEM #	SAMPLE ID (A-Z, 0-9 / ,-) Sample IDs MUST BE UNIQUE	MATRIX CODE (see valid codes to left)	SAMPLE TYPE (G=GRAB C=COMP)	COLLECTED COMPOSITE START DATE	COLLECTED COMPOSITE START TIME	COLLECTED COMPOSITE END/GRAB DATE	COLLECTED COMPOSITE END/GRAB TIME	SAMPLE TEMP AT COLLECTION	# OF CONTAINERS	Preservatives: Unpreserved	H_2SO_4	HNO_3	HCl	NaOH +ZnAc	$Na_2S_2O_3$	Methanol	Other Ascorbic	Analysis Test Y/N: 8260 VOCs	Alkalinity	TOC	Chloride, Sulfate	8015 Chloroethanol (Pace Dallas)	6010-Iron/Mn	Ferric Iron calc. (send field Ferrous)	Ammonia	Nitrate+Nitrite	Total Phosphate (Pace Dallas)	Sulfide	CO2 Calc (Alkalinity +pH)	Residual Chlorine (Y/N)	Pace Project No./ Lab I.D. 6019972
1	ITMW-12-201507 BP3S BP3N AG3S	WT	G	BP3Z		7/23/15	1330		11																				BP3U 3DG9U 3DG9H 001
2	ITMW-18-201507	WT	G			7/23/15	0850		11																				7day hold 3OTHR 002
3	Dup-07-201507	WT	G			7/23/15	0850		3																				7day hold ↓ 003
4	EB-07-201507	WT	G			7/23/15	1430		3																				3DG9H 004
5	MW-38-201507	WT	G			7/23/15	1215		11																				↓ 005
6	ITMW-19-201507	WT	G			7/23/15	0900		11																				7day hold 3OTHR 006
7	MW-25-201507	WT	G			7/23/15	1435		11																				7day hold ↓ 007
8	EB-06-201507	WT	G			7/23/15	1508		3																				BB 3DG9H 008
9	TB-15-201507	WT	G			7/23/15	—		2																				2DG9H 009
10	TB-16-201507	WT	G			7/23/15	—		2																				↓ 010
11																													
12																													

ADDITIONAL COMMENTS	RELINQUISHED BY / AFFILIATION	DATE	TIME	ACCEPTED BY / AFFILIATION	DATE	TIME	SAMPLE CONDITIONS: Temp in °C	Received on Ice (Y/N)	Custody Sealed Cooler (Y/N)	Samples Intact (Y/N)
Level IV data package required	Victoria Siegler / Victoria Siegler Ramboll Environ	7/23/15	1800							
	Wendy Stonestreet		930		7/24	0930	3.5	Y	~	Y
							1.5	Y	~	Y

SAMPLER NAME AND SIGNATURE

PRINT Name of SAMPLER: Victoria Siegler

SIGNATURE of SAMPLER: Victoria Siegler DATE Signed (MM/DD/YY): 7/23/15

*Important Note: By signing this form you are accepting Pace's NET 30 day payment terms and agreeing to late charges of 1.5% per month for any invoices not paid within 30 days.

Chain of Custody

WO# : 7528581

7528581

Pace Analytical®
www.pacelabs.com

Workorder: 60199172 **Workorder Name:** FORT SMITH, AR **Owner Received Date:** 7/24/2015 **Results Requested By:** 8/5/2015

Report To	Subcontract To
Colleen Clyne Pace Analytical Services, Inc. 9608 Loiret Blvd. Lenexa, KS 66219 Phone (913)599-5665 Fax (913)599-1759	Pace Analytical Dallas 400 West Bethany Drive Suite 190 Allen, TX 75013 Phone (972)727-1123

Requested Analysis

Item	Sample ID	Sample Type	Collect Date/Time	Lab ID	Matrix	Preserved Containers: BP3S	DG9U					Total Phosphate	8015 Chloroethanol											LAB USE ONLY
1	ITMW-12-201507	PS	7/23/2015 13:30	60199172001	Water	1	3					X	X											001
2	ITMW-18-201507	PS	7/23/2015 08:50	60199172002	Water	1	3					X	X											002
3	MW-38-201507	PS	7/23/2015 12:15	60199172005	Water	1	3					X	X											003
4	ITMW-19-201507	PS	7/23/2015 09:00	60199172006	Water	1	3					X	X											004
5	MW-25-201507	PS	7/23/2015 14:35	60199172007	Water	1	3					X	X											005

Transfers	Released By	Date/Time	Received By	Date/Time
1	[signature]	07/27/15 1700	Kathy Weems / Pace	7/28/15 0808
2				
3	IR01			

Comments

Cooler Temperature on Receipt 0.2 °C	Custody Seal Y or	Received on Ice Y or	Samples Intact Y or N

****In order to maintain client confidentiality, location/name of the sampling site, sampler's name and signature may not be provided on this COC document.*
This chain of custody is considered complete as is since this information is available in the owner laboratory.

Pace Analytical

Sample Condition Upon Receipt
Dallas

Client Name: Pace-Kansas Project Work order: 7528581

Courier: FedEX ☑ UPS ☐ USPS ☐ Client ☐ Courier ☐ LSO ☐ PACE ☐ Other: _____

Tracking#: 6346 0252 8125

Custody Seal on Cooler/Box: Yes ☑ No ☐ **Seals Intact:** Yes ☑ No ☐ NA ☐

Packing Material: Bubble Wrap ☐ Bubble Bags ☑ Foam ☑ None ☐ Other ☐

Thermometer Used: IR-01 Type of Ice: Wet ☑ Blue ☐ None ☐ Sample Received on ice, cooling process has begun ☑

Cooler Temp: 02.0C (Temp should be above freezing to 6°C)

Chain of Custody Present	Yes ☑ No ☐ NA ☐	1
Chain of Custody filled out	Yes ☑ No ☐ NA ☐	2
Chain of Custody relinquished	Yes ☑ No ☐ NA ☐	3
Sampler name & signature on COC	Yes ☐ No ☑ NA ☐	4
Sample received within HT	Yes ☑ No ☐ NA ☐	5
Short HT analyses (<72 hrs)	Yes ☐ No ☑ NA ☐	6
Rush TAT requested	Yes ☐ No ☑ NA ☐	7
Sufficient Volume received	Yes ☑ No ☐ NA ☐	8
Correct Container used Pace Container used	Yes ☑ No ☐ NA ☐ Yes ☑ No ☐ NA ☐	9
Container Intact	Yes ☑ No ☐ NA ☐	10
Unpreserved 5035A soil frozen within 48 hrs	Yes ☐ No ☐ NA ☑	11
Filtered volume received for Dissolved tests	Yes ☐ No ☐ NA ☑	12
Sample labels match COC Include date/time/ID/analyses Matrix: Water	Yes ☑ No ☐ NA ☐	13
All containers needing preservation have been checked	Yes ☑ No ☐ NA ☐	14a. Lot# of pH strip: 6412003 pH checked Yes ☑ No ☐ pH<2 ☑ pH>9 ☐ pH>12 ☐ Lot# of Iodine strip: _____ Lot# of Lead Acetate strip: _____
Do containers require preservation at the lab	Yes ☐ No ☑ NA ☐	14b. Preservation: Lot#:
All containers needing preservation are found to be in Compliance with EPA recommendation **Exception:** VOA, coliform, O&G	Yes ☑ No ☐ NA ☐ Yes ☑ No ☐	14c.
Are soil samples (volatiles) received in	Bulk ☐ Terracore ☐ EnCore ☐ NA ☑	15.
Trip Blank present Trip Blank Custody Seals Intact Pace Trip Blank Lot# (if purchased): _____	Yes ☐ No ☐ NA ☑ Yes ☐ No ☐ NA ☑	16.
Headspace in VOA (>6mm)	Yes ☐ No ☑ NA ☐	17.
Project sampled in USDA Regulated Area:	Yes ☐ No ☐ NA ☑	18. List State _____

Client Notification/Resolution/Comments:

Person Contacted: _____ Date: _____

Comments/Resolution: _____

Person Examining Contents: KLW Date: 7/28/15

Pace Analytical Services - Dallas

Sample Container Count-

COC PAGE 1 of 1

COC ID# _____

Pace Project # 7528581

Sample Line Item	AG1S	AG1U	AG3S	BG1S	BP1U	BP2N	BP2S	BP2U	BP20	SP5T	VG9H	DG9M	VG9U	VG9W	WGFU	WGKU	BP3C	GN	WG2U	BP3S				
1							1				3													
2							1				3													
3							1				3													
4							1				3													
5							1				3													
6																								
7																								
8																								
9																								
10																								
11																								
12																								

Container Codes

AF	Air Filter	BP1A	1 liter NaOH, Asc Acid plastic	BP3S	250mL H2SO4 plastic	R	terra core kit
AG1H	1L HCL Amber Glass	BP1N	1 liter HNO3 plastic	BP3U	250mL unpreserved plastic	SP5T	120mL Coliform Na Thiosulfate
AG1S	1L H2SO4 Amber Glass	BP1S	1 liter H2SO4 plastic	BP3Z	250mL NaOH, Zn Ac plastic	SP5U	120mL Coliform unpreserved
AG1T	1L Sodium Thiosulfate Amber	BP1U	1 liter unpreserved plastic	C	Air Cassettes	VG9H	40mL HCL clear vial
AG1U	1L Unpreserved Amber Glass	BP1Z	1 liter NaOH, Zn, Ac	DG9B	40mL Na Bisulfate amber vial	VG9T	40mL Na Thio. clear vial
AG2N	500mL HNO3 amber glass	BP2A	500mL NaOH, Asc Acid plasti	DG9H	40mL HCL amber voa vial	VG9U	40mL unpreserved clear vial
AG2S	500mL H2SO4 amber glass	BP2N	500mL HNO3 plastic	DG9M	40mL MeOH clear vial	VG9W	40mL Unpreserved Tared
AG2U	500mL unpreserved amber glas	BP2O	500mL NaOH plastic	DG9P	40mL TSP amber vial	VSG	Headspace septa vial & HCL
AG3S	250mL H2SO4 glass amber	BP2S	500mL H2SO4 plastic	DG9S	40mL H2SO4 amber vial	WGFU	4oz clear soil jar
AG3U	250mL unpreserved amber glas	BP2U	500mL unpreserved plastic	DG9T	40mL Na Thio amber vial	WGFX	4oz wide jar w/hexane wipe
BG1H	1 liter HCL clear glass	BP2Z	500mL NaOH, Zn Ac	DG9U	40mL unpreserved amber vial	WGKU	8oz wide jar upreserved
BG1S	1 liter H2SO4 clear glass	BP3A	250mL NaOh, Asc Acid plastic	GN	General unpreserved	WG2U	2oz clear jar
BG1T	1 liter Na Thiosulfate clear gla	BP3C	250mL NaOH plastic	I	Wipe/Swab	ZPLC	Ziploc Bag
BG1U	1 liter unpreserved glass	BP3N	250mL HNO3 plastic	JGFU	4oz unpreserved amber wide	Other	Other

Pace Analytical Services, Inc.
9608 Loiret Blvd.
Lenexa, KS 66219
(913)599-5665

August 18, 2015

Wendy Stonestreet
Environ International Corporation
7500 College Blvd Ste 925
Overland Park, KS 66210

RE: Project: FORT SMITH, AR
Pace Project No.: 60199189

Dear Wendy Stonestreet:
Enclosed are the analytical results for sample(s) received by the laboratory on July 24, 2015. The results relate only to the samples included in this report. Results reported herein conform to the most current TNI standards and the laboratory's Quality Assurance Manual, where applicable, unless otherwise noted in the body of the report.

If you have any questions concerning this report, please feel free to contact me.

Sincerely,

Colleen Clyne
colleen.clyne@pacelabs.com
Project Manager

Enclosures

cc: Tamara Gleason, ENVIRON International Corporation

This report shall not be reproduced, except in full,
without the written consent of Pace Analytical Services, Inc..

Pace Analytical Services, Inc.
9608 Loiret Blvd.
Lenexa, KS 66219
(913)599-5665

CERTIFICATIONS

Project: FORT SMITH, AR
Pace Project No.: 60199189

Kansas Certification IDs
9608 Loiret Boulevard, Lenexa, KS 66219
WY STR Certification #: 2456.01
Arkansas Certification #: 13-012-0
Illinois Certification #: 003097
Iowa Certification #: 118
Kansas/NELAP Certification #: E-10116
Louisiana Certification #: 03055
Nevada Certification #: KS000212008A
Oklahoma Certification #: 9205/9935
Texas Certification #: T104704407
Utah Certification #: KS00021

This report shall not be reproduced, except in full,
without the written consent of Pace Analytical Services, Inc..

Pace Analytical Services, Inc.
9608 Loiret Blvd.
Lenexa, KS 66219
(913)599-5665

SAMPLE SUMMARY

Project: FORT SMITH, AR
Pace Project No.: 60199189

Lab ID	Sample ID	Matrix	Date Collected	Date Received
60199189001	MW-94-201507	Water	07/23/15 11:35	07/24/15 09:30
60199189002	MW-97-201507	Water	07/23/15 13:40	07/24/15 09:30
60199189003	MW-93-201507	Water	07/23/15 14:15	07/24/15 09:30
60199189004	MW-96-201507	Water	07/23/15 12:15	07/24/15 09:30
60199189005	DUP-06-201507	Water	07/23/15 12:15	07/24/15 09:30
60199189006	MW-172-201507	Water	07/23/15 11:45	07/24/15 09:30
60199189007	MW-99-201507	Water	07/23/15 09:12	07/24/15 09:30
60199189008	MW-98-201507	Water	07/23/15 10:50	07/24/15 09:30
60199189009	MW-92-201507	Water	07/23/15 10:22	07/24/15 09:30
60199189010	MW-182-201507	Water	07/23/15 08:55	07/24/15 09:30
60199189011	MW-86-201507	Water	07/23/15 13:55	07/24/15 09:30
60199189012	MW-87-201507	Water	07/23/15 12:40	07/24/15 09:30
60199189013	MW-91-201507	Water	07/23/15 11:10	07/24/15 09:30
60199189014	MW-89-201507	Water	07/23/15 10:05	07/24/15 09:30
60199189015	MW-24-201507	Water	07/23/15 10:00	07/24/15 09:30
60199189016	MW-88-201507	Water	07/23/15 08:30	07/24/15 09:30
60199189017	MW-85-201507	Water	07/23/15 14:00	07/24/15 09:30
60199189018	MW-23-201507	Water	07/23/15 09:00	07/24/15 09:30
60199189019	MW-84-201507	Water	07/23/15 11:58	07/24/15 09:30
60199189020	MW-95-201507	Water	07/23/15 13:00	07/24/15 09:30

This report shall not be reproduced, except in full,
without the written consent of Pace Analytical Services, Inc..

Pace Analytical Services, Inc.
9608 Loiret Blvd.
Lenexa, KS 66219
(913)599-5665

SAMPLE ANALYTE COUNT

Project: FORT SMITH, AR
Pace Project No.: 60199189

Lab ID	Sample ID	Method	Analysts	Analytes Reported
60199189001	MW-94-201507	EPA 5030B/8260	JTK, PGH	38
60199189002	MW-97-201507	EPA 5030B/8260	PGH	38
60199189003	MW-93-201507	EPA 5030B/8260	JTK, PGH	38
60199189004	MW-96-201507	EPA 5030B/8260	PGH	38
60199189005	DUP-06-201507	EPA 5030B/8260	PGH	38
60199189006	MW-172-201507	EPA 5030B/8260	JTK, PGH	38
60199189007	MW-99-201507	EPA 5030B/8260	PGH	38
60199189008	MW-98-201507	EPA 5030B/8260	PGH	38
60199189009	MW-92-201507	EPA 5030B/8260	JTK, PGH	38
60199189010	MW-182-201507	EPA 5030B/8260	PGH	38
60199189011	MW-86-201507	EPA 5030B/8260	JTK, PGH	38
60199189012	MW-87-201507	EPA 5030B/8260	PGH	38
60199189013	MW-91-201507	EPA 5030B/8260	PGH	38
60199189014	MW-89-201507	EPA 5030B/8260	PGH	38
60199189015	MW-24-201507	EPA 5030B/8260	PGH	38
60199189016	MW-88-201507	EPA 5030B/8260	PGH	38
60199189017	MW-85-201507	EPA 5030B/8260	PGH	38
60199189018	MW-23-201507	EPA 5030B/8260	PGH	38
60199189019	MW-84-201507	EPA 5030B/8260	PGH	38
60199189020	MW-95-201507	EPA 5030B/8260	JTK, PGH	38

This report shall not be reproduced, except in full,
without the written consent of Pace Analytical Services, Inc..

Pace Analytical Services, Inc.
9608 Loiret Blvd.
Lenexa, KS 66219
(913)599-5665

PROJECT NARRATIVE

Project: FORT SMITH, AR
Pace Project No.: 60199189

Date: August 18, 2015

Revised Report REV_1. Moved sample 60199189021 from project 60199189 to project 60199172.

This report shall not be reproduced, except in full,
without the written consent of Pace Analytical Services, Inc..

Pace Analytical Services, Inc.
9608 Loiret Blvd.
Lenexa, KS 66219
(913)599-5665

PROJECT NARRATIVE

Project: FORT SMITH, AR
Pace Project No.: 60199189

Method: **EPA 5030B/8260**
Description: 8260 MSV
Client: Environ_AR
Date: August 18, 2015

General Information:
20 samples were analyzed for EPA 5030B/8260. All samples were received in acceptable condition with any exceptions noted below or on the chain-of custody and/or the sample condition upon receipt form (SCUR) attached at the end of this report.

Hold Time:
The samples were analyzed within the method required hold times with any exceptions noted below.

Initial Calibrations (including MS Tune as applicable):
All criteria were within method requirements with any exceptions noted below.

Continuing Calibration:
All criteria were within method requirements with any exceptions noted below.

Internal Standards:
All internal standards were within QC limits with any exceptions noted below.

Surrogates:
All surrogates were within QC limits with any exceptions noted below.

Method Blank:
All analytes were below the report limit in the method blank, where applicable, with any exceptions noted below.

QC Batch: MSV/70896

B: Analyte was detected in the associated method blank.
- BLANK for HBN 394896 [MSV/7089 (Lab ID: 1608747)
  - Toluene

Laboratory Control Spike:
All laboratory control spike compounds were within QC limits with any exceptions noted below.

Matrix Spikes:
All percent recoveries and relative percent differences (RPDs) were within acceptance criteria with any exceptions noted below.

QC Batch: MSV/70814

A matrix spike/matrix spike duplicate was not performed due to insufficient sample volume.

QC Batch: MSV/70815

A matrix spike/matrix spike duplicate was not performed due to insufficient sample volume.

QC Batch: MSV/70882

A matrix spike/matrix spike duplicate was not performed due to insufficient sample volume.

QC Batch: MSV/70895

A matrix spike/matrix spike duplicate was not performed due to insufficient sample volume.

This report shall not be reproduced, except in full,
without the written consent of Pace Analytical Services, Inc..

Pace Analytical Services, Inc.
9608 Loiret Blvd.
Lenexa, KS 66219
(913)599-5665

PROJECT NARRATIVE

Project: FORT SMITH, AR
Pace Project No.: 60199189

Method: **EPA 5030B/8260**
Description: 8260 MSV
Client: Environ_AR
Date: August 18, 2015

QC Batch: MSV/70896

A matrix spike/matrix spike duplicate was not performed due to insufficient sample volume.

Additional Comments:

This data package has been reviewed for quality and completeness and is approved for release.

This report shall not be reproduced, except in full,
without the written consent of Pace Analytical Services, Inc..

Pace Analytical Services, Inc.
9608 Loiret Blvd.
Lenexa, KS 66219
(913)599-5665

ANALYTICAL RESULTS

Project: FORT SMITH, AR
Pace Project No.: 60199189

Sample: MW-94-201507 **Lab ID: 60199189001** Collected: 07/23/15 11:35 Received: 07/24/15 09:30 Matrix: Water

Parameters	Results	Units	Report Limit	MDL	DF	Prepared	Analyzed	CAS No.	Qual
8260 MSV	Analytical Method: EPA 5030B/8260								
Acetone	**13.1**	ug/L	10.0	1.9	1		07/29/15 13:30	67-64-1	
Benzene	**0.15J**	ug/L	1.0	0.060	1		07/29/15 13:30	71-43-2	
Bromodichloromethane	ND	ug/L	1.0	0.19	1		07/29/15 13:30	75-27-4	
Bromoform	ND	ug/L	1.0	0.070	1		07/29/15 13:30	75-25-2	
Bromomethane	**5.7**	ug/L	5.0	0.16	1		07/29/15 13:30	74-83-9	
2-Butanone (MEK)	ND	ug/L	10.0	0.59	1		07/29/15 13:30	78-93-3	
Carbon disulfide	**0.32J**	ug/L	5.0	0.12	1		07/29/15 13:30	75-15-0	
Carbon tetrachloride	ND	ug/L	1.0	0.18	1		07/29/15 13:30	56-23-5	
Chlorobenzene	ND	ug/L	1.0	0.21	1		07/29/15 13:30	108-90-7	
Chloroethane	ND	ug/L	1.0	0.15	1		07/29/15 13:30	75-00-3	
Chloroform	**2.8**	ug/L	1.0	0.14	1		07/29/15 13:30	67-66-3	
Chloromethane	**7.2**	ug/L	1.0	0.080	1		07/29/15 13:30	74-87-3	
Dibromochloromethane	ND	ug/L	1.0	0.21	1		07/29/15 13:30	124-48-1	
1,1-Dichloroethane	**2.2**	ug/L	1.0	0.050	1		07/29/15 13:30	75-34-3	
1,2-Dichloroethane	ND	ug/L	1.0	0.12	1		07/29/15 13:30	107-06-2	
1,1-Dichloroethene	**20.3**	ug/L	1.0	0.20	1		07/29/15 13:30	75-35-4	
cis-1,2-Dichloroethene	**119**	ug/L	1.0	0.080	1		07/29/15 13:30	156-59-2	
trans-1,2-Dichloroethene	**18.5**	ug/L	1.0	0.20	1		07/29/15 13:30	156-60-5	
1,2-Dichloropropane	ND	ug/L	1.0	0.16	1		07/29/15 13:30	78-87-5	
cis-1,3-Dichloropropene	ND	ug/L	1.0	0.14	1		07/29/15 13:30	10061-01-5	
trans-1,3-Dichloropropene	ND	ug/L	1.0	0.12	1		07/29/15 13:30	10061-02-6	
Ethylbenzene	ND	ug/L	1.0	0.18	1		07/29/15 13:30	100-41-4	
2-Hexanone	ND	ug/L	10.0	1.2	1		07/29/15 13:30	591-78-6	
Methylene chloride	ND	ug/L	1.0	0.15	1		07/29/15 13:30	75-09-2	
4-Methyl-2-pentanone (MIBK)	ND	ug/L	10.0	0.42	1		07/29/15 13:30	108-10-1	
Styrene	ND	ug/L	1.0	0.12	1		07/29/15 13:30	100-42-5	
1,1,2,2-Tetrachloroethane	**1.3**	ug/L	1.0	0.15	1		07/29/15 13:30	79-34-5	
Tetrachloroethene	**1.8**	ug/L	1.0	0.10	1		07/29/15 13:30	127-18-4	
Toluene	ND	ug/L	1.0	0.17	1		07/29/15 13:30	108-88-3	
1,1,1-Trichloroethane	ND	ug/L	1.0	0.11	1		07/29/15 13:30	71-55-6	
1,1,2-Trichloroethane	ND	ug/L	1.0	0.20	1		07/29/15 13:30	79-00-5	
Trichloroethene	**3890**	ug/L	200	34.0	200		07/25/15 01:07	79-01-6	
Vinyl chloride	**0.61J**	ug/L	1.0	0.13	1		07/29/15 13:30	75-01-4	
Xylene (Total)	ND	ug/L	3.0	0.42	1		07/29/15 13:30	1330-20-7	
Surrogates									
4-Bromofluorobenzene (S)	98	%	80-120		1		07/29/15 13:30	460-00-4	
1,2-Dichloroethane-d4 (S)	95	%	80-120		1		07/29/15 13:30	17060-07-0	
Toluene-d8 (S)	99	%	80-120		1		07/29/15 13:30	2037-26-5	
Preservation pH	**4.0**		0.10	0.10	1		07/29/15 13:30		

REPORT OF LABORATORY ANALYSIS

This report shall not be reproduced, except in full,
without the written consent of Pace Analytical Services, Inc..

Pace Analytical Services, Inc.
9608 Loiret Blvd.
Lenexa, KS 66219
(913)599-5665

ANALYTICAL RESULTS

Project: FORT SMITH, AR
Pace Project No.: 60199189

Sample: MW-97-201507 **Lab ID: 60199189002** Collected: 07/23/15 13:40 Received: 07/24/15 09:30 Matrix: Water

Parameters	Results	Units	Report Limit	MDL	DF	Prepared	Analyzed	CAS No.	Qual
8260 MSV	Analytical Method: EPA 5030B/8260								
Acetone	**1.9J**	ug/L	10.0	1.9	1		07/24/15 21:08	67-64-1	
Benzene	ND	ug/L	1.0	0.060	1		07/24/15 21:08	71-43-2	
Bromodichloromethane	ND	ug/L	1.0	0.19	1		07/24/15 21:08	75-27-4	
Bromoform	ND	ug/L	1.0	0.070	1		07/24/15 21:08	75-25-2	
Bromomethane	ND	ug/L	5.0	0.16	1		07/24/15 21:08	74-83-9	
2-Butanone (MEK)	ND	ug/L	10.0	0.59	1		07/24/15 21:08	78-93-3	
Carbon disulfide	**0.12J**	ug/L	5.0	0.12	1		07/24/15 21:08	75-15-0	
Carbon tetrachloride	ND	ug/L	1.0	0.18	1		07/24/15 21:08	56-23-5	
Chlorobenzene	ND	ug/L	1.0	0.21	1		07/24/15 21:08	108-90-7	
Chloroethane	ND	ug/L	1.0	0.15	1		07/24/15 21:08	75-00-3	
Chloroform	ND	ug/L	1.0	0.14	1		07/24/15 21:08	67-66-3	
Chloromethane	ND	ug/L	1.0	0.080	1		07/24/15 21:08	74-87-3	
Dibromochloromethane	ND	ug/L	1.0	0.21	1		07/24/15 21:08	124-48-1	
1,1-Dichloroethane	ND	ug/L	1.0	0.050	1		07/24/15 21:08	75-34-3	
1,2-Dichloroethane	ND	ug/L	1.0	0.12	1		07/24/15 21:08	107-06-2	
1,1-Dichloroethene	ND	ug/L	1.0	0.20	1		07/24/15 21:08	75-35-4	
cis-1,2-Dichloroethene	ND	ug/L	1.0	0.080	1		07/24/15 21:08	156-59-2	
trans-1,2-Dichloroethene	ND	ug/L	1.0	0.20	1		07/24/15 21:08	156-60-5	
1,2-Dichloropropane	ND	ug/L	1.0	0.16	1		07/24/15 21:08	78-87-5	
cis-1,3-Dichloropropene	ND	ug/L	1.0	0.14	1		07/24/15 21:08	10061-01-5	
trans-1,3-Dichloropropene	ND	ug/L	1.0	0.12	1		07/24/15 21:08	10061-02-6	
Ethylbenzene	ND	ug/L	1.0	0.18	1		07/24/15 21:08	100-41-4	
2-Hexanone	ND	ug/L	10.0	1.2	1		07/24/15 21:08	591-78-6	
Methylene chloride	ND	ug/L	1.0	0.15	1		07/24/15 21:08	75-09-2	
4-Methyl-2-pentanone (MIBK)	ND	ug/L	10.0	0.42	1		07/24/15 21:08	108-10-1	
Styrene	ND	ug/L	1.0	0.12	1		07/24/15 21:08	100-42-5	
1,1,2,2-Tetrachloroethane	ND	ug/L	1.0	0.15	1		07/24/15 21:08	79-34-5	
Tetrachloroethene	ND	ug/L	1.0	0.10	1		07/24/15 21:08	127-18-4	
Toluene	ND	ug/L	1.0	0.17	1		07/24/15 21:08	108-88-3	
1,1,1-Trichloroethane	ND	ug/L	1.0	0.11	1		07/24/15 21:08	71-55-6	
1,1,2-Trichloroethane	ND	ug/L	1.0	0.20	1		07/24/15 21:08	79-00-5	
Trichloroethene	ND	ug/L	1.0	0.17	1		07/24/15 21:08	79-01-6	
Vinyl chloride	ND	ug/L	1.0	0.13	1		07/24/15 21:08	75-01-4	
Xylene (Total)	ND	ug/L	3.0	0.42	1		07/24/15 21:08	1330-20-7	
Surrogates									
4-Bromofluorobenzene (S)	101	%	80-120		1		07/24/15 21:08	460-00-4	
1,2-Dichloroethane-d4 (S)	102	%	80-120		1		07/24/15 21:08	17060-07-0	
Toluene-d8 (S)	101	%	80-120		1		07/24/15 21:08	2037-26-5	
Preservation pH	**1.0**		0.10	0.10	1		07/24/15 21:08		

REPORT OF LABORATORY ANALYSIS

This report shall not be reproduced, except in full,
without the written consent of Pace Analytical Services, Inc..

Pace Analytical Services, Inc.
9608 Loiret Blvd.
Lenexa, KS 66219
(913)599-5665

ANALYTICAL RESULTS

Project: FORT SMITH, AR
Pace Project No.: 60199189

Sample: MW-93-201507 **Lab ID: 60199189003** Collected: 07/23/15 14:15 Received: 07/24/15 09:30 Matrix: Water

Parameters	Results	Units	Report Limit	MDL	DF	Prepared	Analyzed	CAS No.	Qual
8260 MSV	Analytical Method: EPA 5030B/8260								
Acetone	ND	ug/L	10.0	1.9	1		07/29/15 14:31	67-64-1	
Benzene	**0.18J**	ug/L	1.0	0.060	1		07/29/15 14:31	71-43-2	
Bromodichloromethane	**0.20J**	ug/L	1.0	0.19	1		07/29/15 14:31	75-27-4	
Bromoform	ND	ug/L	1.0	0.070	1		07/29/15 14:31	75-25-2	
Bromomethane	ND	ug/L	5.0	0.16	1		07/29/15 14:31	74-83-9	
2-Butanone (MEK)	ND	ug/L	10.0	0.59	1		07/29/15 14:31	78-93-3	
Carbon disulfide	ND	ug/L	5.0	0.12	1		07/29/15 14:31	75-15-0	
Carbon tetrachloride	**0.20J**	ug/L	1.0	0.18	1		07/29/15 14:31	56-23-5	
Chlorobenzene	ND	ug/L	1.0	0.21	1		07/29/15 14:31	108-90-7	
Chloroethane	ND	ug/L	1.0	0.15	1		07/29/15 14:31	75-00-3	
Chloroform	**4.7**	ug/L	1.0	0.14	1		07/29/15 14:31	67-66-3	
Chloromethane	**0.46J**	ug/L	1.0	0.080	1		07/29/15 14:31	74-87-3	
Dibromochloromethane	ND	ug/L	1.0	0.21	1		07/29/15 14:31	124-48-1	
1,1-Dichloroethane	**0.41J**	ug/L	1.0	0.050	1		07/29/15 14:31	75-34-3	
1,2-Dichloroethane	ND	ug/L	1.0	0.12	1		07/29/15 14:31	107-06-2	
1,1-Dichloroethene	**34.7**	ug/L	1.0	0.20	1		07/29/15 14:31	75-35-4	
cis-1,2-Dichloroethene	**164**	ug/L	1.0	0.080	1		07/29/15 14:31	156-59-2	
trans-1,2-Dichloroethene	**1.6**	ug/L	1.0	0.20	1		07/29/15 14:31	156-60-5	
1,2-Dichloropropane	ND	ug/L	1.0	0.16	1		07/29/15 14:31	78-87-5	
cis-1,3-Dichloropropene	ND	ug/L	1.0	0.14	1		07/29/15 14:31	10061-01-5	
trans-1,3-Dichloropropene	ND	ug/L	1.0	0.12	1		07/29/15 14:31	10061-02-6	
Ethylbenzene	ND	ug/L	1.0	0.18	1		07/29/15 14:31	100-41-4	
2-Hexanone	ND	ug/L	10.0	1.2	1		07/29/15 14:31	591-78-6	
Methylene chloride	**3.0**	ug/L	1.0	0.15	1		07/29/15 14:31	75-09-2	
4-Methyl-2-pentanone (MIBK)	ND	ug/L	10.0	0.42	1		07/29/15 14:31	108-10-1	
Styrene	ND	ug/L	1.0	0.12	1		07/29/15 14:31	100-42-5	
1,1,2,2-Tetrachloroethane	ND	ug/L	1.0	0.15	1		07/29/15 14:31	79-34-5	
Tetrachloroethene	**6.8**	ug/L	1.0	0.10	1		07/29/15 14:31	127-18-4	
Toluene	**0.27J**	ug/L	1.0	0.17	1		07/29/15 14:31	108-88-3	B
1,1,1-Trichloroethane	**0.88J**	ug/L	1.0	0.11	1		07/29/15 14:31	71-55-6	
1,1,2-Trichloroethane	**1.0**	ug/L	1.0	0.20	1		07/29/15 14:31	79-00-5	
Trichloroethene	**20800**	ug/L	200	34.0	200		07/24/15 23:22	79-01-6	
Vinyl chloride	**3.4**	ug/L	1.0	0.13	1		07/29/15 14:31	75-01-4	
Xylene (Total)	ND	ug/L	3.0	0.42	1		07/29/15 14:31	1330-20-7	
Surrogates									
4-Bromofluorobenzene (S)	98	%	80-120		1		07/29/15 14:31	460-00-4	
1,2-Dichloroethane-d4 (S)	92	%	80-120		1		07/29/15 14:31	17060-07-0	
Toluene-d8 (S)	98	%	80-120		1		07/29/15 14:31	2037-26-5	
Preservation pH	**1.0**		0.10	0.10	1		07/29/15 14:31		

REPORT OF LABORATORY ANALYSIS

This report shall not be reproduced, except in full,
without the written consent of Pace Analytical Services, Inc..

Pace Analytical Services, Inc.
9608 Loiret Blvd.
Lenexa, KS 66219
(913)599-5665

ANALYTICAL RESULTS

Project: FORT SMITH, AR
Pace Project No.: 60199189

Sample: MW-96-201507 **Lab ID: 60199189004** Collected: 07/23/15 12:15 Received: 07/24/15 09:30 Matrix: Water

Parameters	Results	Units	Report Limit	MDL	DF	Prepared	Analyzed	CAS No.	Qual
8260 MSV	Analytical Method: EPA 5030B/8260								
Acetone	**4.8J**	ug/L	10.0	1.9	1		07/24/15 21:23	67-64-1	
Benzene	ND	ug/L	1.0	0.060	1		07/24/15 21:23	71-43-2	
Bromodichloromethane	ND	ug/L	1.0	0.19	1		07/24/15 21:23	75-27-4	
Bromoform	ND	ug/L	1.0	0.070	1		07/24/15 21:23	75-25-2	
Bromomethane	ND	ug/L	5.0	0.16	1		07/24/15 21:23	74-83-9	
2-Butanone (MEK)	ND	ug/L	10.0	0.59	1		07/24/15 21:23	78-93-3	
Carbon disulfide	ND	ug/L	5.0	0.12	1		07/24/15 21:23	75-15-0	
Carbon tetrachloride	ND	ug/L	1.0	0.18	1		07/24/15 21:23	56-23-5	
Chlorobenzene	ND	ug/L	1.0	0.21	1		07/24/15 21:23	108-90-7	
Chloroethane	ND	ug/L	1.0	0.15	1		07/24/15 21:23	75-00-3	
Chloroform	ND	ug/L	1.0	0.14	1		07/24/15 21:23	67-66-3	
Chloromethane	ND	ug/L	1.0	0.080	1		07/24/15 21:23	74-87-3	
Dibromochloromethane	ND	ug/L	1.0	0.21	1		07/24/15 21:23	124-48-1	
1,1-Dichloroethane	ND	ug/L	1.0	0.050	1		07/24/15 21:23	75-34-3	
1,2-Dichloroethane	ND	ug/L	1.0	0.12	1		07/24/15 21:23	107-06-2	
1,1-Dichloroethene	ND	ug/L	1.0	0.20	1		07/24/15 21:23	75-35-4	
cis-1,2-Dichloroethene	ND	ug/L	1.0	0.080	1		07/24/15 21:23	156-59-2	
trans-1,2-Dichloroethene	ND	ug/L	1.0	0.20	1		07/24/15 21:23	156-60-5	
1,2-Dichloropropane	ND	ug/L	1.0	0.16	1		07/24/15 21:23	78-87-5	
cis-1,3-Dichloropropene	ND	ug/L	1.0	0.14	1		07/24/15 21:23	10061-01-5	
trans-1,3-Dichloropropene	ND	ug/L	1.0	0.12	1		07/24/15 21:23	10061-02-6	
Ethylbenzene	ND	ug/L	1.0	0.18	1		07/24/15 21:23	100-41-4	
2-Hexanone	ND	ug/L	10.0	1.2	1		07/24/15 21:23	591-78-6	
Methylene chloride	ND	ug/L	1.0	0.15	1		07/24/15 21:23	75-09-2	
4-Methyl-2-pentanone (MIBK)	ND	ug/L	10.0	0.42	1		07/24/15 21:23	108-10-1	
Styrene	ND	ug/L	1.0	0.12	1		07/24/15 21:23	100-42-5	
1,1,2,2-Tetrachloroethane	ND	ug/L	1.0	0.15	1		07/24/15 21:23	79-34-5	
Tetrachloroethene	ND	ug/L	1.0	0.10	1		07/24/15 21:23	127-18-4	
Toluene	ND	ug/L	1.0	0.17	1		07/24/15 21:23	108-88-3	
1,1,1-Trichloroethane	ND	ug/L	1.0	0.11	1		07/24/15 21:23	71-55-6	
1,1,2-Trichloroethane	ND	ug/L	1.0	0.20	1		07/24/15 21:23	79-00-5	
Trichloroethene	ND	ug/L	1.0	0.17	1		07/24/15 21:23	79-01-6	
Vinyl chloride	ND	ug/L	1.0	0.13	1		07/24/15 21:23	75-01-4	
Xylene (Total)	ND	ug/L	3.0	0.42	1		07/24/15 21:23	1330-20-7	
Surrogates									
4-Bromofluorobenzene (S)	102	%	80-120		1		07/24/15 21:23	460-00-4	
1,2-Dichloroethane-d4 (S)	99	%	80-120		1		07/24/15 21:23	17060-07-0	
Toluene-d8 (S)	97	%	80-120		1		07/24/15 21:23	2037-26-5	
Preservation pH	**1.0**		0.10	0.10	1		07/24/15 21:23		

REPORT OF LABORATORY ANALYSIS

This report shall not be reproduced, except in full,
without the written consent of Pace Analytical Services, Inc..

Pace Analytical Services, Inc.
9608 Loiret Blvd.
Lenexa, KS 66219
(913)599-5665

ANALYTICAL RESULTS

Project: FORT SMITH, AR
Pace Project No.: 60199189

Sample: DUP-06-201507 **Lab ID: 60199189005** Collected: 07/23/15 12:15 Received: 07/24/15 09:30 Matrix: Water

Parameters	Results	Units	Report Limit	MDL	DF	Prepared	Analyzed	CAS No.	Qual
8260 MSV	Analytical Method: EPA 5030B/8260								
Acetone	ND	ug/L	10.0	1.9	1		07/29/15 14:17	67-64-1	
Benzene	ND	ug/L	1.0	0.060	1		07/29/15 14:17	71-43-2	
Bromodichloromethane	ND	ug/L	1.0	0.19	1		07/29/15 14:17	75-27-4	
Bromoform	ND	ug/L	1.0	0.070	1		07/29/15 14:17	75-25-2	
Bromomethane	ND	ug/L	5.0	0.16	1		07/29/15 14:17	74-83-9	
2-Butanone (MEK)	ND	ug/L	10.0	0.59	1		07/29/15 14:17	78-93-3	
Carbon disulfide	ND	ug/L	5.0	0.12	1		07/29/15 14:17	75-15-0	
Carbon tetrachloride	ND	ug/L	1.0	0.18	1		07/29/15 14:17	56-23-5	
Chlorobenzene	ND	ug/L	1.0	0.21	1		07/29/15 14:17	108-90-7	
Chloroethane	ND	ug/L	1.0	0.15	1		07/29/15 14:17	75-00-3	
Chloroform	ND	ug/L	1.0	0.14	1		07/29/15 14:17	67-66-3	
Chloromethane	ND	ug/L	1.0	0.080	1		07/29/15 14:17	74-87-3	
Dibromochloromethane	ND	ug/L	1.0	0.21	1		07/29/15 14:17	124-48-1	
1,1-Dichloroethane	ND	ug/L	1.0	0.050	1		07/29/15 14:17	75-34-3	
1,2-Dichloroethane	ND	ug/L	1.0	0.12	1		07/29/15 14:17	107-06-2	
1,1-Dichloroethene	ND	ug/L	1.0	0.20	1		07/29/15 14:17	75-35-4	
cis-1,2-Dichloroethene	ND	ug/L	1.0	0.080	1		07/29/15 14:17	156-59-2	
trans-1,2-Dichloroethene	ND	ug/L	1.0	0.20	1		07/29/15 14:17	156-60-5	
1,2-Dichloropropane	ND	ug/L	1.0	0.16	1		07/29/15 14:17	78-87-5	
cis-1,3-Dichloropropene	ND	ug/L	1.0	0.14	1		07/29/15 14:17	10061-01-5	
trans-1,3-Dichloropropene	ND	ug/L	1.0	0.12	1		07/29/15 14:17	10061-02-6	
Ethylbenzene	ND	ug/L	1.0	0.18	1		07/29/15 14:17	100-41-4	
2-Hexanone	ND	ug/L	10.0	1.2	1		07/29/15 14:17	591-78-6	
Methylene chloride	ND	ug/L	1.0	0.15	1		07/29/15 14:17	75-09-2	
4-Methyl-2-pentanone (MIBK)	ND	ug/L	10.0	0.42	1		07/29/15 14:17	108-10-1	
Styrene	ND	ug/L	1.0	0.12	1		07/29/15 14:17	100-42-5	
1,1,2,2-Tetrachloroethane	ND	ug/L	1.0	0.15	1		07/29/15 14:17	79-34-5	
Tetrachloroethene	ND	ug/L	1.0	0.10	1		07/29/15 14:17	127-18-4	
Toluene	ND	ug/L	1.0	0.17	1		07/29/15 14:17	108-88-3	
1,1,1-Trichloroethane	ND	ug/L	1.0	0.11	1		07/29/15 14:17	71-55-6	
1,1,2-Trichloroethane	ND	ug/L	1.0	0.20	1		07/29/15 14:17	79-00-5	
Trichloroethene	ND	ug/L	1.0	0.17	1		07/29/15 14:17	79-01-6	
Vinyl chloride	ND	ug/L	1.0	0.13	1		07/29/15 14:17	75-01-4	
Xylene (Total)	ND	ug/L	3.0	0.42	1		07/29/15 14:17	1330-20-7	
Surrogates									
4-Bromofluorobenzene (S)	100	%	80-120		1		07/29/15 14:17	460-00-4	
1,2-Dichloroethane-d4 (S)	99	%	80-120		1		07/29/15 14:17	17060-07-0	
Toluene-d8 (S)	102	%	80-120		1		07/29/15 14:17	2037-26-5	
Preservation pH	**1.0**		0.10	0.10	1		07/29/15 14:17		

REPORT OF LABORATORY ANALYSIS

This report shall not be reproduced, except in full,
without the written consent of Pace Analytical Services, Inc..

Pace Analytical Services, Inc.
9608 Loiret Blvd.
Lenexa, KS 66219
(913)599-5665

ANALYTICAL RESULTS

Project: FORT SMITH, AR
Pace Project No.: 60199189

Sample: MW-172-201507 **Lab ID: 60199189006** Collected: 07/23/15 11:45 Received: 07/24/15 09:30 Matrix: Water

Parameters	Results	Units	Report Limit	MDL	DF	Prepared	Analyzed	CAS No.	Qual
8260 MSV	Analytical Method: EPA 5030B/8260								
Acetone	**7.4J**	ug/L	10.0	1.9	1		07/29/15 13:45	67-64-1	
Benzene	**0.22J**	ug/L	1.0	0.060	1		07/29/15 13:45	71-43-2	
Bromodichloromethane	ND	ug/L	1.0	0.19	1		07/29/15 13:45	75-27-4	
Bromoform	ND	ug/L	1.0	0.070	1		07/29/15 13:45	75-25-2	
Bromomethane	**4.3J**	ug/L	5.0	0.16	1		07/29/15 13:45	74-83-9	
2-Butanone (MEK)	ND	ug/L	10.0	0.59	1		07/29/15 13:45	78-93-3	
Carbon disulfide	ND	ug/L	5.0	0.12	1		07/29/15 13:45	75-15-0	
Carbon tetrachloride	ND	ug/L	1.0	0.18	1		07/29/15 13:45	56-23-5	
Chlorobenzene	ND	ug/L	1.0	0.21	1		07/29/15 13:45	108-90-7	
Chloroethane	ND	ug/L	1.0	0.15	1		07/29/15 13:45	75-00-3	
Chloroform	**1.6**	ug/L	1.0	0.14	1		07/29/15 13:45	67-66-3	
Chloromethane	**8.2**	ug/L	1.0	0.080	1		07/29/15 13:45	74-87-3	
Dibromochloromethane	ND	ug/L	1.0	0.21	1		07/29/15 13:45	124-48-1	
1,1-Dichloroethane	ND	ug/L	1.0	0.050	1		07/29/15 13:45	75-34-3	
1,2-Dichloroethane	ND	ug/L	1.0	0.12	1		07/29/15 13:45	107-06-2	
1,1-Dichloroethene	**0.63J**	ug/L	1.0	0.20	1		07/29/15 13:45	75-35-4	
cis-1,2-Dichloroethene	**12.4**	ug/L	1.0	0.080	1		07/29/15 13:45	156-59-2	
trans-1,2-Dichloroethene	**1.4**	ug/L	1.0	0.20	1		07/29/15 13:45	156-60-5	
1,2-Dichloropropane	ND	ug/L	1.0	0.16	1		07/29/15 13:45	78-87-5	
cis-1,3-Dichloropropene	ND	ug/L	1.0	0.14	1		07/29/15 13:45	10061-01-5	
trans-1,3-Dichloropropene	ND	ug/L	1.0	0.12	1		07/29/15 13:45	10061-02-6	
Ethylbenzene	ND	ug/L	1.0	0.18	1		07/29/15 13:45	100-41-4	
2-Hexanone	ND	ug/L	10.0	1.2	1		07/29/15 13:45	591-78-6	
Methylene chloride	ND	ug/L	1.0	0.15	1		07/29/15 13:45	75-09-2	
4-Methyl-2-pentanone (MIBK)	ND	ug/L	10.0	0.42	1		07/29/15 13:45	108-10-1	
Styrene	ND	ug/L	1.0	0.12	1		07/29/15 13:45	100-42-5	
1,1,2,2-Tetrachloroethane	**1.2**	ug/L	1.0	0.15	1		07/29/15 13:45	79-34-5	
Tetrachloroethene	**1.5**	ug/L	1.0	0.10	1		07/29/15 13:45	127-18-4	
Toluene	ND	ug/L	1.0	0.17	1		07/29/15 13:45	108-88-3	
1,1,1-Trichloroethane	ND	ug/L	1.0	0.11	1		07/29/15 13:45	71-55-6	
1,1,2-Trichloroethane	ND	ug/L	1.0	0.20	1		07/29/15 13:45	79-00-5	
Trichloroethene	**2140**	ug/L	25.0	4.2	25		07/25/15 01:22	79-01-6	
Vinyl chloride	**0.69J**	ug/L	1.0	0.13	1		07/29/15 13:45	75-01-4	
Xylene (Total)	ND	ug/L	3.0	0.42	1		07/29/15 13:45	1330-20-7	
Surrogates									
4-Bromofluorobenzene (S)	99	%	80-120		1		07/29/15 13:45	460-00-4	
1,2-Dichloroethane-d4 (S)	92	%	80-120		1		07/29/15 13:45	17060-07-0	
Toluene-d8 (S)	100	%	80-120		1		07/29/15 13:45	2037-26-5	
Preservation pH	**4.0**		0.10	0.10	1		07/29/15 13:45		

REPORT OF LABORATORY ANALYSIS

This report shall not be reproduced, except in full,
without the written consent of Pace Analytical Services, Inc..

Pace Analytical Services, Inc.
9608 Loiret Blvd.
Lenexa, KS 66219
(913)599-5665

ANALYTICAL RESULTS

Project: FORT SMITH, AR
Pace Project No.: 60199189

Sample: MW-99-201507 **Lab ID: 60199189007** Collected: 07/23/15 09:12 Received: 07/24/15 09:30 Matrix: Water

Parameters	Results	Units	Report Limit	MDL	DF	Prepared	Analyzed	CAS No.	Qual
8260 MSV	Analytical Method: EPA 5030B/8260								
Acetone	**2.1J**	ug/L	10.0	1.9	1		07/24/15 21:38	67-64-1	
Benzene	ND	ug/L	1.0	0.060	1		07/24/15 21:38	71-43-2	
Bromodichloromethane	ND	ug/L	1.0	0.19	1		07/24/15 21:38	75-27-4	
Bromoform	ND	ug/L	1.0	0.070	1		07/24/15 21:38	75-25-2	
Bromomethane	ND	ug/L	5.0	0.16	1		07/24/15 21:38	74-83-9	
2-Butanone (MEK)	ND	ug/L	10.0	0.59	1		07/24/15 21:38	78-93-3	
Carbon disulfide	ND	ug/L	5.0	0.12	1		07/24/15 21:38	75-15-0	
Carbon tetrachloride	ND	ug/L	1.0	0.18	1		07/24/15 21:38	56-23-5	
Chlorobenzene	ND	ug/L	1.0	0.21	1		07/24/15 21:38	108-90-7	
Chloroethane	ND	ug/L	1.0	0.15	1		07/24/15 21:38	75-00-3	
Chloroform	ND	ug/L	1.0	0.14	1		07/24/15 21:38	67-66-3	
Chloromethane	ND	ug/L	1.0	0.080	1		07/24/15 21:38	74-87-3	
Dibromochloromethane	ND	ug/L	1.0	0.21	1		07/24/15 21:38	124-48-1	
1,1-Dichloroethane	ND	ug/L	1.0	0.050	1		07/24/15 21:38	75-34-3	
1,2-Dichloroethane	ND	ug/L	1.0	0.12	1		07/24/15 21:38	107-06-2	
1,1-Dichloroethene	ND	ug/L	1.0	0.20	1		07/24/15 21:38	75-35-4	
cis-1,2-Dichloroethene	ND	ug/L	1.0	0.080	1		07/24/15 21:38	156-59-2	
trans-1,2-Dichloroethene	ND	ug/L	1.0	0.20	1		07/24/15 21:38	156-60-5	
1,2-Dichloropropane	ND	ug/L	1.0	0.16	1		07/24/15 21:38	78-87-5	
cis-1,3-Dichloropropene	ND	ug/L	1.0	0.14	1		07/24/15 21:38	10061-01-5	
trans-1,3-Dichloropropene	ND	ug/L	1.0	0.12	1		07/24/15 21:38	10061-02-6	
Ethylbenzene	ND	ug/L	1.0	0.18	1		07/24/15 21:38	100-41-4	
2-Hexanone	ND	ug/L	10.0	1.2	1		07/24/15 21:38	591-78-6	
Methylene chloride	ND	ug/L	1.0	0.15	1		07/24/15 21:38	75-09-2	
4-Methyl-2-pentanone (MIBK)	ND	ug/L	10.0	0.42	1		07/24/15 21:38	108-10-1	
Styrene	ND	ug/L	1.0	0.12	1		07/24/15 21:38	100-42-5	
1,1,2,2-Tetrachloroethane	ND	ug/L	1.0	0.15	1		07/24/15 21:38	79-34-5	
Tetrachloroethene	ND	ug/L	1.0	0.10	1		07/24/15 21:38	127-18-4	
Toluene	ND	ug/L	1.0	0.17	1		07/24/15 21:38	108-88-3	
1,1,1-Trichloroethane	ND	ug/L	1.0	0.11	1		07/24/15 21:38	71-55-6	
1,1,2-Trichloroethane	ND	ug/L	1.0	0.20	1		07/24/15 21:38	79-00-5	
Trichloroethene	ND	ug/L	1.0	0.17	1		07/24/15 21:38	79-01-6	
Vinyl chloride	ND	ug/L	1.0	0.13	1		07/24/15 21:38	75-01-4	
Xylene (Total)	ND	ug/L	3.0	0.42	1		07/24/15 21:38	1330-20-7	
Surrogates									
4-Bromofluorobenzene (S)	99	%	80-120		1		07/24/15 21:38	460-00-4	
1,2-Dichloroethane-d4 (S)	104	%	80-120		1		07/24/15 21:38	17060-07-0	
Toluene-d8 (S)	97	%	80-120		1		07/24/15 21:38	2037-26-5	
Preservation pH	**1.0**		0.10	0.10	1		07/24/15 21:38		

REPORT OF LABORATORY ANALYSIS

This report shall not be reproduced, except in full,
without the written consent of Pace Analytical Services, Inc..

Pace Analytical Services, Inc.
9608 Loiret Blvd.
Lenexa, KS 66219
(913)599-5665

ANALYTICAL RESULTS

Project: FORT SMITH, AR
Pace Project No.: 60199189

Sample: MW-98-201507 **Lab ID: 60199189008** Collected: 07/23/15 10:50 Received: 07/24/15 09:30 Matrix: Water

Parameters	Results	Units	Report Limit	MDL	DF	Prepared	Analyzed	CAS No.	Qual
8260 MSV	Analytical Method: EPA 5030B/8260								
Acetone	**3.5J**	ug/L	10.0	1.9	1		07/24/15 21:53	67-64-1	
Benzene	ND	ug/L	1.0	0.060	1		07/24/15 21:53	71-43-2	
Bromodichloromethane	ND	ug/L	1.0	0.19	1		07/24/15 21:53	75-27-4	
Bromoform	ND	ug/L	1.0	0.070	1		07/24/15 21:53	75-25-2	
Bromomethane	ND	ug/L	5.0	0.16	1		07/24/15 21:53	74-83-9	
2-Butanone (MEK)	ND	ug/L	10.0	0.59	1		07/24/15 21:53	78-93-3	
Carbon disulfide	ND	ug/L	5.0	0.12	1		07/24/15 21:53	75-15-0	
Carbon tetrachloride	ND	ug/L	1.0	0.18	1		07/24/15 21:53	56-23-5	
Chlorobenzene	ND	ug/L	1.0	0.21	1		07/24/15 21:53	108-90-7	
Chloroethane	ND	ug/L	1.0	0.15	1		07/24/15 21:53	75-00-3	
Chloroform	ND	ug/L	1.0	0.14	1		07/24/15 21:53	67-66-3	
Chloromethane	ND	ug/L	1.0	0.080	1		07/24/15 21:53	74-87-3	
Dibromochloromethane	ND	ug/L	1.0	0.21	1		07/24/15 21:53	124-48-1	
1,1-Dichloroethane	ND	ug/L	1.0	0.050	1		07/24/15 21:53	75-34-3	
1,2-Dichloroethane	ND	ug/L	1.0	0.12	1		07/24/15 21:53	107-06-2	
1,1-Dichloroethene	ND	ug/L	1.0	0.20	1		07/24/15 21:53	75-35-4	
cis-1,2-Dichloroethene	ND	ug/L	1.0	0.080	1		07/24/15 21:53	156-59-2	
trans-1,2-Dichloroethene	ND	ug/L	1.0	0.20	1		07/24/15 21:53	156-60-5	
1,2-Dichloropropane	ND	ug/L	1.0	0.16	1		07/24/15 21:53	78-87-5	
cis-1,3-Dichloropropene	ND	ug/L	1.0	0.14	1		07/24/15 21:53	10061-01-5	
trans-1,3-Dichloropropene	ND	ug/L	1.0	0.12	1		07/24/15 21:53	10061-02-6	
Ethylbenzene	ND	ug/L	1.0	0.18	1		07/24/15 21:53	100-41-4	
2-Hexanone	ND	ug/L	10.0	1.2	1		07/24/15 21:53	591-78-6	
Methylene chloride	ND	ug/L	1.0	0.15	1		07/24/15 21:53	75-09-2	
4-Methyl-2-pentanone (MIBK)	ND	ug/L	10.0	0.42	1		07/24/15 21:53	108-10-1	
Styrene	ND	ug/L	1.0	0.12	1		07/24/15 21:53	100-42-5	
1,1,2,2-Tetrachloroethane	ND	ug/L	1.0	0.15	1		07/24/15 21:53	79-34-5	
Tetrachloroethene	ND	ug/L	1.0	0.10	1		07/24/15 21:53	127-18-4	
Toluene	ND	ug/L	1.0	0.17	1		07/24/15 21:53	108-88-3	
1,1,1-Trichloroethane	ND	ug/L	1.0	0.11	1		07/24/15 21:53	71-55-6	
1,1,2-Trichloroethane	ND	ug/L	1.0	0.20	1		07/24/15 21:53	79-00-5	
Trichloroethene	ND	ug/L	1.0	0.17	1		07/24/15 21:53	79-01-6	
Vinyl chloride	ND	ug/L	1.0	0.13	1		07/24/15 21:53	75-01-4	
Xylene (Total)	ND	ug/L	3.0	0.42	1		07/24/15 21:53	1330-20-7	
Surrogates									
4-Bromofluorobenzene (S)	98	%	80-120		1		07/24/15 21:53	460-00-4	
1,2-Dichloroethane-d4 (S)	99	%	80-120		1		07/24/15 21:53	17060-07-0	
Toluene-d8 (S)	99	%	80-120		1		07/24/15 21:53	2037-26-5	
Preservation pH	**1.0**		0.10	0.10	1		07/24/15 21:53		

REPORT OF LABORATORY ANALYSIS

This report shall not be reproduced, except in full,
without the written consent of Pace Analytical Services, Inc..

Pace Analytical Services, Inc.
9608 Loiret Blvd.
Lenexa, KS 66219
(913)599-5665

ANALYTICAL RESULTS

Project: FORT SMITH, AR
Pace Project No.: 60199189

Sample: MW-92-201507 **Lab ID: 60199189009** Collected: 07/23/15 10:22 Received: 07/24/15 09:30 Matrix: Water

Parameters	Results	Units	Report Limit	MDL	DF	Prepared	Analyzed	CAS No.	Qual
8260 MSV	Analytical Method: EPA 5030B/8260								
Acetone	**7.3J**	ug/L	10.0	1.9	1		07/29/15 14:00	67-64-1	
Benzene	**0.16J**	ug/L	1.0	0.060	1		07/29/15 14:00	71-43-2	
Bromodichloromethane	ND	ug/L	1.0	0.19	1		07/29/15 14:00	75-27-4	
Bromoform	**2.0**	ug/L	1.0	0.070	1		07/29/15 14:00	75-25-2	
Bromomethane	**2.2J**	ug/L	5.0	0.16	1		07/29/15 14:00	74-83-9	
2-Butanone (MEK)	ND	ug/L	10.0	0.59	1		07/29/15 14:00	78-93-3	
Carbon disulfide	**0.23J**	ug/L	5.0	0.12	1		07/29/15 14:00	75-15-0	
Carbon tetrachloride	ND	ug/L	1.0	0.18	1		07/29/15 14:00	56-23-5	
Chlorobenzene	ND	ug/L	1.0	0.21	1		07/29/15 14:00	108-90-7	
Chloroethane	ND	ug/L	1.0	0.15	1		07/29/15 14:00	75-00-3	
Chloroform	**0.69J**	ug/L	1.0	0.14	1		07/29/15 14:00	67-66-3	
Chloromethane	**10.9**	ug/L	1.0	0.080	1		07/29/15 14:00	74-87-3	
Dibromochloromethane	ND	ug/L	1.0	0.21	1		07/29/15 14:00	124-48-1	
1,1-Dichloroethane	ND	ug/L	1.0	0.050	1		07/29/15 14:00	75-34-3	
1,2-Dichloroethane	ND	ug/L	1.0	0.12	1		07/29/15 14:00	107-06-2	
1,1-Dichloroethene	**0.33J**	ug/L	1.0	0.20	1		07/29/15 14:00	75-35-4	
cis-1,2-Dichloroethene	**6.7**	ug/L	1.0	0.080	1		07/29/15 14:00	156-59-2	
trans-1,2-Dichloroethene	**0.87J**	ug/L	1.0	0.20	1		07/29/15 14:00	156-60-5	
1,2-Dichloropropane	ND	ug/L	1.0	0.16	1		07/29/15 14:00	78-87-5	
cis-1,3-Dichloropropene	ND	ug/L	1.0	0.14	1		07/29/15 14:00	10061-01-5	
trans-1,3-Dichloropropene	ND	ug/L	1.0	0.12	1		07/29/15 14:00	10061-02-6	
Ethylbenzene	ND	ug/L	1.0	0.18	1		07/29/15 14:00	100-41-4	
2-Hexanone	ND	ug/L	10.0	1.2	1		07/29/15 14:00	591-78-6	
Methylene chloride	ND	ug/L	1.0	0.15	1		07/29/15 14:00	75-09-2	
4-Methyl-2-pentanone (MIBK)	ND	ug/L	10.0	0.42	1		07/29/15 14:00	108-10-1	
Styrene	ND	ug/L	1.0	0.12	1		07/29/15 14:00	100-42-5	
1,1,2,2-Tetrachloroethane	ND	ug/L	1.0	0.15	1		07/29/15 14:00	79-34-5	
Tetrachloroethene	**0.35J**	ug/L	1.0	0.10	1		07/29/15 14:00	127-18-4	
Toluene	ND	ug/L	1.0	0.17	1		07/29/15 14:00	108-88-3	
1,1,1-Trichloroethane	**1.3**	ug/L	1.0	0.11	1		07/29/15 14:00	71-55-6	
1,1,2-Trichloroethane	ND	ug/L	1.0	0.20	1		07/29/15 14:00	79-00-5	
Trichloroethene	**617**	ug/L	20.0	3.4	20		07/25/15 01:37	79-01-6	
Vinyl chloride	**1.0**	ug/L	1.0	0.13	1		07/29/15 14:00	75-01-4	
Xylene (Total)	ND	ug/L	3.0	0.42	1		07/29/15 14:00	1330-20-7	
Surrogates									
4-Bromofluorobenzene (S)	99	%	80-120		1		07/29/15 14:00	460-00-4	
1,2-Dichloroethane-d4 (S)	97	%	80-120		1		07/29/15 14:00	17060-07-0	
Toluene-d8 (S)	99	%	80-120		1		07/29/15 14:00	2037-26-5	
Preservation pH	**4.0**		0.10	0.10	1		07/29/15 14:00		

REPORT OF LABORATORY ANALYSIS

This report shall not be reproduced, except in full,
without the written consent of Pace Analytical Services, Inc..

Pace Analytical Services, Inc.
9608 Loiret Blvd.
Lenexa, KS 66219
(913)599-5665

ANALYTICAL RESULTS

Project: FORT SMITH, AR
Pace Project No.: 60199189

Sample: MW-182-201507 **Lab ID: 60199189010** Collected: 07/23/15 08:55 Received: 07/24/15 09:30 Matrix: Water

Parameters	Results	Units	Report Limit	MDL	DF	Prepared	Analyzed	CAS No.	Qual
8260 MSV	Analytical Method: EPA 5030B/8260								
Acetone	**3.8J**	ug/L	10.0	1.9	1		07/24/15 23:07	67-64-1	
Benzene	ND	ug/L	1.0	0.060	1		07/24/15 23:07	71-43-2	
Bromodichloromethane	ND	ug/L	1.0	0.19	1		07/24/15 23:07	75-27-4	
Bromoform	**0.17J**	ug/L	1.0	0.070	1		07/24/15 23:07	75-25-2	
Bromomethane	**0.91J**	ug/L	5.0	0.16	1		07/24/15 23:07	74-83-9	
2-Butanone (MEK)	ND	ug/L	10.0	0.59	1		07/24/15 23:07	78-93-3	
Carbon disulfide	ND	ug/L	5.0	0.12	1		07/24/15 23:07	75-15-0	
Carbon tetrachloride	ND	ug/L	1.0	0.18	1		07/24/15 23:07	56-23-5	
Chlorobenzene	**0.42J**	ug/L	1.0	0.21	1		07/24/15 23:07	108-90-7	
Chloroethane	**0.27J**	ug/L	1.0	0.15	1		07/24/15 23:07	75-00-3	
Chloroform	**0.27J**	ug/L	1.0	0.14	1		07/24/15 23:07	67-66-3	
Chloromethane	ND	ug/L	1.0	0.080	1		07/24/15 23:07	74-87-3	
Dibromochloromethane	ND	ug/L	1.0	0.21	1		07/24/15 23:07	124-48-1	
1,1-Dichloroethane	ND	ug/L	1.0	0.050	1		07/24/15 23:07	75-34-3	
1,2-Dichloroethane	ND	ug/L	1.0	0.12	1		07/24/15 23:07	107-06-2	
1,1-Dichloroethene	**0.56J**	ug/L	1.0	0.20	1		07/24/15 23:07	75-35-4	
cis-1,2-Dichloroethene	**17.8**	ug/L	1.0	0.080	1		07/24/15 23:07	156-59-2	
trans-1,2-Dichloroethene	**0.89J**	ug/L	1.0	0.20	1		07/24/15 23:07	156-60-5	
1,2-Dichloropropane	ND	ug/L	1.0	0.16	1		07/24/15 23:07	78-87-5	
cis-1,3-Dichloropropene	ND	ug/L	1.0	0.14	1		07/24/15 23:07	10061-01-5	
trans-1,3-Dichloropropene	ND	ug/L	1.0	0.12	1		07/24/15 23:07	10061-02-6	
Ethylbenzene	ND	ug/L	1.0	0.18	1		07/24/15 23:07	100-41-4	
2-Hexanone	ND	ug/L	10.0	1.2	1		07/24/15 23:07	591-78-6	
Methylene chloride	ND	ug/L	1.0	0.15	1		07/24/15 23:07	75-09-2	
4-Methyl-2-pentanone (MIBK)	ND	ug/L	10.0	0.42	1		07/24/15 23:07	108-10-1	
Styrene	ND	ug/L	1.0	0.12	1		07/24/15 23:07	100-42-5	
1,1,2,2-Tetrachloroethane	ND	ug/L	1.0	0.15	1		07/24/15 23:07	79-34-5	
Tetrachloroethene	ND	ug/L	1.0	0.10	1		07/24/15 23:07	127-18-4	
Toluene	ND	ug/L	1.0	0.17	1		07/24/15 23:07	108-88-3	
1,1,1-Trichloroethane	ND	ug/L	1.0	0.11	1		07/24/15 23:07	71-55-6	
1,1,2-Trichloroethane	ND	ug/L	1.0	0.20	1		07/24/15 23:07	79-00-5	
Trichloroethene	**193**	ug/L	2.0	0.34	2		07/29/15 14:32	79-01-6	
Vinyl chloride	**0.28J**	ug/L	1.0	0.13	1		07/24/15 23:07	75-01-4	
Xylene (Total)	ND	ug/L	3.0	0.42	1		07/24/15 23:07	1330-20-7	
Surrogates									
4-Bromofluorobenzene (S)	101	%	80-120		1		07/24/15 23:07	460-00-4	
1,2-Dichloroethane-d4 (S)	99	%	80-120		1		07/24/15 23:07	17060-07-0	
Toluene-d8 (S)	100	%	80-120		1		07/24/15 23:07	2037-26-5	
Preservation pH	**1.0**		0.10	0.10	1		07/24/15 23:07		

REPORT OF LABORATORY ANALYSIS

This report shall not be reproduced, except in full,
without the written consent of Pace Analytical Services, Inc..

Pace Analytical Services, Inc.
9608 Loiret Blvd.
Lenexa, KS 66219
(913)599-5665

ANALYTICAL RESULTS

Project: FORT SMITH, AR
Pace Project No.: 60199189

Sample: MW-86-201507 **Lab ID: 60199189011** Collected: 07/23/15 13:55 Received: 07/24/15 09:30 Matrix: Water

Parameters	Results	Units	Report Limit	MDL	DF	Prepared	Analyzed	CAS No.	Qual
8260 MSV	Analytical Method: EPA 5030B/8260								
Acetone	**265**	ug/L	10.0	1.9	1		07/29/15 15:16	67-64-1	
Benzene	**0.59J**	ug/L	1.0	0.060	1		07/29/15 15:16	71-43-2	
Bromodichloromethane	**2.4**	ug/L	1.0	0.19	1		07/29/15 15:16	75-27-4	
Bromoform	**1.0**	ug/L	1.0	0.070	1		07/29/15 15:16	75-25-2	
Bromomethane	**2.6J**	ug/L	5.0	0.16	1		07/29/15 15:16	74-83-9	
2-Butanone (MEK)	**38.4**	ug/L	10.0	0.59	1		07/29/15 15:16	78-93-3	
Carbon disulfide	**9.7**	ug/L	5.0	0.12	1		07/29/15 15:16	75-15-0	
Carbon tetrachloride	**3.3**	ug/L	1.0	0.18	1		07/29/15 15:16	56-23-5	
Chlorobenzene	ND	ug/L	1.0	0.21	1		07/29/15 15:16	108-90-7	
Chloroethane	ND	ug/L	1.0	0.15	1		07/29/15 15:16	75-00-3	
Chloroform	**51.6**	ug/L	1.0	0.14	1		07/29/15 15:16	67-66-3	
Chloromethane	**7.5**	ug/L	1.0	0.080	1		07/29/15 15:16	74-87-3	
Dibromochloromethane	ND	ug/L	1.0	0.21	1		07/29/15 15:16	124-48-1	
1,1-Dichloroethane	**7.8**	ug/L	1.0	0.050	1		07/29/15 15:16	75-34-3	
1,2-Dichloroethane	**0.77J**	ug/L	1.0	0.12	1		07/29/15 15:16	107-06-2	
1,1-Dichloroethene	**20.9**	ug/L	1.0	0.20	1		07/29/15 15:16	75-35-4	
cis-1,2-Dichloroethene	**292J**	ug/L	1000	80.0	1000		07/25/15 01:51	156-59-2	
trans-1,2-Dichloroethene	**59.1**	ug/L	1.0	0.20	1		07/29/15 15:16	156-60-5	
1,2-Dichloropropane	ND	ug/L	1.0	0.16	1		07/29/15 15:16	78-87-5	
cis-1,3-Dichloropropene	ND	ug/L	1.0	0.14	1		07/29/15 15:16	10061-01-5	
trans-1,3-Dichloropropene	ND	ug/L	1.0	0.12	1		07/29/15 15:16	10061-02-6	
Ethylbenzene	ND	ug/L	1.0	0.18	1		07/29/15 15:16	100-41-4	
2-Hexanone	ND	ug/L	10.0	1.2	1		07/29/15 15:16	591-78-6	
Methylene chloride	**23.2**	ug/L	1.0	0.15	1		07/29/15 15:16	75-09-2	
4-Methyl-2-pentanone (MIBK)	ND	ug/L	10.0	0.42	1		07/29/15 15:16	108-10-1	
Styrene	ND	ug/L	1.0	0.12	1		07/29/15 15:16	100-42-5	
1,1,2,2-Tetrachloroethane	**420J**	ug/L	1000	150	1000		07/25/15 01:51	79-34-5	
Tetrachloroethene	**29.7**	ug/L	1.0	0.10	1		07/29/15 15:16	127-18-4	
Toluene	**2.3**	ug/L	1.0	0.17	1		07/29/15 15:16	108-88-3	
1,1,1-Trichloroethane	**578J**	ug/L	1000	110	1000		07/25/15 01:51	71-55-6	
1,1,2-Trichloroethane	**5.7**	ug/L	1.0	0.20	1		07/29/15 15:16	79-00-5	
Trichloroethene	**65100**	ug/L	1000	170	1000		07/25/15 01:51	79-01-6	
Vinyl chloride	**46.7**	ug/L	1.0	0.13	1		07/29/15 15:16	75-01-4	
Xylene (Total)	ND	ug/L	3.0	0.42	1		07/29/15 15:16	1330-20-7	
Surrogates									
4-Bromofluorobenzene (S)	96	%	80-120		1		07/29/15 15:16	460-00-4	
1,2-Dichloroethane-d4 (S)	95	%	80-120		1		07/29/15 15:16	17060-07-0	
Toluene-d8 (S)	97	%	80-120		1		07/29/15 15:16	2037-26-5	
Preservation pH	**4.0**		0.10	0.10	1		07/29/15 15:16		

REPORT OF LABORATORY ANALYSIS

This report shall not be reproduced, except in full,
without the written consent of Pace Analytical Services, Inc..

Pace Analytical Services, Inc.
9608 Loiret Blvd.
Lenexa, KS 66219
(913)599-5665

ANALYTICAL RESULTS

Project: FORT SMITH, AR
Pace Project No.: 60199189

Sample: MW-87-201507 **Lab ID: 60199189012** Collected: 07/23/15 12:40 Received: 07/24/15 09:30 Matrix: Water

Parameters	Results	Units	Report Limit	MDL	DF	Prepared	Analyzed	CAS No.	Qual
8260 MSV	Analytical Method: EPA 5030B/8260								
Acetone	**2.3J**	ug/L	10.0	1.9	1		07/24/15 23:37	67-64-1	
Benzene	**0.11J**	ug/L	1.0	0.060	1		07/24/15 23:37	71-43-2	
Bromodichloromethane	ND	ug/L	1.0	0.19	1		07/24/15 23:37	75-27-4	
Bromoform	ND	ug/L	1.0	0.070	1		07/24/15 23:37	75-25-2	
Bromomethane	ND	ug/L	5.0	0.16	1		07/24/15 23:37	74-83-9	
2-Butanone (MEK)	ND	ug/L	10.0	0.59	1		07/24/15 23:37	78-93-3	
Carbon disulfide	ND	ug/L	5.0	0.12	1		07/24/15 23:37	75-15-0	
Carbon tetrachloride	ND	ug/L	1.0	0.18	1		07/24/15 23:37	56-23-5	
Chlorobenzene	ND	ug/L	1.0	0.21	1		07/24/15 23:37	108-90-7	
Chloroethane	ND	ug/L	1.0	0.15	1		07/24/15 23:37	75-00-3	
Chloroform	**0.32J**	ug/L	1.0	0.14	1		07/24/15 23:37	67-66-3	
Chloromethane	ND	ug/L	1.0	0.080	1		07/24/15 23:37	74-87-3	
Dibromochloromethane	ND	ug/L	1.0	0.21	1		07/24/15 23:37	124-48-1	
1,1-Dichloroethane	**2.6**	ug/L	1.0	0.050	1		07/24/15 23:37	75-34-3	
1,2-Dichloroethane	ND	ug/L	1.0	0.12	1		07/24/15 23:37	107-06-2	
1,1-Dichloroethene	**6.6**	ug/L	1.0	0.20	1		07/24/15 23:37	75-35-4	
cis-1,2-Dichloroethene	**56.5**	ug/L	1.0	0.080	1		07/24/15 23:37	156-59-2	
trans-1,2-Dichloroethene	**1.7**	ug/L	1.0	0.20	1		07/24/15 23:37	156-60-5	
1,2-Dichloropropane	ND	ug/L	1.0	0.16	1		07/24/15 23:37	78-87-5	
cis-1,3-Dichloropropene	ND	ug/L	1.0	0.14	1		07/24/15 23:37	10061-01-5	
trans-1,3-Dichloropropene	ND	ug/L	1.0	0.12	1		07/24/15 23:37	10061-02-6	
Ethylbenzene	ND	ug/L	1.0	0.18	1		07/24/15 23:37	100-41-4	
2-Hexanone	ND	ug/L	10.0	1.2	1		07/24/15 23:37	591-78-6	
Methylene chloride	ND	ug/L	1.0	0.15	1		07/24/15 23:37	75-09-2	
4-Methyl-2-pentanone (MIBK)	ND	ug/L	10.0	0.42	1		07/24/15 23:37	108-10-1	
Styrene	ND	ug/L	1.0	0.12	1		07/24/15 23:37	100-42-5	
1,1,2,2-Tetrachloroethane	ND	ug/L	1.0	0.15	1		07/24/15 23:37	79-34-5	
Tetrachloroethene	**3.4**	ug/L	1.0	0.10	1		07/24/15 23:37	127-18-4	
Toluene	ND	ug/L	1.0	0.17	1		07/24/15 23:37	108-88-3	
1,1,1-Trichloroethane	ND	ug/L	1.0	0.11	1		07/24/15 23:37	71-55-6	
1,1,2-Trichloroethane	ND	ug/L	1.0	0.20	1		07/24/15 23:37	79-00-5	
Trichloroethene	**758**	ug/L	10.0	1.7	10		07/24/15 23:52	79-01-6	
Vinyl chloride	**0.34J**	ug/L	1.0	0.13	1		07/24/15 23:37	75-01-4	
Xylene (Total)	ND	ug/L	3.0	0.42	1		07/24/15 23:37	1330-20-7	
Surrogates									
4-Bromofluorobenzene (S)	99	%	80-120		1		07/24/15 23:37	460-00-4	
1,2-Dichloroethane-d4 (S)	99	%	80-120		1		07/24/15 23:37	17060-07-0	
Toluene-d8 (S)	95	%	80-120		1		07/24/15 23:37	2037-26-5	
Preservation pH	**1.0**		0.10	0.10	1		07/24/15 23:37		

REPORT OF LABORATORY ANALYSIS

This report shall not be reproduced, except in full,
without the written consent of Pace Analytical Services, Inc..

Pace Analytical Services, Inc.
9608 Loiret Blvd.
Lenexa, KS 66219
(913)599-5665

ANALYTICAL RESULTS

Project: FORT SMITH, AR
Pace Project No.: 60199189

Sample: MW-91-201507 **Lab ID: 60199189013** Collected: 07/23/15 11:10 Received: 07/24/15 09:30 Matrix: Water

Parameters	Results	Units	Report Limit	MDL	DF	Prepared	Analyzed	CAS No.	Qual
8260 MSV	Analytical Method: EPA 5030B/8260								
Acetone	ND	ug/L	10.0	1.9	1		07/25/15 00:07	67-64-1	
Benzene	**0.11J**	ug/L	1.0	0.060	1		07/25/15 00:07	71-43-2	
Bromodichloromethane	ND	ug/L	1.0	0.19	1		07/25/15 00:07	75-27-4	
Bromoform	ND	ug/L	1.0	0.070	1		07/25/15 00:07	75-25-2	
Bromomethane	ND	ug/L	5.0	0.16	1		07/25/15 00:07	74-83-9	
2-Butanone (MEK)	ND	ug/L	10.0	0.59	1		07/25/15 00:07	78-93-3	
Carbon disulfide	ND	ug/L	5.0	0.12	1		07/25/15 00:07	75-15-0	
Carbon tetrachloride	ND	ug/L	1.0	0.18	1		07/25/15 00:07	56-23-5	
Chlorobenzene	ND	ug/L	1.0	0.21	1		07/25/15 00:07	108-90-7	
Chloroethane	ND	ug/L	1.0	0.15	1		07/25/15 00:07	75-00-3	
Chloroform	**0.19J**	ug/L	1.0	0.14	1		07/25/15 00:07	67-66-3	
Chloromethane	ND	ug/L	1.0	0.080	1		07/25/15 00:07	74-87-3	
Dibromochloromethane	ND	ug/L	1.0	0.21	1		07/25/15 00:07	124-48-1	
1,1-Dichloroethane	**1.5**	ug/L	1.0	0.050	1		07/25/15 00:07	75-34-3	
1,2-Dichloroethane	ND	ug/L	1.0	0.12	1		07/25/15 00:07	107-06-2	
1,1-Dichloroethene	**3.7**	ug/L	1.0	0.20	1		07/25/15 00:07	75-35-4	
cis-1,2-Dichloroethene	**34.8**	ug/L	1.0	0.080	1		07/25/15 00:07	156-59-2	
trans-1,2-Dichloroethene	**2.3**	ug/L	1.0	0.20	1		07/25/15 00:07	156-60-5	
1,2-Dichloropropane	ND	ug/L	1.0	0.16	1		07/25/15 00:07	78-87-5	
cis-1,3-Dichloropropene	ND	ug/L	1.0	0.14	1		07/25/15 00:07	10061-01-5	
trans-1,3-Dichloropropene	ND	ug/L	1.0	0.12	1		07/25/15 00:07	10061-02-6	
Ethylbenzene	ND	ug/L	1.0	0.18	1		07/25/15 00:07	100-41-4	
2-Hexanone	ND	ug/L	10.0	1.2	1		07/25/15 00:07	591-78-6	
Methylene chloride	ND	ug/L	1.0	0.15	1		07/25/15 00:07	75-09-2	
4-Methyl-2-pentanone (MIBK)	ND	ug/L	10.0	0.42	1		07/25/15 00:07	108-10-1	
Styrene	ND	ug/L	1.0	0.12	1		07/25/15 00:07	100-42-5	
1,1,2,2-Tetrachloroethane	ND	ug/L	1.0	0.15	1		07/25/15 00:07	79-34-5	
Tetrachloroethene	**1.9**	ug/L	1.0	0.10	1		07/25/15 00:07	127-18-4	
Toluene	ND	ug/L	1.0	0.17	1		07/25/15 00:07	108-88-3	
1,1,1-Trichloroethane	ND	ug/L	1.0	0.11	1		07/25/15 00:07	71-55-6	
1,1,2-Trichloroethane	ND	ug/L	1.0	0.20	1		07/25/15 00:07	79-00-5	
Trichloroethene	**411**	ug/L	5.0	0.85	5		07/25/15 00:22	79-01-6	
Vinyl chloride	**0.23J**	ug/L	1.0	0.13	1		07/25/15 00:07	75-01-4	
Xylene (Total)	ND	ug/L	3.0	0.42	1		07/25/15 00:07	1330-20-7	
Surrogates									
4-Bromofluorobenzene (S)	100	%	80-120		1		07/25/15 00:07	460-00-4	
1,2-Dichloroethane-d4 (S)	102	%	80-120		1		07/25/15 00:07	17060-07-0	
Toluene-d8 (S)	100	%	80-120		1		07/25/15 00:07	2037-26-5	
Preservation pH	**1.0**		0.10	0.10	1		07/25/15 00:07		

REPORT OF LABORATORY ANALYSIS

This report shall not be reproduced, except in full,
without the written consent of Pace Analytical Services, Inc..

Pace Analytical Services, Inc.
9608 Loiret Blvd.
Lenexa, KS 66219
(913)599-5665

ANALYTICAL RESULTS

Project: FORT SMITH, AR
Pace Project No.: 60199189

Sample: MW-89-201507 **Lab ID: 60199189014** Collected: 07/23/15 10:05 Received: 07/24/15 09:30 Matrix: Water

Parameters	Results	Units	Report Limit	MDL	DF	Prepared	Analyzed	CAS No.	Qual
8260 MSV	Analytical Method: EPA 5030B/8260								
Acetone	**5.4J**	ug/L	10.0	1.9	1		07/24/15 22:08	67-64-1	
Benzene	ND	ug/L	1.0	0.060	1		07/24/15 22:08	71-43-2	
Bromodichloromethane	ND	ug/L	1.0	0.19	1		07/24/15 22:08	75-27-4	
Bromoform	ND	ug/L	1.0	0.070	1		07/24/15 22:08	75-25-2	
Bromomethane	ND	ug/L	5.0	0.16	1		07/24/15 22:08	74-83-9	
2-Butanone (MEK)	ND	ug/L	10.0	0.59	1		07/24/15 22:08	78-93-3	
Carbon disulfide	ND	ug/L	5.0	0.12	1		07/24/15 22:08	75-15-0	
Carbon tetrachloride	ND	ug/L	1.0	0.18	1		07/24/15 22:08	56-23-5	
Chlorobenzene	ND	ug/L	1.0	0.21	1		07/24/15 22:08	108-90-7	
Chloroethane	ND	ug/L	1.0	0.15	1		07/24/15 22:08	75-00-3	
Chloroform	ND	ug/L	1.0	0.14	1		07/24/15 22:08	67-66-3	
Chloromethane	ND	ug/L	1.0	0.080	1		07/24/15 22:08	74-87-3	
Dibromochloromethane	ND	ug/L	1.0	0.21	1		07/24/15 22:08	124-48-1	
1,1-Dichloroethane	ND	ug/L	1.0	0.050	1		07/24/15 22:08	75-34-3	
1,2-Dichloroethane	ND	ug/L	1.0	0.12	1		07/24/15 22:08	107-06-2	
1,1-Dichloroethene	ND	ug/L	1.0	0.20	1		07/24/15 22:08	75-35-4	
cis-1,2-Dichloroethene	**0.18J**	ug/L	1.0	0.080	1		07/24/15 22:08	156-59-2	
trans-1,2-Dichloroethene	ND	ug/L	1.0	0.20	1		07/24/15 22:08	156-60-5	
1,2-Dichloropropane	ND	ug/L	1.0	0.16	1		07/24/15 22:08	78-87-5	
cis-1,3-Dichloropropene	ND	ug/L	1.0	0.14	1		07/24/15 22:08	10061-01-5	
trans-1,3-Dichloropropene	ND	ug/L	1.0	0.12	1		07/24/15 22:08	10061-02-6	
Ethylbenzene	ND	ug/L	1.0	0.18	1		07/24/15 22:08	100-41-4	
2-Hexanone	ND	ug/L	10.0	1.2	1		07/24/15 22:08	591-78-6	
Methylene chloride	ND	ug/L	1.0	0.15	1		07/24/15 22:08	75-09-2	
4-Methyl-2-pentanone (MIBK)	ND	ug/L	10.0	0.42	1		07/24/15 22:08	108-10-1	
Styrene	ND	ug/L	1.0	0.12	1		07/24/15 22:08	100-42-5	
1,1,2,2-Tetrachloroethane	ND	ug/L	1.0	0.15	1		07/24/15 22:08	79-34-5	
Tetrachloroethene	ND	ug/L	1.0	0.10	1		07/24/15 22:08	127-18-4	
Toluene	ND	ug/L	1.0	0.17	1		07/24/15 22:08	108-88-3	
1,1,1-Trichloroethane	ND	ug/L	1.0	0.11	1		07/24/15 22:08	71-55-6	
1,1,2-Trichloroethane	ND	ug/L	1.0	0.20	1		07/24/15 22:08	79-00-5	
Trichloroethene	**14.5**	ug/L	1.0	0.17	1		07/24/15 22:08	79-01-6	
Vinyl chloride	ND	ug/L	1.0	0.13	1		07/24/15 22:08	75-01-4	
Xylene (Total)	ND	ug/L	3.0	0.42	1		07/24/15 22:08	1330-20-7	
Surrogates									
4-Bromofluorobenzene (S)	99	%	80-120		1		07/24/15 22:08	460-00-4	
1,2-Dichloroethane-d4 (S)	102	%	80-120		1		07/24/15 22:08	17060-07-0	
Toluene-d8 (S)	101	%	80-120		1		07/24/15 22:08	2037-26-5	
Preservation pH	**1.0**		0.10	0.10	1		07/24/15 22:08		

REPORT OF LABORATORY ANALYSIS

This report shall not be reproduced, except in full,
without the written consent of Pace Analytical Services, Inc..

Pace Analytical Services, Inc.
9608 Loiret Blvd.
Lenexa, KS 66219
(913)599-5665

ANALYTICAL RESULTS

Project: FORT SMITH, AR
Pace Project No.: 60199189

Sample: MW-24-201507 **Lab ID: 60199189015** Collected: 07/23/15 10:00 Received: 07/24/15 09:30 Matrix: Water

Parameters	Results	Units	Report Limit	MDL	DF	Prepared	Analyzed	CAS No.	Qual
8260 MSV	Analytical Method: EPA 5030B/8260								
Acetone	**61.8**	ug/L	10.0	1.9	1		07/24/15 22:23	67-64-1	
Benzene	**0.13J**	ug/L	1.0	0.060	1		07/24/15 22:23	71-43-2	
Bromodichloromethane	**0.56J**	ug/L	1.0	0.19	1		07/24/15 22:23	75-27-4	
Bromoform	**12.7**	ug/L	1.0	0.070	1		07/24/15 22:23	75-25-2	
Bromomethane	**8.0**	ug/L	5.0	0.16	1		07/24/15 22:23	74-83-9	
2-Butanone (MEK)	ND	ug/L	10.0	0.59	1		07/24/15 22:23	78-93-3	
Carbon disulfide	**0.84J**	ug/L	5.0	0.12	1		07/24/15 22:23	75-15-0	
Carbon tetrachloride	ND	ug/L	1.0	0.18	1		07/24/15 22:23	56-23-5	
Chlorobenzene	ND	ug/L	1.0	0.21	1		07/24/15 22:23	108-90-7	
Chloroethane	**1.1**	ug/L	1.0	0.15	1		07/24/15 22:23	75-00-3	
Chloroform	**0.63J**	ug/L	1.0	0.14	1		07/24/15 22:23	67-66-3	
Chloromethane	**60.8**	ug/L	1.0	0.080	1		07/24/15 22:23	74-87-3	
Dibromochloromethane	**0.98J**	ug/L	1.0	0.21	1		07/24/15 22:23	124-48-1	
1,1-Dichloroethane	ND	ug/L	1.0	0.050	1		07/24/15 22:23	75-34-3	
1,2-Dichloroethane	ND	ug/L	1.0	0.12	1		07/24/15 22:23	107-06-2	
1,1-Dichloroethene	ND	ug/L	1.0	0.20	1		07/24/15 22:23	75-35-4	
cis-1,2-Dichloroethene	**3.1**	ug/L	1.0	0.080	1		07/24/15 22:23	156-59-2	
trans-1,2-Dichloroethene	**0.69J**	ug/L	1.0	0.20	1		07/24/15 22:23	156-60-5	
1,2-Dichloropropane	ND	ug/L	1.0	0.16	1		07/24/15 22:23	78-87-5	
cis-1,3-Dichloropropene	ND	ug/L	1.0	0.14	1		07/24/15 22:23	10061-01-5	
trans-1,3-Dichloropropene	ND	ug/L	1.0	0.12	1		07/24/15 22:23	10061-02-6	
Ethylbenzene	ND	ug/L	1.0	0.18	1		07/24/15 22:23	100-41-4	
2-Hexanone	ND	ug/L	10.0	1.2	1		07/24/15 22:23	591-78-6	
Methylene chloride	ND	ug/L	1.0	0.15	1		07/24/15 22:23	75-09-2	
4-Methyl-2-pentanone (MIBK)	ND	ug/L	10.0	0.42	1		07/24/15 22:23	108-10-1	
Styrene	ND	ug/L	1.0	0.12	1		07/24/15 22:23	100-42-5	
1,1,2,2-Tetrachloroethane	ND	ug/L	1.0	0.15	1		07/24/15 22:23	79-34-5	
Tetrachloroethene	ND	ug/L	1.0	0.10	1		07/24/15 22:23	127-18-4	
Toluene	ND	ug/L	1.0	0.17	1		07/24/15 22:23	108-88-3	
1,1,1-Trichloroethane	ND	ug/L	1.0	0.11	1		07/24/15 22:23	71-55-6	
1,1,2-Trichloroethane	ND	ug/L	1.0	0.20	1		07/24/15 22:23	79-00-5	
Trichloroethene	**178**	ug/L	1.0	0.17	1		07/24/15 22:23	79-01-6	
Vinyl chloride	ND	ug/L	1.0	0.13	1		07/24/15 22:23	75-01-4	
Xylene (Total)	ND	ug/L	3.0	0.42	1		07/24/15 22:23	1330-20-7	
Surrogates									
4-Bromofluorobenzene (S)	95	%	80-120		1		07/24/15 22:23	460-00-4	
1,2-Dichloroethane-d4 (S)	97	%	80-120		1		07/24/15 22:23	17060-07-0	
Toluene-d8 (S)	94	%	80-120		1		07/24/15 22:23	2037-26-5	
Preservation pH	**1.0**		0.10	0.10	1		07/24/15 22:23		

REPORT OF LABORATORY ANALYSIS

This report shall not be reproduced, except in full,
without the written consent of Pace Analytical Services, Inc..

Pace Analytical Services, Inc.
9608 Loiret Blvd.
Lenexa, KS 66219
(913)599-5665

ANALYTICAL RESULTS

Project: FORT SMITH, AR
Pace Project No.: 60199189

Sample: MW-88-201507 **Lab ID: 60199189016** Collected: 07/23/15 08:30 Received: 07/24/15 09:30 Matrix: Water

Parameters	Results	Units	Report Limit	MDL	DF	Prepared	Analyzed	CAS No.	Qual
8260 MSV	Analytical Method: EPA 5030B/8260								
Acetone	**19.8**	ug/L	10.0	1.9	1		07/24/15 22:38	67-64-1	
Benzene	ND	ug/L	1.0	0.060	1		07/24/15 22:38	71-43-2	
Bromodichloromethane	ND	ug/L	1.0	0.19	1		07/24/15 22:38	75-27-4	
Bromoform	**0.23J**	ug/L	1.0	0.070	1		07/24/15 22:38	75-25-2	
Bromomethane	**0.56J**	ug/L	5.0	0.16	1		07/24/15 22:38	74-83-9	
2-Butanone (MEK)	ND	ug/L	10.0	0.59	1		07/24/15 22:38	78-93-3	
Carbon disulfide	ND	ug/L	5.0	0.12	1		07/24/15 22:38	75-15-0	
Carbon tetrachloride	ND	ug/L	1.0	0.18	1		07/24/15 22:38	56-23-5	
Chlorobenzene	ND	ug/L	1.0	0.21	1		07/24/15 22:38	108-90-7	
Chloroethane	ND	ug/L	1.0	0.15	1		07/24/15 22:38	75-00-3	
Chloroform	ND	ug/L	1.0	0.14	1		07/24/15 22:38	67-66-3	
Chloromethane	ND	ug/L	1.0	0.080	1		07/24/15 22:38	74-87-3	
Dibromochloromethane	ND	ug/L	1.0	0.21	1		07/24/15 22:38	124-48-1	
1,1-Dichloroethane	ND	ug/L	1.0	0.050	1		07/24/15 22:38	75-34-3	
1,2-Dichloroethane	ND	ug/L	1.0	0.12	1		07/24/15 22:38	107-06-2	
1,1-Dichloroethene	ND	ug/L	1.0	0.20	1		07/24/15 22:38	75-35-4	
cis-1,2-Dichloroethene	ND	ug/L	1.0	0.080	1		07/24/15 22:38	156-59-2	
trans-1,2-Dichloroethene	ND	ug/L	1.0	0.20	1		07/24/15 22:38	156-60-5	
1,2-Dichloropropane	ND	ug/L	1.0	0.16	1		07/24/15 22:38	78-87-5	
cis-1,3-Dichloropropene	ND	ug/L	1.0	0.14	1		07/24/15 22:38	10061-01-5	
trans-1,3-Dichloropropene	ND	ug/L	1.0	0.12	1		07/24/15 22:38	10061-02-6	
Ethylbenzene	ND	ug/L	1.0	0.18	1		07/24/15 22:38	100-41-4	
2-Hexanone	ND	ug/L	10.0	1.2	1		07/24/15 22:38	591-78-6	
Methylene chloride	ND	ug/L	1.0	0.15	1		07/24/15 22:38	75-09-2	
4-Methyl-2-pentanone (MIBK)	ND	ug/L	10.0	0.42	1		07/24/15 22:38	108-10-1	
Styrene	ND	ug/L	1.0	0.12	1		07/24/15 22:38	100-42-5	
1,1,2,2-Tetrachloroethane	ND	ug/L	1.0	0.15	1		07/24/15 22:38	79-34-5	
Tetrachloroethene	ND	ug/L	1.0	0.10	1		07/24/15 22:38	127-18-4	
Toluene	ND	ug/L	1.0	0.17	1		07/24/15 22:38	108-88-3	
1,1,1-Trichloroethane	ND	ug/L	1.0	0.11	1		07/24/15 22:38	71-55-6	
1,1,2-Trichloroethane	ND	ug/L	1.0	0.20	1		07/24/15 22:38	79-00-5	
Trichloroethene	ND	ug/L	1.0	0.17	1		07/29/15 13:33	79-01-6	
Vinyl chloride	ND	ug/L	1.0	0.13	1		07/24/15 22:38	75-01-4	
Xylene (Total)	ND	ug/L	3.0	0.42	1		07/24/15 22:38	1330-20-7	
Surrogates									
4-Bromofluorobenzene (S)	97	%	80-120		1		07/24/15 22:38	460-00-4	
1,2-Dichloroethane-d4 (S)	99	%	80-120		1		07/24/15 22:38	17060-07-0	
Toluene-d8 (S)	99	%	80-120		1		07/24/15 22:38	2037-26-5	
Preservation pH	**1.0**		0.10	0.10	1		07/24/15 22:38		

REPORT OF LABORATORY ANALYSIS

This report shall not be reproduced, except in full,
without the written consent of Pace Analytical Services, Inc..

Pace Analytical Services, Inc.
9608 Loiret Blvd.
Lenexa, KS 66219
(913)599-5665

ANALYTICAL RESULTS

Project: FORT SMITH, AR
Pace Project No.: 60199189

Sample: MW-85-201507 **Lab ID: 60199189017** Collected: 07/23/15 14:00 Received: 07/24/15 09:30 Matrix: Water

Parameters	Results	Units	Report Limit	MDL	DF	Prepared	Analyzed	CAS No.	Qual
8260 MSV	Analytical Method: EPA 5030B/8260								
Acetone	**75.0**	ug/L	10.0	1.9	1		07/25/15 02:06	67-64-1	
Benzene	ND	ug/L	1.0	0.060	1		07/25/15 02:06	71-43-2	
Bromodichloromethane	**0.53J**	ug/L	1.0	0.19	1		07/25/15 02:06	75-27-4	
Bromoform	**7.3**	ug/L	1.0	0.070	1		07/25/15 02:06	75-25-2	
Bromomethane	**10.3**	ug/L	5.0	0.16	1		07/25/15 02:06	74-83-9	
2-Butanone (MEK)	**3.3J**	ug/L	10.0	0.59	1		07/25/15 02:06	78-93-3	
Carbon disulfide	ND	ug/L	5.0	0.12	1		07/25/15 02:06	75-15-0	
Carbon tetrachloride	ND	ug/L	1.0	0.18	1		07/25/15 02:06	56-23-5	
Chlorobenzene	ND	ug/L	1.0	0.21	1		07/25/15 02:06	108-90-7	
Chloroethane	ND	ug/L	1.0	0.15	1		07/25/15 02:06	75-00-3	
Chloroform	**1.2**	ug/L	1.0	0.14	1		07/25/15 02:06	67-66-3	
Chloromethane	**15.9**	ug/L	1.0	0.080	1		07/25/15 02:06	74-87-3	
Dibromochloromethane	**0.46J**	ug/L	1.0	0.21	1		07/25/15 02:06	124-48-1	
1,1-Dichloroethane	**0.27J**	ug/L	1.0	0.050	1		07/25/15 02:06	75-34-3	
1,2-Dichloroethane	ND	ug/L	1.0	0.12	1		07/25/15 02:06	107-06-2	
1,1-Dichloroethene	**0.23J**	ug/L	1.0	0.20	1		07/25/15 02:06	75-35-4	
cis-1,2-Dichloroethene	**6.3**	ug/L	1.0	0.080	1		07/25/15 02:06	156-59-2	
trans-1,2-Dichloroethene	**1.3**	ug/L	1.0	0.20	1		07/25/15 02:06	156-60-5	
1,2-Dichloropropane	ND	ug/L	1.0	0.16	1		07/25/15 02:06	78-87-5	
cis-1,3-Dichloropropene	ND	ug/L	1.0	0.14	1		07/25/15 02:06	10061-01-5	
trans-1,3-Dichloropropene	ND	ug/L	1.0	0.12	1		07/25/15 02:06	10061-02-6	
Ethylbenzene	ND	ug/L	1.0	0.18	1		07/25/15 02:06	100-41-4	
2-Hexanone	ND	ug/L	10.0	1.2	1		07/25/15 02:06	591-78-6	
Methylene chloride	**1.1**	ug/L	1.0	0.15	1		07/25/15 02:06	75-09-2	
4-Methyl-2-pentanone (MIBK)	ND	ug/L	10.0	0.42	1		07/25/15 02:06	108-10-1	
Styrene	ND	ug/L	1.0	0.12	1		07/25/15 02:06	100-42-5	
1,1,2,2-Tetrachloroethane	**2.7**	ug/L	1.0	0.15	1		07/25/15 02:06	79-34-5	
Tetrachloroethene	**0.22J**	ug/L	1.0	0.10	1		07/25/15 02:06	127-18-4	
Toluene	ND	ug/L	1.0	0.17	1		07/25/15 02:06	108-88-3	
1,1,1-Trichloroethane	**3.5**	ug/L	1.0	0.11	1		07/25/15 02:06	71-55-6	
1,1,2-Trichloroethane	ND	ug/L	1.0	0.20	1		07/25/15 02:06	79-00-5	
Trichloroethene	**132**	ug/L	1.0	0.17	1		07/25/15 02:06	79-01-6	
Vinyl chloride	ND	ug/L	1.0	0.13	1		07/25/15 02:06	75-01-4	
Xylene (Total)	ND	ug/L	3.0	0.42	1		07/25/15 02:06	1330-20-7	
Surrogates									
4-Bromofluorobenzene (S)	98	%	80-120		1		07/25/15 02:06	460-00-4	
1,2-Dichloroethane-d4 (S)	99	%	80-120		1		07/25/15 02:06	17060-07-0	
Toluene-d8 (S)	97	%	80-120		1		07/25/15 02:06	2037-26-5	
Preservation pH	**1.0**		0.10	0.10	1		07/25/15 02:06		

REPORT OF LABORATORY ANALYSIS

This report shall not be reproduced, except in full,
without the written consent of Pace Analytical Services, Inc..

Pace Analytical Services, Inc.
9608 Loiret Blvd.
Lenexa, KS 66219
(913)599-5665

ANALYTICAL RESULTS

Project: FORT SMITH, AR
Pace Project No.: 60199189

Sample: MW-23-201507 **Lab ID: 60199189018** Collected: 07/23/15 09:00 Received: 07/24/15 09:30 Matrix: Water

Parameters	Results	Units	Report Limit	MDL	DF	Prepared	Analyzed	CAS No.	Qual
8260 MSV	Analytical Method: EPA 5030B/8260								
Acetone	**36.0**	ug/L	10.0	1.9	1		07/24/15 22:52	67-64-1	
Benzene	ND	ug/L	1.0	0.060	1		07/24/15 22:52	71-43-2	
Bromodichloromethane	ND	ug/L	1.0	0.19	1		07/24/15 22:52	75-27-4	
Bromoform	**2.9**	ug/L	1.0	0.070	1		07/24/15 22:52	75-25-2	
Bromomethane	**9.4**	ug/L	5.0	0.16	1		07/24/15 22:52	74-83-9	
2-Butanone (MEK)	**3.5J**	ug/L	10.0	0.59	1		07/24/15 22:52	78-93-3	
Carbon disulfide	**0.19J**	ug/L	5.0	0.12	1		07/24/15 22:52	75-15-0	
Carbon tetrachloride	ND	ug/L	1.0	0.18	1		07/24/15 22:52	56-23-5	
Chlorobenzene	ND	ug/L	1.0	0.21	1		07/24/15 22:52	108-90-7	
Chloroethane	ND	ug/L	1.0	0.15	1		07/24/15 22:52	75-00-3	
Chloroform	ND	ug/L	1.0	0.14	1		07/24/15 22:52	67-66-3	
Chloromethane	**18.0**	ug/L	1.0	0.080	1		07/24/15 22:52	74-87-3	
Dibromochloromethane	**0.22J**	ug/L	1.0	0.21	1		07/24/15 22:52	124-48-1	
1,1-Dichloroethane	ND	ug/L	1.0	0.050	1		07/24/15 22:52	75-34-3	
1,2-Dichloroethane	ND	ug/L	1.0	0.12	1		07/24/15 22:52	107-06-2	
1,1-Dichloroethene	ND	ug/L	1.0	0.20	1		07/24/15 22:52	75-35-4	
cis-1,2-Dichloroethene	**0.95J**	ug/L	1.0	0.080	1		07/24/15 22:52	156-59-2	
trans-1,2-Dichloroethene	ND	ug/L	1.0	0.20	1		07/24/15 22:52	156-60-5	
1,2-Dichloropropane	ND	ug/L	1.0	0.16	1		07/24/15 22:52	78-87-5	
cis-1,3-Dichloropropene	ND	ug/L	1.0	0.14	1		07/24/15 22:52	10061-01-5	
trans-1,3-Dichloropropene	ND	ug/L	1.0	0.12	1		07/24/15 22:52	10061-02-6	
Ethylbenzene	ND	ug/L	1.0	0.18	1		07/24/15 22:52	100-41-4	
2-Hexanone	ND	ug/L	10.0	1.2	1		07/24/15 22:52	591-78-6	
Methylene chloride	ND	ug/L	1.0	0.15	1		07/24/15 22:52	75-09-2	
4-Methyl-2-pentanone (MIBK)	ND	ug/L	10.0	0.42	1		07/24/15 22:52	108-10-1	
Styrene	ND	ug/L	1.0	0.12	1		07/24/15 22:52	100-42-5	
1,1,2,2-Tetrachloroethane	ND	ug/L	1.0	0.15	1		07/24/15 22:52	79-34-5	
Tetrachloroethene	ND	ug/L	1.0	0.10	1		07/24/15 22:52	127-18-4	
Toluene	ND	ug/L	1.0	0.17	1		07/24/15 22:52	108-88-3	
1,1,1-Trichloroethane	ND	ug/L	1.0	0.11	1		07/24/15 22:52	71-55-6	
1,1,2-Trichloroethane	ND	ug/L	1.0	0.20	1		07/24/15 22:52	79-00-5	
Trichloroethene	**37.8**	ug/L	1.0	0.17	1		07/24/15 22:52	79-01-6	
Vinyl chloride	ND	ug/L	1.0	0.13	1		07/24/15 22:52	75-01-4	
Xylene (Total)	ND	ug/L	3.0	0.42	1		07/24/15 22:52	1330-20-7	
Surrogates									
4-Bromofluorobenzene (S)	99	%	80-120		1		07/24/15 22:52	460-00-4	
1,2-Dichloroethane-d4 (S)	97	%	80-120		1		07/24/15 22:52	17060-07-0	
Toluene-d8 (S)	88	%	80-120		1		07/24/15 22:52	2037-26-5	
Preservation pH	**1.0**		0.10	0.10	1		07/24/15 22:52		

REPORT OF LABORATORY ANALYSIS

This report shall not be reproduced, except in full,
without the written consent of Pace Analytical Services, Inc..

Pace Analytical Services, Inc.
9608 Loiret Blvd.
Lenexa, KS 66219
(913)599-5665

ANALYTICAL RESULTS

Project: FORT SMITH, AR
Pace Project No.: 60199189

Sample: MW-84-201507 **Lab ID: 60199189019** Collected: 07/23/15 11:58 Received: 07/24/15 09:30 Matrix: Water

Parameters	Results	Units	Report Limit	MDL	DF	Prepared	Analyzed	CAS No.	Qual
8260 MSV	Analytical Method: EPA 5030B/8260								
Acetone	**61.6**	ug/L	10.0	1.9	1		07/25/15 02:36	67-64-1	
Benzene	ND	ug/L	1.0	0.060	1		07/25/15 02:36	71-43-2	
Bromodichloromethane	ND	ug/L	1.0	0.19	1		07/25/15 02:36	75-27-4	
Bromoform	**1.8**	ug/L	1.0	0.070	1		07/25/15 02:36	75-25-2	
Bromomethane	**3.6J**	ug/L	5.0	0.16	1		07/25/15 02:36	74-83-9	
2-Butanone (MEK)	ND	ug/L	10.0	0.59	1		07/25/15 02:36	78-93-3	
Carbon disulfide	ND	ug/L	5.0	0.12	1		07/25/15 02:36	75-15-0	
Carbon tetrachloride	ND	ug/L	1.0	0.18	1		07/25/15 02:36	56-23-5	
Chlorobenzene	ND	ug/L	1.0	0.21	1		07/25/15 02:36	108-90-7	
Chloroethane	ND	ug/L	1.0	0.15	1		07/25/15 02:36	75-00-3	
Chloroform	ND	ug/L	1.0	0.14	1		07/25/15 02:36	67-66-3	
Chloromethane	**11.2**	ug/L	1.0	0.080	1		07/25/15 02:36	74-87-3	
Dibromochloromethane	ND	ug/L	1.0	0.21	1		07/25/15 02:36	124-48-1	
1,1-Dichloroethane	ND	ug/L	1.0	0.050	1		07/25/15 02:36	75-34-3	
1,2-Dichloroethane	ND	ug/L	1.0	0.12	1		07/25/15 02:36	107-06-2	
1,1-Dichloroethene	ND	ug/L	1.0	0.20	1		07/25/15 02:36	75-35-4	
cis-1,2-Dichloroethene	ND	ug/L	1.0	0.080	1		07/25/15 02:36	156-59-2	
trans-1,2-Dichloroethene	ND	ug/L	1.0	0.20	1		07/25/15 02:36	156-60-5	
1,2-Dichloropropane	ND	ug/L	1.0	0.16	1		07/25/15 02:36	78-87-5	
cis-1,3-Dichloropropene	ND	ug/L	1.0	0.14	1		07/25/15 02:36	10061-01-5	
trans-1,3-Dichloropropene	ND	ug/L	1.0	0.12	1		07/25/15 02:36	10061-02-6	
Ethylbenzene	ND	ug/L	1.0	0.18	1		07/25/15 02:36	100-41-4	
2-Hexanone	ND	ug/L	10.0	1.2	1		07/25/15 02:36	591-78-6	
Methylene chloride	ND	ug/L	1.0	0.15	1		07/25/15 02:36	75-09-2	
4-Methyl-2-pentanone (MIBK)	ND	ug/L	10.0	0.42	1		07/25/15 02:36	108-10-1	
Styrene	ND	ug/L	1.0	0.12	1		07/25/15 02:36	100-42-5	
1,1,2,2-Tetrachloroethane	ND	ug/L	1.0	0.15	1		07/25/15 02:36	79-34-5	
Tetrachloroethene	ND	ug/L	1.0	0.10	1		07/25/15 02:36	127-18-4	
Toluene	ND	ug/L	1.0	0.17	1		07/25/15 02:36	108-88-3	
1,1,1-Trichloroethane	ND	ug/L	1.0	0.11	1		07/25/15 02:36	71-55-6	
1,1,2-Trichloroethane	ND	ug/L	1.0	0.20	1		07/25/15 02:36	79-00-5	
Trichloroethene	**0.29J**	ug/L	1.0	0.17	1		07/25/15 02:36	79-01-6	
Vinyl chloride	ND	ug/L	1.0	0.13	1		07/25/15 02:36	75-01-4	
Xylene (Total)	ND	ug/L	3.0	0.42	1		07/25/15 02:36	1330-20-7	
Surrogates									
4-Bromofluorobenzene (S)	101	%	80-120		1		07/25/15 02:36	460-00-4	
1,2-Dichloroethane-d4 (S)	101	%	80-120		1		07/25/15 02:36	17060-07-0	
Toluene-d8 (S)	100	%	80-120		1		07/25/15 02:36	2037-26-5	
Preservation pH	**3.0**		0.10	0.10	1		07/25/15 02:36		

REPORT OF LABORATORY ANALYSIS

This report shall not be reproduced, except in full,
without the written consent of Pace Analytical Services, Inc..

Pace Analytical Services, Inc.
9608 Loiret Blvd.
Lenexa, KS 66219
(913)599-5665

ANALYTICAL RESULTS

Project: FORT SMITH, AR
Pace Project No.: 60199189

Sample: MW-95-201507 **Lab ID: 60199189020** Collected: 07/23/15 13:00 Received: 07/24/15 09:30 Matrix: Water

Parameters	Results	Units	Report Limit	MDL	DF	Prepared	Analyzed	CAS No.	Qual
8260 MSV	Analytical Method: EPA 5030B/8260								
Acetone	ND	ug/L	10.0	1.9	1		07/29/15 14:46	67-64-1	
Benzene	**0.16J**	ug/L	1.0	0.060	1		07/29/15 14:46	71-43-2	
Bromodichloromethane	**0.24J**	ug/L	1.0	0.19	1		07/29/15 14:46	75-27-4	
Bromoform	ND	ug/L	1.0	0.070	1		07/29/15 14:46	75-25-2	
Bromomethane	ND	ug/L	5.0	0.16	1		07/29/15 14:46	74-83-9	
2-Butanone (MEK)	ND	ug/L	10.0	0.59	1		07/29/15 14:46	78-93-3	
Carbon disulfide	ND	ug/L	5.0	0.12	1		07/29/15 14:46	75-15-0	
Carbon tetrachloride	ND	ug/L	1.0	0.18	1		07/29/15 14:46	56-23-5	
Chlorobenzene	ND	ug/L	1.0	0.21	1		07/29/15 14:46	108-90-7	
Chloroethane	ND	ug/L	1.0	0.15	1		07/29/15 14:46	75-00-3	
Chloroform	**5.7**	ug/L	1.0	0.14	1		07/29/15 14:46	67-66-3	
Chloromethane	**0.59J**	ug/L	1.0	0.080	1		07/29/15 14:46	74-87-3	
Dibromochloromethane	ND	ug/L	1.0	0.21	1		07/29/15 14:46	124-48-1	
1,1-Dichloroethane	**0.48J**	ug/L	1.0	0.050	1		07/29/15 14:46	75-34-3	
1,2-Dichloroethane	ND	ug/L	1.0	0.12	1		07/29/15 14:46	107-06-2	
1,1-Dichloroethene	**44.0**	ug/L	1.0	0.20	1		07/29/15 14:46	75-35-4	
cis-1,2-Dichloroethene	**181**	ug/L	1.0	0.080	1		07/29/15 14:46	156-59-2	
trans-1,2-Dichloroethene	**1.2**	ug/L	1.0	0.20	1		07/29/15 14:46	156-60-5	
1,2-Dichloropropane	ND	ug/L	1.0	0.16	1		07/29/15 14:46	78-87-5	
cis-1,3-Dichloropropene	ND	ug/L	1.0	0.14	1		07/29/15 14:46	10061-01-5	
trans-1,3-Dichloropropene	ND	ug/L	1.0	0.12	1		07/29/15 14:46	10061-02-6	
Ethylbenzene	ND	ug/L	1.0	0.18	1		07/29/15 14:46	100-41-4	
2-Hexanone	ND	ug/L	10.0	1.2	1		07/29/15 14:46	591-78-6	
Methylene chloride	**3.3**	ug/L	1.0	0.15	1		07/29/15 14:46	75-09-2	
4-Methyl-2-pentanone (MIBK)	ND	ug/L	10.0	0.42	1		07/29/15 14:46	108-10-1	
Styrene	ND	ug/L	1.0	0.12	1		07/29/15 14:46	100-42-5	
1,1,2,2-Tetrachloroethane	ND	ug/L	1.0	0.15	1		07/29/15 14:46	79-34-5	
Tetrachloroethene	**7.7**	ug/L	1.0	0.10	1		07/29/15 14:46	127-18-4	
Toluene	ND	ug/L	1.0	0.17	1		07/29/15 14:46	108-88-3	
1,1,1-Trichloroethane	**0.16J**	ug/L	1.0	0.11	1		07/29/15 14:46	71-55-6	
1,1,2-Trichloroethane	**1.4**	ug/L	1.0	0.20	1		07/29/15 14:46	79-00-5	
Trichloroethene	**25200**	ug/L	200	34.0	200		07/25/15 00:37	79-01-6	
Vinyl chloride	**17.1**	ug/L	1.0	0.13	1		07/29/15 14:46	75-01-4	
Xylene (Total)	ND	ug/L	3.0	0.42	1		07/29/15 14:46	1330-20-7	
Surrogates									
4-Bromofluorobenzene (S)	99	%	80-120		1		07/29/15 14:46	460-00-4	
1,2-Dichloroethane-d4 (S)	92	%	80-120		1		07/29/15 14:46	17060-07-0	
Toluene-d8 (S)	99	%	80-120		1		07/29/15 14:46	2037-26-5	
Preservation pH	**1.0**		0.10	0.10	1		07/29/15 14:46		

REPORT OF LABORATORY ANALYSIS

This report shall not be reproduced, except in full,
without the written consent of Pace Analytical Services, Inc..

Pace Analytical Services, Inc.
9608 Loiret Blvd.
Lenexa, KS 66219
(913)599-5665

QUALITY CONTROL DATA

Project: FORT SMITH, AR
Pace Project No.: 60199189

QC Batch: MSV/70814 Analysis Method: EPA 5030B/8260
QC Batch Method: EPA 5030B/8260 Analysis Description: 8260 MSV Water 10 mL Purge
Associated Lab Samples: 60199189002, 60199189003, 60199189004, 60199189007, 60199189008, 60199189010, 60199189012, 60199189013, 60199189014, 60199189015, 60199189016, 60199189018, 60199189020

METHOD BLANK: 1606707 Matrix: Water
Associated Lab Samples: 60199189002, 60199189003, 60199189004, 60199189007, 60199189008, 60199189010, 60199189012, 60199189013, 60199189014, 60199189015, 60199189016, 60199189018, 60199189020

Parameter	Units	Blank Result	Reporting Limit	Analyzed	Qualifiers
1,1,1-Trichloroethane	ug/L	ND	1.0	07/24/15 20:53	
1,1,2,2-Tetrachloroethane	ug/L	ND	1.0	07/24/15 20:53	
1,1,2-Trichloroethane	ug/L	ND	1.0	07/24/15 20:53	
1,1-Dichloroethane	ug/L	ND	1.0	07/24/15 20:53	
1,1-Dichloroethene	ug/L	ND	1.0	07/24/15 20:53	
1,2-Dichloroethane	ug/L	ND	1.0	07/24/15 20:53	
1,2-Dichloropropane	ug/L	ND	1.0	07/24/15 20:53	
2-Butanone (MEK)	ug/L	ND	10.0	07/24/15 20:53	
2-Hexanone	ug/L	ND	10.0	07/24/15 20:53	
4-Methyl-2-pentanone (MIBK)	ug/L	ND	10.0	07/24/15 20:53	
Acetone	ug/L	ND	10.0	07/24/15 20:53	
Benzene	ug/L	ND	1.0	07/24/15 20:53	
Bromodichloromethane	ug/L	ND	1.0	07/24/15 20:53	
Bromoform	ug/L	ND	1.0	07/24/15 20:53	
Bromomethane	ug/L	ND	5.0	07/24/15 20:53	
Carbon disulfide	ug/L	ND	5.0	07/24/15 20:53	
Carbon tetrachloride	ug/L	ND	1.0	07/24/15 20:53	
Chlorobenzene	ug/L	ND	1.0	07/24/15 20:53	
Chloroethane	ug/L	ND	1.0	07/24/15 20:53	
Chloroform	ug/L	ND	1.0	07/24/15 20:53	
Chloromethane	ug/L	ND	1.0	07/24/15 20:53	
cis-1,2-Dichloroethene	ug/L	ND	1.0	07/24/15 20:53	
cis-1,3-Dichloropropene	ug/L	ND	1.0	07/24/15 20:53	
Dibromochloromethane	ug/L	ND	1.0	07/24/15 20:53	
Ethylbenzene	ug/L	ND	1.0	07/24/15 20:53	
Methylene chloride	ug/L	ND	1.0	07/24/15 20:53	
Styrene	ug/L	ND	1.0	07/24/15 20:53	
Tetrachloroethene	ug/L	ND	1.0	07/24/15 20:53	
Toluene	ug/L	ND	1.0	07/24/15 20:53	
trans-1,2-Dichloroethene	ug/L	ND	1.0	07/24/15 20:53	
trans-1,3-Dichloropropene	ug/L	ND	1.0	07/24/15 20:53	
Trichloroethene	ug/L	ND	1.0	07/24/15 20:53	
Vinyl chloride	ug/L	ND	1.0	07/24/15 20:53	
Xylene (Total)	ug/L	ND	3.0	07/24/15 20:53	
1,2-Dichloroethane-d4 (S)	%	99	80-120	07/24/15 20:53	
4-Bromofluorobenzene (S)	%	98	80-120	07/24/15 20:53	
Toluene-d8 (S)	%	99	80-120	07/24/15 20:53	

Results presented on this page are in the units indicated by the "Units" column except where an alternate unit is presented to the right of the result.

REPORT OF LABORATORY ANALYSIS

This report shall not be reproduced, except in full,
without the written consent of Pace Analytical Services, Inc..

Pace Analytical Services, Inc.
9608 Loiret Blvd.
Lenexa, KS 66219
(913)599-5665

QUALITY CONTROL DATA

Project: FORT SMITH, AR
Pace Project No.: 60199189

LABORATORY CONTROL SAMPLE: 1606708

Parameter	Units	Spike Conc.	LCS Result	LCS % Rec	% Rec Limits	Qualifiers
1,1,1-Trichloroethane	ug/L	20	21.6	108	80-120	
1,1,2,2-Tetrachloroethane	ug/L	20	20.2	101	73-121	
1,1,2-Trichloroethane	ug/L	20	20.5	102	80-120	
1,1-Dichloroethane	ug/L	20	21.8	109	80-120	
1,1-Dichloroethene	ug/L	20	21.4	107	80-120	
1,2-Dichloroethane	ug/L	20	21.3	107	81-120	
1,2-Dichloropropane	ug/L	20	21.1	105	80-120	
2-Butanone (MEK)	ug/L	100	108	108	67-122	
2-Hexanone	ug/L	100	106	106	75-121	
4-Methyl-2-pentanone (MIBK)	ug/L	100	111	111	76-120	
Acetone	ug/L	100	108	108	72-120	
Benzene	ug/L	20	22.5	112	80-120	
Bromodichloromethane	ug/L	20	21.4	107	80-120	
Bromoform	ug/L	20	20.2	101	73-138	
Bromomethane	ug/L	20	24.2	121	38-137	
Carbon disulfide	ug/L	20	19.9	99	71-129	
Carbon tetrachloride	ug/L	20	21.1	105	67-146	
Chlorobenzene	ug/L	20	20.7	103	80-120	
Chloroethane	ug/L	20	20.5	103	76-120	
Chloroform	ug/L	20	19.8	99	80-120	
Chloromethane	ug/L	20	21.7	108	34-165	
cis-1,2-Dichloroethene	ug/L	20	21.0	105	80-120	
cis-1,3-Dichloropropene	ug/L	20	21.7	108	80-120	
Dibromochloromethane	ug/L	20	21.0	105	80-126	
Ethylbenzene	ug/L	20	20.7	104	80-120	
Methylene chloride	ug/L	20	21.0	105	80-120	
Styrene	ug/L	20	20.7	104	80-123	
Tetrachloroethene	ug/L	20	20.5	102	80-123	
Toluene	ug/L	20	21.0	105	80-120	
trans-1,2-Dichloroethene	ug/L	20	20.1	101	80-120	
trans-1,3-Dichloropropene	ug/L	20	20.9	105	80-129	
Trichloroethene	ug/L	20	21.2	106	80-120	
Vinyl chloride	ug/L	20	19.8	99	62-125	
Xylene (Total)	ug/L	60	64.1	107	80-120	
1,2-Dichloroethane-d4 (S)	%			99	80-120	
4-Bromofluorobenzene (S)	%			98	80-120	
Toluene-d8 (S)	%			98	80-120	

Results presented on this page are in the units indicated by the "Units" column except where an alternate unit is presented to the right of the result.

REPORT OF LABORATORY ANALYSIS

This report shall not be reproduced, except in full,
without the written consent of Pace Analytical Services, Inc..

Pace Analytical Services, Inc.
9608 Loiret Blvd.
Lenexa, KS 66219
(913)599-5665

QUALITY CONTROL DATA

Project: FORT SMITH, AR
Pace Project No.: 60199189

QC Batch: MSV/70882 Analysis Method: EPA 5030B/8260
QC Batch Method: EPA 5030B/8260 Analysis Description: 8260 MSV Water 10 mL Purge
Associated Lab Samples: 60199189005, 60199189010, 60199189016

METHOD BLANK: 1608491 Matrix: Water
Associated Lab Samples: 60199189005, 60199189010, 60199189016

Parameter	Units	Blank Result	Reporting Limit	Analyzed	Qualifiers
1,1,1-Trichloroethane	ug/L	ND	1.0	07/29/15 12:03	
1,1,2,2-Tetrachloroethane	ug/L	ND	1.0	07/29/15 12:03	
1,1,2-Trichloroethane	ug/L	ND	1.0	07/29/15 12:03	
1,1-Dichloroethane	ug/L	ND	1.0	07/29/15 12:03	
1,1-Dichloroethene	ug/L	ND	1.0	07/29/15 12:03	
1,2-Dichloroethane	ug/L	ND	1.0	07/29/15 12:03	
1,2-Dichloropropane	ug/L	ND	1.0	07/29/15 12:03	
2-Butanone (MEK)	ug/L	ND	10.0	07/29/15 12:03	
2-Hexanone	ug/L	ND	10.0	07/29/15 12:03	
4-Methyl-2-pentanone (MIBK)	ug/L	ND	10.0	07/29/15 12:03	
Acetone	ug/L	2.0J	10.0	07/29/15 12:03	
Benzene	ug/L	ND	1.0	07/29/15 12:03	
Bromodichloromethane	ug/L	ND	1.0	07/29/15 12:03	
Bromoform	ug/L	ND	1.0	07/29/15 12:03	
Bromomethane	ug/L	ND	5.0	07/29/15 12:03	
Carbon disulfide	ug/L	ND	5.0	07/29/15 12:03	
Carbon tetrachloride	ug/L	ND	1.0	07/29/15 12:03	
Chlorobenzene	ug/L	ND	1.0	07/29/15 12:03	
Chloroethane	ug/L	ND	1.0	07/29/15 12:03	
Chloroform	ug/L	ND	1.0	07/29/15 12:03	
Chloromethane	ug/L	ND	1.0	07/29/15 12:03	
cis-1,2-Dichloroethene	ug/L	ND	1.0	07/29/15 12:03	
cis-1,3-Dichloropropene	ug/L	ND	1.0	07/29/15 12:03	
Dibromochloromethane	ug/L	ND	1.0	07/29/15 12:03	
Ethylbenzene	ug/L	ND	1.0	07/29/15 12:03	
Methylene chloride	ug/L	ND	1.0	07/29/15 12:03	
Styrene	ug/L	ND	1.0	07/29/15 12:03	
Tetrachloroethene	ug/L	ND	1.0	07/29/15 12:03	
Toluene	ug/L	ND	1.0	07/29/15 12:03	
trans-1,2-Dichloroethene	ug/L	ND	1.0	07/29/15 12:03	
trans-1,3-Dichloropropene	ug/L	ND	1.0	07/29/15 12:03	
Trichloroethene	ug/L	ND	1.0	07/29/15 12:03	
Vinyl chloride	ug/L	ND	1.0	07/29/15 12:03	
Xylene (Total)	ug/L	ND	3.0	07/29/15 12:03	
1,2-Dichloroethane-d4 (S)	%	100	80-120	07/29/15 12:03	
4-Bromofluorobenzene (S)	%	103	80-120	07/29/15 12:03	
Toluene-d8 (S)	%	103	80-120	07/29/15 12:03	

Results presented on this page are in the units indicated by the "Units" column except where an alternate unit is presented to the right of the result.

REPORT OF LABORATORY ANALYSIS

This report shall not be reproduced, except in full,
without the written consent of Pace Analytical Services, Inc..

Pace Analytical Services, Inc.
9608 Loiret Blvd.
Lenexa, KS 66219
(913)599-5665

QUALITY CONTROL DATA

Project: FORT SMITH, AR
Pace Project No.: 60199189

LABORATORY CONTROL SAMPLE: 1608492

Parameter	Units	Spike Conc.	LCS Result	LCS % Rec	% Rec Limits	Qualifiers
1,1,1-Trichloroethane	ug/L	20	20.3	102	80-120	
1,1,2,2-Tetrachloroethane	ug/L	20	20.3	102	73-121	
1,1,2-Trichloroethane	ug/L	20	18.7	93	80-120	
1,1-Dichloroethane	ug/L	20	20.2	101	80-120	
1,1-Dichloroethene	ug/L	20	19.6	98	80-120	
1,2-Dichloroethane	ug/L	20	20.2	101	81-120	
1,2-Dichloropropane	ug/L	20	20.2	101	80-120	
2-Butanone (MEK)	ug/L	100	97.3	97	67-122	
2-Hexanone	ug/L	100	102	102	75-121	
4-Methyl-2-pentanone (MIBK)	ug/L	100	106	106	76-120	
Acetone	ug/L	100	94.3	94	72-120	
Benzene	ug/L	20	20.7	104	80-120	
Bromodichloromethane	ug/L	20	20.9	104	80-120	
Bromoform	ug/L	20	20.5	102	73-138	
Bromomethane	ug/L	20	19.9	99	38-137	
Carbon disulfide	ug/L	20	19.5	98	71-129	
Carbon tetrachloride	ug/L	20	19.8	99	67-146	
Chlorobenzene	ug/L	20	20.0	100	80-120	
Chloroethane	ug/L	20	17.2	86	76-120	
Chloroform	ug/L	20	19.5	97	80-120	
Chloromethane	ug/L	20	13.9	70	34-165	
cis-1,2-Dichloroethene	ug/L	20	19.9	100	80-120	
cis-1,3-Dichloropropene	ug/L	20	20.5	103	80-120	
Dibromochloromethane	ug/L	20	20.2	101	80-126	
Ethylbenzene	ug/L	20	20.0	100	80-120	
Methylene chloride	ug/L	20	18.1	91	80-120	
Styrene	ug/L	20	20.7	104	80-123	
Tetrachloroethene	ug/L	20	19.3	97	80-123	
Toluene	ug/L	20	20.5	103	80-120	
trans-1,2-Dichloroethene	ug/L	20	19.8	99	80-120	
trans-1,3-Dichloropropene	ug/L	20	20.9	105	80-129	
Trichloroethene	ug/L	20	19.5	97	80-120	
Vinyl chloride	ug/L	20	19.7	98	62-125	
Xylene (Total)	ug/L	60	61.5	102	80-120	
1,2-Dichloroethane-d4 (S)	%			101	80-120	
4-Bromofluorobenzene (S)	%			100	80-120	
Toluene-d8 (S)	%			98	80-120	

Results presented on this page are in the units indicated by the "Units" column except where an alternate unit is presented to the right of the result.

REPORT OF LABORATORY ANALYSIS

This report shall not be reproduced, except in full,
without the written consent of Pace Analytical Services, Inc..

Pace Analytical Services, Inc.
9608 Loiret Blvd.
Lenexa, KS 66219
(913)599-5665

QUALITY CONTROL DATA

Project: FORT SMITH, AR
Pace Project No.: 60199189

QC Batch: MSV/70896
QC Batch Method: EPA 5030B/8260
Analysis Method: EPA 5030B/8260
Analysis Description: 8260 MSV Water 10 mL Purge
Associated Lab Samples: 60199189003, 60199189020

METHOD BLANK: 1608747
Matrix: Water
Associated Lab Samples: 60199189003, 60199189020

Parameter	Units	Blank Result	Reporting Limit	Analyzed	Qualifiers
1,1,1-Trichloroethane	ug/L	ND	1.0	07/29/15 13:00	
1,1,2,2-Tetrachloroethane	ug/L	ND	1.0	07/29/15 13:00	
1,1,2-Trichloroethane	ug/L	ND	1.0	07/29/15 13:00	
1,1-Dichloroethane	ug/L	ND	1.0	07/29/15 13:00	
1,1-Dichloroethene	ug/L	ND	1.0	07/29/15 13:00	
1,2-Dichloroethane	ug/L	ND	1.0	07/29/15 13:00	
1,2-Dichloropropane	ug/L	ND	1.0	07/29/15 13:00	
2-Butanone (MEK)	ug/L	ND	10.0	07/29/15 13:00	
2-Hexanone	ug/L	ND	10.0	07/29/15 13:00	
4-Methyl-2-pentanone (MIBK)	ug/L	ND	10.0	07/29/15 13:00	
Acetone	ug/L	ND	10.0	07/29/15 13:00	
Benzene	ug/L	ND	1.0	07/29/15 13:00	
Bromodichloromethane	ug/L	ND	1.0	07/29/15 13:00	
Bromoform	ug/L	ND	1.0	07/29/15 13:00	
Bromomethane	ug/L	ND	5.0	07/29/15 13:00	
Carbon disulfide	ug/L	ND	5.0	07/29/15 13:00	
Carbon tetrachloride	ug/L	ND	1.0	07/29/15 13:00	
Chlorobenzene	ug/L	ND	1.0	07/29/15 13:00	
Chloroethane	ug/L	ND	1.0	07/29/15 13:00	
Chloroform	ug/L	ND	1.0	07/29/15 13:00	
Chloromethane	ug/L	ND	1.0	07/29/15 13:00	
cis-1,2-Dichloroethene	ug/L	ND	1.0	07/29/15 13:00	
cis-1,3-Dichloropropene	ug/L	ND	1.0	07/29/15 13:00	
Dibromochloromethane	ug/L	ND	1.0	07/29/15 13:00	
Ethylbenzene	ug/L	ND	1.0	07/29/15 13:00	
Methylene chloride	ug/L	ND	1.0	07/29/15 13:00	
Styrene	ug/L	ND	1.0	07/29/15 13:00	
Tetrachloroethene	ug/L	ND	1.0	07/29/15 13:00	
Toluene	ug/L	0.19J	1.0	07/29/15 13:00	
trans-1,2-Dichloroethene	ug/L	ND	1.0	07/29/15 13:00	
trans-1,3-Dichloropropene	ug/L	ND	1.0	07/29/15 13:00	
Vinyl chloride	ug/L	ND	1.0	07/29/15 13:00	
Xylene (Total)	ug/L	ND	3.0	07/29/15 13:00	
1,2-Dichloroethane-d4 (S)	%	94	80-120	07/29/15 13:00	
4-Bromofluorobenzene (S)	%	98	80-120	07/29/15 13:00	
Toluene-d8 (S)	%	99	80-120	07/29/15 13:00	

Results presented on this page are in the units indicated by the "Units" column except where an alternate unit is presented to the right of the result.

REPORT OF LABORATORY ANALYSIS

This report shall not be reproduced, except in full,
without the written consent of Pace Analytical Services, Inc..

Pace Analytical Services, Inc.
9608 Loiret Blvd.
Lenexa, KS 66219
(913)599-5665

QUALITY CONTROL DATA

Project: FORT SMITH, AR
Pace Project No.: 60199189

LABORATORY CONTROL SAMPLE: 1608748

Parameter	Units	Spike Conc.	LCS Result	LCS % Rec	% Rec Limits	Qualifiers
1,1,1-Trichloroethane	ug/L	20	19.7	99	80-120	
1,1,2,2-Tetrachloroethane	ug/L	20	20.9	105	73-121	
1,1,2-Trichloroethane	ug/L	20	21.3	106	80-120	
1,1-Dichloroethane	ug/L	20	21.1	105	80-120	
1,1-Dichloroethene	ug/L	20	19.5	98	80-120	
1,2-Dichloroethane	ug/L	20	20.7	103	81-120	
1,2-Dichloropropane	ug/L	20	21.2	106	80-120	
2-Butanone (MEK)	ug/L	100	105	105	67-122	
2-Hexanone	ug/L	100	103	103	75-121	
4-Methyl-2-pentanone (MIBK)	ug/L	100	109	109	76-120	
Acetone	ug/L	100	95.6	96	72-120	
Benzene	ug/L	20	21.9	109	80-120	
Bromodichloromethane	ug/L	20	20.1	100	80-120	
Bromoform	ug/L	20	20.6	103	73-138	
Bromomethane	ug/L	20	15.0	75	38-137	
Carbon disulfide	ug/L	20	20.0	100	71-129	
Carbon tetrachloride	ug/L	20	20.4	102	67-146	
Chlorobenzene	ug/L	20	20.8	104	80-120	
Chloroethane	ug/L	20	19.5	98	76-120	
Chloroform	ug/L	20	19.7	98	80-120	
Chloromethane	ug/L	20	16.0	80	34-165	
cis-1,2-Dichloroethene	ug/L	20	21.0	105	80-120	
cis-1,3-Dichloropropene	ug/L	20	21.5	108	80-120	
Dibromochloromethane	ug/L	20	20.3	101	80-126	
Ethylbenzene	ug/L	20	21.0	105	80-120	
Methylene chloride	ug/L	20	22.0	110	80-120	
Styrene	ug/L	20	21.1	105	80-123	
Tetrachloroethene	ug/L	20	21.4	107	80-123	
Toluene	ug/L	20	21.4	107	80-120	
trans-1,2-Dichloroethene	ug/L	20	20.6	103	80-120	
trans-1,3-Dichloropropene	ug/L	20	20.9	105	80-129	
Vinyl chloride	ug/L	20	17.1	86	62-125	
Xylene (Total)	ug/L	60	63.6	106	80-120	
1,2-Dichloroethane-d4 (S)	%			94	80-120	
4-Bromofluorobenzene (S)	%			94	80-120	
Toluene-d8 (S)	%			99	80-120	

Results presented on this page are in the units indicated by the "Units" column except where an alternate unit is presented to the right of the result.

REPORT OF LABORATORY ANALYSIS

This report shall not be reproduced, except in full,
without the written consent of Pace Analytical Services, Inc..

Pace Analytical Services, Inc.
9608 Loiret Blvd.
Lenexa, KS 66219
(913)599-5665

QUALITY CONTROL DATA

Project: FORT SMITH, AR
Pace Project No.: 60199189

QC Batch: MSV/70815 Analysis Method: EPA 5030B/8260
QC Batch Method: EPA 5030B/8260 Analysis Description: 8260 MSV Water 7 day
Associated Lab Samples: 60199189001, 60199189006, 60199189009, 60199189011, 60199189017, 60199189019

METHOD BLANK: 1606709 Matrix: Water
Associated Lab Samples: 60199189001, 60199189006, 60199189009, 60199189011, 60199189017, 60199189019

Parameter	Units	Blank Result	Reporting Limit	Analyzed	Qualifiers
1,1,1-Trichloroethane	ug/L	ND	1.0	07/24/15 20:53	
1,1,2,2-Tetrachloroethane	ug/L	ND	1.0	07/24/15 20:53	
1,1,2-Trichloroethane	ug/L	ND	1.0	07/24/15 20:53	
1,1-Dichloroethane	ug/L	ND	1.0	07/24/15 20:53	
1,1-Dichloroethene	ug/L	ND	1.0	07/24/15 20:53	
1,2-Dichloroethane	ug/L	ND	1.0	07/24/15 20:53	
1,2-Dichloropropane	ug/L	ND	1.0	07/24/15 20:53	
2-Butanone (MEK)	ug/L	ND	10.0	07/24/15 20:53	
2-Hexanone	ug/L	ND	10.0	07/24/15 20:53	
4-Methyl-2-pentanone (MIBK)	ug/L	ND	10.0	07/24/15 20:53	
Acetone	ug/L	ND	10.0	07/24/15 20:53	
Benzene	ug/L	ND	1.0	07/24/15 20:53	
Bromodichloromethane	ug/L	ND	1.0	07/24/15 20:53	
Bromoform	ug/L	ND	1.0	07/24/15 20:53	
Bromomethane	ug/L	ND	5.0	07/24/15 20:53	
Carbon disulfide	ug/L	ND	5.0	07/24/15 20:53	
Carbon tetrachloride	ug/L	ND	1.0	07/24/15 20:53	
Chlorobenzene	ug/L	ND	1.0	07/24/15 20:53	
Chloroethane	ug/L	ND	1.0	07/24/15 20:53	
Chloroform	ug/L	ND	1.0	07/24/15 20:53	
Chloromethane	ug/L	ND	1.0	07/24/15 20:53	
cis-1,2-Dichloroethene	ug/L	ND	1.0	07/24/15 20:53	
cis-1,3-Dichloropropene	ug/L	ND	1.0	07/24/15 20:53	
Dibromochloromethane	ug/L	ND	1.0	07/24/15 20:53	
Ethylbenzene	ug/L	ND	1.0	07/24/15 20:53	
Methylene chloride	ug/L	ND	1.0	07/24/15 20:53	
Styrene	ug/L	ND	1.0	07/24/15 20:53	
Tetrachloroethene	ug/L	ND	1.0	07/24/15 20:53	
Toluene	ug/L	ND	1.0	07/24/15 20:53	
trans-1,2-Dichloroethene	ug/L	ND	1.0	07/24/15 20:53	
trans-1,3-Dichloropropene	ug/L	ND	1.0	07/24/15 20:53	
Trichloroethene	ug/L	ND	1.0	07/24/15 20:53	
Vinyl chloride	ug/L	ND	1.0	07/24/15 20:53	
Xylene (Total)	ug/L	ND	3.0	07/24/15 20:53	
1,2-Dichloroethane-d4 (S)	%	99	80-120	07/24/15 20:53	
4-Bromofluorobenzene (S)	%	98	80-120	07/24/15 20:53	
Toluene-d8 (S)	%	99	80-120	07/24/15 20:53	

Results presented on this page are in the units indicated by the "Units" column except where an alternate unit is presented to the right of the result.

REPORT OF LABORATORY ANALYSIS

This report shall not be reproduced, except in full,
without the written consent of Pace Analytical Services, Inc..

Pace Analytical Services, Inc.
9608 Loiret Blvd.
Lenexa, KS 66219
(913)599-5665

QUALITY CONTROL DATA

Project: FORT SMITH, AR
Pace Project No.: 60199189

LABORATORY CONTROL SAMPLE: 1606710

Parameter	Units	Spike Conc.	LCS Result	LCS % Rec	% Rec Limits	Qualifiers
1,1,1-Trichloroethane	ug/L	20	21.6	108	80-120	
1,1,2,2-Tetrachloroethane	ug/L	20	20.2	101	73-121	
1,1,2-Trichloroethane	ug/L	20	20.5	102	80-120	
1,1-Dichloroethane	ug/L	20	21.8	109	80-120	
1,1-Dichloroethene	ug/L	20	21.4	107	80-120	
1,2-Dichloroethane	ug/L	20	21.3	107	81-120	
1,2-Dichloropropane	ug/L	20	21.1	105	80-120	
2-Butanone (MEK)	ug/L	100	108	108	67-122	
2-Hexanone	ug/L	100	106	106	75-121	
4-Methyl-2-pentanone (MIBK)	ug/L	100	111	111	76-120	
Acetone	ug/L	100	108	108	72-120	
Benzene	ug/L	20	22.5	112	80-120	
Bromodichloromethane	ug/L	20	21.4	107	80-120	
Bromoform	ug/L	20	20.2	101	73-138	
Bromomethane	ug/L	20	24.2	121	38-137	
Carbon disulfide	ug/L	20	19.9	99	71-129	
Carbon tetrachloride	ug/L	20	21.1	105	67-146	
Chlorobenzene	ug/L	20	20.7	103	80-120	
Chloroethane	ug/L	20	20.5	103	76-120	
Chloroform	ug/L	20	19.8	99	80-120	
Chloromethane	ug/L	20	21.7	108	34-165	
cis-1,2-Dichloroethene	ug/L	20	21.0	105	80-120	
cis-1,3-Dichloropropene	ug/L	20	21.7	108	80-120	
Dibromochloromethane	ug/L	20	21.0	105	80-126	
Ethylbenzene	ug/L	20	20.7	104	80-120	
Methylene chloride	ug/L	20	21.0	105	80-120	
Styrene	ug/L	20	20.7	104	80-123	
Tetrachloroethene	ug/L	20	20.5	102	80-123	
Toluene	ug/L	20	21.0	105	80-120	
trans-1,2-Dichloroethene	ug/L	20	20.1	101	80-120	
trans-1,3-Dichloropropene	ug/L	20	20.9	105	80-129	
Trichloroethene	ug/L	20	21.2	106	80-120	
Vinyl chloride	ug/L	20	19.8	99	62-125	
Xylene (Total)	ug/L	60	64.1	107	80-120	
1,2-Dichloroethane-d4 (S)	%			99	80-120	
4-Bromofluorobenzene (S)	%			98	80-120	
Toluene-d8 (S)	%			98	80-120	

Results presented on this page are in the units indicated by the "Units" column except where an alternate unit is presented to the right of the result.

REPORT OF LABORATORY ANALYSIS

This report shall not be reproduced, except in full,
without the written consent of Pace Analytical Services, Inc..

Pace Analytical Services, Inc.
9608 Loiret Blvd.
Lenexa, KS 66219
(913)599-5665

QUALITY CONTROL DATA

Project: FORT SMITH, AR
Pace Project No.: 60199189

QC Batch: MSV/70895 Analysis Method: EPA 5030B/8260
QC Batch Method: EPA 5030B/8260 Analysis Description: 8260 MSV Water 7 day
Associated Lab Samples: 60199189001, 60199189006, 60199189009, 60199189011

METHOD BLANK: 1608744 Matrix: Water
Associated Lab Samples: 60199189001, 60199189006, 60199189009, 60199189011

Parameter	Units	Blank Result	Reporting Limit	Analyzed	Qualifiers
1,1,1-Trichloroethane	ug/L	ND	1.0	07/29/15 13:00	
1,1,2,2-Tetrachloroethane	ug/L	ND	1.0	07/29/15 13:00	
1,1,2-Trichloroethane	ug/L	ND	1.0	07/29/15 13:00	
1,1-Dichloroethane	ug/L	ND	1.0	07/29/15 13:00	
1,1-Dichloroethene	ug/L	ND	1.0	07/29/15 13:00	
1,2-Dichloroethane	ug/L	ND	1.0	07/29/15 13:00	
1,2-Dichloropropane	ug/L	ND	1.0	07/29/15 13:00	
2-Butanone (MEK)	ug/L	ND	10.0	07/29/15 13:00	
2-Hexanone	ug/L	ND	10.0	07/29/15 13:00	
4-Methyl-2-pentanone (MIBK)	ug/L	ND	10.0	07/29/15 13:00	
Acetone	ug/L	ND	10.0	07/29/15 13:00	
Benzene	ug/L	ND	1.0	07/29/15 13:00	
Bromodichloromethane	ug/L	ND	1.0	07/29/15 13:00	
Bromoform	ug/L	ND	1.0	07/29/15 13:00	
Bromomethane	ug/L	ND	5.0	07/29/15 13:00	
Carbon disulfide	ug/L	ND	5.0	07/29/15 13:00	
Carbon tetrachloride	ug/L	ND	1.0	07/29/15 13:00	
Chlorobenzene	ug/L	ND	1.0	07/29/15 13:00	
Chloroethane	ug/L	ND	1.0	07/29/15 13:00	
Chloroform	ug/L	ND	1.0	07/29/15 13:00	
Chloromethane	ug/L	ND	1.0	07/29/15 13:00	
cis-1,2-Dichloroethene	ug/L	ND	1.0	07/29/15 13:00	
cis-1,3-Dichloropropene	ug/L	ND	1.0	07/29/15 13:00	
Dibromochloromethane	ug/L	ND	1.0	07/29/15 13:00	
Ethylbenzene	ug/L	ND	1.0	07/29/15 13:00	
Methylene chloride	ug/L	ND	1.0	07/29/15 13:00	
Styrene	ug/L	ND	1.0	07/29/15 13:00	
Tetrachloroethene	ug/L	ND	1.0	07/29/15 13:00	
Toluene	ug/L	0.19J	1.0	07/29/15 13:00	
trans-1,2-Dichloroethene	ug/L	ND	1.0	07/29/15 13:00	
trans-1,3-Dichloropropene	ug/L	ND	1.0	07/29/15 13:00	
Vinyl chloride	ug/L	ND	1.0	07/29/15 13:00	
Xylene (Total)	ug/L	ND	3.0	07/29/15 13:00	
1,2-Dichloroethane-d4 (S)	%	94	80-120	07/29/15 13:00	
4-Bromofluorobenzene (S)	%	98	80-120	07/29/15 13:00	
Toluene-d8 (S)	%	99	80-120	07/29/15 13:00	

Results presented on this page are in the units indicated by the "Units" column except where an alternate unit is presented to the right of the result.

REPORT OF LABORATORY ANALYSIS

This report shall not be reproduced, except in full,
without the written consent of Pace Analytical Services, Inc..

Pace Analytical Services, Inc.
9608 Loiret Blvd.
Lenexa, KS 66219
(913)599-5665

QUALITY CONTROL DATA

Project: FORT SMITH, AR
Pace Project No.: 60199189

LABORATORY CONTROL SAMPLE: 1608745

Parameter	Units	Spike Conc.	LCS Result	LCS % Rec	% Rec Limits	Qualifiers
1,1,1-Trichloroethane	ug/L	20	19.7	99	80-120	
1,1,2,2-Tetrachloroethane	ug/L	20	20.9	105	73-121	
1,1,2-Trichloroethane	ug/L	20	21.3	106	80-120	
1,1-Dichloroethane	ug/L	20	21.1	105	80-120	
1,1-Dichloroethene	ug/L	20	19.5	98	80-120	
1,2-Dichloroethane	ug/L	20	20.7	103	81-120	
1,2-Dichloropropane	ug/L	20	21.2	106	80-120	
2-Butanone (MEK)	ug/L	100	105	105	67-122	
2-Hexanone	ug/L	100	103	103	75-121	
4-Methyl-2-pentanone (MIBK)	ug/L	100	109	109	76-120	
Acetone	ug/L	100	95.6	96	72-120	
Benzene	ug/L	20	21.9	109	80-120	
Bromodichloromethane	ug/L	20	20.1	100	80-120	
Bromoform	ug/L	20	20.6	103	73-138	
Bromomethane	ug/L	20	15.0	75	38-137	
Carbon disulfide	ug/L	20	20.0	100	71-129	
Carbon tetrachloride	ug/L	20	20.4	102	67-146	
Chlorobenzene	ug/L	20	20.8	104	80-120	
Chloroethane	ug/L	20	19.5	98	76-120	
Chloroform	ug/L	20	19.7	98	80-120	
Chloromethane	ug/L	20	16.0	80	34-165	
cis-1,2-Dichloroethene	ug/L	20	21.0	105	80-120	
cis-1,3-Dichloropropene	ug/L	20	21.5	108	80-120	
Dibromochloromethane	ug/L	20	20.3	101	80-126	
Ethylbenzene	ug/L	20	21.0	105	80-120	
Methylene chloride	ug/L	20	22.0	110	80-120	
Styrene	ug/L	20	21.1	105	80-123	
Tetrachloroethene	ug/L	20	21.4	107	80-123	
Toluene	ug/L	20	21.4	107	80-120	
trans-1,2-Dichloroethene	ug/L	20	20.6	103	80-120	
trans-1,3-Dichloropropene	ug/L	20	20.9	105	80-129	
Vinyl chloride	ug/L	20	17.1	86	62-125	
Xylene (Total)	ug/L	60	63.6	106	80-120	
1,2-Dichloroethane-d4 (S)	%			94	80-120	
4-Bromofluorobenzene (S)	%			94	80-120	
Toluene-d8 (S)	%			99	80-120	

Results presented on this page are in the units indicated by the "Units" column except where an alternate unit is presented to the right of the result.

REPORT OF LABORATORY ANALYSIS

This report shall not be reproduced, except in full,
without the written consent of Pace Analytical Services, Inc..

Pace Analytical Services, Inc.
9608 Loiret Blvd.
Lenexa, KS 66219
(913)599-5665

QUALIFIERS

Project: FORT SMITH, AR
Pace Project No.: 60199189

DEFINITIONS

DF - Dilution Factor, if reported, represents the factor applied to the reported data due to dilution of the sample aliquot.

ND - Not Detected at or above adjusted reporting limit.

J - Estimated concentration above the adjusted method detection limit and below the adjusted reporting limit.

MDL - Adjusted Method Detection Limit.

PQL - Practical Quantitation Limit.

RL - Reporting Limit.

S - Surrogate

1,2-Diphenylhydrazine decomposes to and cannot be separated from Azobenzene using Method 8270. The result for each analyte is a combined concentration.

Consistent with EPA guidelines, unrounded data are displayed and have been used to calculate % recovery and RPD values.

LCS(D) - Laboratory Control Sample (Duplicate)

MS(D) - Matrix Spike (Duplicate)

DUP - Sample Duplicate

RPD - Relative Percent Difference

NC - Not Calculable.

SG - Silica Gel - Clean-Up

U - Indicates the compound was analyzed for, but not detected.

N-Nitrosodiphenylamine decomposes and cannot be separated from Diphenylamine using Method 8270. The result reported for each analyte is a combined concentration.

Pace Analytical is TNI accredited. Contact your Pace PM for the current list of accredited analytes.

TNI - The NELAC Institute.

WORKORDER QUALIFIERS

WO: 60199189

[1] Revised Report REV_1. Moved sample 60199189021 from project 60199189 to project 60199172.

BATCH QUALIFIERS

Batch: MSV/70814

[M5] A matrix spike/matrix spike duplicate was not performed for this batch due to insufficient sample volume.

Batch: MSV/70815

[M5] A matrix spike/matrix spike duplicate was not performed for this batch due to insufficient sample volume.

Batch: MSV/70882

[M5] A matrix spike/matrix spike duplicate was not performed for this batch due to insufficient sample volume.

Batch: MSV/70895

[M5] A matrix spike/matrix spike duplicate was not performed for this batch due to insufficient sample volume.

Batch: MSV/70896

[M5] A matrix spike/matrix spike duplicate was not performed for this batch due to insufficient sample volume.

ANALYTE QUALIFIERS

B Analyte was detected in the associated method blank.

This report shall not be reproduced, except in full,
without the written consent of Pace Analytical Services, Inc..

Pace Analytical Services, Inc.
9608 Loiret Blvd.
Lenexa, KS 66219
(913)599-5665

QUALITY CONTROL DATA CROSS REFERENCE TABLE

Project: FORT SMITH, AR
Pace Project No.: 60199189

Lab ID	Sample ID	QC Batch Method	QC Batch	Analytical Method	Analytical Batch
60199189002	**MW-97-201507**	EPA 5030B/8260	MSV/70814		
60199189003	**MW-93-201507**	EPA 5030B/8260	MSV/70814		
60199189003	**MW-93-201507**	EPA 5030B/8260	MSV/70896		
60199189004	**MW-96-201507**	EPA 5030B/8260	MSV/70814		
60199189005	**DUP-06-201507**	EPA 5030B/8260	MSV/70882		
60199189007	**MW-99-201507**	EPA 5030B/8260	MSV/70814		
60199189008	**MW-98-201507**	EPA 5030B/8260	MSV/70814		
60199189010	**MW-182-201507**	EPA 5030B/8260	MSV/70814		
60199189010	**MW-182-201507**	EPA 5030B/8260	MSV/70882		
60199189012	**MW-87-201507**	EPA 5030B/8260	MSV/70814		
60199189013	**MW-91-201507**	EPA 5030B/8260	MSV/70814		
60199189014	**MW-89-201507**	EPA 5030B/8260	MSV/70814		
60199189015	**MW-24-201507**	EPA 5030B/8260	MSV/70814		
60199189016	**MW-88-201507**	EPA 5030B/8260	MSV/70814		
60199189016	**MW-88-201507**	EPA 5030B/8260	MSV/70882		
60199189018	**MW-23-201507**	EPA 5030B/8260	MSV/70814		
60199189020	**MW-95-201507**	EPA 5030B/8260	MSV/70814		
60199189020	**MW-95-201507**	EPA 5030B/8260	MSV/70896		
60199189001	**MW-94-201507**	EPA 5030B/8260	MSV/70815		
60199189001	**MW-94-201507**	EPA 5030B/8260	MSV/70895		
60199189006	**MW-172-201507**	EPA 5030B/8260	MSV/70815		
60199189006	**MW-172-201507**	EPA 5030B/8260	MSV/70895		
60199189009	**MW-92-201507**	EPA 5030B/8260	MSV/70815		
60199189009	**MW-92-201507**	EPA 5030B/8260	MSV/70895		
60199189011	**MW-86-201507**	EPA 5030B/8260	MSV/70815		
60199189011	**MW-86-201507**	EPA 5030B/8260	MSV/70895		
60199189017	**MW-85-201507**	EPA 5030B/8260	MSV/70815		
60199189019	**MW-84-201507**	EPA 5030B/8260	MSV/70815		

This report shall not be reproduced, except in full,
without the written consent of Pace Analytical Services, Inc..

Pace Analytical
www.pacelabs.com

Sample Condition Upon Receipt

WO# : 60199189

60199189

Client Name: Environ

Optional
Proj Due Date:
Proj Name:

Courier: FedEx ☐ UPS ☐ VIA ☐ Clay ☐ PEX ☐ ECI ☐ Pace ☐ Other ☐ Client ☑

Tracking #: _____ Pace Shipping Label Used? Yes ☐ No ☑

Custody Seal on Cooler/Box Present: Yes ☐ No ☑ Seals intact: Yes ☐ No ☑

Packing Material: Bubble Wrap ☐ Bubble Bags ☐ Foam ☑ None ☐ Other ☐

Thermometer Used: CF +1.4 T-239 / CF -0.6 T-262

Type of Ice: (Wet) Blue None (circle one) ☐ Samples received on ice, cooling process has begun.

Cooler Temperature: 3.5 / 1.5

Date and initials of person examining contents: BB 7/24/15

Temperature should be above freezing to 6°C

Chain of Custody present:	☑Yes ☐No ☐N/A	1.
Chain of Custody filled out:	☑Yes ☐No ☐N/A	2.
Chain of Custody relinquished:	☑Yes ☐No ☐N/A	3.
Sampler name & signature on COC:	☑Yes ☐No ☐N/A	4.
Samples arrived within holding time:	☑Yes ☐No ☐N/A	5. EXTRA SAMPLE Rec'd
Short Hold Time analyses (<72hr):	☐Yes ☑No ☐N/A	6. "EB-06-201507" 3D,9H
Rush Turn Around Time requested:	☐Yes ☑No ☐N/A	7. Collected 7/23/15 @ 1508
Sufficient volume:	☑Yes ☐No ☐N/A	8.
Correct containers used:	☑Yes ☐No ☐N/A	
Pace containers used:	☑Yes ☐No ☐N/A	9.
Containers intact:	☑Yes ☐No ☐N/A	10.
Unpreserved 5035A soils frozen w/in 48hrs?	☐Yes ☐No ☑N/A	11.
Filtered volume received for dissolved tests?	☐Yes ☐No ☑N/A	12.
Sample labels match COC: Includes date/time/ID/analyses Matrix: WT	☑Yes ☐No ☐N/A	13.
All containers needing preservation have been checked.	☐Yes ☐No ☑N/A	
All containers needing preservation are found to be in compliance with EPA recommendation.	☐Yes ☐No ☑N/A	14.
Exceptions: VOA, Coliform, O&G, WI-DRO (water)	☑Yes ☐No	Initial when completed / Lot # of added preservative
Trip Blank present:	☐Yes ☑No ☐N/A	
Pace Trip Blank lot # (if purchased): _____		15.
Headspace in VOA vials (>6mm):	☐Yes ☑No ☐N/A	16.
Project sampled in USDA Regulated Area:	☐Yes ☐No ☑N/A	17. List State:
Additional labels attached to 5035A vials in the field?	☐Yes ☐No ☑N/A	18.

EBK

Client Notification/ Resolution: Copy COC to Client? Y / N Field Data Required? Y / N

Person Contacted: _____ Date/Time: _____

Comments/ Resolution: _____

Project Manager Review: _____ Date: 7/29

CHAIN-OF-CUSTODY / Analytical Request Document

The Chain-of-Custody is a LEGAL DOCUMENT. All relevant fields must be completed accurately.

Pace Analytical™ www.pacelabs.com

Page: 1 of

Section A Required Client Information:		Section B Required Project Information:		Section C Invoice Information:	
Company:	Environ	Report To:	Wendy Stonestreet	Attention:	Tammy Gleason
Address:	7500 College Blvd., Ste. 925	Copy To:	Tammy Gleason	Company Name:	Environ
	Overland Park, KS 66210			Address:	250 Monroe Ave. NW Grand Rapids
Email To:	wstonestreet@environcorp.com	Purchase Order No.:	NA	Pace Quote Reference:	Michigan, 49503
Phone:	913-553-5926 Fax:	Project Name:	Fort Smith, AR	Pace Project Manager:	Colleen Clyne
Requested Due Date/TAT:		Project Number:		Pace Profile #:	7444, line 1

REGULATORY AGENCY

☐ NPDES ☐ GROUND WATER ☐ DRINKING WATER

☐ UST ☐ RCRA ☑ OTHER ADEQ

Site Location STATE: AR

Requested Analysis Filtered (Y/N)

Section D Required Client Information

SAMPLE ID (A-Z, 0-9 / ,-) Sample IDs MUST BE UNIQUE

Valid Matrix Codes: DRINKING WATER DW; WATER WT; WASTE WATER WW; PRODUCT P; SOIL/SOLID SL; OIL OL; WIPE WP; AIR AR; OTHER OT; TISSUE TS

ITEM #	SAMPLE ID	MATRIX CODE (see valid codes to left)	SAMPLE TYPE (G=GRAB C=COMP)	COLLECTED COMPOSITE START DATE	COMPOSITE START TIME	COMPOSITE END/GRAB DATE	COMPOSITE END/GRAB TIME	SAMPLE TEMP AT COLLECTION	# OF CONTAINERS	Preservatives: Unpreserved	H_2SO_4	HNO_3	HCl	NaOH	$Na_2S_2O_3$	Methanol	Other ASNaHSO4	Y/N Analysis Test	8260 VOCs	Alkalinity	TOC	Chloride, Sulfate	8015 Chloroethanol (Pace Dallas)	6010-Iron/Mn	Ferric Iron calc. (send field Ferrous)	Ammonia	Nitrate+Nitrite	Total Phosphate (Pace Dallas)	Sulfide	CO2 Calc (Alkalinity +pH)	Residual Chlorine (Y/N)	Pace Project No./ Lab I.D.
1	MW-94-20150 7	WT	G		7/23/15	1135			3				HCl						X										60199189	
2	MW-97-20150 7	WT	G		7/23/15	1340			3				HCl						X										30694	001
3	MW-93-20150 7	WT	G		7/23/15	1415			3				HCl						X											002
4	MW-96-20150 7	WT	G		7/23/15	1215			3				HCl						X											003
5	Dup-06-20150 7	WT	G		7/23/15	1215			3				HCl						X											004
6	MW-95-20150 7	WT	G		7/23/15	1500			3				HCl						X											005 020 006
7	MW-172-20150 7	WT	G		7/23/15	1145			3									X	X										7 day hold 30THR	006 007
8	MW-99-20150 7	WT	G		7/23/15	0912			3				HCl						X											007 008
9	MW-98-20150 7	WT	G		7/23/15	1050			3				HCl						X											008 009
10	MW-92-20150 7	WT	G		7/23/15	1022			3									X	X										7 day hold 30THR	009 010 011
11	MW-182-20150 7	WT	G		7/23/15	0855			3				HCl						X											010
12	MW-86-20150 7	WT	G		7/23/15	1355			3				HCl						X										7 day hold 30THR	011

ADDITIONAL COMMENTS	RELINQUISHED BY / AFFILIATION	DATE	TIME	ACCEPTED BY / AFFILIATION	DATE	TIME	SAMPLE CONDITIONS: Temp in °C	Received on Ice (Y/N)	Custody Sealed Cooler (Y/N)	Samples Intact (Y/N)
Level IV data package required	Victoria Siegler	7/23/15	1800							
	Rennbolt & Environ									
	Wendy Stonestreet	7/24/15	930		7/24	0930	3.5	X	~	X
							4.5	X	~	X

SAMPLER NAME AND SIGNATURE

PRINT Name of SAMPLER: Victoria Siegler

SIGNATURE of SAMPLER: Victoria Siegler DATE Signed (MM/DD/YY): 7/23/15

*Important Note: By signing this form you are accepting Pace's NET 30 day payment terms and agreeing to late charges of 1.5% per month for any invoices not paid within 30 days.

Pace Analytical
www.pacelabs.com

CHAIN-OF-CUSTODY / Analytical Request Document

The Chain-of-Custody is a LEGAL DOCUMENT. All relevant fields must be completed accurately.

Section A Required Client Information:		Section B Required Project Information:		Section C Invoice Information:	
Company:	Environ	Report To:	Wendy Stonestreet	Attention:	Tammy Gleason
Address:	7500 College Blvd., Ste. 925	Copy To:	Tammy Gleason	Company Name:	Environ
	Overland Park, KS 66210			Address:	250 Monroe Ave. NW Grand Rapids
Email To:	wstonestreet@environcorp.com	Purchase Order No.:	NA	Pace Quote Reference:	Michigan, 49503
Phone:	913-553-5926 Fax:	Project Name:	Fort Smith, AR	Pace Project Manager:	Colleen Clyne
Requested Due Date/TAT:		Project Number:		Pace Profile #:	7444, line 1

REGULATORY AGENCY

☐ NPDES ☐ GROUND WATER ☐ DRINKING WATER
☐ UST ☐ RCRA ☑ OTHER ADEQ

Site Location STATE: AR

Requested Analysis Filtered (Y/N)

ITEM #	Section D Required Client Information — SAMPLE ID (A-Z, 0-9 / ,-) Sample IDs MUST BE UNIQUE	Valid Matrix Codes (MATRIX / CODE: DRINKING WATER DW; WATER WT; WASTE WATER WW; PRODUCT P; SOIL/SOLID SL; OIL OL; WIPE WP; AIR AR; OTHER OT; TISSUE TS)	MATRIX CODE (see valid codes to left)	SAMPLE TYPE (G=GRAB C=COMP)	COLLECTED: COMPOSITE START DATE	COMPOSITE START TIME	COMPOSITE END/GRAB DATE	COMPOSITE END/GRAB TIME	SAMPLE TEMP AT COLLECTION	# OF CONTAINERS	Preservatives: Unpreserved	H_2SO_4	HNO_3	HCl	NaOH	$Na_2S_2O_3$	Methanol	Other	Analysis Test Y/N	8260 VOCs	Alkalinity	TOC	Chloride, Sulfate	8015 Chloroethanol (Pace Dallas)	6010-Iron/Mn	Ferric Iron calc. (send field Ferrous)	Ammonia	Nitrate+Nitrite	Total Phosphate (Pace Dallas)	Sulfide	CO2 Calc (Alkalinity +pH)	Residual Chlorine (Y/N)	Pace Project No./ Lab I.D. 60194189
1	MW-87-20150		WT	G			7/23/15	1240		3			X							X														3DG9H 012
2	MW-91-20150		WT	G			7/23/15	1110		3			X							X															013
3	MW-89-20150		WT	G			7/23/15	1005		3			X							X															014
4	MW-24-20150		WT	G			7/23/15	1000		3			X							X															015
5	MW-88-20150		WT	G			7/23/15	0830		3			X							X															016
6	MW-85-20150		WT	G			7/23/15	1400		3			X						X	X														7day hold SOTHR	017 018
7	MW-23-20150		WT	G			7/23/15	0900		3			X							X															018 019
8	MW-84-20150		WT	G			7/23/15	1158		3									X	X														7day hold SOTHR	020 019
9																																			
10																																			
11																																			
12																																			

ADDITIONAL COMMENTS	RELINQUISHED BY / AFFILIATION	DATE	TIME	ACCEPTED BY / AFFILIATION	DATE	TIME	SAMPLE CONDITIONS: Temp in °C	Received on Ice (Y/N)	Custody Sealed Cooler (Y/N)	Samples Intact (Y/N)
Level IV data package required	Victoria Siegler / Reimbold Environ	7/23/15	1800							
	Wendy Stonestreet	7/24/15	930		7/24	930	3.5	Y	N	Y
							1-5	Y	N	Y

SAMPLER NAME AND SIGNATURE

PRINT Name of SAMPLER: Victoria Siegler

SIGNATURE of SAMPLER: Victoria Siegler DATE Signed (MM/DD/YY): 7/23/15

*Important Note: By signing this form you are accepting Pace's NET 30 day payment terms and agreeing to late charges of 1.5% per month for any invoices not paid within 30 days

Pace Analytical Services, Inc.
9608 Loiret Blvd.
Lenexa, KS 66219
(913)599-5665

August 03, 2015

Wendy Stonestreet
Environ International Corporation
7500 College Blvd Ste 925
Overland Park, KS 66210

RE: Project: FORT SMITH, AR
Pace Project No.: 60199194

Dear Wendy Stonestreet:
Enclosed are the analytical results for sample(s) received by the laboratory on July 24, 2015. The results relate only to the samples included in this report. Results reported herein conform to the most current TNI standards and the laboratory's Quality Assurance Manual, where applicable, unless otherwise noted in the body of the report.

If you have any questions concerning this report, please feel free to contact me.

Sincerely,

Colleen Clyne
colleen.clyne@pacelabs.com
Project Manager

Enclosures

cc: Tamara Gleason, ENVIRON International Corporation

This report shall not be reproduced, except in full,
without the written consent of Pace Analytical Services, Inc..

Pace Analytical Services, Inc.
9608 Loiret Blvd.
Lenexa, KS 66219
(913)599-5665

CERTIFICATIONS

Project: FORT SMITH, AR
Pace Project No.: 60199194

Kansas Certification IDs
9608 Loiret Boulevard, Lenexa, KS 66219
WY STR Certification #: 2456.01
Arkansas Certification #: 13-012-0
Illinois Certification #: 003097
Iowa Certification #: 118
Kansas/NELAP Certification #: E-10116
Louisiana Certification #: 03055
Nevada Certification #: KS000212008A
Oklahoma Certification #: 9205/9935
Texas Certification #: T104704407
Utah Certification #: KS00021

REPORT OF LABORATORY ANALYSIS

This report shall not be reproduced, except in full,
without the written consent of Pace Analytical Services, Inc..

Pace Analytical Services, Inc.
9608 Loiret Blvd.
Lenexa, KS 66219
(913)599-5665

SAMPLE SUMMARY

Project: FORT SMITH, AR
Pace Project No.: 60199194

Lab ID	Sample ID	Matrix	Date Collected	Date Received
60198937030	**MW-181-201507**	Water	07/21/15 15:29	07/24/15 09:30

REPORT OF LABORATORY ANALYSIS

This report shall not be reproduced, except in full,
without the written consent of Pace Analytical Services, Inc..

Pace Analytical Services, Inc.
9608 Loiret Blvd.
Lenexa, KS 66219
(913)599-5665

SAMPLE ANALYTE COUNT

Project: FORT SMITH, AR
Pace Project No.: 60199194

Lab ID	Sample ID	Method	Analysts	Analytes Reported
60198937030	**MW-181-201507**	EPA 5030B/8260	PGH	38

This report shall not be reproduced, except in full,
without the written consent of Pace Analytical Services, Inc..

Pace Analytical Services, Inc.
9608 Loiret Blvd.
Lenexa, KS 66219
(913)599-5665

PROJECT NARRATIVE

Project: FORT SMITH, AR
Pace Project No.: 60199194

Method: **EPA 5030B/8260**
Description: 8260 MSV
Client: Environ_AR
Date: August 03, 2015

General Information:
1 sample was analyzed for EPA 5030B/8260. All samples were received in acceptable condition with any exceptions noted below or on the chain-of custody and/or the sample condition upon receipt form (SCUR) attached at the end of this report.

Hold Time:
The samples were analyzed within the method required hold times with any exceptions noted below.

Initial Calibrations (including MS Tune as applicable):
All criteria were within method requirements with any exceptions noted below.

Continuing Calibration:
All criteria were within method requirements with any exceptions noted below.

Internal Standards:
All internal standards were within QC limits with any exceptions noted below.

Surrogates:
All surrogates were within QC limits with any exceptions noted below.

Method Blank:
All analytes were below the report limit in the method blank, where applicable, with any exceptions noted below.

Laboratory Control Spike:
All laboratory control spike compounds were within QC limits with any exceptions noted below.

Matrix Spikes:
All percent recoveries and relative percent differences (RPDs) were within acceptance criteria with any exceptions noted below.

QC Batch: MSV/70804

A matrix spike/matrix spike duplicate was not performed due to insufficient sample volume.

Additional Comments:

This data package has been reviewed for quality and completeness and is approved for release.

This report shall not be reproduced, except in full,
without the written consent of Pace Analytical Services, Inc..

Pace Analytical Services, Inc.
9608 Loiret Blvd.
Lenexa, KS 66219
(913)599-5665

ANALYTICAL RESULTS

Project: FORT SMITH, AR
Pace Project No.: 60199194

Sample: MW-181-201507 **Lab ID: 60198937030** Collected: 07/21/15 15:29 Received: 07/24/15 09:30 Matrix: Water

Parameters	Results	Units	Report Limit	MDL	DF	Prepared	Analyzed	CAS No.	Qual
8260 MSV	Analytical Method: EPA 5030B/8260								
Acetone	**12.5**	ug/L	10.0	1.9	1		07/24/15 16:39	67-64-1	
Benzene	ND	ug/L	1.0	0.060	1		07/24/15 16:39	71-43-2	
Bromodichloromethane	ND	ug/L	1.0	0.19	1		07/24/15 16:39	75-27-4	
Bromoform	ND	ug/L	1.0	0.070	1		07/24/15 16:39	75-25-2	
Bromomethane	ND	ug/L	5.0	0.16	1		07/24/15 16:39	74-83-9	
2-Butanone (MEK)	**3.8J**	ug/L	10.0	0.59	1		07/24/15 16:39	78-93-3	
Carbon disulfide	**0.98J**	ug/L	5.0	0.12	1		07/24/15 16:39	75-15-0	
Carbon tetrachloride	ND	ug/L	1.0	0.18	1		07/24/15 16:39	56-23-5	
Chlorobenzene	ND	ug/L	1.0	0.21	1		07/24/15 16:39	108-90-7	
Chloroethane	ND	ug/L	1.0	0.15	1		07/24/15 16:39	75-00-3	
Chloroform	ND	ug/L	1.0	0.14	1		07/24/15 16:39	67-66-3	
Chloromethane	ND	ug/L	1.0	0.080	1		07/24/15 16:39	74-87-3	
Dibromochloromethane	ND	ug/L	1.0	0.21	1		07/24/15 16:39	124-48-1	
1,1-Dichloroethane	ND	ug/L	1.0	0.050	1		07/24/15 16:39	75-34-3	
1,2-Dichloroethane	ND	ug/L	1.0	0.12	1		07/24/15 16:39	107-06-2	
1,1-Dichloroethene	ND	ug/L	1.0	0.20	1		07/24/15 16:39	75-35-4	
cis-1,2-Dichloroethene	ND	ug/L	1.0	0.080	1		07/24/15 16:39	156-59-2	
trans-1,2-Dichloroethene	ND	ug/L	1.0	0.20	1		07/24/15 16:39	156-60-5	
1,2-Dichloropropane	**0.25J**	ug/L	1.0	0.16	1		07/24/15 16:39	78-87-5	
cis-1,3-Dichloropropene	ND	ug/L	1.0	0.14	1		07/24/15 16:39	10061-01-5	
trans-1,3-Dichloropropene	ND	ug/L	1.0	0.12	1		07/24/15 16:39	10061-02-6	
Ethylbenzene	ND	ug/L	1.0	0.18	1		07/24/15 16:39	100-41-4	
2-Hexanone	ND	ug/L	10.0	1.2	1		07/24/15 16:39	591-78-6	
Methylene chloride	ND	ug/L	1.0	0.15	1		07/24/15 16:39	75-09-2	
4-Methyl-2-pentanone (MIBK)	ND	ug/L	10.0	0.42	1		07/24/15 16:39	108-10-1	
Styrene	ND	ug/L	1.0	0.12	1		07/24/15 16:39	100-42-5	
1,1,2,2-Tetrachloroethane	ND	ug/L	1.0	0.15	1		07/24/15 16:39	79-34-5	
Tetrachloroethene	ND	ug/L	1.0	0.10	1		07/24/15 16:39	127-18-4	
Toluene	ND	ug/L	1.0	0.17	1		07/24/15 16:39	108-88-3	
1,1,1-Trichloroethane	ND	ug/L	1.0	0.11	1		07/24/15 16:39	71-55-6	
1,1,2-Trichloroethane	ND	ug/L	1.0	0.20	1		07/24/15 16:39	79-00-5	
Trichloroethene	ND	ug/L	1.0	0.17	1		07/24/15 16:39	79-01-6	
Vinyl chloride	ND	ug/L	1.0	0.13	1		07/24/15 16:39	75-01-4	
Xylene (Total)	ND	ug/L	3.0	0.42	1		07/24/15 16:39	1330-20-7	
Surrogates									
4-Bromofluorobenzene (S)	102	%	80-120		1		07/24/15 16:39	460-00-4	
1,2-Dichloroethane-d4 (S)	98	%	80-120		1		07/24/15 16:39	17060-07-0	
Toluene-d8 (S)	98	%	80-120		1		07/24/15 16:39	2037-26-5	
Preservation pH	**1.0**		0.10	0.10	1		07/24/15 16:39		

REPORT OF LABORATORY ANALYSIS

This report shall not be reproduced, except in full,
without the written consent of Pace Analytical Services, Inc..

Pace Analytical Services, Inc.
9608 Loiret Blvd.
Lenexa, KS 66219
(913)599-5665

QUALITY CONTROL DATA

Project: FORT SMITH, AR
Pace Project No.: 60199194

QC Batch: MSV/70804
QC Batch Method: EPA 5030B/8260
Analysis Method: EPA 5030B/8260
Analysis Description: 8260 MSV Water 10 mL Purge
Associated Lab Samples: 60198937030

METHOD BLANK: 1606610
Matrix: Water
Associated Lab Samples: 60198937030

Parameter	Units	Blank Result	Reporting Limit	Analyzed	Qualifiers
1,1,1-Trichloroethane	ug/L	ND	1.0	07/24/15 15:25	
1,1,2,2-Tetrachloroethane	ug/L	ND	1.0	07/24/15 15:25	
1,1,2-Trichloroethane	ug/L	ND	1.0	07/24/15 15:25	
1,1-Dichloroethane	ug/L	ND	1.0	07/24/15 15:25	
1,1-Dichloroethene	ug/L	ND	1.0	07/24/15 15:25	
1,2-Dichloroethane	ug/L	ND	1.0	07/24/15 15:25	
1,2-Dichloropropane	ug/L	ND	1.0	07/24/15 15:25	
2-Butanone (MEK)	ug/L	ND	10.0	07/24/15 15:25	
2-Hexanone	ug/L	ND	10.0	07/24/15 15:25	
4-Methyl-2-pentanone (MIBK)	ug/L	ND	10.0	07/24/15 15:25	
Acetone	ug/L	ND	10.0	07/24/15 15:25	
Benzene	ug/L	ND	1.0	07/24/15 15:25	
Bromodichloromethane	ug/L	ND	1.0	07/24/15 15:25	
Bromoform	ug/L	ND	1.0	07/24/15 15:25	
Bromomethane	ug/L	ND	5.0	07/24/15 15:25	
Carbon disulfide	ug/L	ND	5.0	07/24/15 15:25	
Carbon tetrachloride	ug/L	ND	1.0	07/24/15 15:25	
Chlorobenzene	ug/L	ND	1.0	07/24/15 15:25	
Chloroethane	ug/L	ND	1.0	07/24/15 15:25	
Chloroform	ug/L	ND	1.0	07/24/15 15:25	
Chloromethane	ug/L	ND	1.0	07/24/15 15:25	
cis-1,2-Dichloroethene	ug/L	ND	1.0	07/24/15 15:25	
cis-1,3-Dichloropropene	ug/L	ND	1.0	07/24/15 15:25	
Dibromochloromethane	ug/L	ND	1.0	07/24/15 15:25	
Ethylbenzene	ug/L	ND	1.0	07/24/15 15:25	
Methylene chloride	ug/L	ND	1.0	07/24/15 15:25	
Styrene	ug/L	ND	1.0	07/24/15 15:25	
Tetrachloroethene	ug/L	ND	1.0	07/24/15 15:25	
Toluene	ug/L	ND	1.0	07/24/15 15:25	
trans-1,2-Dichloroethene	ug/L	ND	1.0	07/24/15 15:25	
trans-1,3-Dichloropropene	ug/L	ND	1.0	07/24/15 15:25	
Trichloroethene	ug/L	ND	1.0	07/24/15 15:25	
Vinyl chloride	ug/L	ND	1.0	07/24/15 15:25	
Xylene (Total)	ug/L	ND	3.0	07/24/15 15:25	
1,2-Dichloroethane-d4 (S)	%	100	80-120	07/24/15 15:25	
4-Bromofluorobenzene (S)	%	101	80-120	07/24/15 15:25	
Toluene-d8 (S)	%	98	80-120	07/24/15 15:25	

Results presented on this page are in the units indicated by the "Units" column except where an alternate unit is presented to the right of the result.

REPORT OF LABORATORY ANALYSIS

This report shall not be reproduced, except in full,
without the written consent of Pace Analytical Services, Inc..

Pace Analytical Services, Inc.
9608 Loiret Blvd.
Lenexa, KS 66219
(913)599-5665

QUALITY CONTROL DATA

Project: FORT SMITH, AR
Pace Project No.: 60199194

LABORATORY CONTROL SAMPLE: 1606611

Parameter	Units	Spike Conc.	LCS Result	LCS % Rec	% Rec Limits	Qualifiers
1,1,1-Trichloroethane	ug/L	20	21.2	106	80-120	
1,1,2,2-Tetrachloroethane	ug/L	20	18.4	92	73-121	
1,1,2-Trichloroethane	ug/L	20	20.1	101	80-120	
1,1-Dichloroethane	ug/L	20	21.2	106	80-120	
1,1-Dichloroethene	ug/L	20	19.9	100	80-120	
1,2-Dichloroethane	ug/L	20	20.6	103	81-120	
1,2-Dichloropropane	ug/L	20	20.6	103	80-120	
2-Butanone (MEK)	ug/L	100	106	106	67-122	
2-Hexanone	ug/L	100	103	103	75-121	
4-Methyl-2-pentanone (MIBK)	ug/L	100	105	105	76-120	
Acetone	ug/L	100	106	106	72-120	
Benzene	ug/L	20	22.0	110	80-120	
Bromodichloromethane	ug/L	20	21.4	107	80-120	
Bromoform	ug/L	20	19.6	98	73-138	
Bromomethane	ug/L	20	15.9	79	38-137	
Carbon disulfide	ug/L	20	19.2	96	71-129	
Carbon tetrachloride	ug/L	20	20.4	102	67-146	
Chlorobenzene	ug/L	20	20.3	102	80-120	
Chloroethane	ug/L	20	21.1	105	76-120	
Chloroform	ug/L	20	19.1	96	80-120	
Chloromethane	ug/L	20	22.0	110	34-165	
cis-1,2-Dichloroethene	ug/L	20	20.9	105	80-120	
cis-1,3-Dichloropropene	ug/L	20	21.1	105	80-120	
Dibromochloromethane	ug/L	20	20.4	102	80-126	
Ethylbenzene	ug/L	20	20.7	104	80-120	
Methylene chloride	ug/L	20	20.3	101	80-120	
Styrene	ug/L	20	20.6	103	80-123	
Tetrachloroethene	ug/L	20	19.9	100	80-123	
Toluene	ug/L	20	20.6	103	80-120	
trans-1,2-Dichloroethene	ug/L	20	19.7	99	80-120	
trans-1,3-Dichloropropene	ug/L	20	20.1	100	80-129	
Trichloroethene	ug/L	20	21.8	109	80-120	
Vinyl chloride	ug/L	20	19.2	96	62-125	
Xylene (Total)	ug/L	60	63.4	106	80-120	
1,2-Dichloroethane-d4 (S)	%			100	80-120	
4-Bromofluorobenzene (S)	%			98	80-120	
Toluene-d8 (S)	%			99	80-120	

Results presented on this page are in the units indicated by the "Units" column except where an alternate unit is presented to the right of the result.

REPORT OF LABORATORY ANALYSIS

This report shall not be reproduced, except in full,
without the written consent of Pace Analytical Services, Inc..

Pace Analytical Services, Inc.
9608 Loiret Blvd.
Lenexa, KS 66219
(913)599-5665

QUALIFIERS

Project: FORT SMITH, AR
Pace Project No.: 60199194

DEFINITIONS

DF - Dilution Factor, if reported, represents the factor applied to the reported data due to dilution of the sample aliquot.

ND - Not Detected at or above adjusted reporting limit.

J - Estimated concentration above the adjusted method detection limit and below the adjusted reporting limit.

MDL - Adjusted Method Detection Limit.

PQL - Practical Quantitation Limit.

RL - Reporting Limit.

S - Surrogate

1,2-Diphenylhydrazine decomposes to and cannot be separated from Azobenzene using Method 8270. The result for each analyte is a combined concentration.

Consistent with EPA guidelines, unrounded data are displayed and have been used to calculate % recovery and RPD values.

LCS(D) - Laboratory Control Sample (Duplicate)

MS(D) - Matrix Spike (Duplicate)

DUP - Sample Duplicate

RPD - Relative Percent Difference

NC - Not Calculable.

SG - Silica Gel - Clean-Up

U - Indicates the compound was analyzed for, but not detected.

N-Nitrosodiphenylamine decomposes and cannot be separated from Diphenylamine using Method 8270. The result reported for each analyte is a combined concentration.

Pace Analytical is TNI accredited. Contact your Pace PM for the current list of accredited analytes.

TNI - The NELAC Institute.

BATCH QUALIFIERS

Batch: MSV/70804

[M5] A matrix spike/matrix spike duplicate was not performed for this batch due to insufficient sample volume.

This report shall not be reproduced, except in full,
without the written consent of Pace Analytical Services, Inc..

Pace Analytical Services, Inc.
9608 Loiret Blvd.
Lenexa, KS 66219
(913)599-5665

QUALITY CONTROL DATA CROSS REFERENCE TABLE

Project: FORT SMITH, AR
Pace Project No.: 60199194

Lab ID	Sample ID	QC Batch Method	QC Batch	Analytical Method	Analytical Batch
60198937030	**MW-181-201507**	EPA 5030B/8260	MSV/70804		

This report shall not be reproduced, except in full,
without the written consent of Pace Analytical Services, Inc..

Pace Analytical
www.pacelabs.com

Sample Condition Upon Receipt

WO# : 60199194

60199194

Client Name: Environ

Optional
Proj Due Date:
Proj Name:

Courier: FedEx ☐ UPS ☐ VIA ☐ Clay ☐ PEX ☐ ECI ☐ Pace ☐ Other ☐ Client ☑

Tracking #: _____ Pace Shipping Label Used? Yes ☐ No ☑

Custody Seal on Cooler/Box Present: Yes ☐ No ☑ Seals intact: Yes ☐ No ☑

Packing Material: Bubble Wrap ☑ Bubble Bags ☐ Foam ☐ None ☐ Other ☐

Thermometer Used: CF +1.4 T-239 / CF -0.5 T-262

Type of Ice: Wet Blue None (circle one) ☐ Samples received on ice, cooling process has begun.

Cooler Temperature: 3.5 1.3

Temperature should be above freezing to 6°C

Date and initials of person examining contents:

Chain of Custody present:	☑Yes ☐No ☐N/A	1.
Chain of Custody filled out:	☑Yes ☐No ☐N/A	2.
Chain of Custody relinquished:	☑Yes ☐No ☐N/A	3.
Sampler name & signature on COC:	☑Yes ☐No ☐N/A	4.
Samples arrived within holding time:	☐Yes ☐No ☐N/A	5. NO VOLUME RECEIVED
Short Hold Time analyses (<72hr):	☐Yes ☐No ☐N/A	6.
Rush Turn Around Time requested:	☐Yes ☐No ☐N/A	7.
Sufficient volume:	☐Yes ☐No ☐N/A	8.
Correct containers used:	☐Yes ☐No ☐N/A	
Pace containers used:	☐Yes ☐No ☐N/A	9.
Containers intact:	☐Yes ☐No ☐N/A	10.
Unpreserved 5035A soils frozen w/in 48hrs?	☐Yes ☐No ☐N/A	11.
Filtered volume received for dissolved tests?	☐Yes ☐No ☐N/A	12.
Sample labels match COC:	☐Yes ☐No ☐N/A	
Includes date/time/ID/analyses Matrix:		13.
All containers needing preservation have been checked.	☐Yes ☐No ☐N/A	
All containers needing preservation are found to be in compliance with EPA recommendation.	☐Yes ☐No ☐N/A	14.
Exceptions: VOA, Coliform, O&G, WI-DRO (water)	☐Yes ☐No	Initial when completed / Lot # of added preservative
Trip Blank present:	☐Yes ☐No ☐N/A	
Pace Trip Blank lot # (if purchased): _____		15.
Headspace in VOA vials (>6mm):	☐Yes ☐No ☐N/A	16.
Project sampled in USDA Regulated Area:	☐Yes ☐No ☐N/A	17. List State:
Additional labels attached to 5035A vials in the field?	☐Yes ☐No ☐N/A	18.

Client Notification/ Resolution: Copy COC to Client? Y / N Field Data Required? Y / N

Person Contacted: _____ Date/Time: _____

Comments/ Resolution: _____

Project Manager Review: _____ Date: 7/24

Pace Analytical
www.pacelabs.com

CHAIN-OF-CUSTODY / Analytical Request Document

The Chain-of-Custody is a LEGAL DOCUMENT. All relevant fields must be completed accurately.

Page: 1 of 1

Section A — **Required** Client Information:

Company:	Environ
Address:	7500 College Blvd., Ste. 925
	Overland Park, KS 66210
Email To:	wstonestreet@environcorp.com
Phone: 913-553-5926	Fax:
Requested Due Date/TAT:	

Section B — **Required** Project Information:

Report To:	Wendy Stonestreet
Copy To:	Tamara Gleason
	tgleason@environcorp.com
Purchase Order No.:	
Project Name:	Fort Smith, AR
Project Number:	

Section C — Invoice Information:

Attention:	Tamara Gleason
Company Name:	ENVIRON
Address:	250 Monroe Ave NW Grand Rapids Michigan, 49503
Pace Quote Reference:	
Pace Project Manager:	MJ Walls
Pace Profile #:	7444 water, 7709 soil

REGULATORY AGENCY

☐ NPDES ☐ GROUND WATER ☐ DRINKING WATER
☐ UST ☐ RCRA ☒ OTHER ADEQ

Site Location — **STATE:** AR

Section D — **Required** Client Information

Valid Matrix Codes

MATRIX	CODE
DRINKING WATER	DW
WATER	WT
WASTE WATER	WW
PRODUCT	P
SOIL/SOLID	SL
OIL	OL
WIPE	WP
AIR	AR
OTHER	OT
TISSUE	TS

SAMPLE ID
(A-Z, 0-9 / ,-)
Sample IDs MUST BE UNIQUE

Requested Analysis Filtered (Y/N)

ITEM #	SAMPLE ID	MATRIX CODE (see valid codes to left)	SAMPLE TYPE (G=GRAB C=COMP)	COLLECTED: COMPOSITE START DATE	COMPOSITE START TIME	COMPOSITE END/GRAB DATE	COMPOSITE END/GRAB TIME	SAMPLE TEMP AT COLLECTION	# OF CONTAINERS	Preservatives: Unpreserved	H_2SO_4	HNO_3	HCl	NaOH	$Na_2S_2O_3$	Methanol	Other	Analysis Test Y/N	8260 client specific list	Residual Chlorine (Y/N)	Pace Project No./ Lab I.D.
1	MW-181-201507	W	G			7/21/15	15:29		3				X						X		001
2																					
3																					
4																					
5																					
6																					
7																					
8																					
9																					
10																					
11																					
12																					

6019919Y

ADDITIONAL COMMENTS	RELINQUISHED BY / AFFILIATION	DATE	TIME	ACCEPTED BY / AFFILIATION	DATE	TIME	SAMPLE CONDITIONS: Temp in °C	Received on Ice (Y/N)	Custody Sealed Cooler (Y/N)	Samples Intact (Y/N)
	Lucy Cross / ENVIRON	7/23/15	1800							
	[illegible]	7/24/15	930	[illegible]	7/24/15	0930	3.5	Y	N	Y
							1.5	Y	N	Y

SAMPLER NAME AND SIGNATURE

PRINT Name of SAMPLER: Lucy Cross

SIGNATURE of SAMPLER: Lucy Cross

DATE Signed (MM/DD/YY): 7/23/2015

*Important Note: By signing this form you are accepting Pace's NET 30 day payment terms and agreeing to late charges of 1.5% per month for any invoices not paid within 30 days.

Pace Analytical Services, Inc.
9608 Loiret Blvd.
Lenexa, KS 66219
(913)599-5665

August 03, 2015

Wendy Stonestreet
Environ International Corporation
7500 College Blvd Ste 925
Overland Park, KS 66210

RE: Project: FORT SMITH, AR
Pace Project No.: 60199196

Dear Wendy Stonestreet:
Enclosed are the analytical results for sample(s) received by the laboratory between July 22, 2015 and July 23, 2015. The results relate only to the samples included in this report. Results reported herein conform to the most current TNI standards and the laboratory's Quality Assurance Manual, where applicable, unless otherwise noted in the body of the report.

If you have any questions concerning this report, please feel free to contact me.

Sincerely,

Colleen Clyne
colleen.clyne@pacelabs.com
Project Manager

Enclosures

cc: Tamara Gleason, ENVIRON International Corporation

This report shall not be reproduced, except in full,
without the written consent of Pace Analytical Services, Inc..

Pace Analytical Services, Inc.
9608 Loiret Blvd.
Lenexa, KS 66219
(913)599-5665

CERTIFICATIONS

Project: FORT SMITH, AR
Pace Project No.: 60199196

Kansas Certification IDs
9608 Loiret Boulevard, Lenexa, KS 66219
WY STR Certification #: 2456.01
Arkansas Certification #: 13-012-0
Illinois Certification #: 003097
Iowa Certification #: 118
Kansas/NELAP Certification #: E-10116
Louisiana Certification #: 03055
Nevada Certification #: KS000212008A
Oklahoma Certification #: 9205/9935
Texas Certification #: T104704407
Utah Certification #: KS00021

REPORT OF LABORATORY ANALYSIS

This report shall not be reproduced, except in full,
without the written consent of Pace Analytical Services, Inc..

Pace Analytical Services, Inc.
9608 Loiret Blvd.
Lenexa, KS 66219
(913)599-5665

SAMPLE SUMMARY

Project: FORT SMITH, AR
Pace Project No.: 60199196

Lab ID	Sample ID	Matrix	Date Collected	Date Received
60198937031	**MW-173-201507**	Water	07/22/15 07:40	07/23/15 02:49
60198937029	**MW-174-201507**	Water	07/21/15 16:20	07/22/15 07:40

REPORT OF LABORATORY ANALYSIS

This report shall not be reproduced, except in full,
without the written consent of Pace Analytical Services, Inc..

Pace Analytical Services, Inc.
9608 Loiret Blvd.
Lenexa, KS 66219
(913)599-5665

SAMPLE ANALYTE COUNT

Project: FORT SMITH, AR
Pace Project No.: 60199196

Lab ID	Sample ID	Method	Analysts	Analytes Reported
60198937031	**MW-173-201507**	EPA 5030B/8260	PGH	38
60198937029	**MW-174-201507**	EPA 5030B/8260	PGH	38

REPORT OF LABORATORY ANALYSIS

This report shall not be reproduced, except in full,
without the written consent of Pace Analytical Services, Inc..

Pace Analytical Services, Inc.
9608 Loiret Blvd.
Lenexa, KS 66219
(913)599-5665

PROJECT NARRATIVE

Project: FORT SMITH, AR
Pace Project No.: 60199196

Method: **EPA 5030B/8260**
Description: 8260 MSV
Client: Environ_AR
Date: August 03, 2015

General Information:
2 samples were analyzed for EPA 5030B/8260. All samples were received in acceptable condition with any exceptions noted below or on the chain-of custody and/or the sample condition upon receipt form (SCUR) attached at the end of this report.

Hold Time:
The samples were analyzed within the method required hold times with any exceptions noted below.

Initial Calibrations (including MS Tune as applicable):
All criteria were within method requirements with any exceptions noted below.

Continuing Calibration:
All criteria were within method requirements with any exceptions noted below.

Internal Standards:
All internal standards were within QC limits with any exceptions noted below.

Surrogates:
All surrogates were within QC limits with any exceptions noted below.

Method Blank:
All analytes were below the report limit in the method blank, where applicable, with any exceptions noted below.

Laboratory Control Spike:
All laboratory control spike compounds were within QC limits with any exceptions noted below.

Matrix Spikes:
All percent recoveries and relative percent differences (RPDs) were within acceptance criteria with any exceptions noted below.

QC Batch: MSV/70804

A matrix spike/matrix spike duplicate was not performed due to insufficient sample volume.

Additional Comments:

This data package has been reviewed for quality and completeness and is approved for release.

This report shall not be reproduced, except in full,
without the written consent of Pace Analytical Services, Inc..

Pace Analytical Services, Inc.
9608 Loiret Blvd.
Lenexa, KS 66219
(913)599-5665

ANALYTICAL RESULTS

Project: FORT SMITH, AR
Pace Project No.: 60199196

Sample: MW-173-201507 **Lab ID: 60198937031** Collected: 07/22/15 07:40 Received: 07/23/15 02:49 Matrix: Water

Parameters	Results	Units	Report Limit	MDL	DF	Prepared	Analyzed	CAS No.	Qual
8260 MSV	Analytical Method: EPA 5030B/8260								
Acetone	**290**	ug/L	10.0	1.9	1		07/24/15 16:54	67-64-1	
Benzene	**0.49J**	ug/L	1.0	0.060	1		07/24/15 16:54	71-43-2	
Bromodichloromethane	ND	ug/L	1.0	0.19	1		07/24/15 16:54	75-27-4	
Bromoform	ND	ug/L	1.0	0.070	1		07/24/15 16:54	75-25-2	
Bromomethane	ND	ug/L	5.0	0.16	1		07/24/15 16:54	74-83-9	
2-Butanone (MEK)	**51.8**	ug/L	10.0	0.59	1		07/24/15 16:54	78-93-3	
Carbon disulfide	**0.19J**	ug/L	5.0	0.12	1		07/24/15 16:54	75-15-0	
Carbon tetrachloride	ND	ug/L	1.0	0.18	1		07/24/15 16:54	56-23-5	
Chlorobenzene	ND	ug/L	1.0	0.21	1		07/24/15 16:54	108-90-7	
Chloroethane	ND	ug/L	1.0	0.15	1		07/24/15 16:54	75-00-3	
Chloroform	ND	ug/L	1.0	0.14	1		07/24/15 16:54	67-66-3	
Chloromethane	ND	ug/L	1.0	0.080	1		07/24/15 16:54	74-87-3	
Dibromochloromethane	ND	ug/L	1.0	0.21	1		07/24/15 16:54	124-48-1	
1,1-Dichloroethane	ND	ug/L	1.0	0.050	1		07/24/15 16:54	75-34-3	
1,2-Dichloroethane	ND	ug/L	1.0	0.12	1		07/24/15 16:54	107-06-2	
1,1-Dichloroethene	ND	ug/L	1.0	0.20	1		07/24/15 16:54	75-35-4	
cis-1,2-Dichloroethene	ND	ug/L	1.0	0.080	1		07/24/15 16:54	156-59-2	
trans-1,2-Dichloroethene	ND	ug/L	1.0	0.20	1		07/24/15 16:54	156-60-5	
1,2-Dichloropropane	ND	ug/L	1.0	0.16	1		07/24/15 16:54	78-87-5	
cis-1,3-Dichloropropene	ND	ug/L	1.0	0.14	1		07/24/15 16:54	10061-01-5	
trans-1,3-Dichloropropene	ND	ug/L	1.0	0.12	1		07/24/15 16:54	10061-02-6	
Ethylbenzene	ND	ug/L	1.0	0.18	1		07/24/15 16:54	100-41-4	
2-Hexanone	**3.6J**	ug/L	10.0	1.2	1		07/24/15 16:54	591-78-6	
Methylene chloride	ND	ug/L	1.0	0.15	1		07/24/15 16:54	75-09-2	
4-Methyl-2-pentanone (MIBK)	**2.4J**	ug/L	10.0	0.42	1		07/24/15 16:54	108-10-1	
Styrene	ND	ug/L	1.0	0.12	1		07/24/15 16:54	100-42-5	
1,1,2,2-Tetrachloroethane	ND	ug/L	1.0	0.15	1		07/24/15 16:54	79-34-5	
Tetrachloroethene	ND	ug/L	1.0	0.10	1		07/24/15 16:54	127-18-4	
Toluene	**0.20J**	ug/L	1.0	0.17	1		07/24/15 16:54	108-88-3	
1,1,1-Trichloroethane	ND	ug/L	1.0	0.11	1		07/24/15 16:54	71-55-6	
1,1,2-Trichloroethane	ND	ug/L	1.0	0.20	1		07/24/15 16:54	79-00-5	
Trichloroethene	ND	ug/L	1.0	0.17	1		07/24/15 16:54	79-01-6	
Vinyl chloride	ND	ug/L	1.0	0.13	1		07/24/15 16:54	75-01-4	
Xylene (Total)	ND	ug/L	3.0	0.42	1		07/24/15 16:54	1330-20-7	
Surrogates									
4-Bromofluorobenzene (S)	101	%	80-120		1		07/24/15 16:54	460-00-4	
1,2-Dichloroethane-d4 (S)	99	%	80-120		1		07/24/15 16:54	17060-07-0	
Toluene-d8 (S)	99	%	80-120		1		07/24/15 16:54	2037-26-5	
Preservation pH	**1.0**		0.10	0.10	1		07/24/15 16:54		

REPORT OF LABORATORY ANALYSIS

This report shall not be reproduced, except in full,
without the written consent of Pace Analytical Services, Inc..

Pace Analytical Services, Inc.
9608 Loiret Blvd.
Lenexa, KS 66219
(913)599-5665

ANALYTICAL RESULTS

Project: FORT SMITH, AR
Pace Project No.: 60199196

Sample: MW-174-201507 **Lab ID: 60198937029** Collected: 07/21/15 16:20 Received: 07/22/15 07:40 Matrix: Water

Parameters	Results	Units	Report Limit	MDL	DF	Prepared	Analyzed	CAS No.	Qual
8260 MSV	Analytical Method: EPA 5030B/8260								
Acetone	**10J**	ug/L	10.0	1.9	1		07/24/15 16:24	67-64-1	
Benzene	**0.23J**	ug/L	1.0	0.060	1		07/24/15 16:24	71-43-2	
Bromodichloromethane	ND	ug/L	1.0	0.19	1		07/24/15 16:24	75-27-4	
Bromoform	ND	ug/L	1.0	0.070	1		07/24/15 16:24	75-25-2	
Bromomethane	ND	ug/L	5.0	0.16	1		07/24/15 16:24	74-83-9	
2-Butanone (MEK)	ND	ug/L	10.0	0.59	1		07/24/15 16:24	78-93-3	
Carbon disulfide	**1.1J**	ug/L	5.0	0.12	1		07/24/15 16:24	75-15-0	
Carbon tetrachloride	ND	ug/L	1.0	0.18	1		07/24/15 16:24	56-23-5	
Chlorobenzene	ND	ug/L	1.0	0.21	1		07/24/15 16:24	108-90-7	
Chloroethane	ND	ug/L	1.0	0.15	1		07/24/15 16:24	75-00-3	
Chloroform	ND	ug/L	1.0	0.14	1		07/24/15 16:24	67-66-3	
Chloromethane	ND	ug/L	1.0	0.080	1		07/24/15 16:24	74-87-3	
Dibromochloromethane	ND	ug/L	1.0	0.21	1		07/24/15 16:24	124-48-1	
1,1-Dichloroethane	ND	ug/L	1.0	0.050	1		07/24/15 16:24	75-34-3	
1,2-Dichloroethane	ND	ug/L	1.0	0.12	1		07/24/15 16:24	107-06-2	
1,1-Dichloroethene	ND	ug/L	1.0	0.20	1		07/24/15 16:24	75-35-4	
cis-1,2-Dichloroethene	ND	ug/L	1.0	0.080	1		07/24/15 16:24	156-59-2	
trans-1,2-Dichloroethene	ND	ug/L	1.0	0.20	1		07/24/15 16:24	156-60-5	
1,2-Dichloropropane	ND	ug/L	1.0	0.16	1		07/24/15 16:24	78-87-5	
cis-1,3-Dichloropropene	ND	ug/L	1.0	0.14	1		07/24/15 16:24	10061-01-5	
trans-1,3-Dichloropropene	ND	ug/L	1.0	0.12	1		07/24/15 16:24	10061-02-6	
Ethylbenzene	ND	ug/L	1.0	0.18	1		07/24/15 16:24	100-41-4	
2-Hexanone	ND	ug/L	10.0	1.2	1		07/24/15 16:24	591-78-6	
Methylene chloride	ND	ug/L	1.0	0.15	1		07/24/15 16:24	75-09-2	
4-Methyl-2-pentanone (MIBK)	ND	ug/L	10.0	0.42	1		07/24/15 16:24	108-10-1	
Styrene	ND	ug/L	1.0	0.12	1		07/24/15 16:24	100-42-5	
1,1,2,2-Tetrachloroethane	ND	ug/L	1.0	0.15	1		07/24/15 16:24	79-34-5	
Tetrachloroethene	ND	ug/L	1.0	0.10	1		07/24/15 16:24	127-18-4	
Toluene	**0.25J**	ug/L	1.0	0.17	1		07/24/15 16:24	108-88-3	
1,1,1-Trichloroethane	ND	ug/L	1.0	0.11	1		07/24/15 16:24	71-55-6	
1,1,2-Trichloroethane	ND	ug/L	1.0	0.20	1		07/24/15 16:24	79-00-5	
Trichloroethene	ND	ug/L	1.0	0.17	1		07/24/15 16:24	79-01-6	
Vinyl chloride	ND	ug/L	1.0	0.13	1		07/24/15 16:24	75-01-4	
Xylene (Total)	ND	ug/L	3.0	0.42	1		07/24/15 16:24	1330-20-7	
Surrogates									
4-Bromofluorobenzene (S)	100	%	80-120		1		07/24/15 16:24	460-00-4	
1,2-Dichloroethane-d4 (S)	98	%	80-120		1		07/24/15 16:24	17060-07-0	
Toluene-d8 (S)	98	%	80-120		1		07/24/15 16:24	2037-26-5	
Preservation pH	**1.0**		0.10	0.10	1		07/24/15 16:24		

REPORT OF LABORATORY ANALYSIS

This report shall not be reproduced, except in full,
without the written consent of Pace Analytical Services, Inc..

Pace Analytical Services, Inc.
9608 Loiret Blvd.
Lenexa, KS 66219
(913)599-5665

QUALITY CONTROL DATA

Project: FORT SMITH, AR
Pace Project No.: 60199196

QC Batch: MSV/70804
QC Batch Method: EPA 5030B/8260
Analysis Method: EPA 5030B/8260
Analysis Description: 8260 MSV Water 10 mL Purge
Associated Lab Samples: 60198937029, 60198937031

METHOD BLANK: 1606610
Matrix: Water
Associated Lab Samples: 60198937029, 60198937031

Parameter	Units	Blank Result	Reporting Limit	Analyzed	Qualifiers
1,1,1-Trichloroethane	ug/L	ND	1.0	07/24/15 15:25	
1,1,2,2-Tetrachloroethane	ug/L	ND	1.0	07/24/15 15:25	
1,1,2-Trichloroethane	ug/L	ND	1.0	07/24/15 15:25	
1,1-Dichloroethane	ug/L	ND	1.0	07/24/15 15:25	
1,1-Dichloroethene	ug/L	ND	1.0	07/24/15 15:25	
1,2-Dichloroethane	ug/L	ND	1.0	07/24/15 15:25	
1,2-Dichloropropane	ug/L	ND	1.0	07/24/15 15:25	
2-Butanone (MEK)	ug/L	ND	10.0	07/24/15 15:25	
2-Hexanone	ug/L	ND	10.0	07/24/15 15:25	
4-Methyl-2-pentanone (MIBK)	ug/L	ND	10.0	07/24/15 15:25	
Acetone	ug/L	ND	10.0	07/24/15 15:25	
Benzene	ug/L	ND	1.0	07/24/15 15:25	
Bromodichloromethane	ug/L	ND	1.0	07/24/15 15:25	
Bromoform	ug/L	ND	1.0	07/24/15 15:25	
Bromomethane	ug/L	ND	5.0	07/24/15 15:25	
Carbon disulfide	ug/L	ND	5.0	07/24/15 15:25	
Carbon tetrachloride	ug/L	ND	1.0	07/24/15 15:25	
Chlorobenzene	ug/L	ND	1.0	07/24/15 15:25	
Chloroethane	ug/L	ND	1.0	07/24/15 15:25	
Chloroform	ug/L	ND	1.0	07/24/15 15:25	
Chloromethane	ug/L	ND	1.0	07/24/15 15:25	
cis-1,2-Dichloroethene	ug/L	ND	1.0	07/24/15 15:25	
cis-1,3-Dichloropropene	ug/L	ND	1.0	07/24/15 15:25	
Dibromochloromethane	ug/L	ND	1.0	07/24/15 15:25	
Ethylbenzene	ug/L	ND	1.0	07/24/15 15:25	
Methylene chloride	ug/L	ND	1.0	07/24/15 15:25	
Styrene	ug/L	ND	1.0	07/24/15 15:25	
Tetrachloroethene	ug/L	ND	1.0	07/24/15 15:25	
Toluene	ug/L	ND	1.0	07/24/15 15:25	
trans-1,2-Dichloroethene	ug/L	ND	1.0	07/24/15 15:25	
trans-1,3-Dichloropropene	ug/L	ND	1.0	07/24/15 15:25	
Trichloroethene	ug/L	ND	1.0	07/24/15 15:25	
Vinyl chloride	ug/L	ND	1.0	07/24/15 15:25	
Xylene (Total)	ug/L	ND	3.0	07/24/15 15:25	
1,2-Dichloroethane-d4 (S)	%	100	80-120	07/24/15 15:25	
4-Bromofluorobenzene (S)	%	101	80-120	07/24/15 15:25	
Toluene-d8 (S)	%	98	80-120	07/24/15 15:25	

Results presented on this page are in the units indicated by the "Units" column except where an alternate unit is presented to the right of the result.

REPORT OF LABORATORY ANALYSIS

This report shall not be reproduced, except in full,
without the written consent of Pace Analytical Services, Inc..

Pace Analytical Services, Inc.
9608 Loiret Blvd.
Lenexa, KS 66219
(913)599-5665

QUALITY CONTROL DATA

Project: FORT SMITH, AR
Pace Project No.: 60199196

LABORATORY CONTROL SAMPLE: 1606611

Parameter	Units	Spike Conc.	LCS Result	LCS % Rec	% Rec Limits	Qualifiers
1,1,1-Trichloroethane	ug/L	20	21.2	106	80-120	
1,1,2,2-Tetrachloroethane	ug/L	20	18.4	92	73-121	
1,1,2-Trichloroethane	ug/L	20	20.1	101	80-120	
1,1-Dichloroethane	ug/L	20	21.2	106	80-120	
1,1-Dichloroethene	ug/L	20	19.9	100	80-120	
1,2-Dichloroethane	ug/L	20	20.6	103	81-120	
1,2-Dichloropropane	ug/L	20	20.6	103	80-120	
2-Butanone (MEK)	ug/L	100	106	106	67-122	
2-Hexanone	ug/L	100	103	103	75-121	
4-Methyl-2-pentanone (MIBK)	ug/L	100	105	105	76-120	
Acetone	ug/L	100	106	106	72-120	
Benzene	ug/L	20	22.0	110	80-120	
Bromodichloromethane	ug/L	20	21.4	107	80-120	
Bromoform	ug/L	20	19.6	98	73-138	
Bromomethane	ug/L	20	15.9	79	38-137	
Carbon disulfide	ug/L	20	19.2	96	71-129	
Carbon tetrachloride	ug/L	20	20.4	102	67-146	
Chlorobenzene	ug/L	20	20.3	102	80-120	
Chloroethane	ug/L	20	21.1	105	76-120	
Chloroform	ug/L	20	19.1	96	80-120	
Chloromethane	ug/L	20	22.0	110	34-165	
cis-1,2-Dichloroethene	ug/L	20	20.9	105	80-120	
cis-1,3-Dichloropropene	ug/L	20	21.1	105	80-120	
Dibromochloromethane	ug/L	20	20.4	102	80-126	
Ethylbenzene	ug/L	20	20.7	104	80-120	
Methylene chloride	ug/L	20	20.3	101	80-120	
Styrene	ug/L	20	20.6	103	80-123	
Tetrachloroethene	ug/L	20	19.9	100	80-123	
Toluene	ug/L	20	20.6	103	80-120	
trans-1,2-Dichloroethene	ug/L	20	19.7	99	80-120	
trans-1,3-Dichloropropene	ug/L	20	20.1	100	80-129	
Trichloroethene	ug/L	20	21.8	109	80-120	
Vinyl chloride	ug/L	20	19.2	96	62-125	
Xylene (Total)	ug/L	60	63.4	106	80-120	
1,2-Dichloroethane-d4 (S)	%			100	80-120	
4-Bromofluorobenzene (S)	%			98	80-120	
Toluene-d8 (S)	%			99	80-120	

Results presented on this page are in the units indicated by the "Units" column except where an alternate unit is presented to the right of the result.

REPORT OF LABORATORY ANALYSIS

This report shall not be reproduced, except in full,
without the written consent of Pace Analytical Services, Inc..

Pace Analytical Services, Inc.
9608 Loiret Blvd.
Lenexa, KS 66219
(913)599-5665

QUALIFIERS

Project: FORT SMITH, AR
Pace Project No.: 60199196

DEFINITIONS

DF - Dilution Factor, if reported, represents the factor applied to the reported data due to dilution of the sample aliquot.

ND - Not Detected at or above adjusted reporting limit.

J - Estimated concentration above the adjusted method detection limit and below the adjusted reporting limit.

MDL - Adjusted Method Detection Limit.

PQL - Practical Quantitation Limit.

RL - Reporting Limit.

S - Surrogate

1,2-Diphenylhydrazine decomposes to and cannot be separated from Azobenzene using Method 8270. The result for each analyte is a combined concentration.

Consistent with EPA guidelines, unrounded data are displayed and have been used to calculate % recovery and RPD values.

LCS(D) - Laboratory Control Sample (Duplicate)

MS(D) - Matrix Spike (Duplicate)

DUP - Sample Duplicate

RPD - Relative Percent Difference

NC - Not Calculable.

SG - Silica Gel - Clean-Up

U - Indicates the compound was analyzed for, but not detected.

N-Nitrosodiphenylamine decomposes and cannot be separated from Diphenylamine using Method 8270. The result reported for each analyte is a combined concentration.

Pace Analytical is TNI accredited. Contact your Pace PM for the current list of accredited analytes.

TNI - The NELAC Institute.

BATCH QUALIFIERS

Batch: MSV/70804

[M5] A matrix spike/matrix spike duplicate was not performed for this batch due to insufficient sample volume.

This report shall not be reproduced, except in full,
without the written consent of Pace Analytical Services, Inc..

Pace Analytical Services, Inc.
9608 Loiret Blvd.
Lenexa, KS 66219
(913)599-5665

QUALITY CONTROL DATA CROSS REFERENCE TABLE

Project: FORT SMITH, AR
Pace Project No.: 60199196

Lab ID	Sample ID	QC Batch Method	QC Batch	Analytical Method	Analytical Batch
60198937029	**MW-174-201507**	EPA 5030B/8260	MSV/70804		
60198937031	**MW-173-201507**	EPA 5030B/8260	MSV/70804		

This report shall not be reproduced, except in full,
without the written consent of Pace Analytical Services, Inc..

Pace Analytical®
www.pacelabs.com

Sample Condition Upon Receipt

WO# : 60199196

60199196

Client Name: Environ

Optional
Proj Due Date:
Proj Name:

Courier: FedEx ☐ UPS ☐ VIA ☑ Clay ☐ PEX ☐ ECI ☐ Pace ☐ Other ☐ Client ☐

Tracking #: _____ Pace Shipping Label Used? Yes ☐ No ☐

Custody Seal on Cooler/Box Present: Yes ☑ No ☐ Seals intact: Yes ☑ No ☐

Packing Material: Bubble Wrap ☐ Bubble Bags ☐ Foam ☑ None ☐ Other ☐

Thermometer Used: CF +1.4 / CF -0.5 T-239 / T-262 **Type of Ice:** Wet Blue None ☐ Samples received on ice, cooling process has begun. (circle one)

Cooler Temperature: 2-4

Temperature should be above freezing to 6°C

Date and initials of person examining contents: pv 7/23/15

Chain of Custody present:	☑Yes ☐No ☐N/A	1.
Chain of Custody filled out:	☑Yes ☐No ☐N/A	2.
Chain of Custody relinquished:	☑Yes ☐No ☐N/A	3. MW-174 received on 7/22/15.
Sampler name & signature on COC:	☑Yes ☐No ☐N/A	4.
Samples arrived within holding time:	☑Yes ☐No ☐N/A	5.
Short Hold Time analyses (<72hr):	☐Yes ☑No ☐N/A	6.
Rush Turn Around Time requested:	☐Yes ☑No ☐N/A	7.
Sufficient volume:	☑Yes ☐No ☐N/A	8.
Correct containers used:	☑Yes ☐No ☐N/A	
Pace containers used:	☑Yes ☐No ☐N/A	9.
Containers intact:	☑Yes ☐No ☐N/A	10.
Unpreserved 5035A soils frozen w/in 48hrs?	☐Yes ☐No ☑N/A	11.
Filtered volume received for dissolved tests?	☐Yes ☐No ☑N/A	12.
Sample labels match COC:	☑Yes ☐No ☐N/A	
Includes date/time/ID/analyses Matrix: WT		13.
All containers needing preservation have been checked.	☐Yes ☐No ☑N/A	
All containers needing preservation are found to be in compliance with EPA recommendation.	☐Yes ☐No ☑N/A	14.
Exceptions: VOA Coliform, O&G, WI-DRO (water)	☑Yes ☐No	Initial when completed / Lot # of added preservative
Trip Blank present:	☐Yes ☑No ☐N/A	
Pace Trip Blank lot # (if purchased): _____		15.
Headspace in VOA vials (>6mm):	☐Yes ☑No ☐N/A	16.
Project sampled in USDA Regulated Area:	☐Yes ☐No ☑N/A	17. List State:
Additional labels attached to 5035A vials in the field?	☐Yes ☐No ☑N/A	18.

Client Notification/ Resolution: Copy COC to Client? Y / N Field Data Required? Y / N

Person Contacted: _____ Date/Time: _____

Comments/ Resolution: _____

Project Manager Review: _____ Date: 7/24

Pace Analytical
www.pacelabs.com

CHAIN-OF-CUSTODY / Analytical Request Document

The Chain-of-Custody is a LEGAL DOCUMENT. All relevant fields must be completed accurately.

Page: 1 of 1

Section A Required Client Information:		Section B Required Project Information:		Section C Invoice Information:	
Company:	Environ	Report To:	Wendy Stonestreet	Attention:	Tammy Gleason
Address:	7500 College Blvd., Ste. 925	Copy To:	Tammy Gleason	Company Name:	Environ
	Overland Park, KS 66210			Address:	250 Monroe Ave. NW Grand Rapids
Email To:	wstonestreet@environcorp.com	Purchase Order No.:	NA	Pace Quote Reference:	Michigan, 49503
Phone: 913-553-5926	Fax:	Project Name:	Fort Smith, AR	Pace Project Manager:	Colleen Clyne
Requested Due Date/TAT:		Project Number:		Pace Profile #:	7444, line 1

REGULATORY AGENCY

☐ NPDES ☐ GROUND WATER ☐ DRINKING WATER
☐ UST ☐ RCRA ☑ OTHER ADEQ

Site Location STATE: AR

Section D Required Client Information

Valid Matrix Codes

MATRIX	CODE
DRINKING WATER	DW
WATER	WT
WASTE WATER	WW
PRODUCT	P
SOIL/SOLID	SL
OIL	OL
WIPE	WP
AIR	AR
OTHER	OT
TISSUE	TS

SAMPLE ID (A-Z, 0-9 / ,-) Sample IDs MUST BE UNIQUE

Requested Analysis Filtered (Y/N)

ITEM #	SAMPLE ID	MATRIX CODE (see valid codes to left)	SAMPLE TYPE (G=GRAB C=COMP)	COLLECTED COMPOSITE START DATE	COLLECTED COMPOSITE START TIME	COLLECTED COMPOSITE END/GRAB DATE	COLLECTED COMPOSITE END/GRAB TIME	SAMPLE TEMP AT COLLECTION	# OF CONTAINERS	Preservatives: Unpreserved	H_2SO_4	HNO_3	HCl	NaOH	$Na_2S_2O_3$	Methanol	Other	Analysis Test (Y/N)	8260 VOCs	Alkalinity	TOC	Chloride, Sulfate	8015 Chloroethanol (Pace Dallas)	6010-Iron/Mn	Ferric Iron calc. (send field Ferrous)	Ammonia	Nitrate+Nitrite	Total Phosphate (Pace Dallas)	Sulfide	CO2 Calc (Alkalinity +pH)	Residual Chlorine (Y/N)	Pace Project No./ Lab I.D. 60199196
1	MW-173-201507	W	G			7/22/15	0740	3					X						X													3D69H 031
2	MW-174-201507	W	G			7/21/15	16:20	3					X						X													
3																																
4																																
5																																
6																																
7																																
8																																
9																																
10																																
11																																
12																																

ADDITIONAL COMMENTS	RELINQUISHED BY / AFFILIATION	DATE	TIME	ACCEPTED BY / AFFILIATION	DATE	TIME	SAMPLE CONDITIONS: Temp in °C	Received on Ice (Y/N)	Custody Sealed Cooler (Y/N)	Samples Intact (Y/N)
Level IV data package required	Lucy Cross / Ramboll Environ	7/22/15	18:00	[signature] PASI	7/23/15	0249	2-4	Y	Y	Y

SAMPLER NAME AND SIGNATURE

PRINT Name of SAMPLER: Lucy Cross

SIGNATURE of SAMPLER: Lucy Cross

DATE Signed (MM/DD/YY): 7/22/2015

*Important Note: By signing this form you are accepting Pace's NET 30 day payment terms and agreeing to late charges of 1.5% per month for any invoices not paid within 30 days

F-ALL-Q-020rev.07, 15-Feb-2007

Appendix C

Data Validation Report

LEVEL II DATA VALIDATION REVIEW
3rd Quarter Groundwater Monitoring Event 2015
Whirlpool Corporation
Fort Smith, Arkansas

Laboratory Sample Delivery Groups (SDGs): 60198856, 60198937, 60199011 and 60199172

Laboratory: PACE Analytical, Lenexa, Kansas

Reviewer: Wendy Stonestreet **Date Reviewed: July 20, 2015**

This data validation report has been prepared by ENVIRON International Corporation (ENVIRON) to assess the validity and usability of laboratory analytical data generated from samples collected during the 2nd quarter groundwater sampling event at the Whirlpool Corporation, Fort Smith, Arkansas Site (the "site") from July 20, 2015 to July 23, 2015.

The analytical data were evaluated for quality assurance and quality control (QA/QC) based on the following document: *USEPA Contract Laboratory Program National Functional Guidelines for Superfund Organic Methods Data Review* (June 2008). Analytical services for volatile organic compounds (VOC) analysis of 83 aqueous samples was provided by PACE Analytical of Lenexa, Kansas.

This report summarizes the QA/QC evaluation of the data according to precision, accuracy, representativeness, completeness and comparability relative to the project data quality objectives. This report provides a quantitative and qualitative assessment of the data and identifies potential sources of error, uncertainty, and bias that may affect the overall usability of the data.

Fifty six (56) ground water samples, seven (7) blind ground water field duplicates, three (3) matrix spike/matrix spike duplicate (MS/MSD), five (5) equipment rinsate blanks and fifteen (15) trip blanks were submitted to the laboratory for VOC analysis and evaluated in this data validation report. The following table lists the sample identifications by SDG.

Field ID	Sample Type	Lab ID	Matrix	Analyses
				VOCs
SDG: 60198856				
MW-66-201507	SA	60198856001	Aqueous	X
MW-67R-201507	SA	60198856002	Aqueous	X
MW-36R-201507	SA	60198856003	Aqueous	X
MW-71-201507	SA	60198856004	Aqueous	X
EB-01-201507	EB	60198856005	Aqueous	X
MW-40R-201507	SA	60198856006	Aqueous	X
MW-68-201507	SA	60198856007	Aqueous	X
MW-39R-201507	SA	60198856008	Aqueous	X
MW-65-201507	SA	60198856009	Aqueous	X
TB-02-201507	TB	60198856010	Aqueous	X
TB-03-201507	TB	60198856011	Aqueous	X
MW-56R-201507	SA	60198856012	Aqueous	X
MW-57R-201507	SA	60198856013	Aqueous	X

Field ID	Sample Type	Lab ID	Matrix	Analyses
				VOCs
IW-72-201507	SA	60198856014	Aqueous	X
MW-55R-201507	SA	60198856015	Aqueous	X
TB-01-201507	TB	60198856016	Aqueous	X
SDG: 60198937				
RW-69-201507	SA	60198937001	Aqueous	X
IW-73-201507	SA	60198937002	Aqueous	X
IW-80-201507	SA	60198937003	Aqueous	X
ITMW-9-201507	SA	60198937004	Aqueous	X
MW-34R-201507	SA	60198937005	Aqueous	X
MW-35R-201507	SA	60198937006	Aqueous	X
IW-76-201507	SA	60198937007	Aqueous	X
EB-02-201507	RB	60198937008	Aqueous	X
DUP-08-201507	FD	60198937009	Aqueous	X
IW-74-201507	SA	60198937010	Aqueous	X
IW-77-201507	SA	60198937011	Aqueous	X
MW-62R-201507	SA	60198937012	Aqueous	X
MW-63R-201507	SA	60198937013	Aqueous	X
MW-58R-201507	SA	60198937014	Aqueous	X
MW-46R-201507	SA	60198937015	Aqueous	X
DUP-05-201507	FD	60198937016	Aqueous	X
TB-04-201507	TB	60198937017	Aqueous	X
TB-05-201507	TB	60198937018	Aqueous	X
TB-06-201507	TB	60198937019	Aqueous	X
EB-03-201507	RB	60198937020	Aqueous	X
MW-41R-201507	SA	60198937021	Aqueous	X
DUP-03-201507	FD	60198937022	Aqueous	X
MW-32R-201507	SA	60198937023	Aqueous	X
MW-60R-201507	SA	60198937024	Aqueous	X
MW-61R-201507	SA	60198937025	Aqueous	X
MW-31R-201507	SA	60198937026	Aqueous	X
MW-50R-201507	SA	60198937027	Aqueous	X
TB-07-201507	TB	60198937028	Aqueous	X
SDG: 60199011				
MW-33R-201507	SA	60199011001	Aqueous	X
DUP-04-201507	FD	60199011002	Aqueous	X
ITMW-11-201507	SA	60199011003	Aqueous	X
ITMW-17-201507	SA	60199011004	Aqueous	X
MW-26-201507	SA	60199011005	Aqueous	X
TB-08-201507	TB	60199011006	Aqueous	X
MW-28-201507	SA	60199011007	Aqueous	X
MW-27-201507	SA	60199011008	Aqueous	X
ITMW-15-201507	SA	60199011009	Aqueous	X
ITMW-1-201507	SA	60199011010	Aqueous	X
TB-09-201507	TB	60199011011	Aqueous	X
ITMW-2-201507	SA	60199011012	Aqueous	X
ITMW-14-201507	SA	60199011013	Aqueous	X
ITMW-7-201507	SA	60199011014	Aqueous	X

Field ID	Sample Type	Lab ID	Matrix	Analyses
				VOCs
MW-22-201507	SA	60191960022	Aqueous	X
TB-10-201507	TB	60191960023	Aqueous	X
ITMW-16-201507	SA	60191960024	Aqueous	X
ITMW-21-201507	SA	60191960025	Aqueous	X
ITMW-6-201507	SA	60191960026	Aqueous	X
TB-11-201507	TB	60191960027	Aqueous	X
MW-29-201507	SA	60191960028	Aqueous	X
ITMW-13-201507	SA	60191960029	Aqueous	X
DUP-02-201507	FD	60191960030	Aqueous	X
ITMW-10-201507	SA	60191960031	Aqueous	X
DUP-01-201507	FD	60191960032	Aqueous	X
ITMW-20-201507	SA	60192103001	Aqueous	X
ITMW-4-201507	SA	60192103002	Aqueous	X
TB-12-201507	TB	60192103003	Aqueous	X
TB-13-201507	TB	60192103004	Aqueous	X
SDG: 60199172				
ITMW-12-201507	SA	60199172001	Aqueous	X
ITMW-18-201507	SA	60199172002	Aqueous	X
DUP-07-201507	FD	60199172003	Aqueous	X
EB-07-201507	RB	60199172004	Aqueous	X
MW-38-201507	SA	60199172005	Aqueous	X
ITMW-19-201507	SA	60199172006	Aqueous	X
MW-25-201507	SA	60199172007	Aqueous	X
TB-15-201507	TB	60199172009	Aqueous	X
TB-16-201507	TB	60199172010	Aqueous	X
EB-06-201507	RB	60199189021	Aqueous	X

Sample Type: SA = Sample TB = Trip Blank FD = Field Duplicate RB = Rinsate Blank
MS =Matrix Spike MSD = Matrix Spike Duplicate
VOCs = Volatile Organic Compounds by USEPA Method SW-846 8260B by Gas Chromatography/Mass Spectrometry (GC/MS) Medium Level.

The following laboratory submittals were evaluated:

- Data Package Completeness,
- Sample Prevention and Holding Times,
- Blanks,
- Surrogate Compound Recoveries
- Laboratory Control Samples,
- Matrix Spike/Matrix Spike Duplicates,
- Laboratory and Field Precision,
- Overall Assessment of Data.

General Overall Assessment:

_____ Data are usable without qualification.

__X__ Data are usable with qualification (noted below).

_____ Some or all data are unusable for any purpose (detailed below).

Case Narrative Comments: Any case narrative comments concerning data qualification were noted below.

1.0 Data Package Completeness

Were all items delivered as specified on the COC and is the data package complete?

Yes, the analysis was performed as requested on the chain-of-custody records. All samples were received by the laboratory and analyzed properly with appropriate corrective actions taken when appropriate. No data points were rejected. The data completeness measure for this data package is 100% and is acceptable.

2.0 Laboratory Case Narrative, Sample Preservation and Cooler Receipt Form

Were problems noted in the laboratory case narrative or cooler receipt form?

Yes, the laboratory case narrative indicated the following:

- **SDG: 60198856:** The laboratory indicated that acetone was detected in a method blank. See Section 4.0 for further discussion and resultant data qualification. The laboratory noted head space in two VOA vials greater than 6 mm. See Section 12.0 for further discussion and resultant data qualification.
- **SDG: 60198937:** The laboratory did not indicate any problems in the case narrative.
- **SDG: 60199011:** The laboratory indicated that acetone and toluene were detected in a method blank. See Section 4.0 for further discussion and resultant data qualification. The laboratory indicated that the laboratory control sample (LCS) was reported outside of laboratory control requirements for chloromethane. See Section 7.0 for further discussion and resultant data qualification. The matrix spike and/or matrix spike duplicate and RPD were reported outside of laboratory control limits. See Section 8.0 for further discussion and resultant data qualification.
- **SDG: 60199172:** The laboratory indicated that acetone and toluene were detected in a method blank. See Section 4.0 for further discussion and resultant data qualification.

Samples were received at the PACE, Lenexa, Kansas laboratory in good condition and at proper temperature 4˚C ± 2˚C (ten coolers at 6.0˚C, 6.0˚C, 5.1˚C, 3.8˚C, 4.8˚C, 5.4˚C, 6.0˚C, 2.4˚C, 2.1˚C and 3.2˚C). Temperature upon receipt for five coolers was 0.9˚C, 1.7˚C, 1.3˚C, 1.5˚C and 0.8˚C respectively which is below the proper temperature. However, given that the temperature was taken using an Infrared thermometer, which has an error tolerance of +/-1.0 degrees Celsius, and the laboratory did not note any freezing of the samples, this non-conformance does not affect the usability of the data.

3.0 Technical Holding Times

Were samples extracted/analysed within method specific holding time requirements?

Yes. All samples were prepared and/or analysed within the method specific required holding time of 14 days for hydrochloric (HCl) acid preserved samples. Samples which were preserved with ascorbic acid and samples with pH preservation recorded above 2.0 whose holding time was reduced to seven days also were analysed within holding time.

4.0 Blank Contamination

Were any analytes detected in the associated laboratory or field blanks?

Yes. The following table summarizes analytes detected in sample-associated blanks after accounting for method blank contamination.

SDG	Blank ID	Blank Type	Parameter	Analyte	Concentration	Units
60198856	1604790	Method	8260B	Acetone	2.0 J	µg/L
60198856	TB-01-201507	Trip	8260B	Acetone	2.5 J	µg/L
60198856	TB-03-201507	Trip	8260B	Acetone	2.0 J	µg/L
60198856	EB-01-201507	Equipment	8260B	Acetone	2.3 J	µg/L
60198937	EB-02-201507	Equipment	8260B	Acetone	10.3	µg/L
60198937	TB-05-201507	Trip	8260B	Acetone	2.9 J	µg/L
60198937	TB-06-201507	Trip	8260B	Acetone	4.0 J	µg/L
60198937	EB-03-201507	Equipment	8260B	Acetone	2.9 J	µg/L
60199011	TB-09-201507	Trip	8260B	Acetone	3.0 J	µg/L
60199011	TB-11-201507	Trip	8260B	Acetone	2.1 J	µg/L
60199011	TB-12-201507	Trip	8260B	Acetone	4.0 J	µg/L
60199011	TB-13-201507	Trip	8260B	Acetone	3.4 J	µg/L
60199011	1605723	Method	8260B	Acetone	2.4 J	µg/L
60199011	1608744	Method	8260B	Toluene	0.19 J	µg/L
60199172	EB-07-201507	Equipment	8260B	Acetone	2.3 J	µg/L
60199172	TB-15-201507	Trip	8260B	Acetone	3.1 J	µg/L
60199172	TB-16-201507	Trip	8260B	Acetone	2.2 J	µg/L
60199189	EB-06-201507	Equipment	8260B	Acetone	2.1 J	µg/L
60199189	EB-06-201507	Equipment	8260B	Carbon disulfide	0.14 J	µg/L
60199172	EB-06-201507	Equipment	8260B	Trichloroethene	0.21 J	µg/L
60199172	1608747	Method	8260B	Toluene	0.19 J	µg/L
60199172	1608512	Method	8260B	Acetone	2.0 J	µg/L
60199172	1608744	Method	8260B	Toluene	0.19 J	µg/L

ID = Identification µg/L = micrograms per Liter

Analytical data that were reported non-detect or at concentrations greater than five times (5X) the associated blank concentration (10X for common laboratory contaminants) did not require qualification. Data qualification of sample results due to blank contamination is summarized in the table below.

SDG	Field ID	Parameter	Analyte	Qualification
60198856	MW-67R-201507	8260B	Acetone	**U**
60198856	MW-71-201507	8260B	Acetone	**U**
60198856	MW-39R-201507	8260B	Acetone	**U**
60198856	MW-56R-201507	8260B	Acetone	**U**
60198856	MW-57R-201507	8260B	Acetone	**U**
60198856	IW-72-201507	8260B	Acetone	**U**
60198856	MW-55R-201507	8260B	Acetone	**U**
60198937	RW-69-201507	8260B	Acetone	**U**
60198937	IW-80-201507	8260B	Acetone	**U**
60198937	ITMW-9-201507	8260B	Acetone	**U**
60198937	MW-34-201507	8260B	Acetone	**U**
60198937	MW-35R-201507	8260B	Acetone	**U**
60198937	IW-76-201507	8260B	Acetone	**U**
60198937	DUP-08-201507	8260B	Acetone	**U**
60198937	IW-77-201507	8260B	Acetone	**U**
60198937	MW-62R-201507	8260B	Acetone	**U**

SDG	Field ID	Parameter	Analyte	Qualification
60198937	IW-80-201507	8260B	Acetone	**U**
60198937	RW-69-201507	8260B	Acetone	**U**
60198937	MW-63R-201507	8260B	Acetone	**U**
60198937	MW-41R-201507	8260B	Acetone	**U**
60198937	MW-32R-201507	8260B	Acetone	**U**
60198937	MW-60R-201507	8260B	Acetone	**U**
60198937	MW-61R-201507	8260B	Acetone	**U**
60198937	MW-31R-201507	8260B	Acetone	**U**
60199011	MW-33R-201507	8260B	Acetone	**U**
60199011	DUP-04-201507	8260B	Acetone	**U**
60199011	ITMW-11-201507	8260B	Acetone	**U**
60199011	ITMW-17-201507	8260B	Acetone	**U**
60199011	MW-26-201507	8260B	Acetone	**U**
60199011	MW-27-201507	8260B	Acetone	**U**
60199011	ITMW-15-201507	8260B	Acetone	**U**
60199011	ITMW-7-201507	8260B	Acetone	**U**
60199011	ITMW-21-201507	8260B	Acetone	**U**
60199011	DUP-02-201507	8260B	Acetone	**U**
60199011	ITMW-4-201507	8260B	Acetone	**U**
60199011	ITMW-17-201507	8260B	Toluene	**U**
60199172	ITMW-12-201507	8260B	Acetone	**U**
60199172	ITMW-18-201507	8260B	Acetone	**U**
60199172	DUP-07-201507	8260B	Acetone	**U**
60199172	MW-38-201507	8260B	Toluene	**U**
60199172	ITMW-19-201507	8260B	Acetone	**U**
60199172	MW-25-201507	8260B	Toluene	**U**

5.0 Surrogate Recoveries

Were surrogate recoveries within evaluation criteria?

Yes. Surrogates are added to all samples prior to purging to evaluate the laboratory performance on individual samples. Three volatile surrogates (4-bromofluorobenzene, 1,2-dichloroethane-d4 and toluene-d8) were added to each sample. Percent recoveries (%R) for all volatile surrogates in all samples were within the method acceptance limits of 70-130%.

No analytical data were qualified based on the recoveries of the surrogate compounds.

6.0 Internal Standards

Were the Internal standard areas within control limits and was the retention time criteria met?

Yes. Internal standards indicate whether GC/MS sensitivity and response were stable during each analysis. The laboratory reported that all criteria were within method requirements.

No analytical data were qualified based on the results of internal standard recovery

7.0 Laboratory Control Sample

Were LCS recoveries within evaluation criteria?

No. The laboratory control sample (LCS) provides information on the accuracy of the analytical method and on the laboratory performance. The following table summarizes the LCS results that

were outside the acceptance limits.

SDG	LCS ID	Parameter	Analyte	LCS/ (%)	LCS/ (Recovery %)
60199011	1605724	8260B	Chloromethane	**212**	34-165

ID = Identification LCS/D = Laboratory Control Sample/Duplicate RPD = Relative Percent Difference % = Percent

Analytical data reported as non-detect and associated with LCS/LCSD recoveries above evaluation criteria, indicating a possible high bias, did not require qualification.

8.0 Matrix Spike and Matrix Spike Duplicate Recoveries

Were MS/MSD samples reported as part of these SDGs?

Yes. A matrix spike was performed from a site specific sample at the required frequency of 1:20 samples. MS/MSD data are used to assess long-term precision and accuracy of the analytical method on various matrices and to demonstrate acceptable compound recovery at the time of sample analysis.

Were MS/MSD recoveries within evaluation criteria?

No. MS/MSD recoveries which were outside acceptance evaluation criteria are summarized in the table below.

SDG	Sample ID	Parameter	Analyte	MS/MSD Recovery (%)	RPD (%)	MS/MSD/ RPD Criteria (%)
60199011	MW-28-201507	8260B	Chloromethane	106**/201**	**62**	23-168/49

MS = Matrix Spike MSD = Matrix Spike Duplicate RPD = Relative Percent Difference % = Percent

Analytical results reported as non-detect and associated with MS/MSD recoveries above evaluation criteria, indicating a possible high bias, did not require qualification.

9.0 Laboratory Duplicate Results

Were laboratory duplicate samples performed as part of this SDG?

Yes, but only as spiked duplicates, which are discussed in the previous section.

10.0 Field Duplicate Results (Field Precision)

Were field duplicate samples collected as part of the evaluated SDGs?

Yes. The table below summarizes field duplicate pairs.

SDG	Field ID	Field Duplicate ID
60198937	IW-74-201507	DUP-08-201507
60198937	MW-46R-201507	DUP-05-201507
60198937	MW-41R-201507	DUP-03-201507
60199011	MW-33R-201507	DUP-04-201507
60199011	ITMW-13-201507	DUP-02-201507
60199011	ITMW-10-201507	DUP-01-201507
60199172	ITMW-18-201507	DUP-07-201507

Were field duplicates within evaluation criteria?

No. RPD values were less than the control limit of <30% for all compounds with concentrations greater than the reporting limit. The following table summarizes sample and duplicate result concentrations and their relative percent difference.

SDG	Field ID	Duplicate ID	Analyte	Sample Result (ug/L)	Duplicate Result (ug/L)	RPD (%)
60198937	IW-74-201507	DUP-08-201507	Benzene	0.25 J*	0.22 J*	12.8
			1,1-Dichloroethene	0.47 J*	0.52 J*	10.1
			cis-1,2-Dichloroethene	4.6	4.2	9.1
			trans-1,2-Dichloroethene	0.37 J*	0.37 J*	0.0
			Trichloroethene	168	168	0.0
			Vinyl chloride	1.4	1.3	7.4
60198937	MW-46R-201507	DUP-05-201507	1,1-Dichloroethane	1.2	1.1	8.7
			cis-1,2-Dichloropropene	11.2	10.3	8.4
			trans-1,2-Dichloroethene	1.2	1.1	8.7
			Trichloroethene	460	444	3.5
			Vinyl chloride	0.37 J*	0.40 J*	7.8
60198937	MW-41R-201507	DUP-03-201507	Carbon disulfide	0.19 J*	ND	NA
			Chloroform	0.38 J*	0.33 J*	5.9
			1,1-Dichloroethene	0.26 J*	0.21 J*	21.3
			cis-1,2-Dichloroethene	3.3	2.8	16.4
			Methylene chloride	4.4	4.9	10.8
			Trichloroethene	40.4	43.0	6.2
60199011	MW-33R-201507	DUP-04-201507	Bromoform	0.76 J*	0.71 J*	6.8
			Carbon disulfide	0.47 J*	0.44 J*	6.6
			Chloroform	0.23 J*	0.23 J*	0.0
			1,2-Dichloroethane	2.4	2.6	8.0
			1,1-Dichloroethene	0.26 J*	0.20 J*	26.1
			cis-1,2-Dichloroethene	6.8	6.1	10.9
			trans-1,2-Dichloroethene	1.4	1.4	0.0
			Trichloroethene	488	447	8.8
60199011	ITMW-13-201507	DUP-02-201507	Bromomethane	0.68 J*	ND	NA
			Chloroethane	0.41 J*	ND	NA
			cis-1,2-Dichloroethene	20.1	20.8	3.4
			trans-1,2-Dichloroethene	1.7	1.3	26.7
			Trichloroethene	37.3	36.1	3.3
			Vinyl chloride	0.18 J*	0.17 J*	5.7
60199011	ITMW-10-201507	DUP-01-201507	Benzene	0.17 J*	0.17 J*	0.0
			Chloroform	0.27 J*	0.29 J*	7.1
			1,1-Dichloroethane	3.0	3.0	0.0
			1,1-Dichloroethene	4.3	4.3	0.0
			cis-1,2-Dichloroethene	36.2	36.7	1.4
			trans-1,2-Dichloroethene	3.2	3.2	0.0
			Tetrachloroethene	0.85 J*	0.80 J*	6.1
			Toluene	1.1	1.3	16.7
			1,1,2-Trichloroethane	0.20 J*	ND	NA

SDG	Field ID	Duplicate ID	Analyte	Sample Result (ug/L)	Duplicate Result (ug/L)	RPD (%)
60199011	ITMW-10-201507	DUP-01-201507	Trichloroethene	504	501	0.6
			Vinyl chloride	1.3	1.5	14.3

ug/L = micrograms/Liter RPD = Relative Percent Difference * = Results reported below reporting limit. ND = Not Detected. NE = Not evaluated

11.0 Detects and Calibration Range

For samples that were diluted and nondetect, were undiluted results also reported?

Not Applicable. All samples which were diluted had detections.

For samples that were not diluted and detected, were the results within calibration range?

Yes

12.0 Additional Qualifications

Were additional qualifications applied?

Yes. The laboratory noted headspace in two VOA vials upon receipt at the laboratory. Samples MW-36R-201507 and MW-39R-201507 had headspace in all three VOA vials per sample, greater than 6mm. All samples where headspace was greater than 6mm were qualified as estimated values, UJ for non-detects and J for detections.

13.0 Overall Data Assessment

The data are usable for its intended purpose based on an evaluation of the QC parameters discussed in this report. Some data are qualified as estimated due to the inability to meet all QC criteria. The table below summarizes the final qualifications for the analytical data.

Data Qualifier Summary:

SDG	Field ID	Analysis	Analyte	Qualifier	Reason Code
60198856	MW-67R-201507	8260B	Acetone	**U**	1
60198856	MW-71-201507	8260B	Acetone	**U**	1
60198856	MW-39R-201507	8260B	Acetone	**U**	1
60198856	MW-56R-201507	8260B	Acetone	**U**	1
60198856	MW-57R-201507	8260B	Acetone	**U**	1
60198856	IW-72-201507	8260B	Acetone	**U**	1
60198856	MW-55R-201507	8260B	Acetone	**U**	1
60198856	MW-39R-201507	8260B	All Analytes	**J/UJ**	2
60198856	MW-36R-201507	8260B	All Analytes	**U/UJ**	2
60198937	RW-69-201507	8260B	Acetone	**U**	1
60198937	IW-80-201507	8260B	Acetone	**U**	1
60198937	ITMW-9-201507	8260B	Acetone	**U**	1
60198937	MW-34-201507	8260B	Acetone	**U**	1
60198937	MW-35R-201507	8260B	Acetone	**U**	1
60198937	IW-76-201507	8260B	Acetone	**U**	1
60198937	DUP-08-201507	8260B	Acetone	**U**	1

SDG	Field ID	Analysis	Analyte	Qualifier	Reason Code
60198937	IW-77-201507	8260B	Acetone	**U**	1
60198937	MW-62R-201507	8260B	Acetone	**U**	1
60198937	MW-63R-201507	8260B	Acetone	**U**	1
60198937	MW-41R-201507	8260B	Acetone	**U**	1
60198937	MW-32R-201507	8260B	Acetone	**U**	1
60198937	MW-60R-201507	8260B	Acetone	**U**	1
60198937	MW-61R-201507	8260B	Acetone	**U**	1
60198937	MW-31R-201507	8260B	Acetone	**U**	1
60199011	MW-33R-201507	8260B	Acetone	**U**	1
60199011	DUP-04-201507	8260B	Acetone	**U**	1
60199011	ITMW-11-201507	8260B	Acetone	**U**	1
60199011	ITMW-17-201507	8260B	Acetone	**U**	1
60199011	MW-26-201507	8260B	Acetone	**U**	1
60199011	MW-27-201507	8260B	Acetone	**U**	1
60199011	ITMW-15-201507	8260B	Acetone	**U**	1
60199011	ITMW-7-201507	8260B	Acetone	**U**	1
60199011	ITMW-21-201507	8260B	Acetone	**U**	1
60199011	DUP-02-201507	8260B	Acetone	**U**	1
60199011	ITMW-4-201507	8260B	Acetone	**U**	1
60199011	ITMW-17-201507	8260B	Toluene	**U**	1
60199172	ITMW-12-201507	8260B	Acetone	**U**	1
60199172	ITMW-18-201507	8260B	Acetone	**U**	1
60199172	DUP-07-201507	8260B	Acetone	**U**	1
60199172	MW-38-201507	8260B	Toluene	**U**	1
60199172	ITMW-19-201507	8260B	Acetone	**U**	1
60199172	MW-25-201507	8260B	Toluene	**U**	1

Data Validation Qualifier Codes:

U = Non-detect. The compound was analysed for, but not detected.

J = Estimated. The associated numerical value is an estimated quantity. The analyte was detected but the reported value may not be accurate or precise.

UJ = Estimated Non-detect. The analyte was not detected above the method detection limit. However, it is an estimated quantity due to poor accuracy or precision. This qualification is also used to flag possible false negative results in the case where low bias in the analytical system is indicated by low calibration response, surrogate or other spike recovery.

R = Rejected. The sample results are unusable due to the quality of the data generated.

Data Qualifier Reason Codes:

1 Samples were qualified as non-detect due to blank contamination.

2 Samples **results** were qualified due to headspace in VOAs greater than 6mm. All detections are J qualified as estimated and all non-detects were qualified UJ as estimated due to possible low bias.





ATTACHMENT B
Third Quarter 2015 Soil Vapor Monitoring and Vapor Intrusion Assessment Report
Whirlpool Corporation
Fort Smith, Arkansas

Prepared for:
Whirlpool Corporation

Prepared by:
Ramboll Environ US Corporation

Date:
November 2015

Project Number:
34-37500D

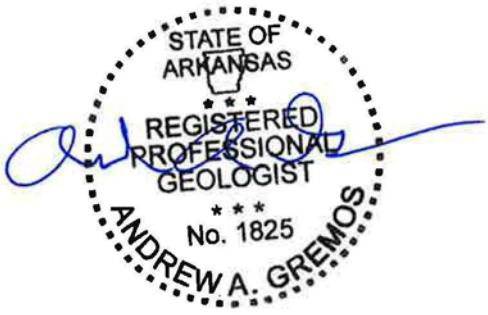

RAMBOLL ENVIRON

Table of Contents

		Page
1	**Introduction**	**1**
2	**Soil Vapor Monitoring Point Installation and Sample Collection**	**2**
3	**Results**	**4**
3.2.1	In Neighborhood	5
3.2.2	South of Neighborhood	7
4	**Summary and Conclusion**	**9**
5	**References**	**10**

LIST OF TABLES

Table 1a: Summary of Matrices Encountered and Sampled at Soil Vapor Monitoring Points
Table 1b: Summary of Screen Intervals at Soil Vapor Monitoring Points
Table 2a: Third Quarter 2015 Groundwater VOC Data for Monitoring Wells in the Neighborhood
Table 2b: Third Quarter 2015 Groundwater VOC Data for Monitoring Well South of the Neighborhood
Table 3a: Third Quarter 2015 Water Data from Soil Vapor Monitoring Points
Table 3b: Third Quarter 2015 Soil Vapor Data
Table 4: Upper-Bound Vapor Intrusion Risk Estimates Based on Third Quarter 2015 Groundwater Data in the Neighborhood
Table 5: Evaluation of VOCs in Soil Vapor and Perched Water at Parcels in the Neighborhood
Table 6: Evaluation of VOCs in Soil Gas and Perched Water at Parcel 5 (South of Neighborhood)

LIST OF FIGURES

Figure 1: Shallow Groundwater Monitoring Wells and Vapor Points Sampled During Third Quarter 2015
Figure 2: Groundwater Monitoring Well Locations

LIST OF APPENDICES

Appendix A: Laboratory Analytical Data
Appendix B: Boring Logs, Field Notes and Weather Data for June and July 2015
Appendix C: Risk Calculations and Input Parameters

1 Introduction

Ramboll Environ US Corporation (Ramboll Environ) has prepared this Third Quarter 2015 Soil Vapor Monitoring and Vapor Intrusion Assessment Report for the Fort Smith, Arkansas, Site (Site) on behalf of Whirlpool Corporation, in accordance with the December 27, 2013, Remedial Action Decision Document (RADD) issued by the Arkansas Department of Environmental Quality (ADEQ 2013). This report is Attachment B of the Third Quarter 2015 Progress Report for the Site.

Whirlpool has been monitoring groundwater at the Site since 1989. In 2012, the potential for vapor intrusion from groundwater into buildings in the neighborhood north of the Site was evaluated using multiple lines of evidence in a human health risk assessment, which was presented as Appendix A of the Revised Risk Management Plan (RRMP) (ENVIRON 2013). The risk assessment included the use of groundwater and soil vapor data in the evaluation of the potential for vapor intrusion. This report provides an updated evaluation of the potential for vapor intrusion based on the data collected from groundwater monitoring wells and vapor monitoring points during the third quarter of 2015. The evaluation of multiple lines of evidence in this report is consistent with United States Environmental Protection Agency's (USEPA's) recommendations in its final vapor intrusion guidance documents (USEPA 2015a and 2015b).

2 Soil Vapor Monitoring Point Installation and Sample Collection

The following subsections summarize the prior installation of the soil vapor monitoring points, as well as the sample collection methods and procedures that were used during the third quarter 2015 monitoring event.

2.1 Prior Installation of Soil Vapor Monitoring Points

In May 2012, Whirlpool installed two sets of soil vapor points. One set (locations SV-03S and SV-04D) was installed offsite at the Whirlpool owned property (Parcel 4) and the other set (locations SV-01S and SV-02D) was installed onsite on the Whirlpool property (Parcel 5). During subsequent monitoring events, both sets of soil vapor points eventually filled with water and became ineffective for sampling soil vapor. Two additional sets of soil vapor points were installed in February 2014. Nested locations VP-1S and VP-1D, as well as VP-2S and VP-2D were installed as replacement locations on Parcel 1 and Parcel 5, respectively. These soil vapor points also filled with water over time and became ineffective for sampling soil vapor. Because the soil vapor points installed in 2012 and 2014 were ineffective for sampling soil vapor, they were properly abandoned in December 2014 and January 2015.

Per the ADEQ-approved Offsite Shallow Groundwater Investigation Work Plan (ENVIRON 2014c), Whirlpool installed co-located soil vapor monitoring points and shallow groundwater monitoring wells at five areas (identified as Parcels 1 through 5 on Figure 1) in January 2015. Whirlpool installed eight soil vapor monitoring points (VP-5 through VP-10, VP-12 and VP-14) at these Parcels. Whirlpool also attempted to install two additional vapor points (VP-11 on Parcel 4 and VP-13 on Parcel 5); however, installation was unsuccessful because of water in the borings. VP-11 and VP-13 were instead installed as monitoring wells MW-181 and MW-180, respectively. In June 2015, Whirlpool installed a vapor point (VP-15) on the property adjacent to Parcel 4 (the Whirlpool owned off-site property). This property where VP-15 was installed is identified as Parcel 6 and shown on Figure 1.

2.2 Third Quarter 2015 Sampling

Soil vapor sampling was completed on July 1 and 30, 2015, following USEPA and industry standard methods. The field procedures used during the soil vapor sampling event were consistent with the methodology described in the First Quarter 2014 Soil Vapor Monitoring/ Vapor Intrusion Report (ENVIRON 2014a) and the modifications discussed in the Second Quarter 2014 Soil Vapor Monitoring/Vapor Intrusion Report (ENVIRON 2014b), except the sampling attempt was not preceded by at least five consecutive days with less than 0.1 inch of rain for the VP-15 sample collection on July 1, 2015: 0.19 inch of rain was recorded on June 26, 2015. The only other days preceding the sampling of VP-15 in June with at least 0.1 inch of rain were June 13 and 19, 2015, which were more than five days prior to the vapor sampling. The July 30, 2015, sampling was preceded by at least five consecutive days with less than 0.1 inch of rain. Precipitation data for the months of June and July are provided in Appendix B.

Among the existing soil vapor sampling points, a soil vapor sample was collected from VP-7. Perched water filled the vapor points at locations VP-5, VP-6, VP-8, VP-9, VP-10, VP-12, VP-14, and VP-15, and the water from these monitoring points could not be purged from the sampling train. Consistent with the modifications to the sampling plan proposed in the Second Quarter 2014 Soil Vapor Monitoring/Vapor Intrusion Report, water samples were collected from these vapor points. Table 1a summarizes the matrices encountered at the soil vapor monitoring points and the types of samples that were collected during quarterly events in 2014 and 2015. The screen intervals and matrices encountered at each of the soil vapor monitoring points and the co-located monitoring wells at each parcel during the third quarter 2015 sampling event are summarized in Table 1b.

The volatile organic compound (VOC) results for the soil vapor, groundwater, and perched water samples collected during Third Quarter 2015 are discussed in Section 3. The analytical data reports for the samples are provided in Appendix A.

3 Results

3.1 Summary of Prior Assessment

Groundwater and soil vapor data collected prior to 2013 were evaluated and the results were presented in the RRMP and ADEQ's RADD[1]. Quarterly groundwater, perched water and soil vapor data collected from First Quarter 2014 through Second Quarter 2015 were similarly evaluated and the results were presented in the corresponding Quarterly Vapor Monitoring and Vapor Intrusion Assessment reports.

The perched water and soil vapor data collected over the groundwater plume in the neighborhood through Second Quarter 2015 have shown that TCE vapor from the groundwater is not indicative of a public health concern associated with vapor intrusion from groundwater. These findings corroborate the groundwater vapor intrusion modeling results which indicate vapor intrusion from groundwater is not occurring at levels that would present a public health concern.

3.2 Current Assessment

Groundwater data from monitoring wells (which have identifiers beginning with "MW-") in the neighborhood (Figure 2) collected during Third Quarter 2015 are summarized in Table 2a. Groundwater data from monitoring wells south of the neighborhood are summarized on Table 2b and are included in the report because these wells are near VP-14 and where the highest detected concentration of TCE has been found at the Site's property boundary. Perched water data and soil vapor data from soil vapor points sampled during Third Quarter 2015 are included in Tables 3a and 3b, respectively. As discussed in Attachment A of this progress report, the overall concentrations of TCE in groundwater in the neighborhood are generally decreasing. TCE concentrations at MW-71 (Parcel 4) are stable and MW-33/MW-33R (which replaced MW-33) (Parcel 5) concentrations are decreasing per the statistical temporal trend analysis.

The maximum detected groundwater concentrations among the monitoring wells in the neighborhood that were sampled in July 2015 are summarized in Table 4. These concentrations were used to calculate upper-bound risk estimates for potential vapor intrusion from groundwater into residences in the neighborhood using the approach in Section 6.5.2 of the ADEQ-approved RRMP. The calculation of and input parameters for these risk estimates are included as Appendix C. As shown in Table 4, the calculations resulted in upper-bound cumulative cancer risk and non-cancer hazard index (HI) estimates of 2×10^{-6} and 0.5, respectively. These risk estimates are below ADEQ's risk management limits of 10^{-4} and 1, respectively (ADEQ 2005).

As described in Section 2.10, soil vapor monitoring points and groundwater monitoring wells were installed at five parcels in January 2015 and one additional parcel in June 2015 to provide additional lines of evidence to evaluate the potential for vapor intrusion from groundwater. At

[1] Included in Appendix A of the April 2013 RRMP (ENVIRON 2013) and Section 3.A of the December 2013 Remedial Action Decision Document (ADEQ 2013).

each parcel where soil vapor data could be collected, the soil vapor data were used to confirm the conclusions of the groundwater vapor intrusion risk assessment, consistent with the approach used in prior Quarterly Soil Vapor Monitoring/Vapor Intrusion Reports (ENVIRON 2014a, b, d, 2015a, b; Ramboll Environ 2015) and as discussed in Section 6.8.2 of the RRMP (ENVIRON 2013). Where soil vapor data could not be collected but perched water samples could be collected from the soil vapor monitoring points, these data were used to confirm the conclusions of the groundwater vapor intrusion risk assessment.

The following sections describe the evaluation of groundwater, perched water and soil vapor data from each of the six parcels. The parcels within the neighborhood are discussed in Section 3.2.1, the parcel south of the neighborhood is discussed in Section 3.2.2. The calculation of single chemical risk estimates discussed in this section is included in Appendix C. Toxicity values used in the risk estimates are current as of September 2015.

3.2.1 Parcels in the Neighborhood

3.2.1.1 Parcel 1

At Parcel 1, vapor intrusion risks were estimated based on the perched water data from VP-6, using the approach for groundwater (as described in Section 6.5.2 of the ADEQ-approved RRMP) except the depth to water was increased to 14 feet below ground surface (bgs) to match the depth of the water sample at VP-6. As shown on Table 5, the upper-bound cumulative cancer risk and non-cancer HI estimates for perched water at VP-6 are 5×10^{-9} and 0.0006, respectively, which are well within ADEQ's risk management limits for reasonable maximum exposure (RME) risks.

Upper-bound risk estimates were also calculated using the shallower perched water data from VP-5, which is located adjacent to VP-6, as an additional line of evidence for assessing the degree of vapor intrusion from groundwater. The estimates were calculated using the approach discussed above for groundwater, except the depth to water was decreased to 7.5 feet bgs. As shown in Table 5, the upper-bound cumulative cancer risk and non-cancer HI estimates for perched water at VP-5 are 9×10^{-9} and 0.0008, respectively, which are well within ADEQ's risk management limits for RME risks.

These results confirm that vapor intrusion from groundwater does not pose an unacceptable risk at Parcel 1. Only perched water data were evaluated at Parcel 1 because a soil vapor sample could not be collected from the vapor monitoring points at this location.

3.2.1.2 Parcel 2

At Parcel 2, vapor intrusion risks were estimated based on the perched water data from VP-8 and the approach discussed above for groundwater, except the depth to water was decreased to 10.5 feet bgs. As shown in Table 5, the upper-bound cumulative cancer risk and non-cancer HI estimates for perched water at VP-8 are 1×10^{-8} and 0.002, respectively, which are well within ADEQ's risk management limits for RME risks.

Upper-bound risk estimates were calculated using the soil vapor data from VP-7, which is located adjacent to VP-8, as an additional line of evidence for assessing the degree of vapor intrusion from groundwater. These risk estimates were calculated using USEPA's highly conservative 95th percentile subslab soil vapor attenuation factor of 0.03 (USEPA 2015). As shown in Table 5, the upper-bound cumulative cancer risk and non-cancer HI estimates from soil vapor at VP-7 are 2 x 10^{-6} and 0.07, respectively, which are well within ADEQ's risk management limits for RME risks.

The upper-bound risk estimates for soil vapor from VP-7 are somewhat higher than the risk estimates based on the perched water data from VP-8. These higher risk estimates should not be interpreted as an indication that the risk estimates from the water data are not adequately conservative. Rather, the interpretation should be that the risk estimates based on the soil vapor data are upper-bound rather than reasonable worst-case and thus, are more conservative than necessary. As discussed in Section 6.8.2 of the RRMP, these risk estimates ignore the attenuation due to the approximately 5 feet of silty clay between the soil vapor sample depth and the assumed subslab depth, which is likely to be substantial. Accounting for such attenuation would result in risk estimates for VP-7 that are lower than those shown in Table 5.

These results confirm that vapor intrusion from groundwater does not pose an unacceptable risk at Parcel 2.

3.2.1.3 Parcel 3

At Parcel 3, vapor intrusion risks were estimated based on the perched water data from VP-10 and the approach discussed above for groundwater, except the depth to water was decreased to 11 feet bgs. As shown in Table 5, the upper-bound cumulative cancer risk and non-cancer HI estimates for water at VP-10 are 2 x 10^{-7} and 0.005, respectively, which are well within ADEQ's risk management limits for RME risks.

Upper-bound risk estimates were also calculated using the shallower perched water data from VP-9, which is located adjacent to VP-10, as an additional line of evidence for assessing the degree of vapor intrusion from groundwater. These risk estimates were calculated following the approach discussed above for groundwater, except the depth to water was decreased to 5.5 feet bgs. As shown in Table 5, the upper-bound cumulative cancer risk and non-cancer HI estimates for perched water at VP-9 are 2 x 10^{-8} and 0.002, respectively, which are well within ADEQ's risk management limits for RME risks.

These results confirm that vapor intrusion from groundwater does not pose an unacceptable risk at Parcel 3.

3.2.1.4 Parcel 4

At Parcel 4, vapor intrusion risks were estimated based on the groundwater data from MW-71, which had the highest concentrations in groundwater from monitoring wells at this Parcel and the approach discussed above for groundwater. As shown in Table 5, the upper-bound cumulative cancer risk and non-cancer HI estimates from groundwater at MW-71 are 6 x 10^{-7} and 0.1, respectively, which are well within ADEQ's risk management limits for RME risks.

Upper-bound risk estimates were also calculated using the shallow groundwater data from MW-181, which is located adjacent to MW-71, as an additional line of evidence for assessing the degree of vapor intrusion from groundwater. Only groundwater data were evaluated at this parcel because a soil vapor sample could not be collected from the vapor monitoring point (VP-12, where the screen is set deeper than the screen at MW-71) at Parcel 4. Vapor intrusion risks were calculated using the groundwater from MW-181 and the approach discussed above for groundwater, except the depth to water was decreased to 6 feet bgs. As shown in Table 5, the upper-bound cumulative non-cancer HI estimate from groundwater at MW-181 is 0.00007, which is well within ADEQ's risk management limits for RME risks. No carcinogenic VOCs were detected in groundwater at MW-181; therefore, cancer risk estimates were not calculated.

These results confirm that vapor intrusion from groundwater does not pose an unacceptable risk at Parcel 4. Further, TCE was non-detect in groundwater from MW-181, which is primary reason the risk estimates for groundwater from MW-181 are almost two orders of magnitude lower than those for groundwater from MW-71.

3.2.1.5 Parcel 6

At Parcel 6, vapor intrusion risks were estimated based on the groundwater data from MW-55R, and the approach discussed above for groundwater. As shown on Table 5, the upper-bound cumulative cancer risk and non-cancer HI estimates for groundwater at MW-55R are 9×10^{-8} and 0.007, respectively, which are well within ADEQ's risk management limits for RME risks.

Upper-bound risk estimates were also calculated using the perched water data from VP-15, which is the closest vapor point to MW-55R, as an additional line of evidence for assessing the degree of vapor intrusion from groundwater. The estimates were calculated using the approach discussed above for groundwater, except the depth to water was decreased to 5.5 feet bgs. As shown in Table 5, the upper-bound cumulative cancer risk and non-cancer HI estimates for perched water at VP-15 are 7×10^{-9} and 0.00003, respectively, which are well within ADEQ's risk management limits for RME risks.

These results do not indicate that vapor intrusion from groundwater would pose an unacceptable risk at Parcel 6.

3.2.2 South of the Neighborhood – Parcel 5

Risk estimates for potential vapor intrusion from groundwater into residential buildings were estimated based on the data collected at Parcel 5, which is located south of Ingersoll Avenue and the residential neighborhood. Groundwater vapor intrusion risks were conservatively calculated using the groundwater data from MW-33R, which is adjacent to VP-14 at this parcel and the approach discussed above for groundwater. As shown in Table 6, the upper-bound cumulative cancer risk and non-cancer HI estimates from groundwater at MW-33R are 2×10^{-6} and 0.4, respectively, which are below ADEQ's risk management limits for RME risks.

Upper-bound risk estimates were calculated using shallow groundwater data from MW-180 and MW-178 (which are located within 40 feet of MW-33R) and the approach discussed above for

groundwater, except the depth to groundwater was reduced to 6.5 feet bgs and 7.5 feet bgs, respectively. Shallow groundwater data was evaluated at this parcel because a shallow soil vapor monitoring point (VP-13) could not be installed due to the presence of shallow water, as discussed in Section 2.1. As shown in Table 6, the upper-bound cumulative cancer risk and non-cancer HI estimates from groundwater at MW-180 are 9×10^{-8} and 0.02, respectively and at MW-178 are 2×10^{-8} and 0.004, respectively, all of which are well within ADEQ's risk management limits for RME risks.

These risk estimates show that vapor intrusion from groundwater would not pose an unacceptable risk if there was a residence at Parcel 5.

4 Summary and Conclusion

- Overall concentrations of TCE in groundwater are generally stable or decreasing compared to previous reporting periods and historic results;
- Risk estimates for vapor intrusion from groundwater in the neighborhood are below ADEQ's risk management limits of 10^{-4} and 1 for cumulative cancer risk and non-cancer hazards, respectively; and
- Vapor intrusion modeling using perched water and soil gas confirms the modeling results using VOC concentrations in water collected from groundwater monitoring wells.

5 References

Arkansas Department of Environmental Quality (ADEQ). 2005. Ground Water Remediation Level Interim Policy and Technical Guidance. Memorandum from Marcus Devine, Director, to Ellen Carpenter, Legal Division Chief. July 12.

Arkansas Department of Environmental Quality (ADEQ). 2013. Remedial Action Decision Document (RADD) for Corrective Action. Facility Identification Number: 66-00048. December 27.

ENVIRON International Corporation (ENVIRON). 2013. Revised Risk Management Plan. April 24.

ENVIRON International Corporation (ENVIRON). 2014a. First Quarter 2014 Progress Report, Attachment B: Soil Vapor Monitoring/Vapor Intrusion Report. May 15.

ENVIRON International Corporation (ENVIRON). 2014b. Second Quarter 2014 Progress Report, Attachment B: Soil Vapor Monitoring/Vapor Intrusion Report. August 15.

ENVIRON International Corporation (ENVIRON). 2014c. Offsite Shallow Groundwater Investigation Work Plan. October.

ENVIRON International Corporation (ENVIRON). 2014d. Third Quarter 2014 Progress Report, Attachment B: Soil Vapor Monitoring/Vapor Intrusion Report. November 14.

ENVIRON International Corporation (ENVIRON). 2015a. Fourth Quarter 2014 Progress Report, Attachment B: Soil Vapor Monitoring/Vapor Intrusion Report. February.

ENVIRON International Corporation (ENVIRON). 2015b. First Quarter 2015 Progress Report, Attachment B: Soil Vapor Monitoring and Vapor Intrusion Assessment Report. April.

Ramboll Environ US Corporation (ENVIRON). 2015. Second Quarter 2015 Progress Report, Attachment B: Soil Vapor Monitoring and Vapor Intrusion Assessment Report. August.

United States Environmental Protection Agency (USEPA). 2015a. OSWER Technical Guide for Assessing and Mitigating the Vapor Intrusion Pathway from Subsurface Vapor Sources to Indoor Air. Office of Solid Waste and Emergency Response. OSWER Publication 9200.2-154. June.

United States Environmental Protection Agency (USEPA). 2015b. Technical Guide for Addressing Petroleum Vapor Intrusion at Leaking Underground Storage Tank Sites. EPA 510-R-15-001. June.

Weather Underground. "Weather History for Fort Smith, AR." Weather Forecast & Reports. April 2015. Accessed June 2, 2015. < http://www.wunderground.com/history/airport/KFSM/2015/4/15/MonthlyCalendar.html>.

Tables

TABLE 1a
SUMMARY OF MATRICES ENCOUNTERED AND SAMPLED AT SOIL VAPOR MONITORING POINTS
Whirlpool Facility - Fort Smith, Arkansas

Quarter of Collection	Date of Collection	In Neighborhood										South of Neighborhood	
		Parcel 1		Parcel 2		Parcel 3			Parcel 4		Parcel 6	Parcel 5	
		VP-5	VP-6	VP-7	VP-8	CS/OA/IA	VP-9	VP-10	VP-1S+	VP-1D / VP-12#	VP-15	VP-2S+	VP-2D / VP-14#
3rd Q 2015	7/2015	**Water**	**Water**	**Air**	**Water**	--	**Water**	**Water**	--	**Water**	**Water**	--	**Water**
2nd Q 2015	4/2015	**Water**	**Water**	**Air**	**Water**	**Air**	**Air**	**Water**	--	**Water**	--	--	*Water*
1st Q 2015	1/2015	**Air**	**Water**	**Air**	*Water*	--	**Air**	**Water**	--	**Water**	--	--	**Air**
4th Q 2014	10/2014	--	--	--	--	--	--	--	**Water**	*Air*	--	**Water**	**Water**
3rd Q 2014	9/2014	--	--	--	--	--	--	--	**Water**	*Air**	--	**Water**	**Water**
3rd Q 2014	7/2014	--	--	--	--	--	--	--	*Water*	*Water*	--	**Water**	**Water**
2nd Q 2014	5/2014	--	--	--	--	--	--	--	Water	**Air**	--	Water	Water
1st Q 2014	3/2014	--	--	--	--	--	--	--	**Air**	**Air**	--	Water	**Air**

Notes:
Shaded and **bolded** cells indicate that a sample was collected.
Italicized cells indicate that insufficient volume was available for sample collection.
Dashes (indicate) indicate the location was not installed or was abandoned during this sampling event.
Prior to the Third Quarter 2014, water encountered in the soil vapor monitoring points was not sampled per the quarterly sampling plan.

* During the September 2014 sampling event, no air or water sample could be collected at VP-1D; a water sample was collected at the nearby port SV-04D to characterize VOC concentrations in the area.

+ During the First Quarter 2015, VP-1S and VP-2S were abandoned and installation of VP-11 and VP-13 was attempted in Parcels 4 and 5, respectively. However, because of water in the borings for VP-11 and VP-13, monitoring wells MW-181 and MW-180, respectively, were installed.

During the First Quarter 2015, locations VP-1D and VP-2D were replaced by VP-12 and VP-14, respectively.

TABLE 1b
SUMMARY OF SREEN INTERVALS AT SOIL VAPOR MONITORING POINTS
Whirlpool Facility - Fort Smith, Arkansas

Area	Parcel	Location	Screen Interval (ft bgs)	Notes	3rd Q 2015
					7/2015
In Neighborhood	1	MW-173	5-6		Water
In Neighborhood	1	VP-5	7.25-7.75	water in VP	Water
In Neighborhood	1	MW-174	10-11		Water
In Neighborhood	1	VP-6	13.75-14.25	water in VP	Water
In Neighborhood	2	VP-7	5.25-5.75		Air
In Neighborhood	2	VP-8	10.25-10.75	water in VP	Water
In Neighborhood	2	MW-175	14-15		Water
In Neighborhood	3	VP-9	5.25-5.75	water in VP	Water
In Neighborhood	3	VP-10	10.75-11.25	water in VP	Water
In Neighborhood	3	MW-176	13.5-14.5		Water
In Neighborhood	4	MW-181 (VP-11)+	5.5-6.5		Water
In Neighborhood	4	MW-177	9-10	well was dry	--
In Neighborhood	4	VP-12 (VP-1D)*	12.25-12.75	water in VP	Water
In Neighborhood	4	MW-71	12		Water
In Neighborhood	6	VP-15	5.25-5.75	water in VP	Water
In Neighborhood	6	MW-55R	19-21		Water
South of Neighborhood	5	MW-180 (VP-13)+	6-7		Water
South of Neighborhood	5	MW-178	7-8		Water
South of Neighborhood	5	VP-14 (VP-2D)*	10.25-10.75	water in VP	Water
South of Neighborhood	5	MW-179	12-13		Water
South of Neighborhood	5	MW-33R	19-21		Water

Notes:

Shaded cells indicate that sample was used in risk assessment.

Italicized cells indicate that insufficient volume was available for sample collection.

Dashes (indicate) indicate the location was not installed or was abandoned during this sampling event.

Prior to the Third Quarter 2014, water encountered in the soil vapor monitoring points was not sampled per the quarterly sampling pla

* During the First Quarter 2015, locations VP-1D and VP-2D were replaced by VP-12 and VP-14, respectively.

+ During the First Quarter 2015, VP-1S and VP-2S were abandoned and installation of VP-11 and VP-13 was attempted in Parcels 4 and 5, respectively. However, because of water in the borings for VP-11 and VP-13, monitoring wells MW-181 and MW-180, respectively, were installed.

TABLE 2a
THIRD QUARTER 2015 GROUNDWATER VOC DATA FOR MONITORING WELLS IN THE NEIGHBORHOOD
Whirlpool Facility - Fort Smith, Arkansas

Location	MW-34R	MW-35R	MW-36R	MW-39R	MW-40R	MW-41R	MW-41R
ENVIRON Sample ID	MW-34R-201507	MW-35R-201507	MW-36R-201507	MW-39R-201507	MW-40R-201507	MW-41R-201507	DUP-03-201507
Lab Sample ID	60198937005	60198937006	60198856003	60198856008	60198856006	60198937021	60198937022
Sample Date	7/21/2015	7/21/2015	7/20/2015	7/20/2015	7/20/2015	7/21/2015	7/21/2015
Comments							Field Duplicate
Volatile Organic Compounds							
Acetone	U (1.9)	U (1.9)	35.5 J (1.9)	2.5 J (1.9)	2.5 J (1.9)	U (1.9)	3.3 J (1.9)
Benzene	0.56 J (0.060)	0.11 J (0.060)	0.26 J (0.060)	UJ (0.060)	U (0.060)	U (0.060)	U (0.060)
Bromoform	1.2 (0.070)	0.16 J (0.070)	1.8 J (0.070)	UJ (0.070)	U (0.070)	U (0.070)	U (0.070)
Bromomethane	1.9 J (0.16)	37.3 (0.16)	51.6 J (0.16)	UJ (0.16)	U (0.16)	U (0.16)	U (0.16)
2-Butanone	U (0.59)	U (0.59)	UJ (0.59)	UJ (0.59)	U (0.59)	U (0.59)	U (0.59)
Carbon Disulfide	0.46 J (0.12)	U (0.12)	UJ (0.12)	UJ (0.12)	0.25 J (0.12)	0.19 J (0.12)	U (0.12)
Chlorobenzene	U (0.21)	U (0.21)	UJ (0.21)	UJ (0.21)	U (0.21)	U (0.21)	U (0.21)
Chloroethane	U (0.15)	U (0.15)	0.82 J (0.15)	UJ (0.15)	U (0.15)	U (0.15)	U (0.15)
Chloroform	2.9 (0.14)	0.15 J (0.14)	1.5 J (0.14)	1.7 J (0.14)	0.29 J (0.14)	0.38 J (0.14)	0.33 J (0.14)
Chloromethane	2.3 (0.080)	39.9 (0.080)	48.7 J (0.080)	UJ (0.080)	U (0.080)	U (0.080)	U (0.080)
Dibromochloromethane	U (0.21)	U (0.21)	UJ (0.21)	UJ (0.21)	U (0.21)	U (0.21)	U (0.21)
1,1-Dichloroethane	U (0.050)	U (0.050)	UJ (0.050)	UJ (0.050)	U (0.050)	U (0.050)	U (0.050)
1,2-Dichloroethane	U (0.12)	U (0.12)	0.16 J (0.12)	UJ (0.12)	U (0.12)	U (0.12)	U (0.12)
1,1-Dichloroethene	U (0.20)	U (0.20)	0.89 J (0.20)	UJ (0.20)	0.38 J (0.20)	0.26 J (0.20)	0.21 J (0.20)
cis-1,2-Dichloroethene	U (0.080)	1.0 (0.080)	UJ (0.080)	UJ (0.080)	U (0.080)	3.3 (0.080)	2.8 (0.080)
trans-1,2-Dichloroethene	U (0.20)	U (0.20)	UJ (0.20)	UJ (0.20)	U (0.20)	U (0.20)	U (0.20)
1,2-Dichloropropane	U (0.16)	U (0.16)	UJ (0.16)	UJ (0.16)	U (0.16)	U (0.16)	U (0.16)
Ethyl Benzene	U (0.18)	U (0.18)	UJ (0.18)	UJ (0.18)	U (0.18)	U (0.18)	U (0.18)
2-Hexanone	U (1.2)	U (1.2)	UJ (1.2)	UJ (1.2)	U (1.2)	U (1.2)	U (1.2)
4-Methyl-2-pentanone	U (0.42)	U (0.42)	UJ (0.42)	UJ (0.42)	U (0.42)	U (0.42)	U (0.42)
Methylene Chloride	U (0.15)	U (0.15)	UJ (0.15)	UJ (0.15)	0.32 J (0.15)	4.4 (0.15)	4.9 (0.15)
Tetrachloroethene	U (0.10)	U (0.10)	UJ (0.10)	UJ (0.10)	U (0.10)	U (0.10)	U (0.10)
Toluene	U (0.17)	U (0.17)	UJ (0.17)	UJ (0.17)	U (0.17)	U (0.17)	U (0.17)
Trichloroethene	3.5 (0.17)	33.7 (0.17)	UJ (0.17)	UJ (0.17)	U (0.17)	40.4 (0.17)	43.0 (0.17)
Vinyl Chloride	U (0.13)	U (0.13)	UJ (0.13)	UJ (0.13)	U (0.13)	U (0.13)	U (0.13)

Notes:

1 All concentrations are presented in µg/L (ppb).

2 Only chemicals with at least one detection in any water, soil vapor, or air sample are shown.

U = Not detected
J = Estimated concentration
( ) = Detection limit
µg/L = Micrograms per liter

TABLE 2a
THIRD QUARTER 2015 GROUNDWATER VOC DATA FOR MONITORING WELLS IN THE NEIGHBORHOOD
Whirlpool Facility - Fort Smith, Arkansas

Location	MW-46R	MW-46R	MW-50R	MW-55R	MW-56R	MW-57R	MW-58R
ENVIRON Sample ID	MW-46R-201507	DUP-05-201507	MW-50R-201507	MW-55R-201507	MW-56R-201507	MW-57R-201507	MW-58R-201507
Lab Sample ID	60198937015	60198937016	60198937027	60198856015	60198856012	60198856013	60198937014
Sample Date	7/21/2015	7/21/2015	7/21/2015	7/20/2015	7/20/2015	7/20/2015	7/21/2015
Comments		Field Duplicate					
Volatile Organic Compounds							
Acetone	U (1.9)	U (1.9)	U (1.9)	U (1.9)	U (1.9)	U (1.9)	U (1.9)
Benzene	U (0.060)	U (0.060)	U (0.060)	U (0.060)	0.14 J (0.060)	U (0.060)	U (0.060)
Bromoform	U (0.070)	U (0.070)	U (0.070)	U (0.070)	U (0.070)	U (0.070)	0.15 J (0.070)
Bromomethane	U (0.16)	U (0.16)	U (0.16)	0.33 J (0.16)	U (0.16)	U (0.16)	U (0.16)
2-Butanone	U (0.59)	U (0.59)	U (0.59)	U (0.59)	U (0.59)	U (0.59)	U (0.59)
Carbon Disulfide	U (0.12)	U (0.12)	U (0.12)	0.15 J (0.12)	U (0.12)	0.24 J (0.12)	U (0.12)
Chlorobenzene	U (0.21)	U (0.21)	U (0.21)	U (0.21)	U (0.21)	U (0.21)	U (0.21)
Chloroethane	U (0.15)	U (0.15)	U (0.15)	U (0.15)	U (0.15)	U (0.15)	U (0.15)
Chloroform	U (0.14)	U (0.14)	0.23 J (0.14)	4.7 (0.14)	4.0 (0.14)	1.5 (0.14)	1.5 (0.14)
Chloromethane	U (0.080)	U (0.080)	U (0.080)	U (0.080)	U (0.080)	U (0.080)	U (0.080)
Dibromochloromethane	U (0.21)	U (0.21)	U (0.21)	U (0.21)	U (0.21)	U (0.21)	U (0.21)
1,1-Dichloroethane	U (0.050)	U (0.050)	U (0.050)	U (0.050)	U (0.050)	U (0.050)	U (0.050)
1,2-Dichloroethane	U (0.12)	U (0.12)	U (0.12)	U (0.12)	U (0.12)	U (0.12)	U (0.12)
1,1-Dichloroethene	1.2 (0.20)	1.1 (0.20)	U (0.20)	0.26 J (0.20)	0.79 J (0.20)	1.7 (0.20)	1.6 (0.20)
cis-1,2-Dichloroethene	11.2 (0.080)	10.3 (0.080)	U (0.080)	0.42 J (0.080)	8.0 (0.080)	10.6 (0.080)	9.5 (0.080)
trans-1,2-Dichloroethene	1.2 (0.20)	1.1 (0.20)	U (0.20)	U (0.20)	0.71 J (0.20)	0.98 J (0.20)	0.96 J (0.20)
1,2-Dichloropropane	U (0.16)	U (0.16)	U (0.16)	U (0.16)	U (0.16)	U (0.16)	U (0.16)
Ethyl Benzene	U (0.18)	U (0.18)	U (0.18)	U (0.18)	U (0.18)	U (0.18)	U (0.18)
2-Hexanone	U (1.2)	U (1.2)	U (1.2)	U (1.2)	U (1.2)	U (1.2)	U (1.2)
4-Methyl-2-pentanone	U (0.42)	U (0.42)	U (0.42)	U (0.42)	U (0.42)	U (0.42)	U (0.42)
Methylene Chloride	U (0.15)	U (0.15)	U (0.15)	U (0.15)	U (0.15)	U (0.15)	U (0.15)
Tetrachloroethene	U (0.10)	U (0.10)	U (0.10)	U (0.10)	U (0.10)	U (0.10)	U (0.10)
Toluene	U (0.17)	U (0.17)	U (0.17)	U (0.17)	0.22 J (0.17)	U (0.17)	U (0.17)
Trichloroethene	460 (0.85)	444 (1.7)	0.22 J (0.17)	8.2 (0.17)	156 (0.17)	409 (0.85)	337 (0.85)
Vinyl Chloride	0.37 J (0.13)	0.40 J (0.13)	U (0.13)	0.13 J (0.13)	0.31 J (0.13)	0.53 J (0.13)	0.57 J (0.13)

Notes:

1 All concentrations are presented in µg/L (ppb).

2 Only chemicals with at least one detection in any water, soil vapor, or air sample are shown.

U = Not detected
J = Estimated concentration
( ) = Detection limit
µg/L = Micrograms per liter

TABLE 2a
THIRD QUARTER 2015 GROUNDWATER VOC DATA FOR MONITORING WELLS IN THE NEIGHBORHOOD
Whirlpool Facility - Fort Smith, Arkansas

Location	MW-60R	MW-61R	MW-62R	MW-63R	MW-65	MW-66	MW-67R
ENVIRON Sample ID	MW-60R-201507	MW-61R-201507	MW-62R-201507	MW-63R-201507	MW-65-201507	MW-66-201507	MW-67R-201507
Lab Sample ID	60198937024	60198937025	60198937012	60198937013	60198856009	60198856001	60198856002
Sample Date	7/21/2015	7/21/2015	7/21/2015	7/21/2015	7/20/2015	7/20/2015	7/20/2015
Comments							
Volatile Organic Compounds							
Acetone	U (1.9)	U (1.9)	U (1.9)	U (1.9)	62.1 (1.9)	U (1.9)	U (1.9)
Benzene	U (0.060)	U (0.060)	U (0.060)	U (0.060)	0.13 J (0.060)	U (0.060)	U (0.060)
Bromoform	U (0.070)	U (0.070)	U (0.070)	U (0.070)	5.0 (0.070)	U (0.070)	U (0.070)
Bromomethane	U (0.16)	U (0.16)	U (0.16)	0.53 J (0.16)	1.3 J (0.16)	U (0.16)	U (0.16)
2-Butanone	U (0.59)	U (0.59)	U (0.59)	U (0.59)	4.1 J (0.59)	U (0.59)	U (0.59)
Carbon Disulfide	U (0.12)	U (0.12)	0.14 J (0.12)	U (0.12)	U (0.12)	U (0.12)	U (0.12)
Chlorobenzene	U (0.21)	U (0.21)	U (0.21)	U (0.21)	U (0.21)	U (0.21)	U (0.21)
Chloroethane	U (0.15)	U (0.15)	U (0.15)	U (0.15)	U (0.15)	U (0.15)	U (0.15)
Chloroform	4.2 (0.14)	0.45 J (0.14)	7.6 (0.14)	3.7 (0.14)	U (0.14)	U (0.14)	2.1 (0.14)
Chloromethane	U (0.080)	U (0.080)	U (0.080)	U (0.080)	2.5 (0.080)	U (0.080)	U (0.080)
Dibromochloromethane	U (0.21)	U (0.21)	U (0.21)	U (0.21)	U (0.21)	U (0.21)	U (0.21)
1,1-Dichloroethane	U (0.050)	U (0.050)	U (0.050)	U (0.050)	U (0.050)	U (0.050)	U (0.050)
1,2-Dichloroethane	U (0.12)	U (0.12)	U (0.12)	U (0.12)	U (0.12)	U (0.12)	U (0.12)
1,1-Dichloroethene	U (0.20)	U (0.20)	U (0.20)	U (0.20)	U (0.20)	U (0.20)	U (0.20)
cis-1,2-Dichloroethene	U (0.080)	U (0.080)	U (0.080)	0.70 J (0.080)	0.38 J (0.080)	0.22 J (0.080)	U (0.080)
trans-1,2-Dichloroethene	U (0.20)	U (0.20)	U (0.20)	U (0.20)	U (0.20)	U (0.20)	U (0.20)
1,2-Dichloropropane	U (0.16)	U (0.16)	U (0.16)	U (0.16)	U (0.16)	U (0.16)	U (0.16)
Ethyl Benzene	U (0.18)	U (0.18)	U (0.18)	U (0.18)	U (0.18)	U (0.18)	U (0.18)
2-Hexanone	U (1.2)	U (1.2)	U (1.2)	U (1.2)	U (1.2)	U (1.2)	U (1.2)
4-Methyl-2-pentanone	U (0.42)	U (0.42)	U (0.42)	U (0.42)	U (0.42)	U (0.42)	U (0.42)
Methylene Chloride	U (0.15)	U (0.15)	U (0.15)	U (0.15)	U (0.15)	U (0.15)	U (0.15)
Tetrachloroethene	U (0.10)	U (0.10)	U (0.10)	U (0.10)	U (0.10)	U (0.10)	U (0.10)
Toluene	U (0.17)	U (0.17)	U (0.17)	U (0.17)	U (0.17)	U (0.17)	U (0.17)
Trichloroethene	U (0.17)	14.7 (0.17)	U (0.17)	5.6 (0.17)	26.3 (0.17)	3.3 (0.17)	U (0.17)
Vinyl Chloride	U (0.13)	U (0.13)	U (0.13)	U (0.13)	U (0.13)	U (0.13)	U (0.13)

Notes:

1 All concentrations are presented in µg/L (ppb).

2 Only chemicals with at least one detection in any water, soil vapor, or air sample are shown.

U = Not detected
J = Estimated concentration
( ) = Detection limit
µg/L = Micrograms per liter

TABLE 2a
THIRD QUARTER 2015 GROUNDWATER VOC DATA FOR MONITORING WELLS IN THE NEIGHBORHOOD
Whirlpool Facility - Fort Smith, Arkansas

Location	MW-68	MW-71	MW-81	MW-82	MW-96	MW-96	MW-97
ENVIRON Sample ID	MW-68-201507	MW-71-201507	MW-81-201507	MW-82-201507	MW-96-201507	DUP-06-201507	MW-97-201507
Lab Sample ID	60198856007	60198856004	60199015003	60199015004	60199189004	60199189005	60199189002
Sample Date	7/20/2015	7/20/2015	7/22/2015	7/22/2015	7/23/2015	7/23/2015	7/23/2015
Comments						Field Duplicate	
Volatile Organic Compounds							
Acetone	U (1.9)	U (1.9)	15.5 (1.9)	17.8 (1.9)	4.8 J (1.9)	U (1.9)	1.9 J (1.9)
Benzene	U (0.060)	U (0.060)	U (0.060)	0.11 J (0.060)	U (0.060)	U (0.060)	U (0.060)
Bromoform	U (0.070)	U (0.070)	2.8 (0.070)	U (0.070)	U (0.070)	U (0.070)	U (0.070)
Bromomethane	U (0.16)	U (0.16)	7.0 (0.16)	U (0.16)	U (0.16)	U (0.16)	U (0.16)
2-Butanone	U (0.59)	U (0.59)	U (0.59)	3.6 J (0.59)	U (0.59)	U (0.59)	U (0.59)
Carbon Disulfide	U (0.12)	U (0.12)	U (0.12)	1.1 J (0.12)	U (0.12)	U (0.12)	0.12 J (0.12)
Chlorobenzene	U (0.21)	U (0.21)	U (0.21)	U (0.21)	U (0.21)	U (0.21)	U (0.21)
Chloroethane	U (0.15)	U (0.15)	U (0.15)	U (0.15)	U (0.15)	U (0.15)	U (0.15)
Chloroform	U (0.14)	U (0.14)	0.24 J (0.14)	U (0.14)	U (0.14)	U (0.14)	U (0.14)
Chloromethane	U (0.080)	U (0.080)	3.6 (0.080)	U (0.080)	U (0.080)	U (0.080)	U (0.080)
Dibromochloromethane	U (0.21)	U (0.21)	0.22 J (0.21)	U (0.21)	U (0.21)	U (0.21)	U (0.21)
1,1-Dichloroethane	U (0.050)	U (0.050)	U (0.050)	U (0.050)	U (0.050)	U (0.050)	U (0.050)
1,2-Dichloroethane	U (0.12)	U (0.12)	U (0.12)	U (0.12)	U (0.12)	U (0.12)	U (0.12)
1,1-Dichloroethene	U (0.20)	1.4 (0.20)	1.2 (0.20)	U (0.20)	U (0.20)	U (0.20)	U (0.20)
cis-1,2-Dichloroethene	U (0.080)	5.3 (0.080)	7.7 (0.080)	U (0.080)	U (0.080)	U (0.080)	U (0.080)
trans-1,2-Dichloroethene	U (0.20)	U (0.20)	1.3 (0.20)	U (0.20)	U (0.20)	U (0.20)	U (0.20)
1,2-Dichloropropane	U (0.16)	U (0.16)	U (0.16)	U (0.16)	U (0.16)	U (0.16)	U (0.16)
Ethyl Benzene	U (0.18)	U (0.18)	U (0.18)	U (0.18)	U (0.18)	U (0.18)	U (0.18)
2-Hexanone	U (1.2)	U (1.2)	U (1.2)	U (1.2)	U (1.2)	U (1.2)	U (1.2)
4-Methyl-2-pentanone	U (0.42)	U (0.42)	U (0.42)	U (0.42)	U (0.42)	U (0.42)	U (0.42)
Methylene Chloride	U (0.15)	U (0.15)	U (0.15)	U (0.15)	U (0.15)	U (0.15)	U (0.15)
Tetrachloroethene	U (0.10)	U (0.10)	U (0.10)	U (0.10)	U (0.10)	U (0.10)	U (0.10)
Toluene	U (0.17)	U (0.17)	U (0.17)	U (0.17)	U (0.17)	U (0.17)	U (0.17)
Trichloroethene	U (0.17)	165 (0.17)	275 (0.85)	5.3 (0.17)	U (0.17)	U (0.17)	U (0.17)
Vinyl Chloride	U (0.13)	0.48 J (0.13)	U (0.13)	U (0.13)	U (0.13)	U (0.13)	U (0.13)

Notes:

1 All concentrations are presented in µg/L (ppb).

2 Only chemicals with at least one detection in any water, soil vapor, or air sample are shown.

U = Not detected
J = Estimated concentration
( ) = Detection limit
µg/L = Micrograms per liter

TABLE 2a
THIRD QUARTER 2015 GROUNDWATER VOC DATA FOR MONITORING WELLS IN THE NEIGHBORHOOD
Whirlpool Facility - Fort Smith, Arkansas

Location	MW-98	MW-99	MW-173	MW-174	MW-175	MW-176	MW-181
ENVIRON Sample ID	MW-98-201507	MW-99-201507	MW-173-201507	MW-174-201507	MW-175-201507	MW-176-201507	MW-181-201507
Lab Sample ID	60199189008	60199189007	60198937031	60198937029	60198943001	60198942001	60198937030
Sample Date	7/23/2015	7/23/2015	7/22/2015	7/21/2015	7/21/2015	7/21/2015	7/21/2015
Comments							
Volatile Organic Compounds							
Acetone	3.5 J (1.9)	2.1 J (1.9)	290 (1.9)	10 J (1.9)	121 (1.9)	6.6 J (1.9)	12.5 (1.9)
Benzene	U (0.060)	U (0.060)	0.49 J (0.060)	0.23 J (0.060)	0.26 J (0.060)	0.11 J (0.060)	U (0.060)
Bromoform	U (0.070)	U (0.070)	U (0.070)	U (0.070)	U (0.070)	U (0.070)	U (0.070)
Bromomethane	U (0.16)	U (0.16)	U (0.16)	U (0.16)	U (0.16)	U (0.16)	U (0.16)
2-Butanone	U (0.59)	U (0.59)	51.8 (0.59)	U (0.59)	12.1 (0.59)	U (0.59)	3.8 J (0.59)
Carbon Disulfide	U (0.12)	U (0.12)	0.19 J (0.12)	1.1 J (0.12)	U (0.12)	U (0.12)	0.98 J (0.12)
Chlorobenzene	U (0.21)	U (0.21)	U (0.21)	U (0.21)	U (0.21)	U (0.21)	U (0.21)
Chloroethane	U (0.15)	U (0.15)	U (0.15)	U (0.15)	U (0.15)	U (0.15)	U (0.15)
Chloroform	U (0.14)	U (0.14)	U (0.14)	U (0.14)	U (0.14)	U (0.14)	U (0.14)
Chloromethane	U (0.080)	U (0.080)	U (0.080)	U (0.080)	U (0.080)	U (0.080)	U (0.080)
Dibromochloromethane	U (0.21)	U (0.21)	U (0.21)	U (0.21)	U (0.21)	U (0.21)	U (0.21)
1,1-Dichloroethane	U (0.050)	U (0.050)	U (0.050)	U (0.050)	U (0.050)	U (0.050)	U (0.050)
1,2-Dichloroethane	U (0.12)	U (0.12)	U (0.12)	U (0.12)	U (0.12)	U (0.12)	U (0.12)
1,1-Dichloroethene	U (0.20)	U (0.20)	U (0.20)	U (0.20)	U (0.20)	2.6 (0.20)	U (0.20)
cis-1,2-Dichloroethene	U (0.080)	U (0.080)	U (0.080)	U (0.080)	0.32 J (0.080)	21.5 (0.080)	U (0.080)
trans-1,2-Dichloroethene	U (0.20)	U (0.20)	U (0.20)	U (0.20)	U (0.20)	2.5 (0.20)	U (0.20)
1,2-Dichloropropane	U (0.16)	U (0.16)	U (0.16)	U (0.16)	U (0.16)	U (0.16)	0.25 J (0.16)
Ethyl Benzene	U (0.18)	U (0.18)	U (0.18)	U (0.18)	U (0.18)	U (0.18)	U (0.18)
2-Hexanone	U (1.2)	U (1.2)	3.6 J (1.2)	U (1.2)	U (1.2)	U (1.2)	U (1.2)
4-Methyl-2-pentanone	U (0.42)	U (0.42)	2.4 J (0.42)	U (0.42)	0.54 J (0.42)	U (0.42)	U (0.42)
Methylene Chloride	U (0.15)	U (0.15)	U (0.15)	U (0.15)	U (0.15)	U (0.15)	U (0.15)
Tetrachloroethene	U (0.10)	U (0.10)	U (0.10)	U (0.10)	U (0.10)	0.14 J (0.10)	U (0.10)
Toluene	U (0.17)	U (0.17)	0.20 J (0.17)	0.25 J (0.17)	0.35 J (0.17)	3.8 (0.17)	U (0.17)
Trichloroethene	U (0.17)	U (0.17)	U (0.17)	U (0.17)	20.3 (0.17)	575 (1.7)	U (0.17)
Vinyl Chloride	U (0.13)	U (0.13)	U (0.13)	U (0.13)	U (0.13)	0.79 J (0.13)	U (0.13)

Notes:

1 All concentrations are presented in µg/L (ppb).

2 Only chemicals with at least one detection in any water, soil vapor, or air sample are shown.

U = Not detected
J = Estimated concentration
( ) = Detection limit
µg/L = Micrograms per liter

TABLE 2b
THIRD QUARTER 2015 GROUNDWATER VOC DATA FOR MONITORING WELLS SOUTH OF THE NEIGHBORHOOD
Whirlpool Facility - Fort Smith, Arkansas

Location	MW-33R	MW-33R	MW-178	MW-179	MW-180
ENVIRON Sample ID	MW-33R-201507	DUP-04-201507	MW-178-201507	MW-179-201507	MW-180-201507
Lab Sample ID	60199011001	60199011002	60199015007	60199015006	60199015002
Sample Date	7/22/2015	7/22/2015	7/22/2015	7/22/2015	7/22/2015
Comments		Field Duplicate			
Volatile Organic Compounds					
Acetone	U (1.9)	U (1.9)	10.4 (1.9)	5.1 J (1.9)	2.0 J (1.9)
Benzene	U (0.060)	U (0.060)	0.23 J (0.060)	0.17 J (0.060)	U (0.060)
Bromoform	0.76 J (0.070)	0.71 J (0.070)	U (0.070)	U (0.070)	U (0.070)
Bromomethane	U (0.16)	U (0.16)	U (0.16)	U (0.16)	U (0.16)
2-Butanone	U (0.59)	U (0.59)	U (0.59)	U (0.59)	U (0.59)
Carbon Disulfide	0.47 J (0.12)	0.44 J (0.12)	0.18 J (0.12)	0.18 J (0.12)	U (0.12)
Chlorobenzene	U (0.21)	U (0.21)	U (0.21)	U (0.21)	U (0.21)
Chloroethane	U (0.15)	U (0.15)	U (0.15)	U (0.15)	U (0.15)
Chloroform	0.23 J (0.14)	0.23 J (0.14)	U (0.14)	0.14 J (0.14)	U (0.14)
Chloromethane	U (0.080)	U (0.080)	U (0.080)	U (0.080)	U (0.080)
Dibromochloromethane	U (0.21)	U (0.21)	U (0.21)	U (0.21)	U (0.21)
1,1-Dichloroethane	U (0.050)	U (0.050)	U (0.050)	U (0.050)	U (0.050)
1,2-Dichloroethane	2.4 (0.12)	2.6 (0.12)	U (0.12)	U (0.12)	U (0.12)
1,1-Dichloroethene	0.26 J (0.20)	0.20 J (0.20)	0.28 J (0.20)	0.44 J (0.20)	0.34 J (0.20)
cis-1,2-Dichloroethene	6.8 (0.080)	6.1 (0.080)	1.1 (0.080)	1.1 (0.080)	3.0 (0.080)
trans-1,2-Dichloroethene	1.4 (0.20)	1.4 (0.20)	U (0.20)	U (0.20)	0.60 J (0.20)
1,2-Dichloropropane	U (0.16)	U (0.16)	U (0.16)	U (0.16)	U (0.16)
Ethyl Benzene	U (0.18)	U (0.18)	U (0.18)	U (0.18)	U (0.18)
2-Hexanone	U (1.2)	U (1.2)	U (1.2)	U (1.2)	U (1.2)
4-Methyl-2-pentanone	U (0.42)	U (0.42)	U (0.42)	U (0.42)	U (0.42)
Methylene Chloride	U (0.15)	U (0.15)	U (0.15)	U (0.15)	U (0.15)
Tetrachloroethene	U (0.10)	U (0.10)	U (0.10)	U (0.10)	U (0.10)
Toluene	U (0.17)	U (0.17)	U (0.17)	U (0.17)	U (0.17)
Trichloroethene	488 (1.7)	447 (0.85)	4.6 (0.17)	27.3 (0.17)	22.1 (0.17)
Vinyl Chloride	U (0.13)	U (0.13)	U (0.13)	U (0.13)	U (0.13)

Notes:

1 All concentrations are presented in µg/L (ppb).

2 Only chemicals with at least one detection in any water, soil vapor, or air sample are shown.

U = Not detected

J = Estimated concentration

( ) = Detection limit

µg/L = Micrograms per liter

RAMBOLL ENVIRON

TABLE 3a
THIRD QUARTER 2015 WATER DATA FROM SOIL VAPOR MONITORING POINTS
Whirlpool Facility - Fort Smith, Arkansas

Parcel	1	1	2	3	3	4	5	6
Location	VP-5	VP-6	VP-8	VP-9	VP-10	VP-12	VP-14	VP-15
ENVIRON Sample ID	VP-05-201507	VP-06-201507	VP-08-201507	VP-09-201507	VP-10-201507	VP-12-201507	VP-14-201507	VP-15-GW-20150701
Lab Sample ID	60199667001	60199667002	60199670001	60199641001	60199641002	60199668001	60199668002	60197643001
Collection Depth (ft bgs)	7.25 - 7.75	13.75-14.25	10.25-10.75	5.25-5.75	10.75-11.25	12.25-12.75	10.25-10.75	5.5 - 6
Sample Date	7/30/2015	7/30/2015	7/30/2015	7/30/2015	7/30/2015	7/30/2015	7/30/2015	7/1/2015
Comments								
Volatile Organic Compounds								
Acetone	168 (1.9)	33.3 (1.9)	169 (1.9)	74.2 (1.9)	16.6 (1.9)	4.4 J (1.9)	2.7 J (1.9)	6.1 J (1.9)
Benzene	0.59 J (0.060)	0.45 J (0.060)	0.39 J (0.060)	0.12 J (0.060)	0.44 J (0.060)	0.14 J (0.060)	U (0.060)	0.43 J (0.060)
Bromoform	U (0.070)	U (0.070)	U (0.070)	U (0.070)	U (0.070)	U (0.070)	U (0.070)	U (0.070)
Bromomethane	1.9 J (0.16)	U (0.16)	U (0.16)	U (0.16)	U (0.16)	0.36 J (0.16)	U (0.16)	U (0.16)
2-Butanone	33.9 (0.59)	4.6 J (0.59)	27.1 (0.59)	8.0 J (0.59)	3.2 J (0.59)	U (0.59)	U (0.59)	U (0.59)
Carbon Disulfide	0.42 J (0.12)	0.86 J (0.12)	U (0.12)	0.29 J (0.12)	0.23 J (0.12)	0.88 J (0.12)	0.18 J (0.12)	0.19 J (0.12)
Chlorobenzene	U (0.21)	U (0.21)	U (0.21)	U (0.21)	U (0.21)	U (0.21)	U (0.21)	U (0.21)
Chloroethane	0.96 J (0.15)	U (0.15)	U (0.15)	U (0.15)	U (0.15)	U (0.15)	U (0.15)	U (0.15)
Chloroform	0.53 J (0.14)	U (0.14)	0.18 J (0.14)	0.63 J (0.14)	10.5 (0.14)	0.35 J (0.14)	0.51 J (0.14)	U (0.14)
Chloromethane	U (0.080)	U (0.080)	0.23 J (0.080)	U (0.080)	U (0.080)	U (0.080)	U (0.080)	U (0.080)
Dibromochloromethane	U (0.21)	U (0.21)	U (0.21)	U (0.21)	U (0.21)	U (0.21)	U (0.21)	U (0.21)
1,1-Dichloroethane	U (0.050)	U (0.050)	U (0.050)	U (0.050)	U (0.050)	U (0.050)	U (0.050)	U (0.050)
1,2-Dichloroethane	U (0.12)	U (0.12)	U (0.12)	U (0.12)	U (0.12)	U (0.12)	U (0.12)	U (0.12)
1,1-Dichloroethene	0.22 J (0.20)	U (0.20)	U (0.20)	U (0.20)	U (0.20)	U (0.20)	0.53 J (0.20)	U (0.20)
cis-1,2-Dichloroethene	U (0.080)	0.20 J (0.080)	U (0.080)	U (0.080)	0.34 J (0.080)	U (0.080)	2.1 (0.080)	0.18 J (0.080)
trans-1,2-Dichloroethene	U (0.20)	U (0.20)	U (0.20)	U (0.20)	U (0.20)	U (0.20)	0.33 J (0.20)	U (0.20)
1,2-Dichloropropane	U (0.16)	U (0.16)	U (0.16)	U (0.16)	U (0.16)	U (0.16)	U (0.16)	U (0.16)
Ethyl Benzene	U (0.18)	U (0.18)	U (0.18)	0.51 J (0.18)	U (0.18)	U (0.18)	U (0.18)	U (0.18)
2-Hexanone	12.0 (1.2)	U (1.2)	8.6 J (1.2)	U (1.2)	U (1.2)	U (1.2)	U (1.2)	U (1.2)
4-Methyl-2-pentanone	2.3 J (0.42)	0.72 J (0.42)	1.3 J (0.42)	0.86 J (0.42)	0.55 J (0.42)	U (0.42)	U (0.42)	U (0.42)
Methylene Chloride	U (0.15)	U (0.15)	U (0.15)	U (0.15)	U (0.15)	U (0.15)	U (0.15)	U (0.15)
Tetrachloroethene	U (0.10)	U (0.10)	0.18 J (0.10)	0.26 J (0.10)	0.16 J (0.10)	U (0.10)	U (0.10)	U (0.10)
Toluene	0.36 J (0.17)	0.28 J (0.17)	0.34 J (0.17)	0.70 J (0.17)	1.5 (0.17)	U (0.17)	U (0.17)	U (0.17)
Trichloroethene	U (0.17)	0.76 J (0.17)	2.2 (0.17)	2.4 (0.17)	6.1 (0.17)	U (0.17)	55.6 (0.17)	U (0.17)
Vinyl Chloride	U (0.13)	U (0.13)	U (0.13)	U (0.13)	U (0.13)	U (0.13)	U (0.13)	0.24 J (0.13)

Notes:
1 All concentrations are presented in µg/L (ppb).
2 Only chemicals with at least one detection in any water, soil vapor, or air sample are shown.
U = Not detected
J = Estimated concentration
( ) = Method detection limit
µg/L = Micrograms per liter

TABLE 3b
THIRD QUARTER 2015 SOIL VAPOR DATA
Whirlpool Corporation; Fort Smith, Arkansas

Parcel	**2**
Location	**VP-7**
ENVIRON Sample ID	**VP-07-201507**
Lab Sample ID	**P1503194-001**
Collection Depth (ft bgs)	**5.5**
Sample Date	**7/30/2015**
Comments	
Volatile Organic Compounds	
1,1-Dichloroethane	2.2 (0.018)
1,2-Dichloroethane	1.2 (0.024)
1,1-Dichloroethene	3.5 (0.025)
cis-1,2-Dichloroethene	0.34 (0.026)
trans-1,2-Dichloroethene	0.78 (0.021)
Tetrachloroethene	0.94 (0.024)
Trichloroethene	4.2 (0.024)
Vinyl Chloride	7.0 (0.022)

Notes:

1 All concentrations are presented in µg/m^3.

2 Only analyzed chemicals with at least one detection in any water, soil vapor, or air sample are shown.

U = Not detected

J = Estimated concentration

( ) = Method detection limit

µg/L = Micrograms per liter

ft bgs = Feet below ground surface

TABLE 4
UPPER-BOUND VAPOR INTRUSION RISK ESTIMATES
BASED ON THIRD QUARTER 2015 GROUNDWATER DATA IN THE NEIGHBORHOOD
Whirlpool, Fort Smith, Arkansas

Chem Group	Chemical	CASRN	Maximum Detected Concentration in Groundwater in Neighborhood (mg/L)	Location of Maximum Detected Concentration in Groundwater in Neighborhood	Residential VI	
					Risk	HQ
VOC	Acetone	67-64-1	2.90E-01	MW-173		1.9E-06
VOC	Benzene	71-43-2	5.60E-04	MW-34R	2.5E-09	2.5E-05
VOC	Bromoform	75-25-2	5.00E-03	MW-65	5.3E-10	
VOC	Bromomethane	74-83-9	5.16E-02	MW-36R		1.6E-02
VOC	2-Butanone	78-93-3	5.18E-02	MW-173		2.0E-06
VOC	Carbon Disulfide	75-15-0	1.10E-03	MW-174		4.4E-06
VOC	Chloroethane	75-00-3	8.20E-04	MW-36R		2.6E-07
VOC	Chloroform	67-66-3	7.60E-03	MW-62R	9.1E-08	1.8E-04
VOC	Chloromethane	74-87-3	4.87E-02	MW-36R		8.5E-04
VOC	Dibromochloromethane	124-48-1	2.20E-04	MW-81		
VOC	1,2-Dichloroethane	107-06-2	1.60E-04	MW-36R	1.2E-09	1.5E-05
VOC	1,1-Dichloroethene	75-35-4	2.60E-03	MW-176		3.4E-05
VOC	cis-1,2-Dichloroethene	156-59-2	2.15E-02	MW-176		
VOC	trans-1,2-Dichloroethene	156-60-5	2.50E-03	MW-176		
VOC	1,2-Dichloropropane	78-87-5	2.50E-04	MW-181		5.4E-05
VOC	2-Hexanone	591-78-6	3.60E-03	MW-173		2.7E-05
VOC	4-Methyl-2-pentanone	108-10-1	2.40E-03	MW-173		1.8E-07
VOC	Methylene Chloride	75-09-2	4.90E-03	MW-41R	5.7E-11	8.7E-06
VOC	Tetrachloroethene	127-18-4	1.40E-04	MW-176	2.7E-11	6.0E-06
VOC	Toluene	108-88-3	3.80E-03	MW-176		9.7E-07
VOC	Trichloroethene	79-01-6	5.75E-01	MW-176	2.1E-06	4.4E-01
VOC	Vinyl Chloride	75-01-4	7.90E-04	MW-176	1.6E-08	2.5E-05

Cumulative Risk and HI:	2E-06	5E-01

Note:
Only VOCs detected in monitoring wells in the neighborhood are shown.
Detected concentrations are from samples collected from groundwater monitoring wells in the Third Quarter of 2015.
Risks were calculated using the model derived by Johnson & Ettinger (1991), as discussed in Section 3.3.1 of the April 2013 Revised Risk Management Plan.

TABLE 5
EVALUATION OF VOCS IN SOIL GAS AND WATER AT PARCELS IN THE NEIGHBORHOOD
Whirlpool, Fort Smith, Arkansas

Chem Group	Chemical	CASRN	Parcel 1				Parcel 2				Parcel 3				Parcel 4				Parcel 6			
			7.5 ft bgs		14 ft bgs		5.5 ft bgs		10.5 ft bgs		5.5 ft bgs		11 ft bgs		6 ft bgs		12 ft bgs		5.5 ft bgs		12 ft bgs	
			VP-5		VP-6		VP-7		VP-8		VP-9		VP-10		MW-181		MW-71		VP-15		MW-55R	
			Perched Water		Perched Water		Soil Vapor		Perched Water		Perched Water		Perched Water		Shallow Groundwater		Groundwater		Perched Water		Groundwater	
			Risk	HQ	Risk	HQ	Risk	HQ	Risk	HQ	Risk	HQ	Risk	HQ	Risk	HQ	Risk	HQ	Risk	HQ	Risk	HQ
VOC	Acetone	67-64-1		1.8E-06		1.9E-07				1.3E-06		1.1E-06		1.2E-07		1.7E-07				9.1E-08		
VOC	Benzene	71-43-2	2.7E-09	2.7E-05	1.9E-09	1.9E-05			1.7E-09	1.7E-05	5.9E-10	5.9E-06	2.0E-09	2.0E-05					2.1E-09	2.1E-05		
VOC	Bromomethane	74-83-9		6.1E-04																		1.0E-04
VOC	2-Butanone	78-93-3		2.1E-06		1.6E-07				1.2E-06		7.0E-07		1.4E-07		3.0E-07						
VOC	Carbon Disulfide	75-15-0		1.7E-06		3.4E-06						1.2E-06		9.1E-07		4.0E-06				7.8E-07		5.9E-07
VOC	Chloroethane	75-00-3		3.1E-07																		
VOC	Chloroform	67-66-3	6.7E-09	1.4E-05					2.2E-09	4.4E-06	8.5E-09	1.7E-05	1.3E-07	2.6E-04							5.6E-08	1.1E-04
VOC	Chloromethane	74-87-3								4.0E-06												
VOC	1,1-Dichloroethane	75-34-3						1.3E-04														
VOC	1,2-Dichloroethane	107-06-2					3.8E-07	4.9E-03														
VOC	1,1-Dichloroethene	75-35-4		2.9E-06				5.0E-04										1.8E-05				3.4E-06
VOC	1,2-Dichloropropane	78-87-5														6.2E-05						
VOC	Ethyl Benzene	100-41-4										6.7E-07										
VOC	2-Hexanone	591-78-6		1.3E-04						7.0E-05												
VOC	4-Methyl-2-pentanone	108-10-1		2.4E-07		5.0E-08				1.1E-07		1.2E-07		4.4E-08								
VOC	Tetrachloroethene	127-18-4					3.0E-09	6.8E-04	3.4E-11	7.7E-06	5.2E-11	1.2E-05	3.1E-11	6.9E-06								
VOC	Toluene	108-88-3		9.6E-08		7.1E-08				8.8E-08		2.0E-07		3.9E-07								
VOC	Trichloroethene	79-01-6			2.8E-09	5.8E-04	2.9E-07	6.0E-02	8.2E-09	1.7E-03	9.6E-09	2.0E-03	2.3E-08	4.7E-03			6.1E-07	1.3E-01			3.0E-08	6.3E-03
VOC	Vinyl Chloride	75-01-4					1.3E-06	2.0E-03									9.8E-09	1.5E-05	5.1E-09	7.9E-06	2.7E-09	4.1E-06
	Cumulative Risk and HI:		9E-09	8E-04	5E-09	6E-04	2E-06	7E-02	1E-08	2E-03	2E-08	2E-03	2E-07	5E-03	ND	7E-05	6E-07	1E-01	7E-09	3E-05	9E-08	7E-03

Notes:
ND -- Not detected.
Only VOCs detected in the Third Quarter 2015 samples at locations listed on the table are shown.
Risk and HQ estimates were not calculated for detected chemicals with inadequate toxicity or physical/chemical parameters or where chemical concentrations were non-detect.
Risks based on soil vapor data were calculated using USEPA's default attenuation factor for subslab gas to indoor air of 0.03, as discussed in Section 6.8.2 of the April 2013 Revised Risk Management Plan.
Risks based on concentrations measured in groundwater were calculated using the model derived by Johnson & Ettinger (1991), as discussed in Section 3.3.1 of the April 2013 Revised Risk Management Plan.
Risks based on concentrations measured in water from the soil vapor ports or shallow groundwater were calculated using the same approach used for groundwater, except the depth was assumed to be the depth of the port or the depth of the screen, respectively, as discussed in Section 3 of the Third Quarter 2015 Vapor Intrusion Report.
Cumulative cancer risk and HI estimates were below Arkansas Department of Environmental Quality (ADEQ)'s risk limits (1E-5 and 1, respectively).

RAMBOLL ENVIRON

TABLE 6
EVALUATION OF VOCS IN SOIL GAS AND WATER AT PARCEL 5 (SOUTH OF NEIGHBORHOOD)
Whirlpool, Fort Smith, Arkansas

Chem Group	Chemical	CASRN	6.5 ft bgs MW-180 Shallow Groundwater		7.5 ft bgs MW-178 Shallow Groundwater		12 ft bgs MW-33R Groundwater	
			Risk	HQ	Risk	HQ	Risk	HQ
VOC	Acetone	67-64-1		2.5E-08		1.1E-07		
VOC	Benzene	71-43-2			1.1E-09	1.1E-05		
VOC	Bromoform	75-25-2					8.0E-11	
VOC	Carbon Disulfide	75-15-0				7.2E-07		1.9E-06
VOC	Chloroform	67-66-3					2.8E-09	5.6E-06
VOC	1,2-Dichloroethane	107-06-2					1.9E-08	2.5E-04
VOC	1,1-Dichloroethene	75-35-4		4.5E-06		3.7E-06		3.4E-06
VOC	cis-1,2-Dichloroethene	156-59-2						
VOC	trans-1,2-Dichloroethene	156-60-5						
VOC	Trichloroethene	79-01-6	8.7E-08	1.8E-02	1.8E-08	3.7E-03	1.8E-06	3.8E-01
	Cumulative Risk and HI:		9E-08	2E-02	2E-08	4E-03	2E-06	4E-01

Notes:

Only VOCs detected in the Third Quarter 2015 samples at locations listed on the table are shown.

Risk and HQ estimates were not calculated for detected chemicals with inadequate toxicity or physical/chemical parameters or where chemical concentrations were non-detect.

Risks based on concentrations measured in groundwater were calculated using the model derived by Johnson & Ettinger (1991), as discussed in Section 3.3.1 of the April 2013 Revised Risk Management Plan.

Risks based on concentrations measured in shallow groundwater were calculated using the same approach used for groundwater, except the depth was assumed to be the depth of the screen, as discussed in Section 3 of the Third Quarter 2015 Vapor Intrusion Report.

Cumulative cancer risk and HI estimates were below Arkansas Department of Environmental Quality (ADEQ)'s risk limits (1E-5 and 1, respectively).

Figures



FILE: D:\GIS\PROJECTS\WHIRLPOOL\DOCS\2015\2015_Q1_REPORT\Figure 2 - Q1 2015 Shallow Offsite Inv Locations - 20150715.mxd

RAMBOLL ENVIRON

SHALLOW GROUNDWATER MONITORING WELLS AND VAPOR POINTS SAMPLED DURING THIRD QUARTER 2015

Whirlpool Facility - Fort Smith, Arkansas

Figure 1

DRAFTED BY: KTS	DATE: 07/15/2015	PROJECT: 3436269

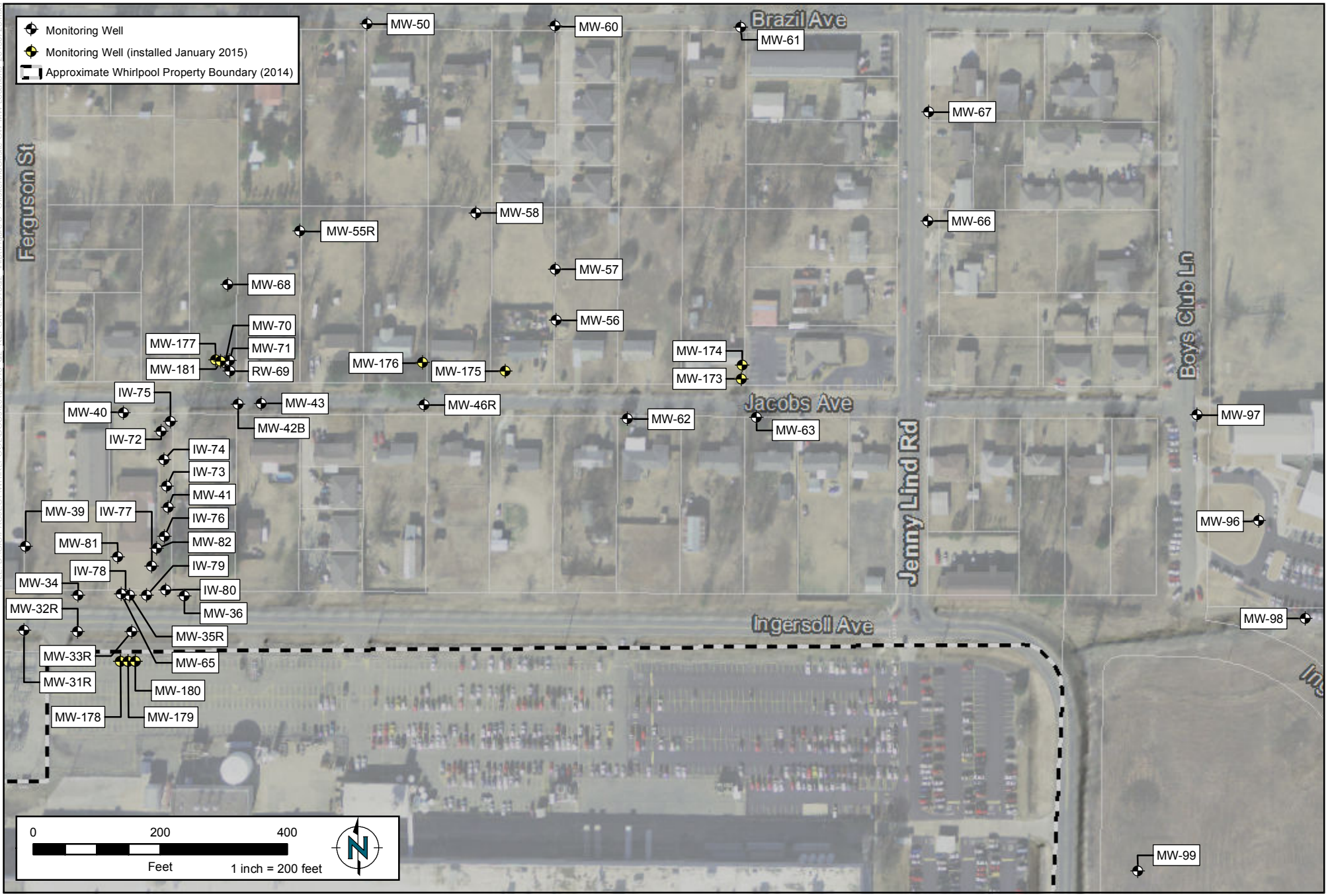

RAMBOLL ENVIRON

DRAFTED BY: KTS

DATE: 07/23/2015

GROUNDWATER MONITORING WELL LOCATIONS

Whirlpool Facility - Fort Smith, Arkansas

Figure 2

PROJECT: 3437470A

Appendix A
Laboratory Analytical Data

Pace Analytical Services, Inc.
9608 Loiret Blvd.
Lenexa, KS 66219
(913)599-5665

July 08, 2015

Wendy Stonestreet
Environ International Corporation
7500 College Blvd Ste 925
Overland Park, KS 66210

RE: Project: 3434425A
Pace Project No.: 60197643

Dear Wendy Stonestreet:
Enclosed are the analytical results for sample(s) received by the laboratory on July 02, 2015. The results relate only to the samples included in this report. Results reported herein conform to the most current TNI standards and the laboratory's Quality Assurance Manual, where applicable, unless otherwise noted in the body of the report.

If you have any questions concerning this report, please feel free to contact me.

Sincerely,

Colleen Clyne
colleen.clyne@pacelabs.com
Project Manager

Enclosures

cc: Tamara Gleason, ENVIRON International Corporation

This report shall not be reproduced, except in full,
without the written consent of Pace Analytical Services, Inc..

Pace Analytical Services, Inc.
9608 Loiret Blvd.
Lenexa, KS 66219
(913)599-5665

CERTIFICATIONS

Project: 3434425A
Pace Project No.: 60197643

Kansas Certification IDs
9608 Loiret Boulevard, Lenexa, KS 66219
WY STR Certification #: 2456.01
Arkansas Certification #: 13-012-0
Illinois Certification #: 003097
Iowa Certification #: 118
Kansas/NELAP Certification #: E-10116
Louisiana Certification #: 03055
Nevada Certification #: KS000212008A
Oklahoma Certification #: 9205/9935
Texas Certification #: T104704407
Utah Certification #: KS00021

This report shall not be reproduced, except in full,
without the written consent of Pace Analytical Services, Inc..

Pace Analytical Services, Inc.
9608 Loiret Blvd.
Lenexa, KS 66219
(913)599-5665

SAMPLE SUMMARY

Project: 3434425A
Pace Project No.: 60197643

Lab ID	Sample ID	Matrix	Date Collected	Date Received
60197643001	**VP-15-GW-20150701**	Water	07/01/15 15:30	07/02/15 08:25
60197643002	**TRIPBLANK-01-20150701**	Water	07/01/15 15:30	07/02/15 08:25

This report shall not be reproduced, except in full,
without the written consent of Pace Analytical Services, Inc..

Pace Analytical Services, Inc.
9608 Loiret Blvd.
Lenexa, KS 66219
(913)599-5665

SAMPLE ANALYTE COUNT

Project: 3434425A
Pace Project No.: 60197643

Lab ID	Sample ID	Method	Analysts	Analytes Reported
60197643001	**VP-15-GW-20150701**	EPA 5030B/8260	PGH	38
60197643002	**TRIPBLANK-01-20150701**	EPA 5030B/8260	PGH	38

REPORT OF LABORATORY ANALYSIS

This report shall not be reproduced, except in full,
without the written consent of Pace Analytical Services, Inc..

Pace Analytical Services, Inc.
9608 Loiret Blvd.
Lenexa, KS 66219
(913)599-5665

PROJECT NARRATIVE

Project: 3434425A
Pace Project No.: 60197643

Method: **EPA 5030B/8260**
Description: 8260 MSV
Client: Environ_AR
Date: July 08, 2015

General Information:
2 samples were analyzed for EPA 5030B/8260. All samples were received in acceptable condition with any exceptions noted below or on the chain-of custody and/or the sample condition upon receipt form (SCUR) attached at the end of this report.

Hold Time:
The samples were analyzed within the method required hold times with any exceptions noted below.

Initial Calibrations (including MS Tune as applicable):
All criteria were within method requirements with any exceptions noted below.

Continuing Calibration:
All criteria were within method requirements with any exceptions noted below.

Internal Standards:
All internal standards were within QC limits with any exceptions noted below.

Surrogates:
All surrogates were within QC limits with any exceptions noted below.

Method Blank:
All analytes were below the report limit in the method blank, where applicable, with any exceptions noted below.

Laboratory Control Spike:
All laboratory control spike compounds were within QC limits with any exceptions noted below.

Matrix Spikes:
All percent recoveries and relative percent differences (RPDs) were within acceptance criteria with any exceptions noted below.

QC Batch: MSV/70457

A matrix spike/matrix spike duplicate was not performed due to insufficient sample volume.

Additional Comments:

This data package has been reviewed for quality and completeness and is approved for release.

This report shall not be reproduced, except in full,
without the written consent of Pace Analytical Services, Inc..

Pace Analytical Services, Inc.
9608 Loiret Blvd.
Lenexa, KS 66219
(913)599-5665

ANALYTICAL RESULTS

Project: 3434425A
Pace Project No.: 60197643

Sample: VP-15-GW-20150701 **Lab ID: 60197643001** Collected: 07/01/15 15:30 Received: 07/02/15 08:25 Matrix: Water

Parameters	Results	Units	Report Limit	MDL	DF	Prepared	Analyzed	CAS No.	Qual
8260 MSV	Analytical Method: EPA 5030B/8260								
Acetone	**6.1J**	ug/L	10.0	1.9	1		07/07/15 18:36	67-64-1	
Benzene	**0.43J**	ug/L	1.0	0.060	1		07/07/15 18:36	71-43-2	
Bromodichloromethane	ND	ug/L	1.0	0.19	1		07/07/15 18:36	75-27-4	
Bromoform	ND	ug/L	1.0	0.070	1		07/07/15 18:36	75-25-2	
Bromomethane	ND	ug/L	5.0	0.16	1		07/07/15 18:36	74-83-9	
2-Butanone (MEK)	ND	ug/L	10.0	0.59	1		07/07/15 18:36	78-93-3	
Carbon disulfide	**0.19J**	ug/L	5.0	0.12	1		07/07/15 18:36	75-15-0	
Carbon tetrachloride	ND	ug/L	1.0	0.18	1		07/07/15 18:36	56-23-5	
Chlorobenzene	ND	ug/L	1.0	0.21	1		07/07/15 18:36	108-90-7	
Chloroethane	ND	ug/L	1.0	0.15	1		07/07/15 18:36	75-00-3	
Chloroform	ND	ug/L	1.0	0.14	1		07/07/15 18:36	67-66-3	
Chloromethane	ND	ug/L	1.0	0.080	1		07/07/15 18:36	74-87-3	
Dibromochloromethane	ND	ug/L	1.0	0.21	1		07/07/15 18:36	124-48-1	
1,1-Dichloroethane	ND	ug/L	1.0	0.050	1		07/07/15 18:36	75-34-3	
1,2-Dichloroethane	ND	ug/L	1.0	0.12	1		07/07/15 18:36	107-06-2	
1,1-Dichloroethene	ND	ug/L	1.0	0.20	1		07/07/15 18:36	75-35-4	
cis-1,2-Dichloroethene	**0.18J**	ug/L	1.0	0.080	1		07/07/15 18:36	156-59-2	
trans-1,2-Dichloroethene	ND	ug/L	1.0	0.20	1		07/07/15 18:36	156-60-5	
1,2-Dichloropropane	ND	ug/L	1.0	0.16	1		07/07/15 18:36	78-87-5	
cis-1,3-Dichloropropene	ND	ug/L	1.0	0.14	1		07/07/15 18:36	10061-01-5	
trans-1,3-Dichloropropene	ND	ug/L	1.0	0.12	1		07/07/15 18:36	10061-02-6	
Ethylbenzene	ND	ug/L	1.0	0.18	1		07/07/15 18:36	100-41-4	
2-Hexanone	ND	ug/L	10.0	1.2	1		07/07/15 18:36	591-78-6	
Methylene chloride	ND	ug/L	1.0	0.15	1		07/07/15 18:36	75-09-2	
4-Methyl-2-pentanone (MIBK)	ND	ug/L	10.0	0.42	1		07/07/15 18:36	108-10-1	
Styrene	ND	ug/L	1.0	0.12	1		07/07/15 18:36	100-42-5	
1,1,2,2-Tetrachloroethane	ND	ug/L	1.0	0.15	1		07/07/15 18:36	79-34-5	
Tetrachloroethene	ND	ug/L	1.0	0.10	1		07/07/15 18:36	127-18-4	
Toluene	ND	ug/L	1.0	0.17	1		07/07/15 18:36	108-88-3	
1,1,1-Trichloroethane	ND	ug/L	1.0	0.11	1		07/07/15 18:36	71-55-6	
1,1,2-Trichloroethane	ND	ug/L	1.0	0.20	1		07/07/15 18:36	79-00-5	
Trichloroethene	ND	ug/L	1.0	0.17	1		07/07/15 18:36	79-01-6	
Vinyl chloride	**0.24J**	ug/L	1.0	0.13	1		07/07/15 18:36	75-01-4	
Xylene (Total)	ND	ug/L	3.0	0.42	1		07/07/15 18:36	1330-20-7	
Surrogates									
4-Bromofluorobenzene (S)	103	%	80-120		1		07/07/15 18:36	460-00-4	
1,2-Dichloroethane-d4 (S)	98	%	80-120		1		07/07/15 18:36	17060-07-0	
Toluene-d8 (S)	96	%	80-120		1		07/07/15 18:36	2037-26-5	
Preservation pH	**1.0**		0.10	0.10	1		07/07/15 18:36		

REPORT OF LABORATORY ANALYSIS

This report shall not be reproduced, except in full,
without the written consent of Pace Analytical Services, Inc..

Pace Analytical Services, Inc.
9608 Loiret Blvd.
Lenexa, KS 66219
(913)599-5665

ANALYTICAL RESULTS

Project: 3434425A
Pace Project No.: 60197643

Sample: TRIPBLANK-01-20150701 **Lab ID: 60197643002** Collected: 07/01/15 15:30 Received: 07/02/15 08:25 Matrix: Water

Parameters	Results	Units	Report Limit	MDL	DF	Prepared	Analyzed	CAS No.	Qual
8260 MSV	Analytical Method: EPA 5030B/8260								
Acetone	**2.0J**	ug/L	10.0	1.9	1		07/07/15 15:53	67-64-1	
Benzene	ND	ug/L	1.0	0.060	1		07/07/15 15:53	71-43-2	
Bromodichloromethane	ND	ug/L	1.0	0.19	1		07/07/15 15:53	75-27-4	
Bromoform	ND	ug/L	1.0	0.070	1		07/07/15 15:53	75-25-2	
Bromomethane	ND	ug/L	5.0	0.16	1		07/07/15 15:53	74-83-9	
2-Butanone (MEK)	ND	ug/L	10.0	0.59	1		07/07/15 15:53	78-93-3	
Carbon disulfide	ND	ug/L	5.0	0.12	1		07/07/15 15:53	75-15-0	
Carbon tetrachloride	ND	ug/L	1.0	0.18	1		07/07/15 15:53	56-23-5	
Chlorobenzene	ND	ug/L	1.0	0.21	1		07/07/15 15:53	108-90-7	
Chloroethane	ND	ug/L	1.0	0.15	1		07/07/15 15:53	75-00-3	
Chloroform	ND	ug/L	1.0	0.14	1		07/07/15 15:53	67-66-3	
Chloromethane	ND	ug/L	1.0	0.080	1		07/07/15 15:53	74-87-3	
Dibromochloromethane	ND	ug/L	1.0	0.21	1		07/07/15 15:53	124-48-1	
1,1-Dichloroethane	ND	ug/L	1.0	0.050	1		07/07/15 15:53	75-34-3	
1,2-Dichloroethane	ND	ug/L	1.0	0.12	1		07/07/15 15:53	107-06-2	
1,1-Dichloroethene	ND	ug/L	1.0	0.20	1		07/07/15 15:53	75-35-4	
cis-1,2-Dichloroethene	ND	ug/L	1.0	0.080	1		07/07/15 15:53	156-59-2	
trans-1,2-Dichloroethene	ND	ug/L	1.0	0.20	1		07/07/15 15:53	156-60-5	
1,2-Dichloropropane	ND	ug/L	1.0	0.16	1		07/07/15 15:53	78-87-5	
cis-1,3-Dichloropropene	ND	ug/L	1.0	0.14	1		07/07/15 15:53	10061-01-5	
trans-1,3-Dichloropropene	ND	ug/L	1.0	0.12	1		07/07/15 15:53	10061-02-6	
Ethylbenzene	ND	ug/L	1.0	0.18	1		07/07/15 15:53	100-41-4	
2-Hexanone	ND	ug/L	10.0	1.2	1		07/07/15 15:53	591-78-6	
Methylene chloride	ND	ug/L	1.0	0.15	1		07/07/15 15:53	75-09-2	
4-Methyl-2-pentanone (MIBK)	ND	ug/L	10.0	0.42	1		07/07/15 15:53	108-10-1	
Styrene	ND	ug/L	1.0	0.12	1		07/07/15 15:53	100-42-5	
1,1,2,2-Tetrachloroethane	ND	ug/L	1.0	0.15	1		07/07/15 15:53	79-34-5	
Tetrachloroethene	ND	ug/L	1.0	0.10	1		07/07/15 15:53	127-18-4	
Toluene	ND	ug/L	1.0	0.17	1		07/07/15 15:53	108-88-3	
1,1,1-Trichloroethane	ND	ug/L	1.0	0.11	1		07/07/15 15:53	71-55-6	
1,1,2-Trichloroethane	ND	ug/L	1.0	0.20	1		07/07/15 15:53	79-00-5	
Trichloroethene	ND	ug/L	1.0	0.17	1		07/07/15 15:53	79-01-6	
Vinyl chloride	ND	ug/L	1.0	0.13	1		07/07/15 15:53	75-01-4	
Xylene (Total)	ND	ug/L	3.0	0.42	1		07/07/15 15:53	1330-20-7	
Surrogates									
4-Bromofluorobenzene (S)	102	%	80-120		1		07/07/15 15:53	460-00-4	
1,2-Dichloroethane-d4 (S)	98	%	80-120		1		07/07/15 15:53	17060-07-0	
Toluene-d8 (S)	94	%	80-120		1		07/07/15 15:53	2037-26-5	
Preservation pH	**1.0**		0.10	0.10	1		07/07/15 15:53		

REPORT OF LABORATORY ANALYSIS

This report shall not be reproduced, except in full,
without the written consent of Pace Analytical Services, Inc..

Pace Analytical Services, Inc.
9608 Loiret Blvd.
Lenexa, KS 66219
(913)599-5665

QUALITY CONTROL DATA

Project: 3434425A
Pace Project No.: 60197643

QC Batch: MSV/70457 Analysis Method: EPA 5030B/8260
QC Batch Method: EPA 5030B/8260 Analysis Description: 8260 MSV Water 10 mL Purge
Associated Lab Samples: 60197643001, 60197643002

METHOD BLANK: 1596568 Matrix: Water
Associated Lab Samples: 60197643001, 60197643002

Parameter	Units	Blank Result	Reporting Limit	Analyzed	Qualifiers
1,1,1-Trichloroethane	ug/L	ND	1.0	07/07/15 15:38	
1,1,2,2-Tetrachloroethane	ug/L	ND	1.0	07/07/15 15:38	
1,1,2-Trichloroethane	ug/L	ND	1.0	07/07/15 15:38	
1,1-Dichloroethane	ug/L	ND	1.0	07/07/15 15:38	
1,1-Dichloroethene	ug/L	ND	1.0	07/07/15 15:38	
1,2-Dichloroethane	ug/L	ND	1.0	07/07/15 15:38	
1,2-Dichloropropane	ug/L	ND	1.0	07/07/15 15:38	
2-Butanone (MEK)	ug/L	ND	10.0	07/07/15 15:38	
2-Hexanone	ug/L	ND	10.0	07/07/15 15:38	
4-Methyl-2-pentanone (MIBK)	ug/L	ND	10.0	07/07/15 15:38	
Acetone	ug/L	ND	10.0	07/07/15 15:38	
Benzene	ug/L	ND	1.0	07/07/15 15:38	
Bromodichloromethane	ug/L	ND	1.0	07/07/15 15:38	
Bromoform	ug/L	ND	1.0	07/07/15 15:38	
Bromomethane	ug/L	ND	5.0	07/07/15 15:38	
Carbon disulfide	ug/L	ND	5.0	07/07/15 15:38	
Carbon tetrachloride	ug/L	ND	1.0	07/07/15 15:38	
Chlorobenzene	ug/L	ND	1.0	07/07/15 15:38	
Chloroethane	ug/L	ND	1.0	07/07/15 15:38	
Chloroform	ug/L	ND	1.0	07/07/15 15:38	
Chloromethane	ug/L	ND	1.0	07/07/15 15:38	
cis-1,2-Dichloroethene	ug/L	ND	1.0	07/07/15 15:38	
cis-1,3-Dichloropropene	ug/L	ND	1.0	07/07/15 15:38	
Dibromochloromethane	ug/L	ND	1.0	07/07/15 15:38	
Ethylbenzene	ug/L	ND	1.0	07/07/15 15:38	
Methylene chloride	ug/L	ND	1.0	07/07/15 15:38	
Styrene	ug/L	ND	1.0	07/07/15 15:38	
Tetrachloroethene	ug/L	ND	1.0	07/07/15 15:38	
Toluene	ug/L	ND	1.0	07/07/15 15:38	
trans-1,2-Dichloroethene	ug/L	ND	1.0	07/07/15 15:38	
trans-1,3-Dichloropropene	ug/L	ND	1.0	07/07/15 15:38	
Trichloroethene	ug/L	ND	1.0	07/07/15 15:38	
Vinyl chloride	ug/L	ND	1.0	07/07/15 15:38	
Xylene (Total)	ug/L	ND	3.0	07/07/15 15:38	
1,2-Dichloroethane-d4 (S)	%	92	80-120	07/07/15 15:38	
4-Bromofluorobenzene (S)	%	103	80-120	07/07/15 15:38	
Toluene-d8 (S)	%	94	80-120	07/07/15 15:38	

Results presented on this page are in the units indicated by the "Units" column except where an alternate unit is presented to the right of the result.

REPORT OF LABORATORY ANALYSIS

This report shall not be reproduced, except in full,
without the written consent of Pace Analytical Services, Inc..

Pace Analytical Services, Inc.
9608 Loiret Blvd.
Lenexa, KS 66219
(913)599-5665

QUALITY CONTROL DATA

Project: 3434425A
Pace Project No.: 60197643

LABORATORY CONTROL SAMPLE: 1596569

Parameter	Units	Spike Conc.	LCS Result	LCS % Rec	% Rec Limits	Qualifiers
1,1,1-Trichloroethane	ug/L	20	20.9	104	80-120	
1,1,2,2-Tetrachloroethane	ug/L	20	19.2	96	73-121	
1,1,2-Trichloroethane	ug/L	20	19.6	98	80-120	
1,1-Dichloroethane	ug/L	20	21.5	107	80-120	
1,1-Dichloroethene	ug/L	20	20.3	102	80-120	
1,2-Dichloroethane	ug/L	20	21.6	108	81-120	
1,2-Dichloropropane	ug/L	20	21.2	106	80-120	
2-Butanone (MEK)	ug/L	100	106	106	67-122	
2-Hexanone	ug/L	100	106	106	75-121	
4-Methyl-2-pentanone (MIBK)	ug/L	100	111	111	76-120	
Acetone	ug/L	100	101	101	72-120	
Benzene	ug/L	20	21.8	109	80-120	
Bromodichloromethane	ug/L	20	20.2	101	80-120	
Bromoform	ug/L	20	19.8	99	73-138	
Bromomethane	ug/L	20	17.5	88	38-137	
Carbon disulfide	ug/L	20	19.8	99	71-129	
Carbon tetrachloride	ug/L	20	20.3	102	67-146	
Chlorobenzene	ug/L	20	19.6	98	80-120	
Chloroethane	ug/L	20	19.8	99	76-120	
Chloroform	ug/L	20	20.8	104	80-120	
Chloromethane	ug/L	20	21.1	105	34-165	
cis-1,2-Dichloroethene	ug/L	20	20.9	104	80-120	
cis-1,3-Dichloropropene	ug/L	20	20.0	100	80-120	
Dibromochloromethane	ug/L	20	19.5	98	80-126	
Ethylbenzene	ug/L	20	19.2	96	80-120	
Methylene chloride	ug/L	20	19.8	99	80-120	
Styrene	ug/L	20	19.7	99	80-123	
Tetrachloroethene	ug/L	20	19.5	97	80-123	
Toluene	ug/L	20	19.9	99	80-120	
trans-1,2-Dichloroethene	ug/L	20	20.0	100	80-120	
trans-1,3-Dichloropropene	ug/L	20	18.9	94	80-129	
Trichloroethene	ug/L	20	20.8	104	80-120	
Vinyl chloride	ug/L	20	20.7	103	62-125	
Xylene (Total)	ug/L	60	59.6	99	80-120	
1,2-Dichloroethane-d4 (S)	%			100	80-120	
4-Bromofluorobenzene (S)	%			101	80-120	
Toluene-d8 (S)	%			93	80-120	

Results presented on this page are in the units indicated by the "Units" column except where an alternate unit is presented to the right of the result.

REPORT OF LABORATORY ANALYSIS

This report shall not be reproduced, except in full,
without the written consent of Pace Analytical Services, Inc..

Pace Analytical Services, Inc.
9608 Loiret Blvd.
Lenexa, KS 66219
(913)599-5665

QUALIFIERS

Project: 3434425A
Pace Project No.: 60197643

DEFINITIONS

DF - Dilution Factor, if reported, represents the factor applied to the reported data due to dilution of the sample aliquot.

ND - Not Detected at or above adjusted reporting limit.

J - Estimated concentration above the adjusted method detection limit and below the adjusted reporting limit.

MDL - Adjusted Method Detection Limit.

PQL - Practical Quantitation Limit.

RL - Reporting Limit.

S - Surrogate

1,2-Diphenylhydrazine decomposes to and cannot be separated from Azobenzene using Method 8270. The result for each analyte is a combined concentration.

Consistent with EPA guidelines, unrounded data are displayed and have been used to calculate % recovery and RPD values.

LCS(D) - Laboratory Control Sample (Duplicate)

MS(D) - Matrix Spike (Duplicate)

DUP - Sample Duplicate

RPD - Relative Percent Difference

NC - Not Calculable.

SG - Silica Gel - Clean-Up

U - Indicates the compound was analyzed for, but not detected.

N-Nitrosodiphenylamine decomposes and cannot be separated from Diphenylamine using Method 8270. The result reported for each analyte is a combined concentration.

Pace Analytical is TNI accredited. Contact your Pace PM for the current list of accredited analytes.

TNI - The NELAC Institute.

BATCH QUALIFIERS

Batch: MSV/70457

[M5] A matrix spike/matrix spike duplicate was not performed for this batch due to insufficient sample volume.

This report shall not be reproduced, except in full,
without the written consent of Pace Analytical Services, Inc..

Pace Analytical Services, Inc.
9608 Loiret Blvd.
Lenexa, KS 66219
(913)599-5665

QUALITY CONTROL DATA CROSS REFERENCE TABLE

Project: 3434425A
Pace Project No.: 60197643

Lab ID	Sample ID	QC Batch Method	QC Batch	Analytical Method	Analytical Batch
60197643001	**VP-15-GW-20150701**	EPA 5030B/8260	MSV/70457		
60197643002	**TRIPBLANK-01-20150701**	EPA 5030B/8260	MSV/70457		

This report shall not be reproduced, except in full,
without the written consent of Pace Analytical Services, Inc..

Pace Analytical
www.pacelabs.com

Sample Condition Upon Receipt

WO# : 60197643

60197643

Client Name: Environ

Optional
Proj Due Date:
Proj Name:

Courier: FedEx ☒ UPS ☐ VIA ☐ Clay ☐ PEX ☐ ECI ☐ Pace ☐ Other ☐ Client ☐

Tracking #: 6113 5281 7316 Pace Shipping Label Used? Yes ☐ No ☐

Custody Seal on Cooler/Box Present: Yes ☒ No ☐ Seals intact: Yes ☒ No ☐

Packing Material: Bubble Wrap ☐ Bubble Bags ☐ Foam ☒ None ☐ Other ☐

Thermometer Used: CF +1.4 T-239 / (CF -0.5 T-262) **Type of Ice:** (Wet) Blue None ☐ Samples received on ice, cooling process has begun.
(circle one)

Cooler Temperature: 5.4

Date and initials of person examining contents: JB 7/2

Temperature should be above freezing to 6°C

Chain of Custody present:	☒Yes ☐No ☐N/A	1.
Chain of Custody filled out:	☒Yes ☐No ☐N/A	2.
Chain of Custody relinquished:	☒Yes ☐No ☐N/A	3.
Sampler name & signature on COC:	☒Yes ☐No ☐N/A	4.
Samples arrived within holding time:	☒Yes ☐No ☐N/A	5.
Short Hold Time analyses (<72hr):	☐Yes ☒No ☐N/A	6.
Rush Turn Around Time requested:	☐Yes ☒No ☐N/A	7.
Sufficient volume:	☒Yes ☐No ☐N/A	8.
Correct containers used:	☒Yes ☐No ☐N/A	
Pace containers used:	☒Yes ☐No ☐N/A	9.
Containers intact:	☒Yes ☐No ☐N/A	10.
Unpreserved 5035A soils frozen w/in 48hrs?	☐Yes ☐No ☒N/A	11.
Filtered volume received for dissolved tests?	☐Yes ☐No ☒N/A	12.
Sample labels match COC:	☒Yes ☐No ☐N/A	
Includes date/time/ID/analyses Matrix: WT		13.
All containers needing preservation have been checked.	☐Yes ☐No ☒N/A	
All containers needing preservation are found to be in compliance with EPA recommendation.	☐Yes ☐No ☒N/A	14.
Exceptions: (VOA) Coliform, O&G, WI-DRO (water)	☒Yes ☐No	Initial when completed / Lot # of added preservative
Trip Blank present:	☒Yes ☐No ☐N/A	
Pace Trip Blank lot # (if purchased): 6/15/15		15.
Headspace in VOA vials (>6mm):	☐Yes ☒No ☐N/A	16.
Project sampled in USDA Regulated Area:	☐Yes ☐No ☒N/A	17. List State:
Additional labels attached to 5035A vials in the field?	☐Yes ☐No ☒N/A	18.

Client Notification/ Resolution: Copy COC to Client? Y / (N) Field Data Required? Y / (N)

Person Contacted: Date/Time:

Comments/ Resolution: Emailed Wendy to confirm volatiles Compound list. CBC 07/02/15

Project Manager Review: CBC Date: 07/02/15

Pace Analytical®
www.pacelabs.com

CHAIN-OF-CUSTODY / Analytical Request Document

The Chain-of-Custody is a LEGAL DOCUMENT. All relevant fields must be completed accurately.

Page: 1 of 1

1781385

Section A Required Client Information:

Company:	ENVIRON
Address:	7500 College Blvd. STE925 Overland Park, KS 66210
Email To:	wstonestreet@environcorp.com
Phone: 913-553-5926	Fax:
Requested Due Date/TAT:	Standard

Section B Required Project Information:

Report To:	Wendy Stonestreet
Copy To:	Tamara Gleason tgleason@environcorp.com
Purchase Order No.:	
Project Name:	
Project Number:	34344254

Section C Invoice Information:

Attention:	Tamara Gleason
Company Name:	
Address:	
Pace Quote Reference:	
Pace Project Manager:	MJ Walls
Pace Profile #:	

REGULATORY AGENCY

☐ NPDES ☐ GROUND WATER ☐ DRINKING WATER
☐ UST ☐ RCRA ☐ OTHER _____

Site Location STATE: _____

Section D Required Client Information

SAMPLE ID (A-Z, 0-9 / ,-) Sample IDs MUST BE UNIQUE

Matrix Codes (MATRIX / CODE): Drinking Water DW; Water WT; Waste Water WW; Product P; Soil/Solid SL; Oil OL; Wipe WP; Air AR; Tissue TS; Other OT

ITEM #	SAMPLE ID	MATRIX CODE (see valid codes to left)	SAMPLE TYPE (G=GRAB C=COMP)	COLLECTED COMPOSITE START DATE	COLLECTED COMPOSITE START TIME	COLLECTED COMPOSITE END/GRAB DATE	COLLECTED COMPOSITE END/GRAB TIME	SAMPLE TEMP AT COLLECTION	# OF CONTAINERS	Preservatives: Unpreserved	H_2SO_4	HNO_3	HCl	NaOH	$Na_2S_2O_3$	Methanol	Other	Requested Analysis Filtered (Y/N) Y/N	Analysis Test: 8260 Client Specific	Residual Chlorine (Y/N)	Pace Project No./ Lab I.D.
1	VP-15-GW-20150701	WT	G			7/1/15	1530		3				X						X		(3) D6YH 001
2	TripBlank-01-20150701	WT							2				X						X		(2) D6YH 002
3																					
4																					
5																					
6																					
7																					
8																					
9																					
10																					
11																					
12																					

6019 7643

ADDITIONAL COMMENTS	RELINQUISHED BY / AFFILIATION	DATE	TIME	ACCEPTED BY / AFFILIATION	DATE	TIME	SAMPLE CONDITIONS: Temp in °C	Received on Ice (Y/N)	Custody Sealed Cooler (Y/N)	Samples Intact (Y/N)
	[signature]/ENVIRON	7/1/15	1640	[signature]	7/2	0825	5.4	Y	Y	Y

SAMPLER NAME AND SIGNATURE

PRINT Name of SAMPLER: Nick Zurweller

SIGNATURE of SAMPLER: [signature] DATE Signed (MM/DD/YY): 7/1/15

ORIGINAL

*Important Note: By signing this form you are accepting Pace's NET 30 day payment terms and agreeing to late charges of 1.5% per month for any invoices not paid within 30 days.

Pace Analytical Services, Inc.
9608 Loiret Blvd.
Lenexa, KS 66219
(913)599-5665

August 12, 2015

Wendy Stonestreet
Environ International Corporation
7500 College Blvd Ste 925
Overland Park, KS 66210

RE: Project: FORT SMITH, AR
Pace Project No.: 60198856

Dear Wendy Stonestreet:
Enclosed are the analytical results for sample(s) received by the laboratory between July 21, 2015 and July 22, 2015. The results relate only to the samples included in this report. Results reported herein conform to the most current TNI standards and the laboratory's Quality Assurance Manual, where applicable, unless otherwise noted in the body of the report.

If you have any questions concerning this report, please feel free to contact me.

Sincerely,

Colleen Clyne
colleen.clyne@pacelabs.com
Project Manager

Enclosures

cc: Tamara Gleason, ENVIRON International Corporation

This report shall not be reproduced, except in full,
without the written consent of Pace Analytical Services, Inc..

Pace Analytical Services, Inc.
9608 Loiret Blvd.
Lenexa, KS 66219
(913)599-5665

CERTIFICATIONS

Project: FORT SMITH, AR
Pace Project No.: 60198856

Kansas Certification IDs
9608 Loiret Boulevard, Lenexa, KS 66219
WY STR Certification #: 2456.01
Arkansas Certification #: 13-012-0
Illinois Certification #: 003097
Iowa Certification #: 118
Kansas/NELAP Certification #: E-10116
Louisiana Certification #: 03055
Nevada Certification #: KS000212008A
Oklahoma Certification #: 9205/9935
Texas Certification #: T104704407
Utah Certification #: KS00021

Dallas Certification IDs:
400 West Bethany Dr Suite 190, Allen, TX 75013
EPA# TX00074
Texas Certification #: T104704232-14-8
Kansas Certification #: E-10388
Arkansas Certification #: 88-0647
Oklahoma Certification #: 2014-055
Louisiana Certification #: 02007

This report shall not be reproduced, except in full,
without the written consent of Pace Analytical Services, Inc..

Pace Analytical Services, Inc.
9608 Loiret Blvd.
Lenexa, KS 66219
(913)599-5665

SAMPLE SUMMARY

Project: FORT SMITH, AR
Pace Project No.: 60198856

Lab ID	Sample ID	Matrix	Date Collected	Date Received
60198856001	MW-66-201507	Water	07/20/15 13:50	07/21/15 08:45
60198856002	MW-67R-201507	Water	07/20/15 15:55	07/21/15 08:45
60198856003	MW-36R-201507	Water	07/20/15 16:15	07/21/15 08:45
60198856004	MW-71-201507	Water	07/20/15 16:27	07/21/15 08:45
60198856005	EB-01-201507	Water	07/20/15 17:00	07/21/15 08:45
60198856006	MW-40R-201507	Water	07/20/15 14:30	07/21/15 08:45
60198856007	MW-68-201507	Water	07/20/15 14:15	07/21/15 08:45
60198856008	MW-39R-201507	Water	07/20/15 16:45	07/21/15 08:45
60198856009	MW-65-201507	Water	07/20/15 16:30	07/21/15 08:45
60198856010	TB-02-201507	Water	07/20/15 08:00	07/21/15 08:45
60198856011	TB-03-201507	Water	07/20/15 08:00	07/21/15 08:45
60198856012	MW-56R-201507	Water	07/20/15 14:05	07/22/15 08:55
60198856013	MW-57R-201507	Water	07/20/15 13:50	07/22/15 08:55
60198856014	IW-72-201507	Water	07/20/15 13:15	07/22/15 08:55
60198856015	MW-55R-201507	Water	07/20/15 16:05	07/22/15 08:55
60198856016	TB-01-201507	Water	07/20/15 08:00	07/22/15 08:55

This report shall not be reproduced, except in full,
without the written consent of Pace Analytical Services, Inc..

Pace Analytical Services, Inc.
9608 Loiret Blvd.
Lenexa, KS 66219
(913)599-5665

SAMPLE ANALYTE COUNT

Project: FORT SMITH, AR
Pace Project No.: 60198856

Lab ID	Sample ID	Method	Analysts	Analytes Reported	Laboratory
60198856001	**MW-66-201507**	EPA 8015 - Alcohol	PMS	1	PASI-D
		EPA 6010	NDJ	2	PASI-K
		EPA 5030B/8260	PGH	38	PASI-K
		SM 2320B	LDB	3	PASI-K
		SM 3500-Fe B#4	TJG	1	PASI-K
		SM 4500-H+B	TJG	1	PASI-K
		SM 4500-S-2 D	LDB	1	PASI-K
		EPA 300.0	AJM	2	PASI-K
		EPA 350.1	RAB	1	PASI-K
		EPA 353.2	RAB	3	PASI-K
		SM 4500-CO2 D	JMC1	1	PASI-K
		SM 5310C	ESM	1	PASI-K
		SM 4500-P E	BAF	1	PASI-D
60198856002	**MW-67R-201507**	EPA 8015 - Alcohol	PMS	1	PASI-D
		EPA 6010	NDJ	2	PASI-K
		EPA 5030B/8260	PGH	38	PASI-K
		SM 2320B	LDB	3	PASI-K
		SM 3500-Fe B#4	TJG	1	PASI-K
		SM 4500-H+B	TJG	1	PASI-K
		SM 4500-S-2 D	LDB	1	PASI-K
		EPA 300.0	AJM	2	PASI-K
		EPA 350.1	RAB	1	PASI-K
		EPA 353.2	RAB	3	PASI-K
		SM 4500-CO2 D	JMC1	1	PASI-K
		SM 5310C	ESM	1	PASI-K
		SM 4500-P E	BAF	1	PASI-D
60198856003	**MW-36R-201507**	EPA 8015 - Alcohol	PMS	1	PASI-D
		EPA 6010	NDJ	2	PASI-K
		EPA 5030B/8260	PGH	38	PASI-K
		SM 2320B	LDB	3	PASI-K
		SM 3500-Fe B#4	TJG	1	PASI-K
		SM 4500-H+B	TJG	1	PASI-K
		SM 4500-S-2 D	LDB	1	PASI-K
		EPA 300.0	AJM	2	PASI-K
		EPA 350.1	RAB	1	PASI-K
		EPA 353.2	RAB	3	PASI-K
		SM 4500-CO2 D	JMC1	1	PASI-K

This report shall not be reproduced, except in full,
without the written consent of Pace Analytical Services, Inc..

Pace Analytical Services, Inc.
9608 Loiret Blvd.
Lenexa, KS 66219
(913)599-5665

SAMPLE ANALYTE COUNT

Project: FORT SMITH, AR
Pace Project No.: 60198856

Lab ID	Sample ID	Method	Analysts	Analytes Reported	Laboratory
		SM 5310C	ESM	1	PASI-K
		SM 4500-P E	BAF	1	PASI-D
60198856004	**MW-71-201507**	EPA 8015 - Alcohol	PMS	1	PASI-D
		EPA 6010	NDJ	2	PASI-K
		EPA 5030B/8260	PGH	38	PASI-K
		SM 2320B	LDB	3	PASI-K
		SM 3500-Fe B#4	TJG	1	PASI-K
		SM 4500-H+B	TJG	1	PASI-K
		SM 4500-S-2 D	LDB	1	PASI-K
		EPA 300.0	AJM	2	PASI-K
		EPA 350.1	RAB	1	PASI-K
		EPA 353.2	RAB	3	PASI-K
		SM 4500-CO2 D	JMC1	1	PASI-K
		SM 5310C	ESM	1	PASI-K
		SM 4500-P E	BAF	1	PASI-D
60198856005	**EB-01-201507**	EPA 5030B/8260	PGH	38	PASI-K
60198856006	**MW-40R-201507**	EPA 8015 - Alcohol	PMS	1	PASI-D
		EPA 6010	NDJ	2	PASI-K
		EPA 5030B/8260	PGH	38	PASI-K
		SM 2320B	LDB	3	PASI-K
		SM 3500-Fe B#4	TJG	1	PASI-K
		SM 4500-H+B	TJG	1	PASI-K
		SM 4500-S-2 D	LDB	1	PASI-K
		EPA 300.0	AJM	2	PASI-K
		EPA 350.1	RAB	1	PASI-K
		EPA 353.2	RAB	3	PASI-K
		SM 4500-CO2 D	JMC1	1	PASI-K
		SM 5310C	ESM	1	PASI-K
		SM 4500-P E	BAF	1	PASI-D
60198856007	**MW-68-201507**	EPA 8015 - Alcohol	PMS	1	PASI-D
		EPA 6010	NDJ	2	PASI-K
		EPA 5030B/8260	PGH	38	PASI-K
		SM 2320B	LDB	3	PASI-K
		SM 3500-Fe B#4	TJG	1	PASI-K
		SM 4500-H+B	TJG	1	PASI-K
		SM 4500-S-2 D	LDB	1	PASI-K
		EPA 300.0	AJM	2	PASI-K

This report shall not be reproduced, except in full,
without the written consent of Pace Analytical Services, Inc..

Pace Analytical Services, Inc.
9608 Loiret Blvd.
Lenexa, KS 66219
(913)599-5665

SAMPLE ANALYTE COUNT

Project: FORT SMITH, AR
Pace Project No.: 60198856

Lab ID	Sample ID	Method	Analysts	Analytes Reported	Laboratory
		EPA 350.1	RAB	1	PASI-K
		EPA 353.2	RAB	3	PASI-K
		SM 4500-CO2 D	JMC1	1	PASI-K
		SM 5310C	ESM	1	PASI-K
		SM 4500-P E	BAF	1	PASI-D
60198856008	**MW-39R-201507**	EPA 8015 - Alcohol	PMS	1	PASI-D
		EPA 6010	NDJ	2	PASI-K
		EPA 5030B/8260	PGH	38	PASI-K
		SM 2320B	LDB	3	PASI-K
		SM 3500-Fe B#4	TJG	1	PASI-K
		SM 4500-H+B	TJG	1	PASI-K
		SM 4500-S-2 D	LDB	1	PASI-K
		EPA 300.0	AJM	2	PASI-K
		EPA 350.1	RAB	1	PASI-K
		EPA 353.2	RAB	3	PASI-K
		SM 4500-CO2 D	JMC1	1	PASI-K
		SM 5310C	ESM	1	PASI-K
		SM 4500-P E	BAF	1	PASI-D
60198856009	**MW-65-201507**	EPA 8015 - Alcohol	PMS	1	PASI-D
		EPA 6010	NDJ	2	PASI-K
		EPA 5030B/8260	PGH	38	PASI-K
		SM 2320B	LDB	3	PASI-K
		SM 3500-Fe B#4	TJG	1	PASI-K
		SM 4500-H+B	TJG	1	PASI-K
		SM 4500-S-2 D	LDB	1	PASI-K
		EPA 300.0	AJM	2	PASI-K
		EPA 350.1	RAB	1	PASI-K
		EPA 353.2	RAB	3	PASI-K
		SM 4500-CO2 D	JMC1	1	PASI-K
		SM 5310C	ESM	1	PASI-K
		SM 4500-P E	BAF	1	PASI-D
60198856010	**TB-02-201507**	EPA 5030B/8260	PGH	38	PASI-K
60198856011	**TB-03-201507**	EPA 5030B/8260	PGH	38	PASI-K
60198856012	**MW-56R-201507**	EPA 8015 - Alcohol	PMS	1	PASI-D
		EPA 6010	SMW	2	PASI-K
		EPA 5030B/8260	PGH	38	PASI-K
		SM 2320B	LDB	3	PASI-K

REPORT OF LABORATORY ANALYSIS

This report shall not be reproduced, except in full,
without the written consent of Pace Analytical Services, Inc..

Pace Analytical Services, Inc.
9608 Loiret Blvd.
Lenexa, KS 66219
(913)599-5665

SAMPLE ANALYTE COUNT

Project: FORT SMITH, AR
Pace Project No.: 60198856

Lab ID	Sample ID	Method	Analysts	Analytes Reported	Laboratory
		SM 3500-Fe B#4	TJG	1	PASI-K
		SM 4500-H+B	TJG	1	PASI-K
		SM 4500-S-2 D	LDB	1	PASI-K
		EPA 300.0	AJM	2	PASI-K
		EPA 350.1	RAB	1	PASI-K
		EPA 353.2	RAB	3	PASI-K
		SM 4500-CO2 D	JMC1	1	PASI-K
		SM 5310C	ESM	1	PASI-K
		SM 4500-P E	BAF	1	PASI-D
60198856013	**MW-57R-201507**	EPA 8015 - Alcohol	PMS	1	PASI-D
		EPA 6010	SMW	2	PASI-K
		EPA 5030B/8260	PGH	38	PASI-K
		SM 2320B	LDB	3	PASI-K
		SM 3500-Fe B#4	TJG	1	PASI-K
		SM 4500-H+B	TJG	1	PASI-K
		SM 4500-S-2 D	LDB	1	PASI-K
		EPA 300.0	AJM	2	PASI-K
		EPA 350.1	RAB	1	PASI-K
		EPA 353.2	RAB	3	PASI-K
		SM 4500-CO2 D	JMC1	1	PASI-K
		SM 5310C	ESM	1	PASI-K
		SM 4500-P E	BAF	1	PASI-D
60198856014	**IW-72-201507**	EPA 8015 - Alcohol	PMS	1	PASI-D
		EPA 6010	SMW	2	PASI-K
		EPA 5030B/8260	PGH	38	PASI-K
		SM 2320B	LDB	3	PASI-K
		SM 3500-Fe B#4	TJG	1	PASI-K
		SM 4500-H+B	TJG	1	PASI-K
		SM 4500-S-2 D	LDB	1	PASI-K
		EPA 300.0	AJM	2	PASI-K
		EPA 350.1	RAB	1	PASI-K
		EPA 353.2	RAB	3	PASI-K
		SM 4500-CO2 D	JMC1	1	PASI-K
		SM 5310C	ESM	1	PASI-K
		SM 4500-P E	BAF	1	PASI-D
60198856015	**MW-55R-201507**	EPA 8015 - Alcohol	PMS	1	PASI-D
		EPA 6010	SMW	2	PASI-K

This report shall not be reproduced, except in full,
without the written consent of Pace Analytical Services, Inc..

Pace Analytical Services, Inc.
9608 Loiret Blvd.
Lenexa, KS 66219
(913)599-5665

SAMPLE ANALYTE COUNT

Project: FORT SMITH, AR
Pace Project No.: 60198856

Lab ID	Sample ID	Method	Analysts	Analytes Reported	Laboratory
		EPA 5030B/8260	PGH	38	PASI-K
		SM 2320B	LDB	3	PASI-K
		SM 3500-Fe B#4	TJG	1	PASI-K
		SM 4500-H+B	TJG	1	PASI-K
		SM 4500-S-2 D	LDB	1	PASI-K
		EPA 300.0	AJM	2	PASI-K
		EPA 350.1	RAB	1	PASI-K
		EPA 353.2	RAB	3	PASI-K
		SM 4500-CO2 D	JMC1	1	PASI-K
		SM 5310C	ESM	1	PASI-K
		SM 4500-P E	BAF	1	PASI-D
60198856016	**TB-01-201507**	EPA 5030B/8260	PGH	38	PASI-K

This report shall not be reproduced, except in full,
without the written consent of Pace Analytical Services, Inc..

Pace Analytical Services, Inc.
9608 Loiret Blvd.
Lenexa, KS 66219
(913)599-5665

PROJECT NARRATIVE

Project: FORT SMITH, AR
Pace Project No.: 60198856

Date: August 12, 2015

Revised Report Rev_1. Updated sample ID on sample 60198856012 per client request.

This report shall not be reproduced, except in full,
without the written consent of Pace Analytical Services, Inc..

Pace Analytical Services, Inc.
9608 Loiret Blvd.
Lenexa, KS 66219
(913)599-5665

PROJECT NARRATIVE

Project: FORT SMITH, AR
Pace Project No.: 60198856

Method: **EPA 8015 - Alcohol**
Description: Alcohol by Direct Inject GCFID
Client: Environ_AR
Date: August 12, 2015

General Information:
12 samples were analyzed for EPA 8015 - Alcohol. All samples were received in acceptable condition with any exceptions noted below or on the chain-of custody and/or the sample condition upon receipt form (SCUR) attached at the end of this report.

Hold Time:
The samples were analyzed within the method required hold times with any exceptions noted below.

Initial Calibrations (including MS Tune as applicable):
All criteria were within method requirements with any exceptions noted below.

Continuing Calibration:
All criteria were within method requirements with any exceptions noted below.

Surrogates:
All surrogates were within QC limits with any exceptions noted below.

Method Blank:
All analytes were below the report limit in the method blank, where applicable, with any exceptions noted below.

Laboratory Control Spike:
All laboratory control spike compounds were within QC limits with any exceptions noted below.

Matrix Spikes:
All percent recoveries and relative percent differences (RPDs) were within acceptance criteria with any exceptions noted below.

Additional Comments:

This report shall not be reproduced, except in full,
without the written consent of Pace Analytical Services, Inc..

Pace Analytical Services, Inc.
9608 Loiret Blvd.
Lenexa, KS 66219
(913)599-5665

PROJECT NARRATIVE

Project: FORT SMITH, AR
Pace Project No.: 60198856

Method: **EPA 6010**
Description: 6010 MET ICP
Client: Environ_AR
Date: August 12, 2015

General Information:
12 samples were analyzed for EPA 6010. All samples were received in acceptable condition with any exceptions noted below or on the chain-of custody and/or the sample condition upon receipt form (SCUR) attached at the end of this report.

Hold Time:
The samples were analyzed within the method required hold times with any exceptions noted below.

Sample Preparation:
The samples were prepared in accordance with EPA 3010 with any exceptions noted below.

Initial Calibrations (including MS Tune as applicable):
All criteria were within method requirements with any exceptions noted below.

Continuing Calibration:
All criteria were within method requirements with any exceptions noted below.

Method Blank:
All analytes were below the report limit in the method blank, where applicable, with any exceptions noted below.

Laboratory Control Spike:
All laboratory control spike compounds were within QC limits with any exceptions noted below.

Matrix Spikes:
All percent recoveries and relative percent differences (RPDs) were within acceptance criteria with any exceptions noted below.

Additional Comments:

This report shall not be reproduced, except in full,
without the written consent of Pace Analytical Services, Inc..

Pace Analytical Services, Inc.
9608 Loiret Blvd.
Lenexa, KS 66219
(913)599-5665

PROJECT NARRATIVE

Project: FORT SMITH, AR
Pace Project No.: 60198856

Method: **EPA 5030B/8260**
Description: 8260 MSV
Client: Environ_AR
Date: August 12, 2015

General Information:
16 samples were analyzed for EPA 5030B/8260. All samples were received in acceptable condition with any exceptions noted below or on the chain-of custody and/or the sample condition upon receipt form (SCUR) attached at the end of this report.

Hold Time:
The samples were analyzed within the method required hold times with any exceptions noted below.

Initial Calibrations (including MS Tune as applicable):
All criteria were within method requirements with any exceptions noted below.

Continuing Calibration:
All criteria were within method requirements with any exceptions noted below.

Internal Standards:
All internal standards were within QC limits with any exceptions noted below.

Surrogates:
All surrogates were within QC limits with any exceptions noted below.

Method Blank:
All analytes were below the report limit in the method blank, where applicable, with any exceptions noted below.

QC Batch: MSV/70751

B: Analyte was detected in the associated method blank.
- BLANK for HBN 393870 [MSV/7075 (Lab ID: 1604790)
  - Acetone

Laboratory Control Spike:
All laboratory control spike compounds were within QC limits with any exceptions noted below.

Matrix Spikes:
All percent recoveries and relative percent differences (RPDs) were within acceptance criteria with any exceptions noted below.

QC Batch: MSV/70751

A matrix spike/matrix spike duplicate was not performed due to insufficient sample volume.

QC Batch: MSV/70753

A matrix spike/matrix spike duplicate was not performed due to insufficient sample volume.

QC Batch: MSV/70773

A matrix spike/matrix spike duplicate was not performed due to insufficient sample volume.

Additional Comments:

This report shall not be reproduced, except in full,
without the written consent of Pace Analytical Services, Inc..

Pace Analytical Services, Inc.
9608 Loiret Blvd.
Lenexa, KS 66219
(913)599-5665

PROJECT NARRATIVE

Project: FORT SMITH, AR
Pace Project No.: 60198856

Method: **SM 2320B**
Description: 2320B Alkalinity
Client: Environ_AR
Date: August 12, 2015

General Information:
12 samples were analyzed for SM 2320B. All samples were received in acceptable condition with any exceptions noted below or on the chain-of custody and/or the sample condition upon receipt form (SCUR) attached at the end of this report.

Hold Time:
The samples were analyzed within the method required hold times with any exceptions noted below.

Method Blank:
All analytes were below the report limit in the method blank, where applicable, with any exceptions noted below.

Laboratory Control Spike:
All laboratory control spike compounds were within QC limits with any exceptions noted below.

Matrix Spikes:
All percent recoveries and relative percent differences (RPDs) were within acceptance criteria with any exceptions noted below.

Duplicate Sample:
All duplicate sample results were within method acceptance criteria with any exceptions noted below.

Additional Comments:

This report shall not be reproduced, except in full,
without the written consent of Pace Analytical Services, Inc..

Pace Analytical Services, Inc.
9608 Loiret Blvd.
Lenexa, KS 66219
(913)599-5665

PROJECT NARRATIVE

Project: FORT SMITH, AR
Pace Project No.: 60198856

Method: **SM 3500-Fe B#4**
Description: Iron, Ferric (Calculation)
Client: Environ_AR
Date: August 12, 2015

General Information:
12 samples were analyzed for SM 3500-Fe B#4. All samples were received in acceptable condition with any exceptions noted below or on the chain-of custody and/or the sample condition upon receipt form (SCUR) attached at the end of this report.

Hold Time:
The samples were analyzed within the method required hold times with any exceptions noted below.

Method Blank:
All analytes were below the report limit in the method blank, where applicable, with any exceptions noted below.

Laboratory Control Spike:
All laboratory control spike compounds were within QC limits with any exceptions noted below.

Matrix Spikes:
All percent recoveries and relative percent differences (RPDs) were within acceptance criteria with any exceptions noted below.

Additional Comments:

Batch Comments:

Ferrous Iron performed in the field
- QC Batch: WET / 56403

This report shall not be reproduced, except in full,
without the written consent of Pace Analytical Services, Inc..

Pace Analytical Services, Inc.
9608 Loiret Blvd.
Lenexa, KS 66219
(913)599-5665

PROJECT NARRATIVE

Project: FORT SMITH, AR
Pace Project No.: 60198856

Method: **SM 4500-H+B**
Description: 4500H+ pH, Electrometric
Client: Environ_AR
Date: August 12, 2015

General Information:
12 samples were analyzed for SM 4500-H+B. All samples were received in acceptable condition with any exceptions noted below or on the chain-of custody and/or the sample condition upon receipt form (SCUR) attached at the end of this report.

Hold Time:
The samples were analyzed within the method required hold times with any exceptions noted below.

H6: Analysis initiated outside of the 15 minute EPA recommended holding time.
- IW-72-201507 (Lab ID: 60198856014)
- MW-36R-201507 (Lab ID: 60198856003)
- MW-39R-201507 (Lab ID: 60198856008)
- MW-40R-201507 (Lab ID: 60198856006)
- MW-55R-201507 (Lab ID: 60198856015)
- MW-56R-201507 (Lab ID: 60198856012)
- MW-57R-201507 (Lab ID: 60198856013)
- MW-65-201507 (Lab ID: 60198856009)
- MW-66-201507 (Lab ID: 60198856001)
- MW-67R-201507 (Lab ID: 60198856002)
- MW-68-201507 (Lab ID: 60198856007)
- MW-71-201507 (Lab ID: 60198856004)

Method Blank:
All analytes were below the report limit in the method blank, where applicable, with any exceptions noted below.

Laboratory Control Spike:
All laboratory control spike compounds were within QC limits with any exceptions noted below.

Matrix Spikes:
All percent recoveries and relative percent differences (RPDs) were within acceptance criteria with any exceptions noted below.

Additional Comments:

Analyte Comments:

QC Batch: WET/56404

1e: Field pH
- IW-72-201507 (Lab ID: 60198856014)
  - pH at 25 Degrees C
- MW-36R-201507 (Lab ID: 60198856003)
  - pH at 25 Degrees C
- MW-39R-201507 (Lab ID: 60198856008)
  - pH at 25 Degrees C
- MW-40R-201507 (Lab ID: 60198856006)
  - pH at 25 Degrees C
- MW-55R-201507 (Lab ID: 60198856015)
  - pH at 25 Degrees C

This report shall not be reproduced, except in full,
without the written consent of Pace Analytical Services, Inc..

Pace Analytical Services, Inc.
9608 Loiret Blvd.
Lenexa, KS 66219
(913)599-5665

PROJECT NARRATIVE

Project: FORT SMITH, AR
Pace Project No.: 60198856

Method: **SM 4500-H+B**
Description: 4500H+ pH, Electrometric
Client: Environ_AR
Date: August 12, 2015

Analyte Comments:

QC Batch: WET/56404

1e: Field pH

- MW-57R-201507 (Lab ID: 60198856013)
  - pH at 25 Degrees C
- MW-65-201507 (Lab ID: 60198856009)
  - pH at 25 Degrees C
- MW-66-201507 (Lab ID: 60198856001)
  - pH at 25 Degrees C
- MW-67R-201507 (Lab ID: 60198856002)
  - pH at 25 Degrees C
- MW-68-201507 (Lab ID: 60198856007)
  - pH at 25 Degrees C
- MW-71-201507 (Lab ID: 60198856004)
  - pH at 25 Degrees C

This report shall not be reproduced, except in full,
without the written consent of Pace Analytical Services, Inc..

Pace Analytical Services, Inc.
9608 Loiret Blvd.
Lenexa, KS 66219
(913)599-5665

PROJECT NARRATIVE

Project: FORT SMITH, AR
Pace Project No.: 60198856

Method: **SM 4500-S-2 D**
Description: 4500S2D Sulfide, Total
Client: Environ_AR
Date: August 12, 2015

General Information:
12 samples were analyzed for SM 4500-S-2 D. All samples were received in acceptable condition with any exceptions noted below or on the chain-of custody and/or the sample condition upon receipt form (SCUR) attached at the end of this report.

Hold Time:
The samples were analyzed within the method required hold times with any exceptions noted below.

Method Blank:
All analytes were below the report limit in the method blank, where applicable, with any exceptions noted below.

Laboratory Control Spike:
All laboratory control spike compounds were within QC limits with any exceptions noted below.

Matrix Spikes:
All percent recoveries and relative percent differences (RPDs) were within acceptance criteria with any exceptions noted below.

QC Batch: WET/56096

A matrix spike and/or matrix spike duplicate (MS/MSD) were performed on the following sample(s): 60198566001

M1: Matrix spike recovery exceeded QC limits. Batch accepted based on laboratory control sample (LCS) recovery.

- MS (Lab ID: 1604704)
  - Sulfide, Total

QC Batch: WET/56115

A matrix spike and/or matrix spike duplicate (MS/MSD) were performed on the following sample(s): 60198856012

M1: Matrix spike recovery exceeded QC limits. Batch accepted based on laboratory control sample (LCS) recovery.

- MS (Lab ID: 1605167)
  - Sulfide, Total

Duplicate Sample:
All duplicate sample results were within method acceptance criteria with any exceptions noted below.

Additional Comments:

This report shall not be reproduced, except in full,
without the written consent of Pace Analytical Services, Inc..

Pace Analytical Services, Inc.
9608 Loiret Blvd.
Lenexa, KS 66219
(913)599-5665

PROJECT NARRATIVE

Project: FORT SMITH, AR
Pace Project No.: 60198856

Method: **EPA 300.0**
Description: 300.0 IC Anions 28 Days
Client: Environ_AR
Date: August 12, 2015

General Information:
12 samples were analyzed for EPA 300.0. All samples were received in acceptable condition with any exceptions noted below or on the chain-of custody and/or the sample condition upon receipt form (SCUR) attached at the end of this report.

Hold Time:
The samples were analyzed within the method required hold times with any exceptions noted below.

Initial Calibrations (including MS Tune as applicable):
All criteria were within method requirements with any exceptions noted below.

Continuing Calibration:
All criteria were within method requirements with any exceptions noted below.

Method Blank:
All analytes were below the report limit in the method blank, where applicable, with any exceptions noted below.

Laboratory Control Spike:
All laboratory control spike compounds were within QC limits with any exceptions noted below.

Matrix Spikes:
All percent recoveries and relative percent differences (RPDs) were within acceptance criteria with any exceptions noted below.

Additional Comments:

This report shall not be reproduced, except in full,
without the written consent of Pace Analytical Services, Inc..

Pace Analytical Services, Inc.
9608 Loiret Blvd.
Lenexa, KS 66219
(913)599-5665

PROJECT NARRATIVE

Project: FORT SMITH, AR
Pace Project No.: 60198856

Method: **EPA 350.1**
Description: 350.1 Ammonia
Client: Environ_AR
Date: August 12, 2015

General Information:
12 samples were analyzed for EPA 350.1. All samples were received in acceptable condition with any exceptions noted below or on the chain-of custody and/or the sample condition upon receipt form (SCUR) attached at the end of this report.

Hold Time:
The samples were analyzed within the method required hold times with any exceptions noted below.

Initial Calibrations (including MS Tune as applicable):
All criteria were within method requirements with any exceptions noted below.

Continuing Calibration:
All criteria were within method requirements with any exceptions noted below.

Method Blank:
All analytes were below the report limit in the method blank, where applicable, with any exceptions noted below.

Laboratory Control Spike:
All laboratory control spike compounds were within QC limits with any exceptions noted below.

Matrix Spikes:
All percent recoveries and relative percent differences (RPDs) were within acceptance criteria with any exceptions noted below.

QC Batch: WETA/35118

A matrix spike and/or matrix spike duplicate (MS/MSD) were performed on the following sample(s): 60198856001

M1: Matrix spike recovery exceeded QC limits. Batch accepted based on laboratory control sample (LCS) recovery.

- MS (Lab ID: 1604482)
  - Nitrogen, Ammonia

Duplicate Sample:
All duplicate sample results were within method acceptance criteria with any exceptions noted below.

Additional Comments:

This report shall not be reproduced, except in full,
without the written consent of Pace Analytical Services, Inc..

Pace Analytical Services, Inc.
9608 Loiret Blvd.
Lenexa, KS 66219
(913)599-5665

PROJECT NARRATIVE

Project: FORT SMITH, AR
Pace Project No.: 60198856

Method: **EPA 353.2**
Description: 353.2 Nitrogen, NO2/NO3 unpres
Client: Environ_AR
Date: August 12, 2015

General Information:
12 samples were analyzed for EPA 353.2. All samples were received in acceptable condition with any exceptions noted below or on the chain-of custody and/or the sample condition upon receipt form (SCUR) attached at the end of this report.

Hold Time:
The samples were analyzed within the method required hold times with any exceptions noted below.

Initial Calibrations (including MS Tune as applicable):
All criteria were within method requirements with any exceptions noted below.

Continuing Calibration:
All criteria were within method requirements with any exceptions noted below.

Method Blank:
All analytes were below the report limit in the method blank, where applicable, with any exceptions noted below.

Laboratory Control Spike:
All laboratory control spike compounds were within QC limits with any exceptions noted below.

Matrix Spikes:
All percent recoveries and relative percent differences (RPDs) were within acceptance criteria with any exceptions noted below.

QC Batch: WETA/35114

A matrix spike and/or matrix spike duplicate (MS/MSD) were performed on the following sample(s): 60198856001

M1: Matrix spike recovery exceeded QC limits. Batch accepted based on laboratory control sample (LCS) recovery.

- MS (Lab ID: 1604380)
  - Nitrogen, NO2 plus NO3

Duplicate Sample:
All duplicate sample results were within method acceptance criteria with any exceptions noted below.

Additional Comments:

This report shall not be reproduced, except in full,
without the written consent of Pace Analytical Services, Inc..

Pace Analytical Services, Inc.
9608 Loiret Blvd.
Lenexa, KS 66219
(913)599-5665

PROJECT NARRATIVE

Project: FORT SMITH, AR
Pace Project No.: 60198856

Method: **SM 4500-CO2 D**
Description: Total Carbon Dioxide Calc
Client: Environ_AR
Date: August 12, 2015

General Information:
12 samples were analyzed for SM 4500-CO2 D. All samples were received in acceptable condition with any exceptions noted below or on the chain-of custody and/or the sample condition upon receipt form (SCUR) attached at the end of this report.

Hold Time:
The samples were analyzed within the method required hold times with any exceptions noted below.

Initial Calibrations (including MS Tune as applicable):
All criteria were within method requirements with any exceptions noted below.

Continuing Calibration:
All criteria were within method requirements with any exceptions noted below.

Method Blank:
All analytes were below the report limit in the method blank, where applicable, with any exceptions noted below.

Laboratory Control Spike:
All laboratory control spike compounds were within QC limits with any exceptions noted below.

Matrix Spikes:
All percent recoveries and relative percent differences (RPDs) were within acceptance criteria with any exceptions noted below.

Additional Comments:

This report shall not be reproduced, except in full,
without the written consent of Pace Analytical Services, Inc..

Pace Analytical Services, Inc.
9608 Loiret Blvd.
Lenexa, KS 66219
(913)599-5665

PROJECT NARRATIVE

Project: FORT SMITH, AR
Pace Project No.: 60198856

Method: **SM 5310C**
Description: 5310C TOC
Client: Environ_AR
Date: August 12, 2015

General Information:
12 samples were analyzed for SM 5310C. All samples were received in acceptable condition with any exceptions noted below or on the chain-of custody and/or the sample condition upon receipt form (SCUR) attached at the end of this report.

Hold Time:
The samples were analyzed within the method required hold times with any exceptions noted below.

Initial Calibrations (including MS Tune as applicable):
All criteria were within method requirements with any exceptions noted below.

Continuing Calibration:
All criteria were within method requirements with any exceptions noted below.

Method Blank:
All analytes were below the report limit in the method blank, where applicable, with any exceptions noted below.

Laboratory Control Spike:
All laboratory control spike compounds were within QC limits with any exceptions noted below.

Matrix Spikes:
All percent recoveries and relative percent differences (RPDs) were within acceptance criteria with any exceptions noted below.

QC Batch: WETA/35246

A matrix spike and/or matrix spike duplicate (MS/MSD) were performed on the following sample(s): 60198937001

M1: Matrix spike recovery exceeded QC limits. Batch accepted based on laboratory control sample (LCS) recovery.

- MS (Lab ID: 1609165)
  - Total Organic Carbon

Duplicate Sample:
All duplicate sample results were within method acceptance criteria with any exceptions noted below.

Additional Comments:

This report shall not be reproduced, except in full,
without the written consent of Pace Analytical Services, Inc..

Pace Analytical Services, Inc.
9608 Loiret Blvd.
Lenexa, KS 66219
(913)599-5665

PROJECT NARRATIVE

Project: FORT SMITH, AR
Pace Project No.: 60198856

Method: **SM 4500-P E**
Description: SM4500P-E, Total Phosphorus
Client: Environ_AR
Date: August 12, 2015

General Information:
12 samples were analyzed for SM 4500-P E. All samples were received in acceptable condition with any exceptions noted below or on the chain-of custody and/or the sample condition upon receipt form (SCUR) attached at the end of this report.

Hold Time:
The samples were analyzed within the method required hold times with any exceptions noted below.

Sample Preparation:
The samples were prepared in accordance with SM4500-P B with any exceptions noted below.

Initial Calibrations (including MS Tune as applicable):
All criteria were within method requirements with any exceptions noted below.

Continuing Calibration:
All criteria were within method requirements with any exceptions noted below.

Method Blank:
All analytes were below the report limit in the method blank, where applicable, with any exceptions noted below.

Laboratory Control Spike:
All laboratory control spike compounds were within QC limits with any exceptions noted below.

Matrix Spikes:
All percent recoveries and relative percent differences (RPDs) were within acceptance criteria with any exceptions noted below.

QC Batch: WETA/8677

A matrix spike and/or matrix spike duplicate (MS/MSD) were performed on the following sample(s): 7528199003,7528378001

M1: Matrix spike recovery exceeded QC limits. Batch accepted based on laboratory control sample (LCS) recovery.

- MS (Lab ID: 153205)
  - Phosphate as P04
- MS (Lab ID: 153209)
  - Phosphate as P04
- MSD (Lab ID: 153206)
  - Phosphate as P04

QC Batch: WETA/8714

A matrix spike and/or matrix spike duplicate (MS/MSD) were performed on the following sample(s): 60198937025

M1: Matrix spike recovery exceeded QC limits. Batch accepted based on laboratory control sample (LCS) recovery.

- MS (Lab ID: 154316)
  - Phosphate as P04

Additional Comments:

This data package has been reviewed for quality and completeness and is approved for release.

REPORT OF LABORATORY ANALYSIS

This report shall not be reproduced, except in full,
without the written consent of Pace Analytical Services, Inc..

Pace Analytical Services, Inc.
9608 Loiret Blvd.
Lenexa, KS 66219
(913)599-5665

ANALYTICAL RESULTS

Project: FORT SMITH, AR
Pace Project No.: 60198856

Sample: MW-66-201507 **Lab ID: 60198856001** Collected: 07/20/15 13:50 Received: 07/21/15 08:45 Matrix: Water

Parameters	Results	Units	Report Limit	MDL	DF	Prepared	Analyzed	CAS No.	Qual
Alcohol by Direct Inject GCFID	Analytical Method: EPA 8015 - Alcohol								
2-Chloroethanol	ND	ug/L	10000	1980	1		07/27/15 16:04	107-07-3	
6010 MET ICP	Analytical Method: EPA 6010 Preparation Method: EPA 3010								
Iron	**111**	ug/L	50.0	9.0	1	07/22/15 10:15	07/22/15 16:34	7439-89-6	
Manganese	**7.6**	ug/L	5.0	2.4	1	07/22/15 10:15	07/22/15 16:34	7439-96-5	
8260 MSV	Analytical Method: EPA 5030B/8260								
Acetone	ND	ug/L	10.0	1.9	1		07/22/15 13:34	67-64-1	
Benzene	ND	ug/L	1.0	0.060	1		07/22/15 13:34	71-43-2	
Bromodichloromethane	ND	ug/L	1.0	0.19	1		07/22/15 13:34	75-27-4	
Bromoform	ND	ug/L	1.0	0.070	1		07/22/15 13:34	75-25-2	
Bromomethane	ND	ug/L	5.0	0.16	1		07/22/15 13:34	74-83-9	
2-Butanone (MEK)	ND	ug/L	10.0	0.59	1		07/22/15 13:34	78-93-3	
Carbon disulfide	ND	ug/L	5.0	0.12	1		07/22/15 13:34	75-15-0	
Carbon tetrachloride	ND	ug/L	1.0	0.18	1		07/22/15 13:34	56-23-5	
Chlorobenzene	ND	ug/L	1.0	0.21	1		07/22/15 13:34	108-90-7	
Chloroethane	ND	ug/L	1.0	0.15	1		07/22/15 13:34	75-00-3	
Chloroform	ND	ug/L	1.0	0.14	1		07/22/15 13:34	67-66-3	
Chloromethane	ND	ug/L	1.0	0.080	1		07/22/15 13:34	74-87-3	
Dibromochloromethane	ND	ug/L	1.0	0.21	1		07/22/15 13:34	124-48-1	
1,1-Dichloroethane	ND	ug/L	1.0	0.050	1		07/22/15 13:34	75-34-3	
1,2-Dichloroethane	ND	ug/L	1.0	0.12	1		07/22/15 13:34	107-06-2	
1,1-Dichloroethene	ND	ug/L	1.0	0.20	1		07/22/15 13:34	75-35-4	
cis-1,2-Dichloroethene	**0.22J**	ug/L	1.0	0.080	1		07/22/15 13:34	156-59-2	
trans-1,2-Dichloroethene	ND	ug/L	1.0	0.20	1		07/22/15 13:34	156-60-5	
1,2-Dichloropropane	ND	ug/L	1.0	0.16	1		07/22/15 13:34	78-87-5	
cis-1,3-Dichloropropene	ND	ug/L	1.0	0.14	1		07/22/15 13:34	10061-01-5	
trans-1,3-Dichloropropene	ND	ug/L	1.0	0.12	1		07/22/15 13:34	10061-02-6	
Ethylbenzene	ND	ug/L	1.0	0.18	1		07/22/15 13:34	100-41-4	
2-Hexanone	ND	ug/L	10.0	1.2	1		07/22/15 13:34	591-78-6	
Methylene chloride	ND	ug/L	1.0	0.15	1		07/22/15 13:34	75-09-2	
4-Methyl-2-pentanone (MIBK)	ND	ug/L	10.0	0.42	1		07/22/15 13:34	108-10-1	
Styrene	ND	ug/L	1.0	0.12	1		07/22/15 13:34	100-42-5	
1,1,2,2-Tetrachloroethane	ND	ug/L	1.0	0.15	1		07/22/15 13:34	79-34-5	
Tetrachloroethene	ND	ug/L	1.0	0.10	1		07/22/15 13:34	127-18-4	
Toluene	ND	ug/L	1.0	0.17	1		07/22/15 13:34	108-88-3	
1,1,1-Trichloroethane	ND	ug/L	1.0	0.11	1		07/22/15 13:34	71-55-6	
1,1,2-Trichloroethane	ND	ug/L	1.0	0.20	1		07/22/15 13:34	79-00-5	
Trichloroethene	**3.3**	ug/L	1.0	0.17	1		07/22/15 13:34	79-01-6	
Vinyl chloride	ND	ug/L	1.0	0.13	1		07/22/15 13:34	75-01-4	
Xylene (Total)	ND	ug/L	3.0	0.42	1		07/22/15 13:34	1330-20-7	
Surrogates									
4-Bromofluorobenzene (S)	101	%	80-120		1		07/22/15 13:34	460-00-4	
1,2-Dichloroethane-d4 (S)	102	%	80-120		1		07/22/15 13:34	17060-07-0	
Toluene-d8 (S)	102	%	80-120		1		07/22/15 13:34	2037-26-5	
Preservation pH	**1.0**		0.10	0.10	1		07/22/15 13:34		

REPORT OF LABORATORY ANALYSIS

This report shall not be reproduced, except in full,
without the written consent of Pace Analytical Services, Inc..

Pace Analytical Services, Inc.
9608 Loiret Blvd.
Lenexa, KS 66219
(913)599-5665

ANALYTICAL RESULTS

Project: FORT SMITH, AR
Pace Project No.: 60198856

Sample: MW-66-201507 **Lab ID: 60198856001** Collected: 07/20/15 13:50 Received: 07/21/15 08:45 Matrix: Water

Parameters	Results	Units	Report Limit	MDL	DF	Prepared	Analyzed	CAS No.	Qual
2320B Alkalinity	Analytical Method: SM 2320B								
Alkalinity,Bicarbonate (CaCO3)	**107**	mg/L	20.0	2.0	1		07/28/15 16:32		
Alkalinity, Carbonate (CaCO3)	ND	mg/L	20.0	2.0	1		07/28/15 16:32		
Alkalinity, Total as CaCO3	**107**	mg/L	20.0	2.0	1		07/28/15 16:32		
Iron, Ferric (Calculation)	Analytical Method: SM 3500-Fe B#4								
Iron, Ferric	ND	mg/L	0.20		1		08/06/15 00:00	7439-89-6	
4500H+ pH, Electrometric	Analytical Method: SM 4500-H+B								
pH at 25 Degrees C	**5.7**	Std. Units	0.10	0.10	1		07/20/15 18:00		1e,H6
4500S2D Sulfide, Total	Analytical Method: SM 4500-S-2 D								
Sulfide, Total	ND	mg/L	0.050	0.012	1		07/22/15 13:28	18496-25-8	
300.0 IC Anions 28 Days	Analytical Method: EPA 300.0								
Chloride	**172**	mg/L	10.0	5.0	10		07/22/15 18:40	16887-00-6	
Sulfate	**7.1**	mg/L	1.0	0.24	1		07/23/15 10:58	14808-79-8	
350.1 Ammonia	Analytical Method: EPA 350.1								
Nitrogen, Ammonia	ND	mg/L	0.10	0.046	1		07/21/15 15:42	7664-41-7	M1
353.2 Nitrogen, NO2/NO3 unpres	Analytical Method: EPA 353.2								
Nitrogen, Nitrate	**0.18**	mg/L	0.10	0.014	1		07/22/15 06:00		
Nitrogen, Nitrite	ND	mg/L	0.10	0.023	1		07/22/15 06:00		
Nitrogen, NO2 plus NO3	**0.18**	mg/L	0.10	0.014	1		07/22/15 06:00		M1
Total Carbon Dioxide Calc	Analytical Method: SM 4500-CO2 D								
Carbon Dioxide Calculation	**530**	mg/L	20.0	20.0	1		07/28/15 00:00		
5310C TOC	Analytical Method: SM 5310C								
Total Organic Carbon	ND	mg/L	1.0	0.46	1		07/28/15 16:19	7440-44-0	
SM4500P-E, Total Phosphorus	Analytical Method: SM 4500-P E Preparation Method: SM4500-P B								
Phosphate as P04	**0.098**	mg/L	0.030	0.010	1	07/23/15 10:15	07/23/15 13:49		

REPORT OF LABORATORY ANALYSIS

This report shall not be reproduced, except in full,
without the written consent of Pace Analytical Services, Inc..

Pace Analytical Services, Inc.
9608 Loiret Blvd.
Lenexa, KS 66219
(913)599-5665

ANALYTICAL RESULTS

Project: FORT SMITH, AR
Pace Project No.: 60198856

Sample: MW-67R-201507 **Lab ID: 60198856002** Collected: 07/20/15 15:55 Received: 07/21/15 08:45 Matrix: Water

Parameters	Results	Units	Report Limit	MDL	DF	Prepared	Analyzed	CAS No.	Qual
Alcohol by Direct Inject GCFID	Analytical Method: EPA 8015 - Alcohol								
2-Chloroethanol	ND	ug/L	10000	1980	1		07/27/15 16:15	107-07-3	
6010 MET ICP	Analytical Method: EPA 6010 Preparation Method: EPA 3010								
Iron	**12300**	ug/L	50.0	9.0	1	07/22/15 10:15	07/22/15 16:36	7439-89-6	
Manganese	**505**	ug/L	5.0	2.4	1	07/22/15 10:15	07/22/15 16:36	7439-96-5	
8260 MSV	Analytical Method: EPA 5030B/8260								
Acetone	**4.2J**	ug/L	10.0	1.9	1		07/22/15 13:04	67-64-1	B
Benzene	ND	ug/L	1.0	0.060	1		07/22/15 13:04	71-43-2	
Bromodichloromethane	ND	ug/L	1.0	0.19	1		07/22/15 13:04	75-27-4	
Bromoform	ND	ug/L	1.0	0.070	1		07/22/15 13:04	75-25-2	
Bromomethane	ND	ug/L	5.0	0.16	1		07/22/15 13:04	74-83-9	
2-Butanone (MEK)	ND	ug/L	10.0	0.59	1		07/22/15 13:04	78-93-3	
Carbon disulfide	ND	ug/L	5.0	0.12	1		07/22/15 13:04	75-15-0	
Carbon tetrachloride	ND	ug/L	1.0	0.18	1		07/22/15 13:04	56-23-5	
Chlorobenzene	ND	ug/L	1.0	0.21	1		07/22/15 13:04	108-90-7	
Chloroethane	ND	ug/L	1.0	0.15	1		07/22/15 13:04	75-00-3	
Chloroform	**2.1**	ug/L	1.0	0.14	1		07/22/15 13:04	67-66-3	
Chloromethane	ND	ug/L	1.0	0.080	1		07/22/15 13:04	74-87-3	
Dibromochloromethane	ND	ug/L	1.0	0.21	1		07/22/15 13:04	124-48-1	
1,1-Dichloroethane	ND	ug/L	1.0	0.050	1		07/22/15 13:04	75-34-3	
1,2-Dichloroethane	ND	ug/L	1.0	0.12	1		07/22/15 13:04	107-06-2	
1,1-Dichloroethene	ND	ug/L	1.0	0.20	1		07/22/15 13:04	75-35-4	
cis-1,2-Dichloroethene	ND	ug/L	1.0	0.080	1		07/22/15 13:04	156-59-2	
trans-1,2-Dichloroethene	ND	ug/L	1.0	0.20	1		07/22/15 13:04	156-60-5	
1,2-Dichloropropane	ND	ug/L	1.0	0.16	1		07/22/15 13:04	78-87-5	
cis-1,3-Dichloropropene	ND	ug/L	1.0	0.14	1		07/22/15 13:04	10061-01-5	
trans-1,3-Dichloropropene	ND	ug/L	1.0	0.12	1		07/22/15 13:04	10061-02-6	
Ethylbenzene	ND	ug/L	1.0	0.18	1		07/22/15 13:04	100-41-4	
2-Hexanone	ND	ug/L	10.0	1.2	1		07/22/15 13:04	591-78-6	
Methylene chloride	ND	ug/L	1.0	0.15	1		07/22/15 13:04	75-09-2	
4-Methyl-2-pentanone (MIBK)	ND	ug/L	10.0	0.42	1		07/22/15 13:04	108-10-1	
Styrene	ND	ug/L	1.0	0.12	1		07/22/15 13:04	100-42-5	
1,1,2,2-Tetrachloroethane	ND	ug/L	1.0	0.15	1		07/22/15 13:04	79-34-5	
Tetrachloroethene	ND	ug/L	1.0	0.10	1		07/22/15 13:04	127-18-4	
Toluene	ND	ug/L	1.0	0.17	1		07/22/15 13:04	108-88-3	
1,1,1-Trichloroethane	ND	ug/L	1.0	0.11	1		07/22/15 13:04	71-55-6	
1,1,2-Trichloroethane	ND	ug/L	1.0	0.20	1		07/22/15 13:04	79-00-5	
Trichloroethene	ND	ug/L	1.0	0.17	1		07/22/15 13:04	79-01-6	
Vinyl chloride	ND	ug/L	1.0	0.13	1		07/22/15 13:04	75-01-4	
Xylene (Total)	ND	ug/L	3.0	0.42	1		07/22/15 13:04	1330-20-7	
Surrogates									
4-Bromofluorobenzene (S)	101	%	80-120		1		07/22/15 13:04	460-00-4	
1,2-Dichloroethane-d4 (S)	102	%	80-120		1		07/22/15 13:04	17060-07-0	
Toluene-d8 (S)	100	%	80-120		1		07/22/15 13:04	2037-26-5	
Preservation pH	**1.0**		0.10	0.10	1		07/22/15 13:04		

REPORT OF LABORATORY ANALYSIS

This report shall not be reproduced, except in full,
without the written consent of Pace Analytical Services, Inc..

Pace Analytical Services, Inc.
9608 Loiret Blvd.
Lenexa, KS 66219
(913)599-5665

ANALYTICAL RESULTS

Project: FORT SMITH, AR
Pace Project No.: 60198856

Sample: MW-67R-201507 **Lab ID: 60198856002** Collected: 07/20/15 15:55 Received: 07/21/15 08:45 Matrix: Water

Parameters	Results	Units	Report Limit	MDL	DF	Prepared	Analyzed	CAS No.	Qual
2320B Alkalinity	Analytical Method: SM 2320B								
Alkalinity,Bicarbonate (CaCO3)	**306**	mg/L	20.0	2.0	1		07/28/15 16:40		
Alkalinity, Carbonate (CaCO3)	ND	mg/L	20.0	2.0	1		07/28/15 16:40		
Alkalinity, Total as CaCO3	**306**	mg/L	20.0	2.0	1		07/28/15 16:40		
Iron, Ferric (Calculation)	Analytical Method: SM 3500-Fe B#4								
Iron, Ferric	**11.8**	mg/L	0.20		1		08/06/15 00:00	7439-89-6	
4500H+ pH, Electrometric	Analytical Method: SM 4500-H+B								
pH at 25 Degrees C	**6.4**	Std. Units	0.10	0.10	1		07/20/15 18:00		1e,H6
4500S2D Sulfide, Total	Analytical Method: SM 4500-S-2 D								
Sulfide, Total	ND	mg/L	0.050	0.012	1		07/22/15 13:28	18496-25-8	
300.0 IC Anions 28 Days	Analytical Method: EPA 300.0								
Chloride	**100**	mg/L	10.0	5.0	10		07/22/15 18:54	16887-00-6	
Sulfate	**13.4**	mg/L	1.0	0.24	1		07/23/15 11:11	14808-79-8	
350.1 Ammonia	Analytical Method: EPA 350.1								
Nitrogen, Ammonia	ND	mg/L	0.10	0.046	1		07/21/15 15:45	7664-41-7	
353.2 Nitrogen, NO2/NO3 unpres	Analytical Method: EPA 353.2								
Nitrogen, Nitrate	ND	mg/L	0.10	0.014	1		07/22/15 06:05		
Nitrogen, Nitrite	ND	mg/L	0.10	0.023	1		07/22/15 06:05		
Nitrogen, NO2 plus NO3	ND	mg/L	0.10	0.014	1		07/22/15 06:05		
Total Carbon Dioxide Calc	Analytical Method: SM 4500-CO2 D								
Carbon Dioxide Calculation	**519**	mg/L	20.0	20.0	1		07/28/15 00:00		
5310C TOC	Analytical Method: SM 5310C								
Total Organic Carbon	**1.4**	mg/L	1.0	0.46	1		07/28/15 19:48	7440-44-0	
SM4500P-E, Total Phosphorus	Analytical Method: SM 4500-P E Preparation Method: SM4500-P B								
Phosphate as P04	**0.14**	mg/L	0.030	0.010	1	07/23/15 10:15	07/23/15 13:50		

REPORT OF LABORATORY ANALYSIS

This report shall not be reproduced, except in full,
without the written consent of Pace Analytical Services, Inc..

Pace Analytical Services, Inc.
9608 Loiret Blvd.
Lenexa, KS 66219
(913)599-5665

ANALYTICAL RESULTS

Project: FORT SMITH, AR
Pace Project No.: 60198856

Sample: MW-36R-201507 **Lab ID: 60198856003** Collected: 07/20/15 16:15 Received: 07/21/15 08:45 Matrix: Water

Parameters	Results	Units	Report Limit	MDL	DF	Prepared	Analyzed	CAS No.	Qual
Alcohol by Direct Inject GCFID	Analytical Method: EPA 8015 - Alcohol								
2-Chloroethanol	ND	ug/L	10000	1980	1		07/27/15 16:27	107-07-3	
6010 MET ICP	Analytical Method: EPA 6010 Preparation Method: EPA 3010								
Iron	**150**	ug/L	50.0	9.0	1	07/22/15 10:15	07/22/15 16:39	7439-89-6	
Manganese	**1370**	ug/L	5.0	2.4	1	07/22/15 10:15	07/22/15 16:39	7439-96-5	
8260 MSV	Analytical Method: EPA 5030B/8260								
Acetone	**35.5**	ug/L	10.0	1.9	1		07/22/15 13:49	67-64-1	
Benzene	**0.26J**	ug/L	1.0	0.060	1		07/22/15 13:49	71-43-2	
Bromodichloromethane	ND	ug/L	1.0	0.19	1		07/22/15 13:49	75-27-4	
Bromoform	**1.8**	ug/L	1.0	0.070	1		07/22/15 13:49	75-25-2	
Bromomethane	**51.6**	ug/L	5.0	0.16	1		07/22/15 13:49	74-83-9	
2-Butanone (MEK)	ND	ug/L	10.0	0.59	1		07/22/15 13:49	78-93-3	
Carbon disulfide	ND	ug/L	5.0	0.12	1		07/22/15 13:49	75-15-0	
Carbon tetrachloride	ND	ug/L	1.0	0.18	1		07/22/15 13:49	56-23-5	
Chlorobenzene	ND	ug/L	1.0	0.21	1		07/22/15 13:49	108-90-7	
Chloroethane	**0.82J**	ug/L	1.0	0.15	1		07/22/15 13:49	75-00-3	
Chloroform	**1.5**	ug/L	1.0	0.14	1		07/22/15 13:49	67-66-3	
Chloromethane	**48.7**	ug/L	1.0	0.080	1		07/22/15 13:49	74-87-3	
Dibromochloromethane	ND	ug/L	1.0	0.21	1		07/22/15 13:49	124-48-1	
1,1-Dichloroethane	ND	ug/L	1.0	0.050	1		07/22/15 13:49	75-34-3	
1,2-Dichloroethane	**0.16J**	ug/L	1.0	0.12	1		07/22/15 13:49	107-06-2	
1,1-Dichloroethene	**0.89J**	ug/L	1.0	0.20	1		07/22/15 13:49	75-35-4	
cis-1,2-Dichloroethene	ND	ug/L	1.0	0.080	1		07/22/15 13:49	156-59-2	
trans-1,2-Dichloroethene	ND	ug/L	1.0	0.20	1		07/22/15 13:49	156-60-5	
1,2-Dichloropropane	ND	ug/L	1.0	0.16	1		07/22/15 13:49	78-87-5	
cis-1,3-Dichloropropene	ND	ug/L	1.0	0.14	1		07/22/15 13:49	10061-01-5	
trans-1,3-Dichloropropene	ND	ug/L	1.0	0.12	1		07/22/15 13:49	10061-02-6	
Ethylbenzene	ND	ug/L	1.0	0.18	1		07/22/15 13:49	100-41-4	
2-Hexanone	ND	ug/L	10.0	1.2	1		07/22/15 13:49	591-78-6	
Methylene chloride	ND	ug/L	1.0	0.15	1		07/22/15 13:49	75-09-2	
4-Methyl-2-pentanone (MIBK)	ND	ug/L	10.0	0.42	1		07/22/15 13:49	108-10-1	
Styrene	ND	ug/L	1.0	0.12	1		07/22/15 13:49	100-42-5	
1,1,2,2-Tetrachloroethane	ND	ug/L	1.0	0.15	1		07/22/15 13:49	79-34-5	
Tetrachloroethene	ND	ug/L	1.0	0.10	1		07/22/15 13:49	127-18-4	
Toluene	ND	ug/L	1.0	0.17	1		07/22/15 13:49	108-88-3	
1,1,1-Trichloroethane	ND	ug/L	1.0	0.11	1		07/22/15 13:49	71-55-6	
1,1,2-Trichloroethane	ND	ug/L	1.0	0.20	1		07/22/15 13:49	79-00-5	
Trichloroethene	ND	ug/L	1.0	0.17	1		07/22/15 13:49	79-01-6	
Vinyl chloride	ND	ug/L	1.0	0.13	1		07/22/15 13:49	75-01-4	
Xylene (Total)	ND	ug/L	3.0	0.42	1		07/22/15 13:49	1330-20-7	
Surrogates									
4-Bromofluorobenzene (S)	98	%	80-120		1		07/22/15 13:49	460-00-4	HS
1,2-Dichloroethane-d4 (S)	103	%	80-120		1		07/22/15 13:49	17060-07-0	
Toluene-d8 (S)	93	%	80-120		1		07/22/15 13:49	2037-26-5	
Preservation pH	**1.0**		0.10	0.10	1		07/22/15 13:49		

REPORT OF LABORATORY ANALYSIS

This report shall not be reproduced, except in full,
without the written consent of Pace Analytical Services, Inc..

Pace Analytical Services, Inc.
9608 Loiret Blvd.
Lenexa, KS 66219
(913)599-5665

ANALYTICAL RESULTS

Project: FORT SMITH, AR
Pace Project No.: 60198856

Sample: MW-36R-201507 **Lab ID: 60198856003** Collected: 07/20/15 16:15 Received: 07/21/15 08:45 Matrix: Water

Parameters	Results	Units	Report Limit	MDL	DF	Prepared	Analyzed	CAS No.	Qual
2320B Alkalinity	Analytical Method: SM 2320B								
Alkalinity,Bicarbonate (CaCO3)	ND	mg/L	20.0	2.0	1		07/29/15 15:40		
Alkalinity, Carbonate (CaCO3)	ND	mg/L	20.0	2.0	1		07/29/15 15:40		
Alkalinity, Total as CaCO3	ND	mg/L	20.0	2.0	1		07/29/15 15:40		
Iron, Ferric (Calculation)	Analytical Method: SM 3500-Fe B#4								
Iron, Ferric	ND	mg/L	0.20		1		08/06/15 00:00	7439-89-6	
4500H+ pH, Electrometric	Analytical Method: SM 4500-H+B								
pH at 25 Degrees C	**4.5**	Std. Units	0.10	0.10	1		07/20/15 18:00		1e,H6
4500S2D Sulfide, Total	Analytical Method: SM 4500-S-2 D								
Sulfide, Total	ND	mg/L	0.050	0.012	1		07/22/15 13:29	18496-25-8	
300.0 IC Anions 28 Days	Analytical Method: EPA 300.0								
Chloride	**200**	mg/L	20.0	10.0	20		07/22/15 19:08	16887-00-6	
Sulfate	**1670**	mg/L	200	47.3	200		07/23/15 11:52	14808-79-8	
350.1 Ammonia	Analytical Method: EPA 350.1								
Nitrogen, Ammonia	**0.20**	mg/L	0.10	0.046	1		07/21/15 15:47	7664-41-7	
353.2 Nitrogen, NO2/NO3 unpres	Analytical Method: EPA 353.2								
Nitrogen, Nitrate	**1.2**	mg/L	0.10	0.014	1		07/22/15 06:06		
Nitrogen, Nitrite	ND	mg/L	0.10	0.023	1		07/22/15 06:06		
Nitrogen, NO2 plus NO3	**1.2**	mg/L	0.10	0.014	1		07/22/15 06:06		
Total Carbon Dioxide Calc	Analytical Method: SM 4500-CO2 D								
Carbon Dioxide Calculation	ND	mg/L	20.0	20.0	1		07/28/15 00:00		
5310C TOC	Analytical Method: SM 5310C								
Total Organic Carbon	**0.93J**	mg/L	1.0	0.46	1		07/28/15 16:45	7440-44-0	
SM4500P-E, Total Phosphorus	Analytical Method: SM 4500-P E Preparation Method: SM4500-P B								
Phosphate as P04	**0.032**	mg/L	0.030	0.010	1	07/23/15 10:15	07/23/15 13:50		

REPORT OF LABORATORY ANALYSIS

This report shall not be reproduced, except in full,
without the written consent of Pace Analytical Services, Inc..

Pace Analytical Services, Inc.
9608 Loiret Blvd.
Lenexa, KS 66219
(913)599-5665

ANALYTICAL RESULTS

Project: FORT SMITH, AR
Pace Project No.: 60198856

Sample: MW-71-201507 **Lab ID: 60198856004** Collected: 07/20/15 16:27 Received: 07/21/15 08:45 Matrix: Water

Parameters	Results	Units	Report Limit	MDL	DF	Prepared	Analyzed	CAS No.	Qual
Alcohol by Direct Inject GCFID	Analytical Method: EPA 8015 - Alcohol								
2-Chloroethanol	ND	ug/L	10000	1980	1		07/27/15 16:38	107-07-3	
6010 MET ICP	Analytical Method: EPA 6010 Preparation Method: EPA 3010								
Iron	**736**	ug/L	50.0	9.0	1	07/22/15 10:15	07/22/15 16:41	7439-89-6	
Manganese	**1590**	ug/L	5.0	2.4	1	07/22/15 10:15	07/22/15 16:41	7439-96-5	
8260 MSV	Analytical Method: EPA 5030B/8260								
Acetone	**2.0J**	ug/L	10.0	1.9	1		07/22/15 13:19	67-64-1	B
Benzene	ND	ug/L	1.0	0.060	1		07/22/15 13:19	71-43-2	
Bromodichloromethane	ND	ug/L	1.0	0.19	1		07/22/15 13:19	75-27-4	
Bromoform	ND	ug/L	1.0	0.070	1		07/22/15 13:19	75-25-2	
Bromomethane	ND	ug/L	5.0	0.16	1		07/22/15 13:19	74-83-9	
2-Butanone (MEK)	ND	ug/L	10.0	0.59	1		07/22/15 13:19	78-93-3	
Carbon disulfide	ND	ug/L	5.0	0.12	1		07/22/15 13:19	75-15-0	
Carbon tetrachloride	ND	ug/L	1.0	0.18	1		07/22/15 13:19	56-23-5	
Chlorobenzene	ND	ug/L	1.0	0.21	1		07/22/15 13:19	108-90-7	
Chloroethane	ND	ug/L	1.0	0.15	1		07/22/15 13:19	75-00-3	
Chloroform	ND	ug/L	1.0	0.14	1		07/22/15 13:19	67-66-3	
Chloromethane	ND	ug/L	1.0	0.080	1		07/22/15 13:19	74-87-3	
Dibromochloromethane	ND	ug/L	1.0	0.21	1		07/22/15 13:19	124-48-1	
1,1-Dichloroethane	ND	ug/L	1.0	0.050	1		07/22/15 13:19	75-34-3	
1,2-Dichloroethane	ND	ug/L	1.0	0.12	1		07/22/15 13:19	107-06-2	
1,1-Dichloroethene	**1.4**	ug/L	1.0	0.20	1		07/22/15 13:19	75-35-4	
cis-1,2-Dichloroethene	**5.3**	ug/L	1.0	0.080	1		07/22/15 13:19	156-59-2	
trans-1,2-Dichloroethene	ND	ug/L	1.0	0.20	1		07/22/15 13:19	156-60-5	
1,2-Dichloropropane	ND	ug/L	1.0	0.16	1		07/22/15 13:19	78-87-5	
cis-1,3-Dichloropropene	ND	ug/L	1.0	0.14	1		07/22/15 13:19	10061-01-5	
trans-1,3-Dichloropropene	ND	ug/L	1.0	0.12	1		07/22/15 13:19	10061-02-6	
Ethylbenzene	ND	ug/L	1.0	0.18	1		07/22/15 13:19	100-41-4	
2-Hexanone	ND	ug/L	10.0	1.2	1		07/22/15 13:19	591-78-6	
Methylene chloride	ND	ug/L	1.0	0.15	1		07/22/15 13:19	75-09-2	
4-Methyl-2-pentanone (MIBK)	ND	ug/L	10.0	0.42	1		07/22/15 13:19	108-10-1	
Styrene	ND	ug/L	1.0	0.12	1		07/22/15 13:19	100-42-5	
1,1,2,2-Tetrachloroethane	ND	ug/L	1.0	0.15	1		07/22/15 13:19	79-34-5	
Tetrachloroethene	ND	ug/L	1.0	0.10	1		07/22/15 13:19	127-18-4	
Toluene	ND	ug/L	1.0	0.17	1		07/22/15 13:19	108-88-3	
1,1,1-Trichloroethane	ND	ug/L	1.0	0.11	1		07/22/15 13:19	71-55-6	
1,1,2-Trichloroethane	ND	ug/L	1.0	0.20	1		07/22/15 13:19	79-00-5	
Trichloroethene	**165**	ug/L	1.0	0.17	1		07/22/15 13:19	79-01-6	
Vinyl chloride	**0.48J**	ug/L	1.0	0.13	1		07/22/15 13:19	75-01-4	
Xylene (Total)	ND	ug/L	3.0	0.42	1		07/22/15 13:19	1330-20-7	
Surrogates									
4-Bromofluorobenzene (S)	97	%	80-120		1		07/22/15 13:19	460-00-4	
1,2-Dichloroethane-d4 (S)	98	%	80-120		1		07/22/15 13:19	17060-07-0	
Toluene-d8 (S)	103	%	80-120		1		07/22/15 13:19	2037-26-5	
Preservation pH	**1.0**		0.10	0.10	1		07/22/15 13:19		

REPORT OF LABORATORY ANALYSIS

This report shall not be reproduced, except in full,
without the written consent of Pace Analytical Services, Inc..

Pace Analytical Services, Inc.
9608 Loiret Blvd.
Lenexa, KS 66219
(913)599-5665

ANALYTICAL RESULTS

Project: FORT SMITH, AR
Pace Project No.: 60198856

Sample: MW-71-201507 **Lab ID: 60198856004** Collected: 07/20/15 16:27 Received: 07/21/15 08:45 Matrix: Water

Parameters	Results	Units	Report Limit	MDL	DF	Prepared	Analyzed	CAS No.	Qual
2320B Alkalinity	Analytical Method: SM 2320B								
Alkalinity,Bicarbonate (CaCO3)	**23.3**	mg/L	20.0	2.0	1		07/28/15 16:45		
Alkalinity, Carbonate (CaCO3)	ND	mg/L	20.0	2.0	1		07/28/15 16:45		
Alkalinity, Total as CaCO3	**23.3**	mg/L	20.0	2.0	1		07/28/15 16:45		
Iron, Ferric (Calculation)	Analytical Method: SM 3500-Fe B#4								
Iron, Ferric	ND	mg/L	0.20		1		08/06/15 00:00	7439-89-6	
4500H+ pH, Electrometric	Analytical Method: SM 4500-H+B								
pH at 25 Degrees C	**5.2**	Std. Units	0.10	0.10	1		07/20/15 18:00		1e,H6
4500S2D Sulfide, Total	Analytical Method: SM 4500-S-2 D								
Sulfide, Total	ND	mg/L	0.050	0.012	1		07/22/15 13:30	18496-25-8	
300.0 IC Anions 28 Days	Analytical Method: EPA 300.0								
Chloride	**249**	mg/L	20.0	10.0	20		07/22/15 19:49	16887-00-6	
Sulfate	**2.2**	mg/L	1.0	0.24	1		07/23/15 12:06	14808-79-8	
350.1 Ammonia	Analytical Method: EPA 350.1								
Nitrogen, Ammonia	ND	mg/L	0.10	0.046	1		07/21/15 15:48	7664-41-7	
353.2 Nitrogen, NO2/NO3 unpres	Analytical Method: EPA 353.2								
Nitrogen, Nitrate	ND	mg/L	0.10	0.014	1		07/22/15 06:06		
Nitrogen, Nitrite	ND	mg/L	0.10	0.023	1		07/22/15 06:06		
Nitrogen, NO2 plus NO3	ND	mg/L	0.10	0.014	1		07/22/15 06:06		
Total Carbon Dioxide Calc	Analytical Method: SM 4500-CO2 D								
Carbon Dioxide Calculation	**350**	mg/L	20.0	20.0	1		07/28/15 00:00		
5310C TOC	Analytical Method: SM 5310C								
Total Organic Carbon	ND	mg/L	1.0	0.46	1		07/28/15 16:58	7440-44-0	
SM4500P-E, Total Phosphorus	Analytical Method: SM 4500-P E Preparation Method: SM4500-P B								
Phosphate as P04	**0.066**	mg/L	0.030	0.010	1	07/23/15 10:15	07/23/15 13:50		

REPORT OF LABORATORY ANALYSIS

This report shall not be reproduced, except in full,
without the written consent of Pace Analytical Services, Inc..

Pace Analytical Services, Inc.
9608 Loiret Blvd.
Lenexa, KS 66219
(913)599-5665

ANALYTICAL RESULTS

Project: FORT SMITH, AR
Pace Project No.: 60198856

Sample: EB-01-201507 **Lab ID: 60198856005** Collected: 07/20/15 17:00 Received: 07/21/15 08:45 Matrix: Water

Parameters	Results	Units	Report Limit	MDL	DF	Prepared	Analyzed	CAS No.	Qual
8260 MSV	Analytical Method: EPA 5030B/8260								
Acetone	**2.3J**	ug/L	10.0	1.9	1		07/22/15 12:49	67-64-1	B
Benzene	ND	ug/L	1.0	0.060	1		07/22/15 12:49	71-43-2	
Bromodichloromethane	ND	ug/L	1.0	0.19	1		07/22/15 12:49	75-27-4	
Bromoform	ND	ug/L	1.0	0.070	1		07/22/15 12:49	75-25-2	
Bromomethane	ND	ug/L	5.0	0.16	1		07/22/15 12:49	74-83-9	
2-Butanone (MEK)	ND	ug/L	10.0	0.59	1		07/22/15 12:49	78-93-3	
Carbon disulfide	ND	ug/L	5.0	0.12	1		07/22/15 12:49	75-15-0	
Carbon tetrachloride	ND	ug/L	1.0	0.18	1		07/22/15 12:49	56-23-5	
Chlorobenzene	ND	ug/L	1.0	0.21	1		07/22/15 12:49	108-90-7	
Chloroethane	ND	ug/L	1.0	0.15	1		07/22/15 12:49	75-00-3	
Chloroform	ND	ug/L	1.0	0.14	1		07/22/15 12:49	67-66-3	
Chloromethane	ND	ug/L	1.0	0.080	1		07/22/15 12:49	74-87-3	
Dibromochloromethane	ND	ug/L	1.0	0.21	1		07/22/15 12:49	124-48-1	
1,1-Dichloroethane	ND	ug/L	1.0	0.050	1		07/22/15 12:49	75-34-3	
1,2-Dichloroethane	ND	ug/L	1.0	0.12	1		07/22/15 12:49	107-06-2	
1,1-Dichloroethene	ND	ug/L	1.0	0.20	1		07/22/15 12:49	75-35-4	
cis-1,2-Dichloroethene	ND	ug/L	1.0	0.080	1		07/22/15 12:49	156-59-2	
trans-1,2-Dichloroethene	ND	ug/L	1.0	0.20	1		07/22/15 12:49	156-60-5	
1,2-Dichloropropane	ND	ug/L	1.0	0.16	1		07/22/15 12:49	78-87-5	
cis-1,3-Dichloropropene	ND	ug/L	1.0	0.14	1		07/22/15 12:49	10061-01-5	
trans-1,3-Dichloropropene	ND	ug/L	1.0	0.12	1		07/22/15 12:49	10061-02-6	
Ethylbenzene	ND	ug/L	1.0	0.18	1		07/22/15 12:49	100-41-4	
2-Hexanone	ND	ug/L	10.0	1.2	1		07/22/15 12:49	591-78-6	
Methylene chloride	ND	ug/L	1.0	0.15	1		07/22/15 12:49	75-09-2	
4-Methyl-2-pentanone (MIBK)	ND	ug/L	10.0	0.42	1		07/22/15 12:49	108-10-1	
Styrene	ND	ug/L	1.0	0.12	1		07/22/15 12:49	100-42-5	
1,1,2,2-Tetrachloroethane	ND	ug/L	1.0	0.15	1		07/22/15 12:49	79-34-5	
Tetrachloroethene	ND	ug/L	1.0	0.10	1		07/22/15 12:49	127-18-4	
Toluene	ND	ug/L	1.0	0.17	1		07/22/15 12:49	108-88-3	
1,1,1-Trichloroethane	ND	ug/L	1.0	0.11	1		07/22/15 12:49	71-55-6	
1,1,2-Trichloroethane	ND	ug/L	1.0	0.20	1		07/22/15 12:49	79-00-5	
Trichloroethene	ND	ug/L	1.0	0.17	1		07/22/15 12:49	79-01-6	
Vinyl chloride	ND	ug/L	1.0	0.13	1		07/22/15 12:49	75-01-4	
Xylene (Total)	ND	ug/L	3.0	0.42	1		07/22/15 12:49	1330-20-7	
Surrogates									
4-Bromofluorobenzene (S)	101	%	80-120		1		07/22/15 12:49	460-00-4	
1,2-Dichloroethane-d4 (S)	101	%	80-120		1		07/22/15 12:49	17060-07-0	
Toluene-d8 (S)	102	%	80-120		1		07/22/15 12:49	2037-26-5	
Preservation pH	**1.0**		0.10	0.10	1		07/22/15 12:49		

REPORT OF LABORATORY ANALYSIS

This report shall not be reproduced, except in full,
without the written consent of Pace Analytical Services, Inc..

Pace Analytical Services, Inc.
9608 Loiret Blvd.
Lenexa, KS 66219
(913)599-5665

ANALYTICAL RESULTS

Project: FORT SMITH, AR
Pace Project No.: 60198856

Sample: MW-40R-201507 **Lab ID: 60198856006** Collected: 07/20/15 14:30 Received: 07/21/15 08:45 Matrix: Water

Parameters	Results	Units	Report Limit	MDL	DF	Prepared	Analyzed	CAS No.	Qual
Alcohol by Direct Inject GCFID	Analytical Method: EPA 8015 - Alcohol								
2-Chloroethanol	ND	ug/L	10000	1980	1		07/27/15 16:50	107-07-3	
6010 MET ICP	Analytical Method: EPA 6010 Preparation Method: EPA 3010								
Iron	**5460**	ug/L	50.0	9.0	1	07/22/15 10:15	07/22/15 16:43	7439-89-6	
Manganese	**7230**	ug/L	5.0	2.4	1	07/22/15 10:15	07/22/15 16:43	7439-96-5	
8260 MSV	Analytical Method: EPA 5030B/8260								
Acetone	**2.5J**	ug/L	10.0	1.9	1		07/22/15 16:04	67-64-1	
Benzene	ND	ug/L	1.0	0.060	1		07/22/15 16:04	71-43-2	
Bromodichloromethane	ND	ug/L	1.0	0.19	1		07/22/15 16:04	75-27-4	
Bromoform	ND	ug/L	1.0	0.070	1		07/22/15 16:04	75-25-2	
Bromomethane	ND	ug/L	5.0	0.16	1		07/22/15 16:04	74-83-9	
2-Butanone (MEK)	ND	ug/L	10.0	0.59	1		07/22/15 16:04	78-93-3	
Carbon disulfide	**0.25J**	ug/L	5.0	0.12	1		07/22/15 16:04	75-15-0	
Carbon tetrachloride	ND	ug/L	1.0	0.18	1		07/22/15 16:04	56-23-5	
Chlorobenzene	ND	ug/L	1.0	0.21	1		07/22/15 16:04	108-90-7	
Chloroethane	ND	ug/L	1.0	0.15	1		07/22/15 16:04	75-00-3	
Chloroform	**0.29J**	ug/L	1.0	0.14	1		07/22/15 16:04	67-66-3	
Chloromethane	ND	ug/L	1.0	0.080	1		07/22/15 16:04	74-87-3	
Dibromochloromethane	ND	ug/L	1.0	0.21	1		07/22/15 16:04	124-48-1	
1,1-Dichloroethane	ND	ug/L	1.0	0.050	1		07/22/15 16:04	75-34-3	
1,2-Dichloroethane	ND	ug/L	1.0	0.12	1		07/22/15 16:04	107-06-2	
1,1-Dichloroethene	**0.38J**	ug/L	1.0	0.20	1		07/22/15 16:04	75-35-4	
cis-1,2-Dichloroethene	ND	ug/L	1.0	0.080	1		07/22/15 16:04	156-59-2	
trans-1,2-Dichloroethene	ND	ug/L	1.0	0.20	1		07/22/15 16:04	156-60-5	
1,2-Dichloropropane	ND	ug/L	1.0	0.16	1		07/22/15 16:04	78-87-5	
cis-1,3-Dichloropropene	ND	ug/L	1.0	0.14	1		07/22/15 16:04	10061-01-5	
trans-1,3-Dichloropropene	ND	ug/L	1.0	0.12	1		07/22/15 16:04	10061-02-6	
Ethylbenzene	ND	ug/L	1.0	0.18	1		07/22/15 16:04	100-41-4	
2-Hexanone	ND	ug/L	10.0	1.2	1		07/22/15 16:04	591-78-6	
Methylene chloride	**0.32J**	ug/L	1.0	0.15	1		07/22/15 16:04	75-09-2	
4-Methyl-2-pentanone (MIBK)	ND	ug/L	10.0	0.42	1		07/22/15 16:04	108-10-1	
Styrene	ND	ug/L	1.0	0.12	1		07/22/15 16:04	100-42-5	
1,1,2,2-Tetrachloroethane	ND	ug/L	1.0	0.15	1		07/22/15 16:04	79-34-5	
Tetrachloroethene	ND	ug/L	1.0	0.10	1		07/22/15 16:04	127-18-4	
Toluene	ND	ug/L	1.0	0.17	1		07/22/15 16:04	108-88-3	
1,1,1-Trichloroethane	ND	ug/L	1.0	0.11	1		07/22/15 16:04	71-55-6	
1,1,2-Trichloroethane	ND	ug/L	1.0	0.20	1		07/22/15 16:04	79-00-5	
Trichloroethene	ND	ug/L	1.0	0.17	1		07/23/15 10:32	79-01-6	
Vinyl chloride	ND	ug/L	1.0	0.13	1		07/22/15 16:04	75-01-4	
Xylene (Total)	ND	ug/L	3.0	0.42	1		07/22/15 16:04	1330-20-7	
Surrogates									
4-Bromofluorobenzene (S)	100	%	80-120		1		07/22/15 16:04	460-00-4	
1,2-Dichloroethane-d4 (S)	99	%	80-120		1		07/22/15 16:04	17060-07-0	
Toluene-d8 (S)	98	%	80-120		1		07/22/15 16:04	2037-26-5	
Preservation pH	**1.0**		0.10	0.10	1		07/22/15 16:04		

REPORT OF LABORATORY ANALYSIS

This report shall not be reproduced, except in full,
without the written consent of Pace Analytical Services, Inc..

Pace Analytical Services, Inc.
9608 Loiret Blvd.
Lenexa, KS 66219
(913)599-5665

ANALYTICAL RESULTS

Project: FORT SMITH, AR
Pace Project No.: 60198856

Sample: MW-40R-201507 **Lab ID: 60198856006** Collected: 07/20/15 14:30 Received: 07/21/15 08:45 Matrix: Water

Parameters	Results	Units	Report Limit	MDL	DF	Prepared	Analyzed	CAS No.	Qual
2320B Alkalinity	Analytical Method: SM 2320B								
Alkalinity,Bicarbonate (CaCO3)	**66.0**	mg/L	20.0	2.0	1		07/28/15 16:47		
Alkalinity, Carbonate (CaCO3)	ND	mg/L	20.0	2.0	1		07/28/15 16:47		
Alkalinity, Total as CaCO3	**66.0**	mg/L	20.0	2.0	1		07/28/15 16:47		
Iron, Ferric (Calculation)	Analytical Method: SM 3500-Fe B#4								
Iron, Ferric	**2.2**	mg/L	0.20		1		08/06/15 00:00	7439-89-6	
4500H+ pH, Electrometric	Analytical Method: SM 4500-H+B								
pH at 25 Degrees C	**6.0**	Std. Units	0.10	0.10	1		07/20/15 18:00		1e,H6
4500S2D Sulfide, Total	Analytical Method: SM 4500-S-2 D								
Sulfide, Total	ND	mg/L	0.050	0.012	1		07/22/15 13:31	18496-25-8	
300.0 IC Anions 28 Days	Analytical Method: EPA 300.0								
Chloride	**210**	mg/L	20.0	10.0	20		07/22/15 20:03	16887-00-6	
Sulfate	**1.1**	mg/L	1.0	0.24	1		07/23/15 12:20	14808-79-8	
350.1 Ammonia	Analytical Method: EPA 350.1								
Nitrogen, Ammonia	ND	mg/L	0.10	0.046	1		07/21/15 15:51	7664-41-7	
353.2 Nitrogen, NO2/NO3 unpres	Analytical Method: EPA 353.2								
Nitrogen, Nitrate	ND	mg/L	0.10	0.014	1		07/22/15 06:04		
Nitrogen, Nitrite	ND	mg/L	0.10	0.023	1		07/22/15 06:04		
Nitrogen, NO2 plus NO3	ND	mg/L	0.10	0.014	1		07/22/15 06:04		
Total Carbon Dioxide Calc	Analytical Method: SM 4500-CO2 D								
Carbon Dioxide Calculation	**181**	mg/L	20.0	20.0	1		07/28/15 00:00		
5310C TOC	Analytical Method: SM 5310C								
Total Organic Carbon	**0.52J**	mg/L	1.0	0.46	1		07/28/15 17:11	7440-44-0	
SM4500P-E, Total Phosphorus	Analytical Method: SM 4500-P E Preparation Method: SM4500-P B								
Phosphate as P04	**0.066**	mg/L	0.030	0.010	1	07/23/15 10:15	07/23/15 13:50		

REPORT OF LABORATORY ANALYSIS

This report shall not be reproduced, except in full,
without the written consent of Pace Analytical Services, Inc..

Pace Analytical Services, Inc.
9608 Loiret Blvd.
Lenexa, KS 66219
(913)599-5665

ANALYTICAL RESULTS

Project: FORT SMITH, AR
Pace Project No.: 60198856

Sample: MW-68-201507 **Lab ID: 60198856007** Collected: 07/20/15 14:15 Received: 07/21/15 08:45 Matrix: Water

Parameters	Results	Units	Report Limit	MDL	DF	Prepared	Analyzed	CAS No.	Qual
Alcohol by Direct Inject GCFID	Analytical Method: EPA 8015 - Alcohol								
2-Chloroethanol	ND	ug/L	10000	1980	1		07/27/15 17:01	107-07-3	
6010 MET ICP	Analytical Method: EPA 6010 Preparation Method: EPA 3010								
Iron	**32.5J**	ug/L	50.0	9.0	1	07/22/15 10:15	07/22/15 16:46	7439-89-6	
Manganese	**1690**	ug/L	5.0	2.4	1	07/22/15 10:15	07/22/15 16:46	7439-96-5	
8260 MSV	Analytical Method: EPA 5030B/8260								
Acetone	ND	ug/L	10.0	1.9	1		07/22/15 16:19	67-64-1	
Benzene	ND	ug/L	1.0	0.060	1		07/22/15 16:19	71-43-2	
Bromodichloromethane	ND	ug/L	1.0	0.19	1		07/22/15 16:19	75-27-4	
Bromoform	ND	ug/L	1.0	0.070	1		07/22/15 16:19	75-25-2	
Bromomethane	ND	ug/L	5.0	0.16	1		07/22/15 16:19	74-83-9	
2-Butanone (MEK)	ND	ug/L	10.0	0.59	1		07/22/15 16:19	78-93-3	
Carbon disulfide	ND	ug/L	5.0	0.12	1		07/22/15 16:19	75-15-0	
Carbon tetrachloride	ND	ug/L	1.0	0.18	1		07/22/15 16:19	56-23-5	
Chlorobenzene	ND	ug/L	1.0	0.21	1		07/22/15 16:19	108-90-7	
Chloroethane	ND	ug/L	1.0	0.15	1		07/22/15 16:19	75-00-3	
Chloroform	ND	ug/L	1.0	0.14	1		07/22/15 16:19	67-66-3	
Chloromethane	ND	ug/L	1.0	0.080	1		07/22/15 16:19	74-87-3	
Dibromochloromethane	ND	ug/L	1.0	0.21	1		07/22/15 16:19	124-48-1	
1,1-Dichloroethane	ND	ug/L	1.0	0.050	1		07/22/15 16:19	75-34-3	
1,2-Dichloroethane	ND	ug/L	1.0	0.12	1		07/22/15 16:19	107-06-2	
1,1-Dichloroethene	ND	ug/L	1.0	0.20	1		07/22/15 16:19	75-35-4	
cis-1,2-Dichloroethene	ND	ug/L	1.0	0.080	1		07/22/15 16:19	156-59-2	
trans-1,2-Dichloroethene	ND	ug/L	1.0	0.20	1		07/22/15 16:19	156-60-5	
1,2-Dichloropropane	ND	ug/L	1.0	0.16	1		07/22/15 16:19	78-87-5	
cis-1,3-Dichloropropene	ND	ug/L	1.0	0.14	1		07/22/15 16:19	10061-01-5	
trans-1,3-Dichloropropene	ND	ug/L	1.0	0.12	1		07/22/15 16:19	10061-02-6	
Ethylbenzene	ND	ug/L	1.0	0.18	1		07/22/15 16:19	100-41-4	
2-Hexanone	ND	ug/L	10.0	1.2	1		07/22/15 16:19	591-78-6	
Methylene chloride	ND	ug/L	1.0	0.15	1		07/22/15 16:19	75-09-2	
4-Methyl-2-pentanone (MIBK)	ND	ug/L	10.0	0.42	1		07/22/15 16:19	108-10-1	
Styrene	ND	ug/L	1.0	0.12	1		07/22/15 16:19	100-42-5	
1,1,2,2-Tetrachloroethane	ND	ug/L	1.0	0.15	1		07/22/15 16:19	79-34-5	
Tetrachloroethene	ND	ug/L	1.0	0.10	1		07/22/15 16:19	127-18-4	
Toluene	ND	ug/L	1.0	0.17	1		07/22/15 16:19	108-88-3	
1,1,1-Trichloroethane	ND	ug/L	1.0	0.11	1		07/22/15 16:19	71-55-6	
1,1,2-Trichloroethane	ND	ug/L	1.0	0.20	1		07/22/15 16:19	79-00-5	
Trichloroethene	ND	ug/L	1.0	0.17	1		07/22/15 16:19	79-01-6	
Vinyl chloride	ND	ug/L	1.0	0.13	1		07/22/15 16:19	75-01-4	
Xylene (Total)	ND	ug/L	3.0	0.42	1		07/22/15 16:19	1330-20-7	
Surrogates									
4-Bromofluorobenzene (S)	101	%	80-120		1		07/22/15 16:19	460-00-4	
1,2-Dichloroethane-d4 (S)	100	%	80-120		1		07/22/15 16:19	17060-07-0	
Toluene-d8 (S)	100	%	80-120		1		07/22/15 16:19	2037-26-5	
Preservation pH	**1.0**		0.10	0.10	1		07/22/15 16:19		

REPORT OF LABORATORY ANALYSIS

This report shall not be reproduced, except in full,
without the written consent of Pace Analytical Services, Inc..

Pace Analytical Services, Inc.
9608 Loiret Blvd.
Lenexa, KS 66219
(913)599-5665

ANALYTICAL RESULTS

Project: FORT SMITH, AR
Pace Project No.: 60198856

Sample: MW-68-201507 **Lab ID: 60198856007** Collected: 07/20/15 14:15 Received: 07/21/15 08:45 Matrix: Water

Parameters	Results	Units	Report Limit	MDL	DF	Prepared	Analyzed	CAS No.	Qual
2320B Alkalinity	Analytical Method: SM 2320B								
Alkalinity,Bicarbonate (CaCO3)	**13.7J**	mg/L	20.0	2.0	1		07/28/15 16:50		
Alkalinity, Carbonate (CaCO3)	ND	mg/L	20.0	2.0	1		07/28/15 16:50		
Alkalinity, Total as CaCO3	**13.7J**	mg/L	20.0	2.0	1		07/28/15 16:50		
Iron, Ferric (Calculation)	Analytical Method: SM 3500-Fe B#4								
Iron, Ferric	ND	mg/L	0.20		1		08/06/15 00:00	7439-89-6	
4500H+ pH, Electrometric	Analytical Method: SM 4500-H+B								
pH at 25 Degrees C	**5.0**	Std. Units	0.10	0.10	1		07/20/15 18:00		1e,H6
4500S2D Sulfide, Total	Analytical Method: SM 4500-S-2 D								
Sulfide, Total	ND	mg/L	0.050	0.012	1		07/22/15 13:31	18496-25-8	
300.0 IC Anions 28 Days	Analytical Method: EPA 300.0								
Chloride	**314**	mg/L	20.0	10.0	20		07/22/15 20:16	16887-00-6	
Sulfate	**0.78J**	mg/L	1.0	0.24	1		07/23/15 12:34	14808-79-8	
350.1 Ammonia	Analytical Method: EPA 350.1								
Nitrogen, Ammonia	ND	mg/L	0.10	0.046	1		07/21/15 15:53	7664-41-7	
353.2 Nitrogen, NO2/NO3 unpres	Analytical Method: EPA 353.2								
Nitrogen, Nitrate	ND	mg/L	0.10	0.014	1		07/22/15 06:02		
Nitrogen, Nitrite	ND	mg/L	0.10	0.023	1		07/22/15 06:02		
Nitrogen, NO2 plus NO3	ND	mg/L	0.10	0.014	1		07/22/15 06:02		
Total Carbon Dioxide Calc	Analytical Method: SM 4500-CO2 D								
Carbon Dioxide Calculation	ND	mg/L	20.0	20.0	1		07/28/15 00:00		
5310C TOC	Analytical Method: SM 5310C								
Total Organic Carbon	ND	mg/L	1.0	0.46	1		07/28/15 17:50	7440-44-0	
SM4500P-E, Total Phosphorus	Analytical Method: SM 4500-P E Preparation Method: SM4500-P B								
Phosphate as P04	**0.10**	mg/L	0.030	0.010	1	07/23/15 10:15	07/23/15 13:50		

REPORT OF LABORATORY ANALYSIS

This report shall not be reproduced, except in full,
without the written consent of Pace Analytical Services, Inc..

Pace Analytical Services, Inc.
9608 Loiret Blvd.
Lenexa, KS 66219
(913)599-5665

ANALYTICAL RESULTS

Project: FORT SMITH, AR
Pace Project No.: 60198856

Sample: MW-39R-201507 **Lab ID: 60198856008** Collected: 07/20/15 16:45 Received: 07/21/15 08:45 Matrix: Water

Parameters	Results	Units	Report Limit	MDL	DF	Prepared	Analyzed	CAS No.	Qual
Alcohol by Direct Inject GCFID	Analytical Method: EPA 8015 - Alcohol								
2-Chloroethanol	ND	ug/L	10000	1980	1		07/27/15 17:13	107-07-3	
6010 MET ICP	Analytical Method: EPA 6010 Preparation Method: EPA 3010								
Iron	**569**	ug/L	50.0	9.0	1	07/22/15 10:15	07/22/15 16:48	7439-89-6	
Manganese	**1130**	ug/L	5.0	2.4	1	07/22/15 10:15	07/22/15 16:48	7439-96-5	
8260 MSV	Analytical Method: EPA 5030B/8260								
Acetone	**2.5J**	ug/L	10.0	1.9	1		07/22/15 16:34	67-64-1	
Benzene	ND	ug/L	1.0	0.060	1		07/22/15 16:34	71-43-2	
Bromodichloromethane	ND	ug/L	1.0	0.19	1		07/22/15 16:34	75-27-4	
Bromoform	ND	ug/L	1.0	0.070	1		07/22/15 16:34	75-25-2	
Bromomethane	ND	ug/L	5.0	0.16	1		07/22/15 16:34	74-83-9	
2-Butanone (MEK)	ND	ug/L	10.0	0.59	1		07/22/15 16:34	78-93-3	
Carbon disulfide	ND	ug/L	5.0	0.12	1		07/22/15 16:34	75-15-0	
Carbon tetrachloride	ND	ug/L	1.0	0.18	1		07/22/15 16:34	56-23-5	
Chlorobenzene	ND	ug/L	1.0	0.21	1		07/22/15 16:34	108-90-7	
Chloroethane	ND	ug/L	1.0	0.15	1		07/22/15 16:34	75-00-3	
Chloroform	**1.7**	ug/L	1.0	0.14	1		07/22/15 16:34	67-66-3	
Chloromethane	ND	ug/L	1.0	0.080	1		07/22/15 16:34	74-87-3	
Dibromochloromethane	ND	ug/L	1.0	0.21	1		07/22/15 16:34	124-48-1	
1,1-Dichloroethane	ND	ug/L	1.0	0.050	1		07/22/15 16:34	75-34-3	
1,2-Dichloroethane	ND	ug/L	1.0	0.12	1		07/22/15 16:34	107-06-2	
1,1-Dichloroethene	ND	ug/L	1.0	0.20	1		07/22/15 16:34	75-35-4	
cis-1,2-Dichloroethene	ND	ug/L	1.0	0.080	1		07/22/15 16:34	156-59-2	
trans-1,2-Dichloroethene	ND	ug/L	1.0	0.20	1		07/22/15 16:34	156-60-5	
1,2-Dichloropropane	ND	ug/L	1.0	0.16	1		07/22/15 16:34	78-87-5	
cis-1,3-Dichloropropene	ND	ug/L	1.0	0.14	1		07/22/15 16:34	10061-01-5	
trans-1,3-Dichloropropene	ND	ug/L	1.0	0.12	1		07/22/15 16:34	10061-02-6	
Ethylbenzene	ND	ug/L	1.0	0.18	1		07/22/15 16:34	100-41-4	
2-Hexanone	ND	ug/L	10.0	1.2	1		07/22/15 16:34	591-78-6	
Methylene chloride	ND	ug/L	1.0	0.15	1		07/22/15 16:34	75-09-2	
4-Methyl-2-pentanone (MIBK)	ND	ug/L	10.0	0.42	1		07/22/15 16:34	108-10-1	
Styrene	ND	ug/L	1.0	0.12	1		07/22/15 16:34	100-42-5	
1,1,2,2-Tetrachloroethane	ND	ug/L	1.0	0.15	1		07/22/15 16:34	79-34-5	
Tetrachloroethene	ND	ug/L	1.0	0.10	1		07/22/15 16:34	127-18-4	
Toluene	ND	ug/L	1.0	0.17	1		07/22/15 16:34	108-88-3	
1,1,1-Trichloroethane	ND	ug/L	1.0	0.11	1		07/22/15 16:34	71-55-6	
1,1,2-Trichloroethane	ND	ug/L	1.0	0.20	1		07/22/15 16:34	79-00-5	
Trichloroethene	ND	ug/L	1.0	0.17	1		07/22/15 16:34	79-01-6	
Vinyl chloride	ND	ug/L	1.0	0.13	1		07/22/15 16:34	75-01-4	
Xylene (Total)	ND	ug/L	3.0	0.42	1		07/22/15 16:34	1330-20-7	
Surrogates									
4-Bromofluorobenzene (S)	100	%	80-120		1		07/22/15 16:34	460-00-4	HS
1,2-Dichloroethane-d4 (S)	100	%	80-120		1		07/22/15 16:34	17060-07-0	
Toluene-d8 (S)	102	%	80-120		1		07/22/15 16:34	2037-26-5	
Preservation pH	**1.0**		0.10	0.10	1		07/22/15 16:34		

REPORT OF LABORATORY ANALYSIS

This report shall not be reproduced, except in full,
without the written consent of Pace Analytical Services, Inc..

Pace Analytical Services, Inc.
9608 Loiret Blvd.
Lenexa, KS 66219
(913)599-5665

ANALYTICAL RESULTS

Project: FORT SMITH, AR
Pace Project No.: 60198856

Sample: MW-39R-201507 **Lab ID: 60198856008** Collected: 07/20/15 16:45 Received: 07/21/15 08:45 Matrix: Water

Parameters	Results	Units	Report Limit	MDL	DF	Prepared	Analyzed	CAS No.	Qual
2320B Alkalinity	Analytical Method: SM 2320B								
Alkalinity,Bicarbonate (CaCO3)	**17.2J**	mg/L	20.0	2.0	1		07/28/15 17:02		
Alkalinity, Carbonate (CaCO3)	ND	mg/L	20.0	2.0	1		07/28/15 17:02		
Alkalinity, Total as CaCO3	**17.2J**	mg/L	20.0	2.0	1		07/28/15 17:02		
Iron, Ferric (Calculation)	Analytical Method: SM 3500-Fe B#4								
Iron, Ferric	**0.57**	mg/L	0.20		1		08/06/15 00:00	7439-89-6	
4500H+ pH, Electrometric	Analytical Method: SM 4500-H+B								
pH at 25 Degrees C	**5.1**	Std. Units	0.10	0.10	1		07/20/15 18:00		1e,H6
4500S2D Sulfide, Total	Analytical Method: SM 4500-S-2 D								
Sulfide, Total	ND	mg/L	0.050	0.012	1		07/22/15 13:31	18496-25-8	
300.0 IC Anions 28 Days	Analytical Method: EPA 300.0								
Chloride	**306**	mg/L	20.0	10.0	20		07/22/15 20:30	16887-00-6	
Sulfate	**6.1**	mg/L	1.0	0.24	1		07/23/15 12:47	14808-79-8	
350.1 Ammonia	Analytical Method: EPA 350.1								
Nitrogen, Ammonia	ND	mg/L	0.10	0.046	1		07/21/15 15:54	7664-41-7	
353.2 Nitrogen, NO2/NO3 unpres	Analytical Method: EPA 353.2								
Nitrogen, Nitrate	ND	mg/L	0.10	0.014	1		07/22/15 06:10		
Nitrogen, Nitrite	ND	mg/L	0.10	0.023	1		07/22/15 06:10		
Nitrogen, NO2 plus NO3	ND	mg/L	0.10	0.014	1		07/22/15 06:10		
Total Carbon Dioxide Calc	Analytical Method: SM 4500-CO2 D								
Carbon Dioxide Calculation	ND	mg/L	20.0	20.0	1		07/28/15 00:00		
5310C TOC	Analytical Method: SM 5310C								
Total Organic Carbon	ND	mg/L	1.0	0.46	1		07/28/15 18:04	7440-44-0	
SM4500P-E, Total Phosphorus	Analytical Method: SM 4500-P E Preparation Method: SM4500-P B								
Phosphate as P04	ND	mg/L	0.030	0.010	1	07/23/15 10:15	07/23/15 13:51		

REPORT OF LABORATORY ANALYSIS

This report shall not be reproduced, except in full,
without the written consent of Pace Analytical Services, Inc..

Pace Analytical Services, Inc.
9608 Loiret Blvd.
Lenexa, KS 66219
(913)599-5665

ANALYTICAL RESULTS

Project: FORT SMITH, AR
Pace Project No.: 60198856

Sample: MW-65-201507 **Lab ID: 60198856009** Collected: 07/20/15 16:30 Received: 07/21/15 08:45 Matrix: Water

Parameters	Results	Units	Report Limit	MDL	DF	Prepared	Analyzed	CAS No.	Qual
Alcohol by Direct Inject GCFID	Analytical Method: EPA 8015 - Alcohol								
2-Chloroethanol	ND	ug/L	10000	1980	1		07/27/15 17:24	107-07-3	
6010 MET ICP	Analytical Method: EPA 6010 Preparation Method: EPA 3010								
Iron	**98.3**	ug/L	50.0	9.0	1	07/22/15 10:15	07/22/15 16:50	7439-89-6	
Manganese	**52.8**	ug/L	5.0	2.4	1	07/22/15 10:15	07/22/15 16:50	7439-96-5	
8260 MSV	Analytical Method: EPA 5030B/8260								
Acetone	**62.1**	ug/L	10.0	1.9	1		07/22/15 16:49	67-64-1	
Benzene	**0.13J**	ug/L	1.0	0.060	1		07/22/15 16:49	71-43-2	
Bromodichloromethane	ND	ug/L	1.0	0.19	1		07/22/15 16:49	75-27-4	
Bromoform	**5.0**	ug/L	1.0	0.070	1		07/22/15 16:49	75-25-2	
Bromomethane	**1.3J**	ug/L	5.0	0.16	1		07/22/15 16:49	74-83-9	
2-Butanone (MEK)	**4.1J**	ug/L	10.0	0.59	1		07/22/15 16:49	78-93-3	
Carbon disulfide	ND	ug/L	5.0	0.12	1		07/22/15 16:49	75-15-0	
Carbon tetrachloride	ND	ug/L	1.0	0.18	1		07/22/15 16:49	56-23-5	
Chlorobenzene	ND	ug/L	1.0	0.21	1		07/22/15 16:49	108-90-7	
Chloroethane	ND	ug/L	1.0	0.15	1		07/22/15 16:49	75-00-3	
Chloroform	ND	ug/L	1.0	0.14	1		07/22/15 16:49	67-66-3	
Chloromethane	**2.5**	ug/L	1.0	0.080	1		07/22/15 16:49	74-87-3	
Dibromochloromethane	ND	ug/L	1.0	0.21	1		07/22/15 16:49	124-48-1	
1,1-Dichloroethane	ND	ug/L	1.0	0.050	1		07/22/15 16:49	75-34-3	
1,2-Dichloroethane	ND	ug/L	1.0	0.12	1		07/22/15 16:49	107-06-2	
1,1-Dichloroethene	ND	ug/L	1.0	0.20	1		07/22/15 16:49	75-35-4	
cis-1,2-Dichloroethene	**0.38J**	ug/L	1.0	0.080	1		07/22/15 16:49	156-59-2	
trans-1,2-Dichloroethene	ND	ug/L	1.0	0.20	1		07/22/15 16:49	156-60-5	
1,2-Dichloropropane	ND	ug/L	1.0	0.16	1		07/22/15 16:49	78-87-5	
cis-1,3-Dichloropropene	ND	ug/L	1.0	0.14	1		07/22/15 16:49	10061-01-5	
trans-1,3-Dichloropropene	ND	ug/L	1.0	0.12	1		07/22/15 16:49	10061-02-6	
Ethylbenzene	ND	ug/L	1.0	0.18	1		07/22/15 16:49	100-41-4	
2-Hexanone	ND	ug/L	10.0	1.2	1		07/22/15 16:49	591-78-6	
Methylene chloride	ND	ug/L	1.0	0.15	1		07/22/15 16:49	75-09-2	
4-Methyl-2-pentanone (MIBK)	ND	ug/L	10.0	0.42	1		07/22/15 16:49	108-10-1	
Styrene	ND	ug/L	1.0	0.12	1		07/22/15 16:49	100-42-5	
1,1,2,2-Tetrachloroethane	ND	ug/L	1.0	0.15	1		07/22/15 16:49	79-34-5	
Tetrachloroethene	ND	ug/L	1.0	0.10	1		07/22/15 16:49	127-18-4	
Toluene	ND	ug/L	1.0	0.17	1		07/22/15 16:49	108-88-3	
1,1,1-Trichloroethane	ND	ug/L	1.0	0.11	1		07/22/15 16:49	71-55-6	
1,1,2-Trichloroethane	ND	ug/L	1.0	0.20	1		07/22/15 16:49	79-00-5	
Trichloroethene	**26.3**	ug/L	1.0	0.17	1		07/22/15 16:49	79-01-6	
Vinyl chloride	ND	ug/L	1.0	0.13	1		07/22/15 16:49	75-01-4	
Xylene (Total)	ND	ug/L	3.0	0.42	1		07/22/15 16:49	1330-20-7	
Surrogates									
4-Bromofluorobenzene (S)	98	%	80-120		1		07/22/15 16:49	460-00-4	
1,2-Dichloroethane-d4 (S)	101	%	80-120		1		07/22/15 16:49	17060-07-0	
Toluene-d8 (S)	99	%	80-120		1		07/22/15 16:49	2037-26-5	
Preservation pH	**1.0**		0.10	0.10	1		07/22/15 16:49		

REPORT OF LABORATORY ANALYSIS

This report shall not be reproduced, except in full,
without the written consent of Pace Analytical Services, Inc..

Pace Analytical Services, Inc.
9608 Loiret Blvd.
Lenexa, KS 66219
(913)599-5665

ANALYTICAL RESULTS

Project: FORT SMITH, AR
Pace Project No.: 60198856

Sample: MW-65-201507 **Lab ID: 60198856009** Collected: 07/20/15 16:30 Received: 07/21/15 08:45 Matrix: Water

Parameters	Results	Units	Report Limit	MDL	DF	Prepared	Analyzed	CAS No.	Qual
2320B Alkalinity	Analytical Method: SM 2320B								
Alkalinity,Bicarbonate (CaCO3)	**55.3**	mg/L	20.0	2.0	1		07/28/15 17:06		
Alkalinity, Carbonate (CaCO3)	**264**	mg/L	20.0	2.0	1		07/28/15 17:06		
Alkalinity, Total as CaCO3	**319**	mg/L	20.0	2.0	1		07/28/15 17:06		
Iron, Ferric (Calculation)	Analytical Method: SM 3500-Fe B#4								
Iron, Ferric	ND	mg/L	0.20		1		08/06/15 00:00	7439-89-6	
4500H+ pH, Electrometric	Analytical Method: SM 4500-H+B								
pH at 25 Degrees C	**10.1**	Std. Units	0.10	0.10	1		07/20/15 18:00		1e,H6
4500S2D Sulfide, Total	Analytical Method: SM 4500-S-2 D								
Sulfide, Total	ND	mg/L	0.050	0.012	1		07/22/15 13:32	18496-25-8	
300.0 IC Anions 28 Days	Analytical Method: EPA 300.0								
Chloride	**232**	mg/L	20.0	10.0	20		07/22/15 20:44	16887-00-6	
Sulfate	**2780**	mg/L	200	47.3	200		07/23/15 13:01	14808-79-8	
350.1 Ammonia	Analytical Method: EPA 350.1								
Nitrogen, Ammonia	**0.55**	mg/L	0.10	0.046	1		07/21/15 15:55	7664-41-7	
353.2 Nitrogen, NO2/NO3 unpres	Analytical Method: EPA 353.2								
Nitrogen, Nitrate	**2.5**	mg/L	0.10	0.014	1		07/22/15 06:09		
Nitrogen, Nitrite	ND	mg/L	0.10	0.023	1		07/22/15 06:09		
Nitrogen, NO2 plus NO3	**2.5**	mg/L	0.10	0.014	1		07/22/15 06:09		
Total Carbon Dioxide Calc	Analytical Method: SM 4500-CO2 D								
Carbon Dioxide Calculation	**165**	mg/L	20.0	20.0	1		07/28/15 00:00		
5310C TOC	Analytical Method: SM 5310C								
Total Organic Carbon	**3.1**	mg/L	1.0	0.46	1		07/28/15 18:23	7440-44-0	
SM4500P-E, Total Phosphorus	Analytical Method: SM 4500-P E Preparation Method: SM4500-P B								
Phosphate as P04	**0.70**	mg/L	0.030	0.010	1	07/23/15 10:15	07/23/15 13:51		

REPORT OF LABORATORY ANALYSIS

This report shall not be reproduced, except in full,
without the written consent of Pace Analytical Services, Inc..

Pace Analytical Services, Inc.
9608 Loiret Blvd.
Lenexa, KS 66219
(913)599-5665

ANALYTICAL RESULTS

Project: FORT SMITH, AR
Pace Project No.: 60198856

Sample: TB-02-201507 **Lab ID: 60198856010** Collected: 07/20/15 08:00 Received: 07/21/15 08:45 Matrix: Water

Parameters	Results	Units	Report Limit	MDL	DF	Prepared	Analyzed	CAS No.	Qual
8260 MSV	Analytical Method: EPA 5030B/8260								
Acetone	ND	ug/L	10.0	1.9	1		07/22/15 15:19	67-64-1	
Benzene	ND	ug/L	1.0	0.060	1		07/22/15 15:19	71-43-2	
Bromodichloromethane	ND	ug/L	1.0	0.19	1		07/22/15 15:19	75-27-4	
Bromoform	ND	ug/L	1.0	0.070	1		07/22/15 15:19	75-25-2	
Bromomethane	ND	ug/L	5.0	0.16	1		07/22/15 15:19	74-83-9	
2-Butanone (MEK)	ND	ug/L	10.0	0.59	1		07/22/15 15:19	78-93-3	
Carbon disulfide	ND	ug/L	5.0	0.12	1		07/22/15 15:19	75-15-0	
Carbon tetrachloride	ND	ug/L	1.0	0.18	1		07/22/15 15:19	56-23-5	
Chlorobenzene	ND	ug/L	1.0	0.21	1		07/22/15 15:19	108-90-7	
Chloroethane	ND	ug/L	1.0	0.15	1		07/22/15 15:19	75-00-3	
Chloroform	ND	ug/L	1.0	0.14	1		07/22/15 15:19	67-66-3	
Chloromethane	ND	ug/L	1.0	0.080	1		07/22/15 15:19	74-87-3	
Dibromochloromethane	ND	ug/L	1.0	0.21	1		07/22/15 15:19	124-48-1	
1,1-Dichloroethane	ND	ug/L	1.0	0.050	1		07/22/15 15:19	75-34-3	
1,2-Dichloroethane	ND	ug/L	1.0	0.12	1		07/22/15 15:19	107-06-2	
1,1-Dichloroethene	ND	ug/L	1.0	0.20	1		07/22/15 15:19	75-35-4	
cis-1,2-Dichloroethene	ND	ug/L	1.0	0.080	1		07/22/15 15:19	156-59-2	
trans-1,2-Dichloroethene	ND	ug/L	1.0	0.20	1		07/22/15 15:19	156-60-5	
1,2-Dichloropropane	ND	ug/L	1.0	0.16	1		07/22/15 15:19	78-87-5	
cis-1,3-Dichloropropene	ND	ug/L	1.0	0.14	1		07/22/15 15:19	10061-01-5	
trans-1,3-Dichloropropene	ND	ug/L	1.0	0.12	1		07/22/15 15:19	10061-02-6	
Ethylbenzene	ND	ug/L	1.0	0.18	1		07/22/15 15:19	100-41-4	
2-Hexanone	ND	ug/L	10.0	1.2	1		07/22/15 15:19	591-78-6	
Methylene chloride	ND	ug/L	1.0	0.15	1		07/22/15 15:19	75-09-2	
4-Methyl-2-pentanone (MIBK)	ND	ug/L	10.0	0.42	1		07/22/15 15:19	108-10-1	
Styrene	ND	ug/L	1.0	0.12	1		07/22/15 15:19	100-42-5	
1,1,2,2-Tetrachloroethane	ND	ug/L	1.0	0.15	1		07/22/15 15:19	79-34-5	
Tetrachloroethene	ND	ug/L	1.0	0.10	1		07/22/15 15:19	127-18-4	
Toluene	ND	ug/L	1.0	0.17	1		07/22/15 15:19	108-88-3	
1,1,1-Trichloroethane	ND	ug/L	1.0	0.11	1		07/22/15 15:19	71-55-6	
1,1,2-Trichloroethane	ND	ug/L	1.0	0.20	1		07/22/15 15:19	79-00-5	
Trichloroethene	ND	ug/L	1.0	0.17	1		07/22/15 15:19	79-01-6	
Vinyl chloride	ND	ug/L	1.0	0.13	1		07/22/15 15:19	75-01-4	
Xylene (Total)	ND	ug/L	3.0	0.42	1		07/22/15 15:19	1330-20-7	
Surrogates									
4-Bromofluorobenzene (S)	98	%	80-120		1		07/22/15 15:19	460-00-4	
1,2-Dichloroethane-d4 (S)	99	%	80-120		1		07/22/15 15:19	17060-07-0	
Toluene-d8 (S)	99	%	80-120		1		07/22/15 15:19	2037-26-5	
Preservation pH	**1.0**		0.10	0.10	1		07/22/15 15:19		

REPORT OF LABORATORY ANALYSIS

This report shall not be reproduced, except in full,
without the written consent of Pace Analytical Services, Inc..

Pace Analytical Services, Inc.
9608 Loiret Blvd.
Lenexa, KS 66219
(913)599-5665

ANALYTICAL RESULTS

Project: FORT SMITH, AR
Pace Project No.: 60198856

Sample: TB-03-201507 **Lab ID: 60198856011** Collected: 07/20/15 08:00 Received: 07/21/15 08:45 Matrix: Water

Parameters	Results	Units	Report Limit	MDL	DF	Prepared	Analyzed	CAS No.	Qual
8260 MSV	Analytical Method: EPA 5030B/8260								
Acetone	**2.0J**	ug/L	10.0	1.9	1		07/22/15 15:34	67-64-1	
Benzene	ND	ug/L	1.0	0.060	1		07/22/15 15:34	71-43-2	
Bromodichloromethane	ND	ug/L	1.0	0.19	1		07/22/15 15:34	75-27-4	
Bromoform	ND	ug/L	1.0	0.070	1		07/22/15 15:34	75-25-2	
Bromomethane	ND	ug/L	5.0	0.16	1		07/22/15 15:34	74-83-9	
2-Butanone (MEK)	ND	ug/L	10.0	0.59	1		07/22/15 15:34	78-93-3	
Carbon disulfide	ND	ug/L	5.0	0.12	1		07/22/15 15:34	75-15-0	
Carbon tetrachloride	ND	ug/L	1.0	0.18	1		07/22/15 15:34	56-23-5	
Chlorobenzene	ND	ug/L	1.0	0.21	1		07/22/15 15:34	108-90-7	
Chloroethane	ND	ug/L	1.0	0.15	1		07/22/15 15:34	75-00-3	
Chloroform	ND	ug/L	1.0	0.14	1		07/22/15 15:34	67-66-3	
Chloromethane	ND	ug/L	1.0	0.080	1		07/22/15 15:34	74-87-3	
Dibromochloromethane	ND	ug/L	1.0	0.21	1		07/22/15 15:34	124-48-1	
1,1-Dichloroethane	ND	ug/L	1.0	0.050	1		07/22/15 15:34	75-34-3	
1,2-Dichloroethane	ND	ug/L	1.0	0.12	1		07/22/15 15:34	107-06-2	
1,1-Dichloroethene	ND	ug/L	1.0	0.20	1		07/22/15 15:34	75-35-4	
cis-1,2-Dichloroethene	ND	ug/L	1.0	0.080	1		07/22/15 15:34	156-59-2	
trans-1,2-Dichloroethene	ND	ug/L	1.0	0.20	1		07/22/15 15:34	156-60-5	
1,2-Dichloropropane	ND	ug/L	1.0	0.16	1		07/22/15 15:34	78-87-5	
cis-1,3-Dichloropropene	ND	ug/L	1.0	0.14	1		07/22/15 15:34	10061-01-5	
trans-1,3-Dichloropropene	ND	ug/L	1.0	0.12	1		07/22/15 15:34	10061-02-6	
Ethylbenzene	ND	ug/L	1.0	0.18	1		07/22/15 15:34	100-41-4	
2-Hexanone	ND	ug/L	10.0	1.2	1		07/22/15 15:34	591-78-6	
Methylene chloride	ND	ug/L	1.0	0.15	1		07/22/15 15:34	75-09-2	
4-Methyl-2-pentanone (MIBK)	ND	ug/L	10.0	0.42	1		07/22/15 15:34	108-10-1	
Styrene	ND	ug/L	1.0	0.12	1		07/22/15 15:34	100-42-5	
1,1,2,2-Tetrachloroethane	ND	ug/L	1.0	0.15	1		07/22/15 15:34	79-34-5	
Tetrachloroethene	ND	ug/L	1.0	0.10	1		07/22/15 15:34	127-18-4	
Toluene	ND	ug/L	1.0	0.17	1		07/22/15 15:34	108-88-3	
1,1,1-Trichloroethane	ND	ug/L	1.0	0.11	1		07/22/15 15:34	71-55-6	
1,1,2-Trichloroethane	ND	ug/L	1.0	0.20	1		07/22/15 15:34	79-00-5	
Trichloroethene	ND	ug/L	1.0	0.17	1		07/22/15 15:34	79-01-6	
Vinyl chloride	ND	ug/L	1.0	0.13	1		07/22/15 15:34	75-01-4	
Xylene (Total)	ND	ug/L	3.0	0.42	1		07/22/15 15:34	1330-20-7	
Surrogates									
4-Bromofluorobenzene (S)	103	%	80-120		1		07/22/15 15:34	460-00-4	
1,2-Dichloroethane-d4 (S)	100	%	80-120		1		07/22/15 15:34	17060-07-0	
Toluene-d8 (S)	103	%	80-120		1		07/22/15 15:34	2037-26-5	
Preservation pH	**1.0**		0.10	0.10	1		07/22/15 15:34		

REPORT OF LABORATORY ANALYSIS

This report shall not be reproduced, except in full,
without the written consent of Pace Analytical Services, Inc..

Pace Analytical Services, Inc.
9608 Loiret Blvd.
Lenexa, KS 66219
(913)599-5665

ANALYTICAL RESULTS

Project: FORT SMITH, AR
Pace Project No.: 60198856

Sample: MW-56R-201507 **Lab ID: 60198856012** Collected: 07/20/15 14:05 Received: 07/22/15 08:55 Matrix: Water

Parameters	Results	Units	Report Limit	MDL	DF	Prepared	Analyzed	CAS No.	Qual
Alcohol by Direct Inject GCFID	Analytical Method: EPA 8015 - Alcohol								
2-Chloroethanol	ND	ug/L	10000	1980	1		07/27/15 17:36	107-07-3	
6010 MET ICP	Analytical Method: EPA 6010 Preparation Method: EPA 3010								
Iron	**938**	ug/L	50.0	9.0	1	07/27/15 10:00	07/27/15 15:21	7439-89-6	
Manganese	**1660**	ug/L	5.0	2.4	1	07/27/15 10:00	07/27/15 15:21	7439-96-5	
8260 MSV	Analytical Method: EPA 5030B/8260								
Acetone	**3.0J**	ug/L	10.0	1.9	1		07/23/15 11:32	67-64-1	
Benzene	**0.14J**	ug/L	1.0	0.060	1		07/23/15 11:32	71-43-2	
Bromodichloromethane	ND	ug/L	1.0	0.19	1		07/23/15 11:32	75-27-4	
Bromoform	ND	ug/L	1.0	0.070	1		07/23/15 11:32	75-25-2	
Bromomethane	ND	ug/L	5.0	0.16	1		07/23/15 11:32	74-83-9	
2-Butanone (MEK)	ND	ug/L	10.0	0.59	1		07/23/15 11:32	78-93-3	
Carbon disulfide	ND	ug/L	5.0	0.12	1		07/23/15 11:32	75-15-0	
Carbon tetrachloride	ND	ug/L	1.0	0.18	1		07/23/15 11:32	56-23-5	
Chlorobenzene	ND	ug/L	1.0	0.21	1		07/23/15 11:32	108-90-7	
Chloroethane	ND	ug/L	1.0	0.15	1		07/23/15 11:32	75-00-3	
Chloroform	**4.0**	ug/L	1.0	0.14	1		07/23/15 11:32	67-66-3	
Chloromethane	ND	ug/L	1.0	0.080	1		07/23/15 11:32	74-87-3	
Dibromochloromethane	ND	ug/L	1.0	0.21	1		07/23/15 11:32	124-48-1	
1,1-Dichloroethane	ND	ug/L	1.0	0.050	1		07/23/15 11:32	75-34-3	
1,2-Dichloroethane	ND	ug/L	1.0	0.12	1		07/23/15 11:32	107-06-2	
1,1-Dichloroethene	**0.79J**	ug/L	1.0	0.20	1		07/23/15 11:32	75-35-4	
cis-1,2-Dichloroethene	**8.0**	ug/L	1.0	0.080	1		07/23/15 11:32	156-59-2	
trans-1,2-Dichloroethene	**0.71J**	ug/L	1.0	0.20	1		07/23/15 11:32	156-60-5	
1,2-Dichloropropane	ND	ug/L	1.0	0.16	1		07/23/15 11:32	78-87-5	
cis-1,3-Dichloropropene	ND	ug/L	1.0	0.14	1		07/23/15 11:32	10061-01-5	
trans-1,3-Dichloropropene	ND	ug/L	1.0	0.12	1		07/23/15 11:32	10061-02-6	
Ethylbenzene	ND	ug/L	1.0	0.18	1		07/23/15 11:32	100-41-4	
2-Hexanone	ND	ug/L	10.0	1.2	1		07/23/15 11:32	591-78-6	
Methylene chloride	ND	ug/L	1.0	0.15	1		07/23/15 11:32	75-09-2	
4-Methyl-2-pentanone (MIBK)	ND	ug/L	10.0	0.42	1		07/23/15 11:32	108-10-1	
Styrene	ND	ug/L	1.0	0.12	1		07/23/15 11:32	100-42-5	
1,1,2,2-Tetrachloroethane	ND	ug/L	1.0	0.15	1		07/23/15 11:32	79-34-5	
Tetrachloroethene	ND	ug/L	1.0	0.10	1		07/23/15 11:32	127-18-4	
Toluene	**0.22J**	ug/L	1.0	0.17	1		07/23/15 11:32	108-88-3	
1,1,1-Trichloroethane	ND	ug/L	1.0	0.11	1		07/23/15 11:32	71-55-6	
1,1,2-Trichloroethane	ND	ug/L	1.0	0.20	1		07/23/15 11:32	79-00-5	
Trichloroethene	**156**	ug/L	1.0	0.17	1		07/23/15 11:32	79-01-6	
Vinyl chloride	**0.31J**	ug/L	1.0	0.13	1		07/23/15 11:32	75-01-4	
Xylene (Total)	ND	ug/L	3.0	0.42	1		07/23/15 11:32	1330-20-7	
Surrogates									
4-Bromofluorobenzene (S)	102	%	80-120		1		07/23/15 11:32	460-00-4	
1,2-Dichloroethane-d4 (S)	100	%	80-120		1		07/23/15 11:32	17060-07-0	
Toluene-d8 (S)	99	%	80-120		1		07/23/15 11:32	2037-26-5	
Preservation pH	**1.0**		0.10	0.10	1		07/23/15 11:32		

REPORT OF LABORATORY ANALYSIS

This report shall not be reproduced, except in full,
without the written consent of Pace Analytical Services, Inc..

Pace Analytical Services, Inc.
9608 Loiret Blvd.
Lenexa, KS 66219
(913)599-5665

ANALYTICAL RESULTS

Project: FORT SMITH, AR
Pace Project No.: 60198856

Sample: MW-56R-201507 **Lab ID: 60198856012** Collected: 07/20/15 14:05 Received: 07/22/15 08:55 Matrix: Water

Parameters	Results	Units	Report Limit	MDL	DF	Prepared	Analyzed	CAS No.	Qual
2320B Alkalinity	Analytical Method: SM 2320B								
Alkalinity,Bicarbonate (CaCO3)	**190**	mg/L	20.0	2.0	1		07/29/15 11:37		
Alkalinity, Carbonate (CaCO3)	ND	mg/L	20.0	2.0	1		07/29/15 11:37		
Alkalinity, Total as CaCO3	**190**	mg/L	20.0	2.0	1		07/29/15 11:37		
Iron, Ferric (Calculation)	Analytical Method: SM 3500-Fe B#4								
Iron, Ferric	**0.90**	mg/L	0.20		1		08/06/15 00:00	7439-89-6	
4500H+ pH, Electrometric	Analytical Method: SM 4500-H+B								
pH at 25 Degrees C	**6.3**	Std. Units	0.10	0.10	1		07/20/15 18:00		H6
4500S2D Sulfide, Total	Analytical Method: SM 4500-S-2 D								
Sulfide, Total	ND	mg/L	0.050	0.012	1		07/27/15 09:39	18496-25-8	M1
300.0 IC Anions 28 Days	Analytical Method: EPA 300.0								
Chloride	**183**	mg/L	10.0	5.0	10		07/23/15 19:14	16887-00-6	
Sulfate	**83.4**	mg/L	10.0	2.4	10		07/23/15 19:14	14808-79-8	
350.1 Ammonia	Analytical Method: EPA 350.1								
Nitrogen, Ammonia	ND	mg/L	0.10	0.046	1		07/27/15 12:01	7664-41-7	
353.2 Nitrogen, NO2/NO3 unpres	Analytical Method: EPA 353.2								
Nitrogen, Nitrate	ND	mg/L	0.10	0.014	1		07/22/15 11:58		
Nitrogen, Nitrite	ND	mg/L	0.10	0.023	1		07/22/15 11:58		
Nitrogen, NO2 plus NO3	ND	mg/L	0.10	0.014	1		07/22/15 11:58		
Total Carbon Dioxide Calc	Analytical Method: SM 4500-CO2 D								
Carbon Dioxide Calculation	**342**	mg/L	20.0	20.0	1		07/28/15 00:00		
5310C TOC	Analytical Method: SM 5310C								
Total Organic Carbon	**2.4**	mg/L	1.0	0.46	1		07/30/15 14:33	7440-44-0	
SM4500P-E, Total Phosphorus	Analytical Method: SM 4500-P E Preparation Method: SM4500-P B								
Phosphate as P04	**0.066**	mg/L	0.030	0.010	1	07/28/15 13:39	07/28/15 15:07		

REPORT OF LABORATORY ANALYSIS

This report shall not be reproduced, except in full,
without the written consent of Pace Analytical Services, Inc..

Pace Analytical Services, Inc.
9608 Loiret Blvd.
Lenexa, KS 66219
(913)599-5665

ANALYTICAL RESULTS

Project: FORT SMITH, AR
Pace Project No.: 60198856

Sample: MW-57R-201507 **Lab ID: 60198856013** Collected: 07/20/15 13:50 Received: 07/22/15 08:55 Matrix: Water

Parameters	Results	Units	Report Limit	MDL	DF	Prepared	Analyzed	CAS No.	Qual
Alcohol by Direct Inject GCFID	Analytical Method: EPA 8015 - Alcohol								
2-Chloroethanol	ND	ug/L	10000	1980	1		07/27/15 17:47	107-07-3	
6010 MET ICP	Analytical Method: EPA 6010 Preparation Method: EPA 3010								
Iron	**520**	ug/L	50.0	9.0	1	07/27/15 10:00	07/27/15 15:32	7439-89-6	
Manganese	**4330**	ug/L	5.0	2.4	1	07/27/15 10:00	07/27/15 15:32	7439-96-5	
8260 MSV	Analytical Method: EPA 5030B/8260								
Acetone	**4.2J**	ug/L	10.0	1.9	1		07/23/15 11:47	67-64-1	
Benzene	ND	ug/L	1.0	0.060	1		07/23/15 11:47	71-43-2	
Bromodichloromethane	ND	ug/L	1.0	0.19	1		07/23/15 11:47	75-27-4	
Bromoform	ND	ug/L	1.0	0.070	1		07/23/15 11:47	75-25-2	
Bromomethane	ND	ug/L	5.0	0.16	1		07/23/15 11:47	74-83-9	
2-Butanone (MEK)	ND	ug/L	10.0	0.59	1		07/23/15 11:47	78-93-3	
Carbon disulfide	**0.24J**	ug/L	5.0	0.12	1		07/23/15 11:47	75-15-0	
Carbon tetrachloride	ND	ug/L	1.0	0.18	1		07/23/15 11:47	56-23-5	
Chlorobenzene	ND	ug/L	1.0	0.21	1		07/23/15 11:47	108-90-7	
Chloroethane	ND	ug/L	1.0	0.15	1		07/23/15 11:47	75-00-3	
Chloroform	**1.5**	ug/L	1.0	0.14	1		07/23/15 11:47	67-66-3	
Chloromethane	ND	ug/L	1.0	0.080	1		07/23/15 11:47	74-87-3	
Dibromochloromethane	ND	ug/L	1.0	0.21	1		07/23/15 11:47	124-48-1	
1,1-Dichloroethane	ND	ug/L	1.0	0.050	1		07/23/15 11:47	75-34-3	
1,2-Dichloroethane	ND	ug/L	1.0	0.12	1		07/23/15 11:47	107-06-2	
1,1-Dichloroethene	**1.7**	ug/L	1.0	0.20	1		07/23/15 11:47	75-35-4	
cis-1,2-Dichloroethene	**10.6**	ug/L	1.0	0.080	1		07/23/15 11:47	156-59-2	
trans-1,2-Dichloroethene	**0.98J**	ug/L	1.0	0.20	1		07/23/15 11:47	156-60-5	
1,2-Dichloropropane	ND	ug/L	1.0	0.16	1		07/23/15 11:47	78-87-5	
cis-1,3-Dichloropropene	ND	ug/L	1.0	0.14	1		07/23/15 11:47	10061-01-5	
trans-1,3-Dichloropropene	ND	ug/L	1.0	0.12	1		07/23/15 11:47	10061-02-6	
Ethylbenzene	ND	ug/L	1.0	0.18	1		07/23/15 11:47	100-41-4	
2-Hexanone	ND	ug/L	10.0	1.2	1		07/23/15 11:47	591-78-6	
Methylene chloride	ND	ug/L	1.0	0.15	1		07/23/15 11:47	75-09-2	
4-Methyl-2-pentanone (MIBK)	ND	ug/L	10.0	0.42	1		07/23/15 11:47	108-10-1	
Styrene	ND	ug/L	1.0	0.12	1		07/23/15 11:47	100-42-5	
1,1,2,2-Tetrachloroethane	ND	ug/L	1.0	0.15	1		07/23/15 11:47	79-34-5	
Tetrachloroethene	ND	ug/L	1.0	0.10	1		07/23/15 11:47	127-18-4	
Toluene	ND	ug/L	1.0	0.17	1		07/23/15 11:47	108-88-3	
1,1,1-Trichloroethane	ND	ug/L	1.0	0.11	1		07/23/15 11:47	71-55-6	
1,1,2-Trichloroethane	ND	ug/L	1.0	0.20	1		07/23/15 11:47	79-00-5	
Trichloroethene	**409**	ug/L	5.0	0.85	5		07/22/15 17:19	79-01-6	
Vinyl chloride	**0.53J**	ug/L	1.0	0.13	1		07/23/15 11:47	75-01-4	
Xylene (Total)	ND	ug/L	3.0	0.42	1		07/23/15 11:47	1330-20-7	
Surrogates									
4-Bromofluorobenzene (S)	99	%	80-120		1		07/23/15 11:47	460-00-4	
1,2-Dichloroethane-d4 (S)	99	%	80-120		1		07/23/15 11:47	17060-07-0	
Toluene-d8 (S)	100	%	80-120		1		07/23/15 11:47	2037-26-5	
Preservation pH	**1.0**		0.10	0.10	1		07/23/15 11:47		

REPORT OF LABORATORY ANALYSIS

This report shall not be reproduced, except in full,
without the written consent of Pace Analytical Services, Inc..

Pace Analytical Services, Inc.
9608 Loiret Blvd.
Lenexa, KS 66219
(913)599-5665

ANALYTICAL RESULTS

Project: FORT SMITH, AR
Pace Project No.: 60198856

Sample: MW-57R-201507 **Lab ID: 60198856013** Collected: 07/20/15 13:50 Received: 07/22/15 08:55 Matrix: Water

Parameters	Results	Units	Report Limit	MDL	DF	Prepared	Analyzed	CAS No.	Qual
2320B Alkalinity	Analytical Method: SM 2320B								
Alkalinity,Bicarbonate (CaCO3)	**185**	mg/L	20.0	2.0	1		07/29/15 11:41		
Alkalinity, Carbonate (CaCO3)	ND	mg/L	20.0	2.0	1		07/29/15 11:41		
Alkalinity, Total as CaCO3	**185**	mg/L	20.0	2.0	1		07/29/15 11:41		
Iron, Ferric (Calculation)	Analytical Method: SM 3500-Fe B#4								
Iron, Ferric	**0.52**	mg/L	0.20		1		08/06/15 00:00	7439-89-6	
4500H+ pH, Electrometric	Analytical Method: SM 4500-H+B								
pH at 25 Degrees C	**6.2**	Std. Units	0.10	0.10	1		07/20/15 18:00		1e,H6
4500S2D Sulfide, Total	Analytical Method: SM 4500-S-2 D								
Sulfide, Total	ND	mg/L	0.050	0.012	1		07/27/15 09:43	18496-25-8	
300.0 IC Anions 28 Days	Analytical Method: EPA 300.0								
Chloride	**221**	mg/L	20.0	10.0	20		07/27/15 23:38	16887-00-6	
Sulfate	**128**	mg/L	10.0	2.4	10		07/23/15 19:29	14808-79-8	
350.1 Ammonia	Analytical Method: EPA 350.1								
Nitrogen, Ammonia	ND	mg/L	0.10	0.046	1		07/27/15 12:02	7664-41-7	
353.2 Nitrogen, NO2/NO3 unpres	Analytical Method: EPA 353.2								
Nitrogen, Nitrate	ND	mg/L	0.10	0.014	1		07/22/15 11:58		
Nitrogen, Nitrite	ND	mg/L	0.10	0.023	1		07/22/15 11:58		
Nitrogen, NO2 plus NO3	ND	mg/L	0.10	0.014	1		07/22/15 11:58		
Total Carbon Dioxide Calc	Analytical Method: SM 4500-CO2 D								
Carbon Dioxide Calculation	**401**	mg/L	20.0	20.0	1		07/28/15 00:00		
5310C TOC	Analytical Method: SM 5310C								
Total Organic Carbon	**4.1**	mg/L	1.0	0.46	1		07/30/15 14:46	7440-44-0	
SM4500P-E, Total Phosphorus	Analytical Method: SM 4500-P E Preparation Method: SM4500-P B								
Phosphate as P04	**0.80**	mg/L	0.030	0.010	1	07/28/15 13:39	07/28/15 15:07		

REPORT OF LABORATORY ANALYSIS

This report shall not be reproduced, except in full,
without the written consent of Pace Analytical Services, Inc..

Pace Analytical Services, Inc.
9608 Loiret Blvd.
Lenexa, KS 66219
(913)599-5665

ANALYTICAL RESULTS

Project: FORT SMITH, AR
Pace Project No.: 60198856

Sample: IW-72-201507 **Lab ID: 60198856014** Collected: 07/20/15 13:15 Received: 07/22/15 08:55 Matrix: Water

Parameters	Results	Units	Report Limit	MDL	DF	Prepared	Analyzed	CAS No.	Qual
Alcohol by Direct Inject GCFID	Analytical Method: EPA 8015 - Alcohol								
2-Chloroethanol	ND	ug/L	10000	1980	1		07/27/15 17:59	107-07-3	
6010 MET ICP	Analytical Method: EPA 6010 Preparation Method: EPA 3010								
Iron	**181**	ug/L	50.0	9.0	1	07/27/15 10:00	07/27/15 15:36	7439-89-6	
Manganese	**4280**	ug/L	5.0	2.4	1	07/27/15 10:00	07/27/15 15:36	7439-96-5	
8260 MSV	Analytical Method: EPA 5030B/8260								
Acetone	**6.6J**	ug/L	10.0	1.9	1		07/22/15 17:34	67-64-1	
Benzene	**0.11J**	ug/L	1.0	0.060	1		07/22/15 17:34	71-43-2	
Bromodichloromethane	ND	ug/L	1.0	0.19	1		07/22/15 17:34	75-27-4	
Bromoform	**1.2**	ug/L	1.0	0.070	1		07/22/15 17:34	75-25-2	
Bromomethane	ND	ug/L	5.0	0.16	1		07/22/15 17:34	74-83-9	
2-Butanone (MEK)	ND	ug/L	10.0	0.59	1		07/22/15 17:34	78-93-3	
Carbon disulfide	ND	ug/L	5.0	0.12	1		07/22/15 17:34	75-15-0	
Carbon tetrachloride	ND	ug/L	1.0	0.18	1		07/22/15 17:34	56-23-5	
Chlorobenzene	ND	ug/L	1.0	0.21	1		07/22/15 17:34	108-90-7	
Chloroethane	ND	ug/L	1.0	0.15	1		07/22/15 17:34	75-00-3	
Chloroform	ND	ug/L	1.0	0.14	1		07/22/15 17:34	67-66-3	
Chloromethane	ND	ug/L	1.0	0.080	1		07/22/15 17:34	74-87-3	
Dibromochloromethane	ND	ug/L	1.0	0.21	1		07/22/15 17:34	124-48-1	
1,1-Dichloroethane	ND	ug/L	1.0	0.050	1		07/22/15 17:34	75-34-3	
1,2-Dichloroethane	ND	ug/L	1.0	0.12	1		07/22/15 17:34	107-06-2	
1,1-Dichloroethene	ND	ug/L	1.0	0.20	1		07/22/15 17:34	75-35-4	
cis-1,2-Dichloroethene	ND	ug/L	1.0	0.080	1		07/22/15 17:34	156-59-2	
trans-1,2-Dichloroethene	ND	ug/L	1.0	0.20	1		07/22/15 17:34	156-60-5	
1,2-Dichloropropane	ND	ug/L	1.0	0.16	1		07/22/15 17:34	78-87-5	
cis-1,3-Dichloropropene	ND	ug/L	1.0	0.14	1		07/22/15 17:34	10061-01-5	
trans-1,3-Dichloropropene	ND	ug/L	1.0	0.12	1		07/22/15 17:34	10061-02-6	
Ethylbenzene	ND	ug/L	1.0	0.18	1		07/22/15 17:34	100-41-4	
2-Hexanone	ND	ug/L	10.0	1.2	1		07/22/15 17:34	591-78-6	
Methylene chloride	ND	ug/L	1.0	0.15	1		07/22/15 17:34	75-09-2	
4-Methyl-2-pentanone (MIBK)	ND	ug/L	10.0	0.42	1		07/22/15 17:34	108-10-1	
Styrene	ND	ug/L	1.0	0.12	1		07/22/15 17:34	100-42-5	
1,1,2,2-Tetrachloroethane	ND	ug/L	1.0	0.15	1		07/22/15 17:34	79-34-5	
Tetrachloroethene	ND	ug/L	1.0	0.10	1		07/22/15 17:34	127-18-4	
Toluene	ND	ug/L	1.0	0.17	1		07/22/15 17:34	108-88-3	
1,1,1-Trichloroethane	ND	ug/L	1.0	0.11	1		07/22/15 17:34	71-55-6	
1,1,2-Trichloroethane	ND	ug/L	1.0	0.20	1		07/22/15 17:34	79-00-5	
Trichloroethene	**0.48J**	ug/L	1.0	0.17	1		07/22/15 17:34	79-01-6	
Vinyl chloride	ND	ug/L	1.0	0.13	1		07/22/15 17:34	75-01-4	
Xylene (Total)	ND	ug/L	3.0	0.42	1		07/22/15 17:34	1330-20-7	
Surrogates									
4-Bromofluorobenzene (S)	102	%	80-120		1		07/22/15 17:34	460-00-4	
1,2-Dichloroethane-d4 (S)	102	%	80-120		1		07/22/15 17:34	17060-07-0	
Toluene-d8 (S)	83	%	80-120		1		07/22/15 17:34	2037-26-5	
Preservation pH	**1.0**		0.10	0.10	1		07/22/15 17:34		

REPORT OF LABORATORY ANALYSIS

This report shall not be reproduced, except in full,
without the written consent of Pace Analytical Services, Inc..

Pace Analytical Services, Inc.
9608 Loiret Blvd.
Lenexa, KS 66219
(913)599-5665

ANALYTICAL RESULTS

Project: FORT SMITH, AR
Pace Project No.: 60198856

Sample: IW-72-201507 **Lab ID: 60198856014** Collected: 07/20/15 13:15 Received: 07/22/15 08:55 Matrix: Water

Parameters	Results	Units	Report Limit	MDL	DF	Prepared	Analyzed	CAS No.	Qual
2320B Alkalinity	Analytical Method: SM 2320B								
Alkalinity,Bicarbonate (CaCO3)	**206**	mg/L	20.0	2.0	1		07/29/15 11:45		
Alkalinity, Carbonate (CaCO3)	ND	mg/L	20.0	2.0	1		07/29/15 11:45		
Alkalinity, Total as CaCO3	**206**	mg/L	20.0	2.0	1		07/29/15 11:45		
Iron, Ferric (Calculation)	Analytical Method: SM 3500-Fe B#4								
Iron, Ferric	ND	mg/L	0.20		1		08/06/15 00:00	7439-89-6	
4500H+ pH, Electrometric	Analytical Method: SM 4500-H+B								
pH at 25 Degrees C	**5.8**	Std. Units	0.10	0.10	1		07/20/15 18:00		1e,H6
4500S2D Sulfide, Total	Analytical Method: SM 4500-S-2 D								
Sulfide, Total	ND	mg/L	0.050	0.012	1		07/27/15 09:44	18496-25-8	
300.0 IC Anions 28 Days	Analytical Method: EPA 300.0								
Chloride	**219**	mg/L	20.0	10.0	20		07/28/15 00:05	16887-00-6	
Sulfate	**7.9**	mg/L	1.0	0.24	1		07/27/15 23:52	14808-79-8	
350.1 Ammonia	Analytical Method: EPA 350.1								
Nitrogen, Ammonia	ND	mg/L	0.10	0.046	1		07/27/15 12:38	7664-41-7	
353.2 Nitrogen, NO2/NO3 unpres	Analytical Method: EPA 353.2								
Nitrogen, Nitrate	**0.88**	mg/L	0.50	0.070	5		07/22/15 11:57		
Nitrogen, Nitrite	ND	mg/L	0.50	0.12	5		07/22/15 11:57		
Nitrogen, NO2 plus NO3	**0.88**	mg/L	0.50	0.070	5		07/22/15 11:57		
Total Carbon Dioxide Calc	Analytical Method: SM 4500-CO2 D								
Carbon Dioxide Calculation	**882**	mg/L	20.0	20.0	1		07/28/15 00:00		
5310C TOC	Analytical Method: SM 5310C								
Total Organic Carbon	**0.48J**	mg/L	1.0	0.46	1		07/30/15 14:59	7440-44-0	
SM4500P-E, Total Phosphorus	Analytical Method: SM 4500-P E Preparation Method: SM4500-P B								
Phosphate as P04	**0.12**	mg/L	0.030	0.010	1	07/28/15 13:39	07/28/15 15:07		

REPORT OF LABORATORY ANALYSIS

This report shall not be reproduced, except in full,
without the written consent of Pace Analytical Services, Inc..

Pace Analytical Services, Inc.
9608 Loiret Blvd.
Lenexa, KS 66219
(913)599-5665

ANALYTICAL RESULTS

Project: FORT SMITH, AR
Pace Project No.: 60198856

Sample: MW-55R-201507 **Lab ID: 60198856015** Collected: 07/20/15 16:05 Received: 07/22/15 08:55 Matrix: Water

Parameters	Results	Units	Report Limit	MDL	DF	Prepared	Analyzed	CAS No.	Qual
Alcohol by Direct Inject GCFID	Analytical Method: EPA 8015 - Alcohol								
2-Chloroethanol	ND	ug/L	10000	1980	1		07/27/15 18:10	107-07-3	
6010 MET ICP	Analytical Method: EPA 6010 Preparation Method: EPA 3010								
Iron	**450**	ug/L	50.0	9.0	1	07/27/15 10:00	07/27/15 15:39	7439-89-6	
Manganese	**3080**	ug/L	5.0	2.4	1	07/27/15 10:00	07/27/15 15:39	7439-96-5	
8260 MSV	Analytical Method: EPA 5030B/8260								
Acetone	**6.2J**	ug/L	10.0	1.9	1		07/22/15 17:49	67-64-1	
Benzene	ND	ug/L	1.0	0.060	1		07/22/15 17:49	71-43-2	
Bromodichloromethane	ND	ug/L	1.0	0.19	1		07/22/15 17:49	75-27-4	
Bromoform	ND	ug/L	1.0	0.070	1		07/22/15 17:49	75-25-2	
Bromomethane	**0.33J**	ug/L	5.0	0.16	1		07/22/15 17:49	74-83-9	
2-Butanone (MEK)	ND	ug/L	10.0	0.59	1		07/22/15 17:49	78-93-3	
Carbon disulfide	**0.15J**	ug/L	5.0	0.12	1		07/22/15 17:49	75-15-0	
Carbon tetrachloride	ND	ug/L	1.0	0.18	1		07/22/15 17:49	56-23-5	
Chlorobenzene	ND	ug/L	1.0	0.21	1		07/22/15 17:49	108-90-7	
Chloroethane	ND	ug/L	1.0	0.15	1		07/22/15 17:49	75-00-3	
Chloroform	**4.7**	ug/L	1.0	0.14	1		07/22/15 17:49	67-66-3	
Chloromethane	ND	ug/L	1.0	0.080	1		07/22/15 17:49	74-87-3	
Dibromochloromethane	ND	ug/L	1.0	0.21	1		07/22/15 17:49	124-48-1	
1,1-Dichloroethane	ND	ug/L	1.0	0.050	1		07/22/15 17:49	75-34-3	
1,2-Dichloroethane	ND	ug/L	1.0	0.12	1		07/22/15 17:49	107-06-2	
1,1-Dichloroethene	**0.26J**	ug/L	1.0	0.20	1		07/22/15 17:49	75-35-4	
cis-1,2-Dichloroethene	**0.42J**	ug/L	1.0	0.080	1		07/22/15 17:49	156-59-2	
trans-1,2-Dichloroethene	ND	ug/L	1.0	0.20	1		07/22/15 17:49	156-60-5	
1,2-Dichloropropane	ND	ug/L	1.0	0.16	1		07/22/15 17:49	78-87-5	
cis-1,3-Dichloropropene	ND	ug/L	1.0	0.14	1		07/22/15 17:49	10061-01-5	
trans-1,3-Dichloropropene	ND	ug/L	1.0	0.12	1		07/22/15 17:49	10061-02-6	
Ethylbenzene	ND	ug/L	1.0	0.18	1		07/22/15 17:49	100-41-4	
2-Hexanone	ND	ug/L	10.0	1.2	1		07/22/15 17:49	591-78-6	
Methylene chloride	ND	ug/L	1.0	0.15	1		07/22/15 17:49	75-09-2	
4-Methyl-2-pentanone (MIBK)	ND	ug/L	10.0	0.42	1		07/22/15 17:49	108-10-1	
Styrene	ND	ug/L	1.0	0.12	1		07/22/15 17:49	100-42-5	
1,1,2,2-Tetrachloroethane	ND	ug/L	1.0	0.15	1		07/22/15 17:49	79-34-5	
Tetrachloroethene	ND	ug/L	1.0	0.10	1		07/22/15 17:49	127-18-4	
Toluene	ND	ug/L	1.0	0.17	1		07/22/15 17:49	108-88-3	
1,1,1-Trichloroethane	ND	ug/L	1.0	0.11	1		07/22/15 17:49	71-55-6	
1,1,2-Trichloroethane	ND	ug/L	1.0	0.20	1		07/22/15 17:49	79-00-5	
Trichloroethene	**8.2**	ug/L	1.0	0.17	1		07/22/15 17:49	79-01-6	
Vinyl chloride	**0.13J**	ug/L	1.0	0.13	1		07/22/15 17:49	75-01-4	
Xylene (Total)	ND	ug/L	3.0	0.42	1		07/22/15 17:49	1330-20-7	
Surrogates									
4-Bromofluorobenzene (S)	95	%	80-120		1		07/22/15 17:49	460-00-4	
1,2-Dichloroethane-d4 (S)	99	%	80-120		1		07/22/15 17:49	17060-07-0	
Toluene-d8 (S)	98	%	80-120		1		07/22/15 17:49	2037-26-5	
Preservation pH	**1.0**		0.10	0.10	1		07/22/15 17:49		

REPORT OF LABORATORY ANALYSIS

This report shall not be reproduced, except in full,
without the written consent of Pace Analytical Services, Inc..

Pace Analytical Services, Inc.
9608 Loiret Blvd.
Lenexa, KS 66219
(913)599-5665

ANALYTICAL RESULTS

Project: FORT SMITH, AR
Pace Project No.: 60198856

Sample: MW-55R-201507 **Lab ID: 60198856015** Collected: 07/20/15 16:05 Received: 07/22/15 08:55 Matrix: Water

Parameters	Results	Units	Report Limit	MDL	DF	Prepared	Analyzed	CAS No.	Qual
2320B Alkalinity	Analytical Method: SM 2320B								
Alkalinity,Bicarbonate (CaCO3)	**37.5**	mg/L	20.0	2.0	1		07/29/15 11:49		
Alkalinity, Carbonate (CaCO3)	ND	mg/L	20.0	2.0	1		07/29/15 11:49		
Alkalinity, Total as CaCO3	**37.5**	mg/L	20.0	2.0	1		07/29/15 11:49		
Iron, Ferric (Calculation)	Analytical Method: SM 3500-Fe B#4								
Iron, Ferric	ND	mg/L	0.20		1		08/06/15 00:00	7439-89-6	
4500H+ pH, Electrometric	Analytical Method: SM 4500-H+B								
pH at 25 Degrees C	**5.5**	Std. Units	0.10	0.10	1		07/20/15 18:00		1e,H6
4500S2D Sulfide, Total	Analytical Method: SM 4500-S-2 D								
Sulfide, Total	ND	mg/L	0.050	0.012	1		07/27/15 09:44	18496-25-8	
300.0 IC Anions 28 Days	Analytical Method: EPA 300.0								
Chloride	**249**	mg/L	20.0	10.0	20		07/28/15 00:33	16887-00-6	
Sulfate	**46.1**	mg/L	5.0	1.2	5		07/28/15 00:19	14808-79-8	
350.1 Ammonia	Analytical Method: EPA 350.1								
Nitrogen, Ammonia	ND	mg/L	0.10	0.046	1		07/27/15 12:04	7664-41-7	
353.2 Nitrogen, NO2/NO3 unpres	Analytical Method: EPA 353.2								
Nitrogen, Nitrate	ND	mg/L	0.10	0.014	1		07/22/15 11:59		
Nitrogen, Nitrite	ND	mg/L	0.10	0.023	1		07/22/15 11:59		
Nitrogen, NO2 plus NO3	ND	mg/L	0.10	0.014	1		07/22/15 11:59		
Total Carbon Dioxide Calc	Analytical Method: SM 4500-CO2 D								
Carbon Dioxide Calculation	**293**	mg/L	20.0	20.0	1		07/28/15 00:00		
5310C TOC	Analytical Method: SM 5310C								
Total Organic Carbon	**1.8**	mg/L	1.0	0.46	1		07/30/15 15:13	7440-44-0	
SM4500P-E, Total Phosphorus	Analytical Method: SM 4500-P E Preparation Method: SM4500-P B								
Phosphate as P04	**0.039**	mg/L	0.030	0.010	1	07/28/15 13:39	07/28/15 15:08		

REPORT OF LABORATORY ANALYSIS

This report shall not be reproduced, except in full,
without the written consent of Pace Analytical Services, Inc..

Pace Analytical Services, Inc.
9608 Loiret Blvd.
Lenexa, KS 66219
(913)599-5665

ANALYTICAL RESULTS

Project: FORT SMITH, AR
Pace Project No.: 60198856

Sample: TB-01-201507 **Lab ID: 60198856016** Collected: 07/20/15 08:00 Received: 07/22/15 08:55 Matrix: Water

Parameters	Results	Units	Report Limit	MDL	DF	Prepared	Analyzed	CAS No.	Qual
8260 MSV	Analytical Method: EPA 5030B/8260								
Acetone	**2.5J**	ug/L	10.0	1.9	1		07/22/15 15:04	67-64-1	
Benzene	ND	ug/L	1.0	0.060	1		07/22/15 15:04	71-43-2	
Bromodichloromethane	ND	ug/L	1.0	0.19	1		07/22/15 15:04	75-27-4	
Bromoform	ND	ug/L	1.0	0.070	1		07/22/15 15:04	75-25-2	
Bromomethane	ND	ug/L	5.0	0.16	1		07/22/15 15:04	74-83-9	
2-Butanone (MEK)	ND	ug/L	10.0	0.59	1		07/22/15 15:04	78-93-3	
Carbon disulfide	ND	ug/L	5.0	0.12	1		07/22/15 15:04	75-15-0	
Carbon tetrachloride	ND	ug/L	1.0	0.18	1		07/22/15 15:04	56-23-5	
Chlorobenzene	ND	ug/L	1.0	0.21	1		07/22/15 15:04	108-90-7	
Chloroethane	ND	ug/L	1.0	0.15	1		07/22/15 15:04	75-00-3	
Chloroform	ND	ug/L	1.0	0.14	1		07/22/15 15:04	67-66-3	
Chloromethane	ND	ug/L	1.0	0.080	1		07/22/15 15:04	74-87-3	
Dibromochloromethane	ND	ug/L	1.0	0.21	1		07/22/15 15:04	124-48-1	
1,1-Dichloroethane	ND	ug/L	1.0	0.050	1		07/22/15 15:04	75-34-3	
1,2-Dichloroethane	ND	ug/L	1.0	0.12	1		07/22/15 15:04	107-06-2	
1,1-Dichloroethene	ND	ug/L	1.0	0.20	1		07/22/15 15:04	75-35-4	
cis-1,2-Dichloroethene	ND	ug/L	1.0	0.080	1		07/22/15 15:04	156-59-2	
trans-1,2-Dichloroethene	ND	ug/L	1.0	0.20	1		07/22/15 15:04	156-60-5	
1,2-Dichloropropane	ND	ug/L	1.0	0.16	1		07/22/15 15:04	78-87-5	
cis-1,3-Dichloropropene	ND	ug/L	1.0	0.14	1		07/22/15 15:04	10061-01-5	
trans-1,3-Dichloropropene	ND	ug/L	1.0	0.12	1		07/22/15 15:04	10061-02-6	
Ethylbenzene	ND	ug/L	1.0	0.18	1		07/22/15 15:04	100-41-4	
2-Hexanone	ND	ug/L	10.0	1.2	1		07/22/15 15:04	591-78-6	
Methylene chloride	ND	ug/L	1.0	0.15	1		07/22/15 15:04	75-09-2	
4-Methyl-2-pentanone (MIBK)	ND	ug/L	10.0	0.42	1		07/22/15 15:04	108-10-1	
Styrene	ND	ug/L	1.0	0.12	1		07/22/15 15:04	100-42-5	
1,1,2,2-Tetrachloroethane	ND	ug/L	1.0	0.15	1		07/22/15 15:04	79-34-5	
Tetrachloroethene	ND	ug/L	1.0	0.10	1		07/22/15 15:04	127-18-4	
Toluene	ND	ug/L	1.0	0.17	1		07/22/15 15:04	108-88-3	
1,1,1-Trichloroethane	ND	ug/L	1.0	0.11	1		07/22/15 15:04	71-55-6	
1,1,2-Trichloroethane	ND	ug/L	1.0	0.20	1		07/22/15 15:04	79-00-5	
Trichloroethene	ND	ug/L	1.0	0.17	1		07/22/15 15:04	79-01-6	
Vinyl chloride	ND	ug/L	1.0	0.13	1		07/22/15 15:04	75-01-4	
Xylene (Total)	ND	ug/L	3.0	0.42	1		07/22/15 15:04	1330-20-7	
Surrogates									
4-Bromofluorobenzene (S)	101	%	80-120		1		07/22/15 15:04	460-00-4	
1,2-Dichloroethane-d4 (S)	97	%	80-120		1		07/22/15 15:04	17060-07-0	
Toluene-d8 (S)	99	%	80-120		1		07/22/15 15:04	2037-26-5	
Preservation pH	**1.0**		0.10	0.10	1		07/22/15 15:04		

REPORT OF LABORATORY ANALYSIS

This report shall not be reproduced, except in full,
without the written consent of Pace Analytical Services, Inc..

Pace Analytical Services, Inc.
9608 Loiret Blvd.
Lenexa, KS 66219
(913)599-5665

QUALITY CONTROL DATA

Project: FORT SMITH, AR
Pace Project No.: 60198856

QC Batch: GCSV/4153 Analysis Method: EPA 8015 - Alcohol
QC Batch Method: EPA 8015 - Alcohol Analysis Description: Alcohol by Direct Inject GCFID
Associated Lab Samples: 60198856001, 60198856002, 60198856003, 60198856004, 60198856006, 60198856007, 60198856008, 60198856009, 60198856012, 60198856013, 60198856014, 60198856015

METHOD BLANK: 154124 Matrix: Water
Associated Lab Samples:

Parameter	Units	Blank Result	Reporting Limit	Analyzed	Qualifiers
2-Chloroethanol	ug/L	ND	10000	07/27/15 15:52	

LABORATORY CONTROL SAMPLE: 154125

Parameter	Units	Spike Conc.	LCS Result	LCS % Rec	% Rec Limits	Qualifiers
2-Chloroethanol	ug/L	100000	104000	104	40-140	

MATRIX SPIKE & MATRIX SPIKE DUPLICATE: 154126 154127

Parameter	Units	60198856001 Result	MS Spike Conc.	MSD Spike Conc.	MS Result	MSD Result	MS % Rec	MSD % Rec	% Rec Limits	RPD	Max RPD	Qual
2-Chloroethanol	ug/L	ND	100000	100000	99600	99800	100	100	40-140	0	40	

Results presented on this page are in the units indicated by the "Units" column except where an alternate unit is presented to the right of the result.

REPORT OF LABORATORY ANALYSIS

This report shall not be reproduced, except in full,
without the written consent of Pace Analytical Services, Inc..

Pace Analytical Services, Inc.
9608 Loiret Blvd.
Lenexa, KS 66219
(913)599-5665

QUALITY CONTROL DATA

Project: FORT SMITH, AR
Pace Project No.: 60198856

QC Batch: MPRP/32595 Analysis Method: EPA 6010
QC Batch Method: EPA 3010 Analysis Description: 6010 MET
Associated Lab Samples: 60198856001, 60198856002, 60198856003, 60198856004, 60198856006, 60198856007, 60198856008, 60198856009

METHOD BLANK: 1604828 Matrix: Water
Associated Lab Samples: 60198856001, 60198856002, 60198856003, 60198856004, 60198856006, 60198856007, 60198856008, 60198856009

Parameter	Units	Blank Result	Reporting Limit	Analyzed	Qualifiers
Iron	ug/L	ND	50.0	07/22/15 15:55	
Manganese	ug/L	ND	5.0	07/22/15 15:55	

LABORATORY CONTROL SAMPLE: 1604829

Parameter	Units	Spike Conc.	LCS Result	LCS % Rec	% Rec Limits	Qualifiers
Iron	ug/L	10000	9740	97	80-120	
Manganese	ug/L	1000	979	98	80-120	

MATRIX SPIKE & MATRIX SPIKE DUPLICATE: 1604830 1604831

Parameter	Units	40118426001 Result	MS Spike Conc.	MSD Spike Conc.	MS Result	MSD Result	MS % Rec	MSD % Rec	% Rec Limits	RPD	Max RPD	Qual
Iron	ug/L	<9.0	10000	10000	9700	9610	97	96	75-125	1	20	
Manganese	ug/L	5.4	1000	1000	979	978	97	97	75-125	0	20	

Results presented on this page are in the units indicated by the "Units" column except where an alternate unit is presented to the right of the result.

REPORT OF LABORATORY ANALYSIS

This report shall not be reproduced, except in full,
without the written consent of Pace Analytical Services, Inc..

Pace Analytical Services, Inc.
9608 Loiret Blvd.
Lenexa, KS 66219
(913)599-5665

QUALITY CONTROL DATA

Project: FORT SMITH, AR
Pace Project No.: 60198856

QC Batch: MPRP/32640 Analysis Method: EPA 6010
QC Batch Method: EPA 3010 Analysis Description: 6010 MET
Associated Lab Samples: 60198856012, 60198856013, 60198856014, 60198856015

METHOD BLANK: 1607353 Matrix: Water
Associated Lab Samples: 60198856012, 60198856013, 60198856014, 60198856015

Parameter	Units	Blank Result	Reporting Limit	Analyzed	Qualifiers
Iron	ug/L	ND	50.0	07/27/15 15:11	
Manganese	ug/L	ND	5.0	07/27/15 15:11	

LABORATORY CONTROL SAMPLE: 1607354

Parameter	Units	Spike Conc.	LCS Result	LCS % Rec	% Rec Limits	Qualifiers
Iron	ug/L	10000	10300	103	80-120	
Manganese	ug/L	1000	1010	101	80-120	

MATRIX SPIKE & MATRIX SPIKE DUPLICATE: 1607355 1607356

Parameter	Units	60198856012 Result	MS Spike Conc.	MSD Spike Conc.	MS Result	MSD Result	MS % Rec	MSD % Rec	% Rec Limits	RPD	Max RPD	Qual
Iron	ug/L	938	10000	10000	10900	11300	99	104	75-125	4	20	
Manganese	ug/L	1660	1000	1000	2610	2660	95	100	75-125	2	20	

Results presented on this page are in the units indicated by the "Units" column except where an alternate unit is presented to the right of the result.

REPORT OF LABORATORY ANALYSIS

This report shall not be reproduced, except in full,
without the written consent of Pace Analytical Services, Inc..

Pace Analytical Services, Inc.
9608 Loiret Blvd.
Lenexa, KS 66219
(913)599-5665

QUALITY CONTROL DATA

Project: FORT SMITH, AR
Pace Project No.: 60198856

QC Batch: MSV/70751 Analysis Method: EPA 5030B/8260
QC Batch Method: EPA 5030B/8260 Analysis Description: 8260 MSV Water 10 mL Purge
Associated Lab Samples: 60198856001, 60198856002, 60198856003, 60198856004, 60198856005

METHOD BLANK: 1604790 Matrix: Water
Associated Lab Samples: 60198856001, 60198856002, 60198856003, 60198856004, 60198856005

Parameter	Units	Blank Result	Reporting Limit	Analyzed	Qualifiers
1,1,1-Trichloroethane	ug/L	ND	1.0	07/22/15 08:50	
1,1,2,2-Tetrachloroethane	ug/L	ND	1.0	07/22/15 08:50	
1,1,2-Trichloroethane	ug/L	ND	1.0	07/22/15 08:50	
1,1-Dichloroethane	ug/L	ND	1.0	07/22/15 08:50	
1,1-Dichloroethene	ug/L	ND	1.0	07/22/15 08:50	
1,2-Dichloroethane	ug/L	ND	1.0	07/22/15 08:50	
1,2-Dichloropropane	ug/L	ND	1.0	07/22/15 08:50	
2-Butanone (MEK)	ug/L	ND	10.0	07/22/15 08:50	
2-Hexanone	ug/L	ND	10.0	07/22/15 08:50	
4-Methyl-2-pentanone (MIBK)	ug/L	ND	10.0	07/22/15 08:50	
Acetone	ug/L	2.0J	10.0	07/22/15 08:50	
Benzene	ug/L	ND	1.0	07/22/15 08:50	
Bromodichloromethane	ug/L	ND	1.0	07/22/15 08:50	
Bromoform	ug/L	ND	1.0	07/22/15 08:50	
Bromomethane	ug/L	ND	5.0	07/22/15 08:50	
Carbon disulfide	ug/L	ND	5.0	07/22/15 08:50	
Carbon tetrachloride	ug/L	ND	1.0	07/22/15 08:50	
Chlorobenzene	ug/L	ND	1.0	07/22/15 08:50	
Chloroethane	ug/L	ND	1.0	07/22/15 08:50	
Chloroform	ug/L	ND	1.0	07/22/15 08:50	
Chloromethane	ug/L	ND	1.0	07/22/15 08:50	
cis-1,2-Dichloroethene	ug/L	ND	1.0	07/22/15 08:50	
cis-1,3-Dichloropropene	ug/L	ND	1.0	07/22/15 08:50	
Dibromochloromethane	ug/L	ND	1.0	07/22/15 08:50	
Ethylbenzene	ug/L	ND	1.0	07/22/15 08:50	
Methylene chloride	ug/L	ND	1.0	07/22/15 08:50	
Styrene	ug/L	ND	1.0	07/22/15 08:50	
Tetrachloroethene	ug/L	ND	1.0	07/22/15 08:50	
Toluene	ug/L	ND	1.0	07/22/15 08:50	
trans-1,2-Dichloroethene	ug/L	ND	1.0	07/22/15 08:50	
trans-1,3-Dichloropropene	ug/L	ND	1.0	07/22/15 08:50	
Trichloroethene	ug/L	ND	1.0	07/22/15 08:50	
Vinyl chloride	ug/L	ND	1.0	07/22/15 08:50	
Xylene (Total)	ug/L	ND	3.0	07/22/15 08:50	
1,2-Dichloroethane-d4 (S)	%	101	80-120	07/22/15 08:50	
4-Bromofluorobenzene (S)	%	100	80-120	07/22/15 08:50	
Toluene-d8 (S)	%	99	80-120	07/22/15 08:50	

Results presented on this page are in the units indicated by the "Units" column except where an alternate unit is presented to the right of the result.

REPORT OF LABORATORY ANALYSIS

This report shall not be reproduced, except in full,
without the written consent of Pace Analytical Services, Inc..

Pace Analytical Services, Inc.
9608 Loiret Blvd.
Lenexa, KS 66219
(913)599-5665

QUALITY CONTROL DATA

Project: FORT SMITH, AR
Pace Project No.: 60198856

LABORATORY CONTROL SAMPLE: 1604791

Parameter	Units	Spike Conc.	LCS Result	LCS % Rec	% Rec Limits	Qualifiers
1,1,1-Trichloroethane	ug/L	20	20.7	103	80-120	
1,1,2,2-Tetrachloroethane	ug/L	20	20.0	100	73-121	
1,1,2-Trichloroethane	ug/L	20	19.7	99	80-120	
1,1-Dichloroethane	ug/L	20	21.0	105	80-120	
1,1-Dichloroethene	ug/L	20	20.7	103	80-120	
1,2-Dichloroethane	ug/L	20	20.5	102	81-120	
1,2-Dichloropropane	ug/L	20	19.6	98	80-120	
2-Butanone (MEK)	ug/L	100	102	102	67-122	
2-Hexanone	ug/L	100	103	103	75-121	
4-Methyl-2-pentanone (MIBK)	ug/L	100	104	104	76-120	
Acetone	ug/L	100	110	110	72-120	
Benzene	ug/L	20	21.1	106	80-120	
Bromodichloromethane	ug/L	20	20.9	104	80-120	
Bromoform	ug/L	20	19.6	98	73-138	
Bromomethane	ug/L	20	23.3	116	38-137	
Carbon disulfide	ug/L	20	19.7	99	71-129	
Carbon tetrachloride	ug/L	20	19.7	98	67-146	
Chlorobenzene	ug/L	20	20.5	102	80-120	
Chloroethane	ug/L	20	19.5	97	76-120	
Chloroform	ug/L	20	19.0	95	80-120	
Chloromethane	ug/L	20	20.3	102	34-165	
cis-1,2-Dichloroethene	ug/L	20	21.0	105	80-120	
cis-1,3-Dichloropropene	ug/L	20	21.6	108	80-120	
Dibromochloromethane	ug/L	20	19.7	98	80-126	
Ethylbenzene	ug/L	20	20.5	102	80-120	
Methylene chloride	ug/L	20	20.3	102	80-120	
Styrene	ug/L	20	20.5	102	80-123	
Tetrachloroethene	ug/L	20	19.8	99	80-123	
Toluene	ug/L	20	20.6	103	80-120	
trans-1,2-Dichloroethene	ug/L	20	19.6	98	80-120	
trans-1,3-Dichloropropene	ug/L	20	21.0	105	80-129	
Trichloroethene	ug/L	20	19.9	99	80-120	
Vinyl chloride	ug/L	20	19.6	98	62-125	
Xylene (Total)	ug/L	60	63.6	106	80-120	
1,2-Dichloroethane-d4 (S)	%			102	80-120	
4-Bromofluorobenzene (S)	%			99	80-120	
Toluene-d8 (S)	%			99	80-120	

Results presented on this page are in the units indicated by the "Units" column except where an alternate unit is presented to the right of the result.

REPORT OF LABORATORY ANALYSIS

This report shall not be reproduced, except in full,
without the written consent of Pace Analytical Services, Inc..

Pace Analytical Services, Inc.
9608 Loiret Blvd.
Lenexa, KS 66219
(913)599-5665

QUALITY CONTROL DATA

Project: FORT SMITH, AR
Pace Project No.: 60198856

QC Batch: MSV/70753 Analysis Method: EPA 5030B/8260
QC Batch Method: EPA 5030B/8260 Analysis Description: 8260 MSV Water 10 mL Purge
Associated Lab Samples: 60198856006, 60198856007, 60198856008, 60198856009, 60198856010, 60198856011, 60198856013, 60198856014, 60198856015, 60198856016

METHOD BLANK: 1604968 Matrix: Water
Associated Lab Samples: 60198856006, 60198856007, 60198856008, 60198856009, 60198856010, 60198856011, 60198856013, 60198856014, 60198856015, 60198856016

Parameter	Units	Blank Result	Reporting Limit	Analyzed	Qualifiers
1,1,1-Trichloroethane	ug/L	ND	1.0	07/22/15 14:49	
1,1,2,2-Tetrachloroethane	ug/L	ND	1.0	07/22/15 14:49	
1,1,2-Trichloroethane	ug/L	ND	1.0	07/22/15 14:49	
1,1-Dichloroethane	ug/L	ND	1.0	07/22/15 14:49	
1,1-Dichloroethene	ug/L	ND	1.0	07/22/15 14:49	
1,2-Dichloroethane	ug/L	ND	1.0	07/22/15 14:49	
1,2-Dichloropropane	ug/L	ND	1.0	07/22/15 14:49	
2-Butanone (MEK)	ug/L	ND	10.0	07/22/15 14:49	
2-Hexanone	ug/L	ND	10.0	07/22/15 14:49	
4-Methyl-2-pentanone (MIBK)	ug/L	ND	10.0	07/22/15 14:49	
Acetone	ug/L	ND	10.0	07/22/15 14:49	
Benzene	ug/L	ND	1.0	07/22/15 14:49	
Bromodichloromethane	ug/L	ND	1.0	07/22/15 14:49	
Bromoform	ug/L	ND	1.0	07/22/15 14:49	
Bromomethane	ug/L	ND	5.0	07/22/15 14:49	
Carbon disulfide	ug/L	ND	5.0	07/22/15 14:49	
Carbon tetrachloride	ug/L	ND	1.0	07/22/15 14:49	
Chlorobenzene	ug/L	ND	1.0	07/22/15 14:49	
Chloroethane	ug/L	ND	1.0	07/22/15 14:49	
Chloroform	ug/L	ND	1.0	07/22/15 14:49	
Chloromethane	ug/L	ND	1.0	07/22/15 14:49	
cis-1,2-Dichloroethene	ug/L	ND	1.0	07/22/15 14:49	
cis-1,3-Dichloropropene	ug/L	ND	1.0	07/22/15 14:49	
Dibromochloromethane	ug/L	ND	1.0	07/22/15 14:49	
Ethylbenzene	ug/L	ND	1.0	07/22/15 14:49	
Methylene chloride	ug/L	ND	1.0	07/22/15 14:49	
Styrene	ug/L	ND	1.0	07/22/15 14:49	
Tetrachloroethene	ug/L	ND	1.0	07/22/15 14:49	
Toluene	ug/L	ND	1.0	07/22/15 14:49	
trans-1,2-Dichloroethene	ug/L	ND	1.0	07/22/15 14:49	
trans-1,3-Dichloropropene	ug/L	ND	1.0	07/22/15 14:49	
Trichloroethene	ug/L	ND	1.0	07/22/15 14:49	
Vinyl chloride	ug/L	ND	1.0	07/22/15 14:49	
Xylene (Total)	ug/L	ND	3.0	07/22/15 14:49	
1,2-Dichloroethane-d4 (S)	%	98	80-120	07/22/15 14:49	
4-Bromofluorobenzene (S)	%	101	80-120	07/22/15 14:49	
Toluene-d8 (S)	%	99	80-120	07/22/15 14:49	

Results presented on this page are in the units indicated by the "Units" column except where an alternate unit is presented to the right of the result.

REPORT OF LABORATORY ANALYSIS

This report shall not be reproduced, except in full,
without the written consent of Pace Analytical Services, Inc..

Pace Analytical Services, Inc.
9608 Loiret Blvd.
Lenexa, KS 66219
(913)599-5665

QUALITY CONTROL DATA

Project: FORT SMITH, AR
Pace Project No.: 60198856

LABORATORY CONTROL SAMPLE: 1604969

Parameter	Units	Spike Conc.	LCS Result	LCS % Rec	% Rec Limits	Qualifiers
1,1,1-Trichloroethane	ug/L	20	21.1	106	80-120	
1,1,2,2-Tetrachloroethane	ug/L	20	18.1	90	73-121	
1,1,2-Trichloroethane	ug/L	20	20.1	101	80-120	
1,1-Dichloroethane	ug/L	20	21.8	109	80-120	
1,1-Dichloroethene	ug/L	20	21.1	105	80-120	
1,2-Dichloroethane	ug/L	20	19.8	99	81-120	
1,2-Dichloropropane	ug/L	20	19.4	97	80-120	
2-Butanone (MEK)	ug/L	100	102	102	67-122	
2-Hexanone	ug/L	100	103	103	75-121	
4-Methyl-2-pentanone (MIBK)	ug/L	100	104	104	76-120	
Acetone	ug/L	100	105	105	72-120	
Benzene	ug/L	20	21.6	108	80-120	
Bromodichloromethane	ug/L	20	20.2	101	80-120	
Bromoform	ug/L	20	20.0	100	73-138	
Bromomethane	ug/L	20	26.7	134	38-137	
Carbon disulfide	ug/L	20	19.7	98	71-129	
Carbon tetrachloride	ug/L	20	20.4	102	67-146	
Chlorobenzene	ug/L	20	20.7	103	80-120	
Chloroethane	ug/L	20	19.5	97	76-120	
Chloroform	ug/L	20	18.7	94	80-120	
Chloromethane	ug/L	20	20.3	102	34-165	
cis-1,2-Dichloroethene	ug/L	20	20.7	103	80-120	
cis-1,3-Dichloropropene	ug/L	20	20.4	102	80-120	
Dibromochloromethane	ug/L	20	20.5	102	80-126	
Ethylbenzene	ug/L	20	20.8	104	80-120	
Methylene chloride	ug/L	20	20.9	104	80-120	
Styrene	ug/L	20	20.8	104	80-123	
Tetrachloroethene	ug/L	20	20.2	101	80-123	
Toluene	ug/L	20	21.0	105	80-120	
trans-1,2-Dichloroethene	ug/L	20	19.6	98	80-120	
trans-1,3-Dichloropropene	ug/L	20	20.2	101	80-129	
Trichloroethene	ug/L	20	21.8	109	80-120	
Vinyl chloride	ug/L	20	19.9	100	62-125	
Xylene (Total)	ug/L	60	63.6	106	80-120	
1,2-Dichloroethane-d4 (S)	%			97	80-120	
4-Bromofluorobenzene (S)	%			100	80-120	
Toluene-d8 (S)	%			101	80-120	

Results presented on this page are in the units indicated by the "Units" column except where an alternate unit is presented to the right of the result.

REPORT OF LABORATORY ANALYSIS

This report shall not be reproduced, except in full,
without the written consent of Pace Analytical Services, Inc..

Pace Analytical Services, Inc.
9608 Loiret Blvd.
Lenexa, KS 66219
(913)599-5665

QUALITY CONTROL DATA

Project: FORT SMITH, AR
Pace Project No.: 60198856

QC Batch: MSV/70773 Analysis Method: EPA 5030B/8260
QC Batch Method: EPA 5030B/8260 Analysis Description: 8260 MSV Water 10 mL Purge
Associated Lab Samples: 60198856006, 60198856012, 60198856013

METHOD BLANK: 1605516 Matrix: Water
Associated Lab Samples: 60198856006, 60198856012, 60198856013

Parameter	Units	Blank Result	Reporting Limit	Analyzed	Qualifiers
1,1,1-Trichloroethane	ug/L	ND	1.0	07/23/15 08:32	
1,1,2,2-Tetrachloroethane	ug/L	ND	1.0	07/23/15 08:32	
1,1,2-Trichloroethane	ug/L	ND	1.0	07/23/15 08:32	
1,1-Dichloroethane	ug/L	ND	1.0	07/23/15 08:32	
1,1-Dichloroethene	ug/L	ND	1.0	07/23/15 08:32	
1,2-Dichloroethane	ug/L	ND	1.0	07/23/15 08:32	
1,2-Dichloropropane	ug/L	ND	1.0	07/23/15 08:32	
2-Butanone (MEK)	ug/L	ND	10.0	07/23/15 08:32	
2-Hexanone	ug/L	ND	10.0	07/23/15 08:32	
4-Methyl-2-pentanone (MIBK)	ug/L	ND	10.0	07/23/15 08:32	
Acetone	ug/L	ND	10.0	07/23/15 08:32	
Benzene	ug/L	ND	1.0	07/23/15 08:32	
Bromodichloromethane	ug/L	ND	1.0	07/23/15 08:32	
Bromoform	ug/L	ND	1.0	07/23/15 08:32	
Bromomethane	ug/L	ND	5.0	07/23/15 08:32	
Carbon disulfide	ug/L	ND	5.0	07/23/15 08:32	
Carbon tetrachloride	ug/L	ND	1.0	07/23/15 08:32	
Chlorobenzene	ug/L	ND	1.0	07/23/15 08:32	
Chloroethane	ug/L	ND	1.0	07/23/15 08:32	
Chloroform	ug/L	ND	1.0	07/23/15 08:32	
Chloromethane	ug/L	ND	1.0	07/23/15 08:32	
cis-1,2-Dichloroethene	ug/L	ND	1.0	07/23/15 08:32	
cis-1,3-Dichloropropene	ug/L	ND	1.0	07/23/15 08:32	
Dibromochloromethane	ug/L	ND	1.0	07/23/15 08:32	
Ethylbenzene	ug/L	ND	1.0	07/23/15 08:32	
Methylene chloride	ug/L	ND	1.0	07/23/15 08:32	
Styrene	ug/L	ND	1.0	07/23/15 08:32	
Tetrachloroethene	ug/L	ND	1.0	07/23/15 08:32	
Toluene	ug/L	ND	1.0	07/23/15 08:32	
trans-1,2-Dichloroethene	ug/L	ND	1.0	07/23/15 08:32	
trans-1,3-Dichloropropene	ug/L	ND	1.0	07/23/15 08:32	
Trichloroethene	ug/L	ND	1.0	07/23/15 08:32	
Vinyl chloride	ug/L	ND	1.0	07/23/15 08:32	
Xylene (Total)	ug/L	ND	3.0	07/23/15 08:32	
1,2-Dichloroethane-d4 (S)	%	99	80-120	07/23/15 08:32	
4-Bromofluorobenzene (S)	%	97	80-120	07/23/15 08:32	
Toluene-d8 (S)	%	98	80-120	07/23/15 08:32	

Results presented on this page are in the units indicated by the "Units" column except where an alternate unit is presented to the right of the result.

REPORT OF LABORATORY ANALYSIS

This report shall not be reproduced, except in full,
without the written consent of Pace Analytical Services, Inc..

Pace Analytical Services, Inc.
9608 Loiret Blvd.
Lenexa, KS 66219
(913)599-5665

QUALITY CONTROL DATA

Project: FORT SMITH, AR
Pace Project No.: 60198856

LABORATORY CONTROL SAMPLE: 1605517

Parameter	Units	Spike Conc.	LCS Result	LCS % Rec	% Rec Limits	Qualifiers
1,1,1-Trichloroethane	ug/L	20	20.0	100	80-120	
1,1,2,2-Tetrachloroethane	ug/L	20	19.8	99	73-121	
1,1,2-Trichloroethane	ug/L	20	18.7	94	80-120	
1,1-Dichloroethane	ug/L	20	20.6	103	80-120	
1,1-Dichloroethene	ug/L	20	19.3	96	80-120	
1,2-Dichloroethane	ug/L	20	20.2	101	81-120	
1,2-Dichloropropane	ug/L	20	19.1	96	80-120	
2-Butanone (MEK)	ug/L	100	102	102	67-122	
2-Hexanone	ug/L	100	103	103	75-121	
4-Methyl-2-pentanone (MIBK)	ug/L	100	104	104	76-120	
Acetone	ug/L	100	100	100	72-120	
Benzene	ug/L	20	21.2	106	80-120	
Bromodichloromethane	ug/L	20	20.4	102	80-120	
Bromoform	ug/L	20	18.7	93	73-138	
Bromomethane	ug/L	20	21.5	108	38-137	
Carbon disulfide	ug/L	20	19.0	95	71-129	
Carbon tetrachloride	ug/L	20	19.7	98	67-146	
Chlorobenzene	ug/L	20	19.8	99	80-120	
Chloroethane	ug/L	20	18.7	94	76-120	
Chloroform	ug/L	20	18.4	92	80-120	
Chloromethane	ug/L	20	18.8	94	34-165	
cis-1,2-Dichloroethene	ug/L	20	20.1	100	80-120	
cis-1,3-Dichloropropene	ug/L	20	20.5	102	80-120	
Dibromochloromethane	ug/L	20	19.1	96	80-126	
Ethylbenzene	ug/L	20	20.0	100	80-120	
Methylene chloride	ug/L	20	19.5	98	80-120	
Styrene	ug/L	20	19.8	99	80-123	
Tetrachloroethene	ug/L	20	18.6	93	80-123	
Toluene	ug/L	20	19.9	99	80-120	
trans-1,2-Dichloroethene	ug/L	20	18.8	94	80-120	
trans-1,3-Dichloropropene	ug/L	20	19.8	99	80-129	
Trichloroethene	ug/L	20	19.4	97	80-120	
Vinyl chloride	ug/L	20	18.8	94	62-125	
Xylene (Total)	ug/L	60	60.2	100	80-120	
1,2-Dichloroethane-d4 (S)	%			99	80-120	
4-Bromofluorobenzene (S)	%			98	80-120	
Toluene-d8 (S)	%			98	80-120	

Results presented on this page are in the units indicated by the "Units" column except where an alternate unit is presented to the right of the result.

REPORT OF LABORATORY ANALYSIS

This report shall not be reproduced, except in full,
without the written consent of Pace Analytical Services, Inc..

Pace Analytical Services, Inc.
9608 Loiret Blvd.
Lenexa, KS 66219
(913)599-5665

QUALITY CONTROL DATA

Project: FORT SMITH, AR
Pace Project No.: 60198856

QC Batch: WET/56210 Analysis Method: SM 2320B
QC Batch Method: SM 2320B Analysis Description: 2320B Alkalinity
Associated Lab Samples: 60198856001, 60198856002, 60198856004, 60198856006, 60198856007, 60198856008, 60198856009

METHOD BLANK: 1607719 Matrix: Water
Associated Lab Samples: 60198856001, 60198856002, 60198856004, 60198856006, 60198856007, 60198856008, 60198856009

Parameter	Units	Blank Result	Reporting Limit	Analyzed	Qualifiers
Alkalinity, Carbonate (CaCO3)	mg/L	ND	20.0	07/28/15 16:24	
Alkalinity, Total as CaCO3	mg/L	ND	20.0	07/28/15 16:24	
Alkalinity,Bicarbonate (CaCO3)	mg/L	ND	20.0	07/28/15 16:24	

LABORATORY CONTROL SAMPLE: 1607720

Parameter	Units	Spike Conc.	LCS Result	LCS % Rec	% Rec Limits	Qualifiers
Alkalinity, Total as CaCO3	mg/L	500	533	107	90-110	

SAMPLE DUPLICATE: 1607721

Parameter	Units	60198856001 Result	Dup Result	RPD	Max RPD	Qualifiers
Alkalinity, Carbonate (CaCO3)	mg/L	ND	ND		10	
Alkalinity, Total as CaCO3	mg/L	107	112	5	10	
Alkalinity,Bicarbonate (CaCO3)	mg/L	107	112	5	10	

SAMPLE DUPLICATE: 1607722

Parameter	Units	60198856009 Result	Dup Result	RPD	Max RPD	Qualifiers
Alkalinity, Carbonate (CaCO3)	mg/L	264	271	3	10	
Alkalinity, Total as CaCO3	mg/L	319	327	2	10	
Alkalinity,Bicarbonate (CaCO3)	mg/L	55.3	55.4	0	10	

Results presented on this page are in the units indicated by the "Units" column except where an alternate unit is presented to the right of the result.

REPORT OF LABORATORY ANALYSIS

This report shall not be reproduced, except in full,
without the written consent of Pace Analytical Services, Inc..

Pace Analytical Services, Inc.
9608 Loiret Blvd.
Lenexa, KS 66219
(913)599-5665

QUALITY CONTROL DATA

Project: FORT SMITH, AR
Pace Project No.: 60198856

QC Batch: WET/56230 Analysis Method: SM 2320B
QC Batch Method: SM 2320B Analysis Description: 2320B Alkalinity
Associated Lab Samples: 60198856012, 60198856013, 60198856014, 60198856015

METHOD BLANK: 1608309 Matrix: Water
Associated Lab Samples: 60198856012, 60198856013, 60198856014, 60198856015

Parameter	Units	Blank Result	Reporting Limit	Analyzed	Qualifiers
Alkalinity, Carbonate (CaCO3)	mg/L	ND	20.0	07/29/15 11:28	
Alkalinity, Total as CaCO3	mg/L	ND	20.0	07/29/15 11:28	
Alkalinity,Bicarbonate (CaCO3)	mg/L	ND	20.0	07/29/15 11:28	

LABORATORY CONTROL SAMPLE: 1608310

Parameter	Units	Spike Conc.	LCS Result	LCS % Rec	% Rec Limits	Qualifiers
Alkalinity, Total as CaCO3	mg/L	500	541	108	90-110	

SAMPLE DUPLICATE: 1608311

Parameter	Units	60198956002 Result	Dup Result	RPD	Max RPD	Qualifiers
Alkalinity, Carbonate (CaCO3)	mg/L	ND	ND		10	
Alkalinity, Total as CaCO3	mg/L	95.4	97.8	3	10	
Alkalinity,Bicarbonate (CaCO3)	mg/L	95.4	97.8	3	10	

SAMPLE DUPLICATE: 1608312

Parameter	Units	60198937003 Result	Dup Result	RPD	Max RPD	Qualifiers
Alkalinity, Carbonate (CaCO3)	mg/L	ND	ND		10	
Alkalinity, Total as CaCO3	mg/L	167	171	2	10	
Alkalinity,Bicarbonate (CaCO3)	mg/L	167	171	2	10	

Results presented on this page are in the units indicated by the "Units" column except where an alternate unit is presented to the right of the result.

REPORT OF LABORATORY ANALYSIS

This report shall not be reproduced, except in full,
without the written consent of Pace Analytical Services, Inc..

Pace Analytical Services, Inc.
9608 Loiret Blvd.
Lenexa, KS 66219
(913)599-5665

QUALITY CONTROL DATA

Project: FORT SMITH, AR
Pace Project No.: 60198856

QC Batch: WET/56246
QC Batch Method: SM 2320B
Analysis Method: SM 2320B
Analysis Description: 2320B Alkalinity
Associated Lab Samples: 60198856003

METHOD BLANK: 1608814
Matrix: Water
Associated Lab Samples: 60198856003

Parameter	Units	Blank Result	Reporting Limit	Analyzed	Qualifiers
Alkalinity, Carbonate (CaCO3)	mg/L	ND	20.0	07/29/15 15:38	
Alkalinity, Total as CaCO3	mg/L	ND	20.0	07/29/15 15:38	
Alkalinity,Bicarbonate (CaCO3)	mg/L	ND	20.0	07/29/15 15:38	

LABORATORY CONTROL SAMPLE: 1608815

Parameter	Units	Spike Conc.	LCS Result	LCS % Rec	% Rec Limits	Qualifiers
Alkalinity, Total as CaCO3	mg/L	500	538	108	90-110	

SAMPLE DUPLICATE: 1608816

Parameter	Units	60198937023 Result	Dup Result	RPD	Max RPD	Qualifiers
Alkalinity, Carbonate (CaCO3)	mg/L	ND	ND		10	
Alkalinity, Total as CaCO3	mg/L	15.7J	14.0J		10	
Alkalinity,Bicarbonate (CaCO3)	mg/L	15.7J	14.0J		10	

SAMPLE DUPLICATE: 1608817

Parameter	Units	60199063002 Result	Dup Result	RPD	Max RPD	Qualifiers
Alkalinity, Carbonate (CaCO3)	mg/L	ND	153J		10	
Alkalinity, Total as CaCO3	mg/L	1270	1370	8	10	
Alkalinity,Bicarbonate (CaCO3)	mg/L	1110	1220	10	10	

Results presented on this page are in the units indicated by the "Units" column except where an alternate unit is presented to the right of the result.

REPORT OF LABORATORY ANALYSIS

This report shall not be reproduced, except in full,
without the written consent of Pace Analytical Services, Inc..

Pace Analytical Services, Inc.
9608 Loiret Blvd.
Lenexa, KS 66219
(913)599-5665

QUALITY CONTROL DATA

Project: FORT SMITH, AR
Pace Project No.: 60198856

QC Batch: WET/56096 Analysis Method: SM 4500-S-2 D
QC Batch Method: SM 4500-S-2 D Analysis Description: 4500S2D Sulfide, Total
Associated Lab Samples: 60198856001, 60198856002, 60198856003, 60198856004, 60198856006, 60198856007, 60198856008, 60198856009

METHOD BLANK: 1604702 Matrix: Water
Associated Lab Samples: 60198856001, 60198856002, 60198856003, 60198856004, 60198856006, 60198856007, 60198856008, 60198856009

Parameter	Units	Blank Result	Reporting Limit	Analyzed	Qualifiers
Sulfide, Total	mg/L	ND	0.050	07/22/15 13:24	

LABORATORY CONTROL SAMPLE: 1604703

Parameter	Units	Spike Conc.	LCS Result	LCS % Rec	% Rec Limits	Qualifiers
Sulfide, Total	mg/L	.5	0.47	95	80-120	

MATRIX SPIKE SAMPLE: 1604704

Parameter	Units	60198566001 Result	Spike Conc.	MS Result	MS % Rec	% Rec Limits	Qualifiers
Sulfide, Total	mg/L	0.42	.5	0.76	69	75-125	M1

SAMPLE DUPLICATE: 1604705

Parameter	Units	60198617002 Result	Dup Result	RPD	Max RPD	Qualifiers
Sulfide, Total	mg/L	ND	ND		20	

SAMPLE DUPLICATE: 1604706

Parameter	Units	60198856008 Result	Dup Result	RPD	Max RPD	Qualifiers
Sulfide, Total	mg/L	ND	ND		20	

Results presented on this page are in the units indicated by the "Units" column except where an alternate unit is presented to the right of the result.

REPORT OF LABORATORY ANALYSIS

This report shall not be reproduced, except in full,
without the written consent of Pace Analytical Services, Inc..

Pace Analytical Services, Inc.
9608 Loiret Blvd.
Lenexa, KS 66219
(913)599-5665

QUALITY CONTROL DATA

Project: FORT SMITH, AR
Pace Project No.: 60198856

QC Batch: WET/56115 Analysis Method: SM 4500-S-2 D
QC Batch Method: SM 4500-S-2 D Analysis Description: 4500S2D Sulfide, Total
Associated Lab Samples: 60198856012, 60198856013, 60198856014, 60198856015

METHOD BLANK: 1605165 Matrix: Water
Associated Lab Samples: 60198856012, 60198856013, 60198856014, 60198856015

Parameter	Units	Blank Result	Reporting Limit	Analyzed	Qualifiers
Sulfide, Total	mg/L	ND	0.050	07/27/15 09:35	

LABORATORY CONTROL SAMPLE: 1605166

Parameter	Units	Spike Conc.	LCS Result	LCS % Rec	% Rec Limits	Qualifiers
Sulfide, Total	mg/L	.5	0.48	96	80-120	

MATRIX SPIKE SAMPLE: 1605167

Parameter	Units	60198856012 Result	Spike Conc.	MS Result	MS % Rec	% Rec Limits	Qualifiers
Sulfide, Total	mg/L	ND	.5	0.21	41	75-125	M1

SAMPLE DUPLICATE: 1605168

Parameter	Units	60198856013 Result	Dup Result	RPD	Max RPD	Qualifiers
Sulfide, Total	mg/L	ND	ND		20	

SAMPLE DUPLICATE: 1605169

Parameter	Units	60198937006 Result	Dup Result	RPD	Max RPD	Qualifiers
Sulfide, Total	mg/L	ND	ND		20	

Results presented on this page are in the units indicated by the "Units" column except where an alternate unit is presented to the right of the result.

REPORT OF LABORATORY ANALYSIS

This report shall not be reproduced, except in full,
without the written consent of Pace Analytical Services, Inc..

Pace Analytical Services, Inc.
9608 Loiret Blvd.
Lenexa, KS 66219
(913)599-5665

QUALITY CONTROL DATA

Project: FORT SMITH, AR
Pace Project No.: 60198856

QC Batch: WETA/35132 Analysis Method: EPA 300.0
QC Batch Method: EPA 300.0 Analysis Description: 300.0 IC Anions
Associated Lab Samples: 60198856001, 60198856002, 60198856003, 60198856004, 60198856006, 60198856007, 60198856008, 60198856009

METHOD BLANK: 1604960 Matrix: Water
Associated Lab Samples: 60198856001, 60198856002, 60198856003, 60198856004, 60198856006, 60198856007, 60198856008, 60198856009

Parameter	Units	Blank Result	Reporting Limit	Analyzed	Qualifiers
Chloride	mg/L	ND	1.0	07/22/15 16:10	
Sulfate	mg/L	ND	1.0	07/22/15 16:10	

METHOD BLANK: 1605456 Matrix: Water
Associated Lab Samples: 60198856001, 60198856002, 60198856003, 60198856004, 60198856006, 60198856007, 60198856008, 60198856009

Parameter	Units	Blank Result	Reporting Limit	Analyzed	Qualifiers
Chloride	mg/L	ND	1.0	07/23/15 10:03	
Sulfate	mg/L	ND	1.0	07/23/15 10:03	

LABORATORY CONTROL SAMPLE: 1604961

Parameter	Units	Spike Conc.	LCS Result	LCS % Rec	% Rec Limits	Qualifiers
Chloride	mg/L	5	4.9	97	90-110	
Sulfate	mg/L	5	4.8	97	90-110	

LABORATORY CONTROL SAMPLE: 1605457

Parameter	Units	Spike Conc.	LCS Result	LCS % Rec	% Rec Limits	Qualifiers
Chloride	mg/L	5	4.8	97	90-110	
Sulfate	mg/L	5	4.8	95	90-110	

MATRIX SPIKE SAMPLE: 1604962

Parameter	Units	60198591001 Result	Spike Conc.	MS Result	MS % Rec	% Rec Limits	Qualifiers
Chloride	mg/L	205	100	298	93	80-120	
Sulfate	mg/L	64.6	100	164	99	80-120	

Results presented on this page are in the units indicated by the "Units" column except where an alternate unit is presented to the right of the result.

REPORT OF LABORATORY ANALYSIS

This report shall not be reproduced, except in full,
without the written consent of Pace Analytical Services, Inc..

Pace Analytical Services, Inc.
9608 Loiret Blvd.
Lenexa, KS 66219
(913)599-5665

QUALITY CONTROL DATA

Project: FORT SMITH, AR
Pace Project No.: 60198856

MATRIX SPIKE & MATRIX SPIKE DUPLICATE: 1604963 1604964

Parameter	Units	60198864002 Result	MS Spike Conc.	MSD Spike Conc.	MS Result	MSD Result	MS % Rec	MSD % Rec	% Rec Limits	RPD	Max RPD	Qual
Chloride	mg/L	2120	1000	1000	3080	3080	95	96	80-120	0	15	
Sulfate	mg/L	2000	1000	1000	2920	2920	91	92	80-120	0	15	

Results presented on this page are in the units indicated by the "Units" column except where an alternate unit is presented to the right of the result.

REPORT OF LABORATORY ANALYSIS

This report shall not be reproduced, except in full,
without the written consent of Pace Analytical Services, Inc..

Pace Analytical Services, Inc.
9608 Loiret Blvd.
Lenexa, KS 66219
(913)599-5665

QUALITY CONTROL DATA

Project: FORT SMITH, AR
Pace Project No.: 60198856

QC Batch: WETA/35144 Analysis Method: EPA 300.0
QC Batch Method: EPA 300.0 Analysis Description: 300.0 IC Anions
Associated Lab Samples: 60198856012, 60198856013, 60198856014, 60198856015

METHOD BLANK: 1605430 Matrix: Water
Associated Lab Samples: 60198856012, 60198856013, 60198856014, 60198856015

Parameter	Units	Blank Result	Reporting Limit	Analyzed	Qualifiers
Chloride	mg/L	ND	1.0	07/23/15 17:05	
Sulfate	mg/L	ND	1.0	07/23/15 17:05	

METHOD BLANK: 1607325 Matrix: Water
Associated Lab Samples: 60198856012, 60198856013, 60198856014, 60198856015

Parameter	Units	Blank Result	Reporting Limit	Analyzed	Qualifiers
Chloride	mg/L	ND	1.0	07/27/15 23:11	
Sulfate	mg/L	ND	1.0	07/27/15 23:11	

LABORATORY CONTROL SAMPLE: 1605431

Parameter	Units	Spike Conc.	LCS Result	LCS % Rec	% Rec Limits	Qualifiers
Chloride	mg/L	5	4.6	93	90-110	
Sulfate	mg/L	5	4.9	97	90-110	

LABORATORY CONTROL SAMPLE: 1607326

Parameter	Units	Spike Conc.	LCS Result	LCS % Rec	% Rec Limits	Qualifiers
Chloride	mg/L	5	4.9	98	90-110	
Sulfate	mg/L	5	4.8	97	90-110	

MATRIX SPIKE & MATRIX SPIKE DUPLICATE: 1605432 1605433

Parameter	Units	60198956002 Result	MS Spike Conc.	MSD Spike Conc.	MS Result	MSD Result	MS % Rec	MSD % Rec	% Rec Limits	RPD	Max RPD	Qual
Chloride	mg/L	2190	1000	1000	3140	3180	95	98	80-120	1	15	
Sulfate	mg/L	2090	1000	1000	3030	3030	94	94	80-120	0	15	

Results presented on this page are in the units indicated by the "Units" column except where an alternate unit is presented to the right of the result.

REPORT OF LABORATORY ANALYSIS

This report shall not be reproduced, except in full,
without the written consent of Pace Analytical Services, Inc..

Pace Analytical Services, Inc.
9608 Loiret Blvd.
Lenexa, KS 66219
(913)599-5665

QUALITY CONTROL DATA

Project: FORT SMITH, AR
Pace Project No.: 60198856

QC Batch: WETA/35118 Analysis Method: EPA 350.1
QC Batch Method: EPA 350.1 Analysis Description: 350.1 Ammonia
Associated Lab Samples: 60198856001, 60198856002, 60198856003, 60198856004, 60198856006, 60198856007, 60198856008, 60198856009

METHOD BLANK: 1604480 Matrix: Water
Associated Lab Samples: 60198856001, 60198856002, 60198856003, 60198856004, 60198856006, 60198856007, 60198856008, 60198856009

Parameter	Units	Blank Result	Reporting Limit	Analyzed	Qualifiers
Nitrogen, Ammonia	mg/L	ND	0.10	07/21/15 15:40	

LABORATORY CONTROL SAMPLE: 1604481

Parameter	Units	Spike Conc.	LCS Result	LCS % Rec	% Rec Limits	Qualifiers
Nitrogen, Ammonia	mg/L	2	2.1	104	90-110	

MATRIX SPIKE SAMPLE: 1604482

Parameter	Units	60198856001 Result	Spike Conc.	MS Result	MS % Rec	% Rec Limits	Qualifiers
Nitrogen, Ammonia	mg/L	ND	2	1.4	72	90-110	M1

SAMPLE DUPLICATE: 1604483

Parameter	Units	60198856002 Result	Dup Result	RPD	Max RPD	Qualifiers
Nitrogen, Ammonia	mg/L	ND	ND		18	

Results presented on this page are in the units indicated by the "Units" column except where an alternate unit is presented to the right of the result.

REPORT OF LABORATORY ANALYSIS

This report shall not be reproduced, except in full,
without the written consent of Pace Analytical Services, Inc..

Pace Analytical Services, Inc.
9608 Loiret Blvd.
Lenexa, KS 66219
(913)599-5665

QUALITY CONTROL DATA

Project: FORT SMITH, AR
Pace Project No.: 60198856

QC Batch: WETA/35191 Analysis Method: EPA 350.1
QC Batch Method: EPA 350.1 Analysis Description: 350.1 Ammonia
Associated Lab Samples: 60198856012, 60198856013, 60198856014, 60198856015

METHOD BLANK: 1607287 Matrix: Water
Associated Lab Samples: 60198856012, 60198856013, 60198856014, 60198856015

Parameter	Units	Blank Result	Reporting Limit	Analyzed	Qualifiers
Nitrogen, Ammonia	mg/L	ND	0.10	07/27/15 11:58	

LABORATORY CONTROL SAMPLE: 1607288

Parameter	Units	Spike Conc.	LCS Result	LCS % Rec	% Rec Limits	Qualifiers
Nitrogen, Ammonia	mg/L	2	2.1	104	90-110	

MATRIX SPIKE SAMPLE: 1607289

Parameter	Units	60198875003 Result	Spike Conc.	MS Result	MS % Rec	% Rec Limits	Qualifiers
Nitrogen, Ammonia	mg/L	0.18	2	2.2	99	90-110	

MATRIX SPIKE SAMPLE: 1607290

Parameter	Units	60198993002 Result	Spike Conc.	MS Result	MS % Rec	% Rec Limits	Qualifiers
Nitrogen, Ammonia	mg/L	ND	2	1.9	95	90-110	

SAMPLE DUPLICATE: 1607291

Parameter	Units	60198952002 Result	Dup Result	RPD	Max RPD	Qualifiers
Nitrogen, Ammonia	mg/L	ND	ND		18	

Results presented on this page are in the units indicated by the "Units" column except where an alternate unit is presented to the right of the result.

REPORT OF LABORATORY ANALYSIS

This report shall not be reproduced, except in full,
without the written consent of Pace Analytical Services, Inc..

Pace Analytical Services, Inc.
9608 Loiret Blvd.
Lenexa, KS 66219
(913)599-5665

QUALITY CONTROL DATA

Project: FORT SMITH, AR
Pace Project No.: 60198856

QC Batch: WETA/35114 Analysis Method: EPA 353.2
QC Batch Method: EPA 353.2 Analysis Description: 353.2 Nitrate + Nitrite, Unpres.
Associated Lab Samples: 60198856001, 60198856002, 60198856003, 60198856004, 60198856006, 60198856007, 60198856008, 60198856009

METHOD BLANK: 1604378 Matrix: Water
Associated Lab Samples: 60198856001, 60198856002, 60198856003, 60198856004, 60198856006, 60198856007, 60198856008, 60198856009

Parameter	Units	Blank Result	Reporting Limit	Analyzed	Qualifiers
Nitrogen, Nitrate	mg/L	ND	0.10	07/22/15 05:59	
Nitrogen, Nitrite	mg/L	ND	0.10	07/22/15 05:59	
Nitrogen, NO2 plus NO3	mg/L	ND	0.10	07/22/15 05:59	

LABORATORY CONTROL SAMPLE: 1604379

Parameter	Units	Spike Conc.	LCS Result	LCS % Rec	% Rec Limits	Qualifiers
Nitrogen, Nitrate	mg/L	1.6	1.6	100	85-115	
Nitrogen, Nitrite	mg/L	.4	0.37	93	90-110	
Nitrogen, NO2 plus NO3	mg/L	2	2.0	98	90-110	

MATRIX SPIKE SAMPLE: 1604380

Parameter	Units	60198856001 Result	Spike Conc.	MS Result	MS % Rec	% Rec Limits	Qualifiers
Nitrogen, Nitrate	mg/L	0.18	1.6	2.0	114	85-115	
Nitrogen, Nitrite	mg/L	ND	.4	0.43	107	90-110	
Nitrogen, NO2 plus NO3	mg/L	0.18	2	2.4	112	90-110	M1

SAMPLE DUPLICATE: 1604381

Parameter	Units	60198856007 Result	Dup Result	RPD	Max RPD	Qualifiers
Nitrogen, Nitrate	mg/L	ND	ND		20	
Nitrogen, Nitrite	mg/L	ND	ND		20	
Nitrogen, NO2 plus NO3	mg/L	ND	ND		20	

Results presented on this page are in the units indicated by the "Units" column except where an alternate unit is presented to the right of the result.

REPORT OF LABORATORY ANALYSIS

This report shall not be reproduced, except in full,
without the written consent of Pace Analytical Services, Inc..

Pace Analytical Services, Inc.
9608 Loiret Blvd.
Lenexa, KS 66219
(913)599-5665

QUALITY CONTROL DATA

Project: FORT SMITH, AR
Pace Project No.: 60198856

QC Batch: WETA/35130 Analysis Method: EPA 353.2
QC Batch Method: EPA 353.2 Analysis Description: 353.2 Nitrate + Nitrite, Unpres.
Associated Lab Samples: 60198856012, 60198856013, 60198856014, 60198856015

METHOD BLANK: 1604857 Matrix: Water
Associated Lab Samples: 60198856012, 60198856013, 60198856014, 60198856015

Parameter	Units	Blank Result	Reporting Limit	Analyzed	Qualifiers
Nitrogen, Nitrate	mg/L	ND	0.10	07/22/15 11:55	
Nitrogen, Nitrite	mg/L	ND	0.10	07/22/15 11:55	
Nitrogen, NO2 plus NO3	mg/L	ND	0.10	07/22/15 11:55	

LABORATORY CONTROL SAMPLE: 1604858

Parameter	Units	Spike Conc.	LCS Result	LCS % Rec	% Rec Limits	Qualifiers
Nitrogen, Nitrate	mg/L	1.6	1.6	99	85-115	
Nitrogen, Nitrite	mg/L	.4	0.37	93	90-110	
Nitrogen, NO2 plus NO3	mg/L	2	2.0	98	90-110	

MATRIX SPIKE SAMPLE: 1604860

Parameter	Units	60198871003 Result	Spike Conc.	MS Result	MS % Rec	% Rec Limits	Qualifiers
Nitrogen, Nitrate	mg/L	9.1	8	17.0	99	85-115	
Nitrogen, Nitrite	mg/L	ND	2	2.2	110	90-110	
Nitrogen, NO2 plus NO3	mg/L	9.1	10	19.2	101	90-110	

SAMPLE DUPLICATE: 1604859

Parameter	Units	60198925001 Result	Dup Result	RPD	Max RPD	Qualifiers
Nitrogen, Nitrate	mg/L	37.2	37.5	1	20	
Nitrogen, Nitrite	mg/L	ND	ND		20	
Nitrogen, NO2 plus NO3	mg/L	37.2	37.5	1	20	

Results presented on this page are in the units indicated by the "Units" column except where an alternate unit is presented to the right of the result.

REPORT OF LABORATORY ANALYSIS

This report shall not be reproduced, except in full,
without the written consent of Pace Analytical Services, Inc..

Pace Analytical Services, Inc.
9608 Loiret Blvd.
Lenexa, KS 66219
(913)599-5665

QUALITY CONTROL DATA

Project: FORT SMITH, AR
Pace Project No.: 60198856

QC Batch: WETA/35209 Analysis Method: SM 5310C
QC Batch Method: SM 5310C Analysis Description: 5310C Total Organic Carbon
Associated Lab Samples: 60198856001, 60198856002, 60198856003, 60198856004, 60198856006, 60198856007, 60198856008, 60198856009

METHOD BLANK: 1607699 Matrix: Water
Associated Lab Samples: 60198856001, 60198856002, 60198856003, 60198856004, 60198856006, 60198856007, 60198856008, 60198856009

Parameter	Units	Blank Result	Reporting Limit	Analyzed	Qualifiers
Total Organic Carbon	mg/L	ND	1.0	07/28/15 12:24	

LABORATORY CONTROL SAMPLE: 1607700

Parameter	Units	Spike Conc.	LCS Result	LCS % Rec	% Rec Limits	Qualifiers
Total Organic Carbon	mg/L	5	5.4	108	80-120	

MATRIX SPIKE SAMPLE: 1607701

Parameter	Units	60198630001 Result	Spike Conc.	MS Result	MS % Rec	% Rec Limits	Qualifiers
Total Organic Carbon	mg/L	14.3	10	23.5	93	80-120	

SAMPLE DUPLICATE: 1607702

Parameter	Units	60198632001 Result	Dup Result	RPD	Max RPD	Qualifiers
Total Organic Carbon	mg/L	8.8	8.6	2	25	

Results presented on this page are in the units indicated by the "Units" column except where an alternate unit is presented to the right of the result.

REPORT OF LABORATORY ANALYSIS

This report shall not be reproduced, except in full,
without the written consent of Pace Analytical Services, Inc..

Pace Analytical Services, Inc.
9608 Loiret Blvd.
Lenexa, KS 66219
(913)599-5665

QUALITY CONTROL DATA

Project: FORT SMITH, AR
Pace Project No.: 60198856

QC Batch: WETA/35246 Analysis Method: SM 5310C
QC Batch Method: SM 5310C Analysis Description: 5310C Total Organic Carbon
Associated Lab Samples: 60198856012, 60198856013, 60198856014, 60198856015

METHOD BLANK: 1609163 Matrix: Water
Associated Lab Samples: 60198856012, 60198856013, 60198856014, 60198856015

Parameter	Units	Blank Result	Reporting Limit	Analyzed	Qualifiers
Total Organic Carbon	mg/L	ND	1.0	07/30/15 13:54	

LABORATORY CONTROL SAMPLE: 1609164

Parameter	Units	Spike Conc.	LCS Result	LCS % Rec	% Rec Limits	Qualifiers
Total Organic Carbon	mg/L	5	5.2	104	80-120	

MATRIX SPIKE SAMPLE: 1609165

Parameter	Units	60198937001 Result	Spike Conc.	MS Result	MS % Rec	% Rec Limits	Qualifiers
Total Organic Carbon	mg/L	ND	5	3.2	58	80-120	M1

SAMPLE DUPLICATE: 1609166

Parameter	Units	60198937003 Result	Dup Result	RPD	Max RPD	Qualifiers
Total Organic Carbon	mg/L	0.67J	0.67J		25	

Results presented on this page are in the units indicated by the "Units" column except where an alternate unit is presented to the right of the result.

REPORT OF LABORATORY ANALYSIS

This report shall not be reproduced, except in full,
without the written consent of Pace Analytical Services, Inc..

Pace Analytical Services, Inc.
9608 Loiret Blvd.
Lenexa, KS 66219
(913)599-5665

QUALITY CONTROL DATA

Project: FORT SMITH, AR
Pace Project No.: 60198856

QC Batch: WETA/8677 Analysis Method: SM 4500-P E
QC Batch Method: SM4500-P B Analysis Description: SM4500P-E, Total Phosphorus
Associated Lab Samples: 60198856001, 60198856002, 60198856003, 60198856004, 60198856006, 60198856007, 60198856008, 60198856009

METHOD BLANK: 153203 Matrix: Water
Associated Lab Samples: 60198856001, 60198856002, 60198856003, 60198856004, 60198856006, 60198856007, 60198856008, 60198856009

Parameter	Units	Blank Result	Reporting Limit	Analyzed	Qualifiers
Phosphate as P04	mg/L	ND	0.030	07/23/15 13:45	

LABORATORY CONTROL SAMPLE: 153204

Parameter	Units	Spike Conc.	LCS Result	LCS % Rec	% Rec Limits	Qualifiers
Phosphate as P04	mg/L	1.5	1.6	103	80-120	

MATRIX SPIKE & MATRIX SPIKE DUPLICATE: 153205 153206

Parameter	Units	7528199003 Result	MS Spike Conc.	MSD Spike Conc.	MS Result	MSD Result	MS % Rec	MSD % Rec	% Rec Limits	RPD	Max RPD	Qual
Phosphate as P04	mg/L	3.4	1.5	1.5	5.2	5.3	121	125	80-120	1	20	M1

MATRIX SPIKE & MATRIX SPIKE DUPLICATE: 153209 153210

Parameter	Units	7528378001 Result	MS Spike Conc.	MSD Spike Conc.	MS Result	MSD Result	MS % Rec	MSD % Rec	% Rec Limits	RPD	Max RPD	Qual
Phosphate as P04	mg/L	4.4	1.5	1.5	5.5	5.9	68	96	80-120	7	20	M1

Results presented on this page are in the units indicated by the "Units" column except where an alternate unit is presented to the right of the result.

REPORT OF LABORATORY ANALYSIS

This report shall not be reproduced, except in full,
without the written consent of Pace Analytical Services, Inc..

Pace Analytical Services, Inc.
9608 Loiret Blvd.
Lenexa, KS 66219
(913)599-5665

QUALITY CONTROL DATA

Project: FORT SMITH, AR
Pace Project No.: 60198856

QC Batch: WETA/8714 Analysis Method: SM 4500-P E
QC Batch Method: SM4500-P B Analysis Description: SM4500P-E, Total Phosphorus
Associated Lab Samples: 60198856012, 60198856013, 60198856014, 60198856015

METHOD BLANK: 154314 Matrix: Water
Associated Lab Samples: 60198856012, 60198856013, 60198856014, 60198856015

Parameter	Units	Blank Result	Reporting Limit	Analyzed	Qualifiers
Phosphate as P04	mg/L	ND	0.030	07/28/15 15:06	

LABORATORY CONTROL SAMPLE: 154315

Parameter	Units	Spike Conc.	LCS Result	LCS % Rec	% Rec Limits	Qualifiers
Phosphate as P04	mg/L	1.5	1.4	91	80-120	

MATRIX SPIKE & MATRIX SPIKE DUPLICATE: 154316 154317

Parameter	Units	60198937025 Result	MS Spike Conc.	MSD Spike Conc.	MS Result	MSD Result	MS % Rec	MSD % Rec	% Rec Limits	RPD	Max RPD	Qual
Phosphate as P04	mg/L	0.13	1.5	1.5	1.3	1.4	78	81	80-120	4	20	M1

Results presented on this page are in the units indicated by the "Units" column except where an alternate unit is presented to the right of the result.

REPORT OF LABORATORY ANALYSIS

This report shall not be reproduced, except in full,
without the written consent of Pace Analytical Services, Inc..

Pace Analytical Services, Inc.
9608 Loiret Blvd.
Lenexa, KS 66219
(913)599-5665

QUALIFIERS

Project: FORT SMITH, AR
Pace Project No.: 60198856

DEFINITIONS

DF - Dilution Factor, if reported, represents the factor applied to the reported data due to dilution of the sample aliquot.

ND - Not Detected at or above adjusted reporting limit.

J - Estimated concentration above the adjusted method detection limit and below the adjusted reporting limit.

MDL - Adjusted Method Detection Limit.

PQL - Practical Quantitation Limit.

RL - Reporting Limit.

S - Surrogate

1,2-Diphenylhydrazine decomposes to and cannot be separated from Azobenzene using Method 8270. The result for each analyte is a combined concentration.

Consistent with EPA guidelines, unrounded data are displayed and have been used to calculate % recovery and RPD values.

LCS(D) - Laboratory Control Sample (Duplicate)

MS(D) - Matrix Spike (Duplicate)

DUP - Sample Duplicate

RPD - Relative Percent Difference

NC - Not Calculable.

SG - Silica Gel - Clean-Up

U - Indicates the compound was analyzed for, but not detected.

N-Nitrosodiphenylamine decomposes and cannot be separated from Diphenylamine using Method 8270. The result reported for each analyte is a combined concentration.

Pace Analytical is TNI accredited. Contact your Pace PM for the current list of accredited analytes.

TNI - The NELAC Institute.

LABORATORIES

PASI-D	Pace Analytical Services - Dallas
PASI-K	Pace Analytical Services - Kansas City

WORKORDER QUALIFIERS

WO: 60198856

[1] Revised Report Rev_1. Updated sample ID on sample 60198856012 per client request.

BATCH QUALIFIERS

Batch: MSV/70751

[M5] A matrix spike/matrix spike duplicate was not performed for this batch due to insufficient sample volume.

Batch: MSV/70753

[M5] A matrix spike/matrix spike duplicate was not performed for this batch due to insufficient sample volume.

Batch: MSV/70773

[M5] A matrix spike/matrix spike duplicate was not performed for this batch due to insufficient sample volume.

Batch: WET/56403

[1] Ferrous Iron performed in the field

ANALYTE QUALIFIERS

1e	Field pH
B	Analyte was detected in the associated method blank.
H6	Analysis initiated outside of the 15 minute EPA recommended holding time.

REPORT OF LABORATORY ANALYSIS

This report shall not be reproduced, except in full,
without the written consent of Pace Analytical Services, Inc..

Pace Analytical Services, Inc.
9608 Loiret Blvd.
Lenexa, KS 66219
(913)599-5665

QUALIFIERS

Project: FORT SMITH, AR
Pace Project No.: 60198856

ANALYTE QUALIFIERS

HS	Results are from sample aliquot taken from VOA vial with headspace (air bubble greater than 6 mm diameter).
M1	Matrix spike recovery exceeded QC limits. Batch accepted based on laboratory control sample (LCS) recovery.

This report shall not be reproduced, except in full,
without the written consent of Pace Analytical Services, Inc..

Pace Analytical Services, Inc.
9608 Loiret Blvd.
Lenexa, KS 66219
(913)599-5665

QUALITY CONTROL DATA CROSS REFERENCE TABLE

Project: FORT SMITH, AR
Pace Project No.: 60198856

Lab ID	Sample ID	QC Batch Method	QC Batch	Analytical Method	Analytical Batch
60198856001	MW-66-201507	EPA 8015 - Alcohol	GCSV/4153		
60198856002	MW-67R-201507	EPA 8015 - Alcohol	GCSV/4153		
60198856003	MW-36R-201507	EPA 8015 - Alcohol	GCSV/4153		
60198856004	MW-71-201507	EPA 8015 - Alcohol	GCSV/4153		
60198856006	MW-40R-201507	EPA 8015 - Alcohol	GCSV/4153		
60198856007	MW-68-201507	EPA 8015 - Alcohol	GCSV/4153		
60198856008	MW-39R-201507	EPA 8015 - Alcohol	GCSV/4153		
60198856009	MW-65-201507	EPA 8015 - Alcohol	GCSV/4153		
60198856012	MW-56R-201507	EPA 8015 - Alcohol	GCSV/4153		
60198856013	MW-57R-201507	EPA 8015 - Alcohol	GCSV/4153		
60198856014	IW-72-201507	EPA 8015 - Alcohol	GCSV/4153		
60198856015	MW-55R-201507	EPA 8015 - Alcohol	GCSV/4153		
60198856001	MW-66-201507	EPA 3010	MPRP/32595	EPA 6010	ICP/24100
60198856002	MW-67R-201507	EPA 3010	MPRP/32595	EPA 6010	ICP/24100
60198856003	MW-36R-201507	EPA 3010	MPRP/32595	EPA 6010	ICP/24100
60198856004	MW-71-201507	EPA 3010	MPRP/32595	EPA 6010	ICP/24100
60198856006	MW-40R-201507	EPA 3010	MPRP/32595	EPA 6010	ICP/24100
60198856007	MW-68-201507	EPA 3010	MPRP/32595	EPA 6010	ICP/24100
60198856008	MW-39R-201507	EPA 3010	MPRP/32595	EPA 6010	ICP/24100
60198856009	MW-65-201507	EPA 3010	MPRP/32595	EPA 6010	ICP/24100
60198856012	MW-56R-201507	EPA 3010	MPRP/32640	EPA 6010	ICP/24124
60198856013	MW-57R-201507	EPA 3010	MPRP/32640	EPA 6010	ICP/24124
60198856014	IW-72-201507	EPA 3010	MPRP/32640	EPA 6010	ICP/24124
60198856015	MW-55R-201507	EPA 3010	MPRP/32640	EPA 6010	ICP/24124
60198856001	MW-66-201507	EPA 5030B/8260	MSV/70751		
60198856002	MW-67R-201507	EPA 5030B/8260	MSV/70751		
60198856003	MW-36R-201507	EPA 5030B/8260	MSV/70751		
60198856004	MW-71-201507	EPA 5030B/8260	MSV/70751		
60198856005	EB-01-201507	EPA 5030B/8260	MSV/70751		
60198856006	MW-40R-201507	EPA 5030B/8260	MSV/70753		
60198856006	MW-40R-201507	EPA 5030B/8260	MSV/70773		
60198856007	MW-68-201507	EPA 5030B/8260	MSV/70753		
60198856008	MW-39R-201507	EPA 5030B/8260	MSV/70753		
60198856009	MW-65-201507	EPA 5030B/8260	MSV/70753		
60198856010	TB-02-201507	EPA 5030B/8260	MSV/70753		
60198856011	TB-03-201507	EPA 5030B/8260	MSV/70753		
60198856012	MW-56R-201507	EPA 5030B/8260	MSV/70773		
60198856013	MW-57R-201507	EPA 5030B/8260	MSV/70753		
60198856013	MW-57R-201507	EPA 5030B/8260	MSV/70773		
60198856014	IW-72-201507	EPA 5030B/8260	MSV/70753		
60198856015	MW-55R-201507	EPA 5030B/8260	MSV/70753		
60198856016	TB-01-201507	EPA 5030B/8260	MSV/70753		
60198856001	MW-66-201507	SM 2320B	WET/56210		

This report shall not be reproduced, except in full,
without the written consent of Pace Analytical Services, Inc..

Pace Analytical Services, Inc.
9608 Loiret Blvd.
Lenexa, KS 66219
(913)599-5665

QUALITY CONTROL DATA CROSS REFERENCE TABLE

Project: FORT SMITH, AR
Pace Project No.: 60198856

Lab ID	Sample ID	QC Batch Method	QC Batch	Analytical Method	Analytical Batch
60198856002	MW-67R-201507	SM 2320B	WET/56210		
60198856003	MW-36R-201507	SM 2320B	WET/56246		
60198856004	MW-71-201507	SM 2320B	WET/56210		
60198856006	MW-40R-201507	SM 2320B	WET/56210		
60198856007	MW-68-201507	SM 2320B	WET/56210		
60198856008	MW-39R-201507	SM 2320B	WET/56210		
60198856009	MW-65-201507	SM 2320B	WET/56210		
60198856012	MW-56R-201507	SM 2320B	WET/56230		
60198856013	MW-57R-201507	SM 2320B	WET/56230		
60198856014	IW-72-201507	SM 2320B	WET/56230		
60198856015	MW-55R-201507	SM 2320B	WET/56230		
60198856001	MW-66-201507	SM 3500-Fe B#4	WET/56403		
60198856002	MW-67R-201507	SM 3500-Fe B#4	WET/56403		
60198856003	MW-36R-201507	SM 3500-Fe B#4	WET/56403		
60198856004	MW-71-201507	SM 3500-Fe B#4	WET/56403		
60198856006	MW-40R-201507	SM 3500-Fe B#4	WET/56403		
60198856007	MW-68-201507	SM 3500-Fe B#4	WET/56403		
60198856008	MW-39R-201507	SM 3500-Fe B#4	WET/56403		
60198856009	MW-65-201507	SM 3500-Fe B#4	WET/56403		
60198856012	MW-56R-201507	SM 3500-Fe B#4	WET/56403		
60198856013	MW-57R-201507	SM 3500-Fe B#4	WET/56403		
60198856014	IW-72-201507	SM 3500-Fe B#4	WET/56403		
60198856015	MW-55R-201507	SM 3500-Fe B#4	WET/56403		
60198856001	MW-66-201507	SM 4500-H+B	WET/56404		
60198856002	MW-67R-201507	SM 4500-H+B	WET/56404		
60198856003	MW-36R-201507	SM 4500-H+B	WET/56404		
60198856004	MW-71-201507	SM 4500-H+B	WET/56404		
60198856006	MW-40R-201507	SM 4500-H+B	WET/56404		
60198856007	MW-68-201507	SM 4500-H+B	WET/56404		
60198856008	MW-39R-201507	SM 4500-H+B	WET/56404		
60198856009	MW-65-201507	SM 4500-H+B	WET/56404		
60198856012	MW-56R-201507	SM 4500-H+B	WET/56404		
60198856013	MW-57R-201507	SM 4500-H+B	WET/56404		
60198856014	IW-72-201507	SM 4500-H+B	WET/56404		
60198856015	MW-55R-201507	SM 4500-H+B	WET/56404		
60198856001	MW-66-201507	SM 4500-S-2 D	WET/56096		
60198856002	MW-67R-201507	SM 4500-S-2 D	WET/56096		
60198856003	MW-36R-201507	SM 4500-S-2 D	WET/56096		
60198856004	MW-71-201507	SM 4500-S-2 D	WET/56096		
60198856006	MW-40R-201507	SM 4500-S-2 D	WET/56096		
60198856007	MW-68-201507	SM 4500-S-2 D	WET/56096		
60198856008	MW-39R-201507	SM 4500-S-2 D	WET/56096		
60198856009	MW-65-201507	SM 4500-S-2 D	WET/56096		
60198856012	MW-56R-201507	SM 4500-S-2 D	WET/56115		
60198856013	MW-57R-201507	SM 4500-S-2 D	WET/56115		

This report shall not be reproduced, except in full,
without the written consent of Pace Analytical Services, Inc..

Pace Analytical Services, Inc.
9608 Loiret Blvd.
Lenexa, KS 66219
(913)599-5665

QUALITY CONTROL DATA CROSS REFERENCE TABLE

Project: FORT SMITH, AR
Pace Project No.: 60198856

Lab ID	Sample ID	QC Batch Method	QC Batch	Analytical Method	Analytical Batch
60198856014	**IW-72-201507**	SM 4500-S-2 D	WET/56115		
60198856015	**MW-55R-201507**	SM 4500-S-2 D	WET/56115		
60198856001	**MW-66-201507**	EPA 300.0	WETA/35132		
60198856002	**MW-67R-201507**	EPA 300.0	WETA/35132		
60198856003	**MW-36R-201507**	EPA 300.0	WETA/35132		
60198856004	**MW-71-201507**	EPA 300.0	WETA/35132		
60198856006	**MW-40R-201507**	EPA 300.0	WETA/35132		
60198856007	**MW-68-201507**	EPA 300.0	WETA/35132		
60198856008	**MW-39R-201507**	EPA 300.0	WETA/35132		
60198856009	**MW-65-201507**	EPA 300.0	WETA/35132		
60198856012	**MW-56R-201507**	EPA 300.0	WETA/35144		
60198856013	**MW-57R-201507**	EPA 300.0	WETA/35144		
60198856014	**IW-72-201507**	EPA 300.0	WETA/35144		
60198856015	**MW-55R-201507**	EPA 300.0	WETA/35144		
60198856001	**MW-66-201507**	EPA 350.1	WETA/35118		
60198856002	**MW-67R-201507**	EPA 350.1	WETA/35118		
60198856003	**MW-36R-201507**	EPA 350.1	WETA/35118		
60198856004	**MW-71-201507**	EPA 350.1	WETA/35118		
60198856006	**MW-40R-201507**	EPA 350.1	WETA/35118		
60198856007	**MW-68-201507**	EPA 350.1	WETA/35118		
60198856008	**MW-39R-201507**	EPA 350.1	WETA/35118		
60198856009	**MW-65-201507**	EPA 350.1	WETA/35118		
60198856012	**MW-56R-201507**	EPA 350.1	WETA/35191		
60198856013	**MW-57R-201507**	EPA 350.1	WETA/35191		
60198856014	**IW-72-201507**	EPA 350.1	WETA/35191		
60198856015	**MW-55R-201507**	EPA 350.1	WETA/35191		
60198856001	**MW-66-201507**	EPA 353.2	WETA/35114		
60198856002	**MW-67R-201507**	EPA 353.2	WETA/35114		
60198856003	**MW-36R-201507**	EPA 353.2	WETA/35114		
60198856004	**MW-71-201507**	EPA 353.2	WETA/35114		
60198856006	**MW-40R-201507**	EPA 353.2	WETA/35114		
60198856007	**MW-68-201507**	EPA 353.2	WETA/35114		
60198856008	**MW-39R-201507**	EPA 353.2	WETA/35114		
60198856009	**MW-65-201507**	EPA 353.2	WETA/35114		
60198856012	**MW-56R-201507**	EPA 353.2	WETA/35130		
60198856013	**MW-57R-201507**	EPA 353.2	WETA/35130		
60198856014	**IW-72-201507**	EPA 353.2	WETA/35130		
60198856015	**MW-55R-201507**	EPA 353.2	WETA/35130		
60198856001	**MW-66-201507**	SM 4500-CO2 D	WETA/35353		
60198856002	**MW-67R-201507**	SM 4500-CO2 D	WETA/35353		
60198856003	**MW-36R-201507**	SM 4500-CO2 D	WETA/35353		
60198856004	**MW-71-201507**	SM 4500-CO2 D	WETA/35353		
60198856006	**MW-40R-201507**	SM 4500-CO2 D	WETA/35353		
60198856007	**MW-68-201507**	SM 4500-CO2 D	WETA/35353		
60198856008	**MW-39R-201507**	SM 4500-CO2 D	WETA/35353		

This report shall not be reproduced, except in full,
without the written consent of Pace Analytical Services, Inc..

Pace Analytical Services, Inc.
9608 Loiret Blvd.
Lenexa, KS 66219
(913)599-5665

QUALITY CONTROL DATA CROSS REFERENCE TABLE

Project: FORT SMITH, AR
Pace Project No.: 60198856

Lab ID	Sample ID	QC Batch Method	QC Batch	Analytical Method	Analytical Batch
60198856009	**MW-65-201507**	SM 4500-CO2 D	WETA/35353		
60198856012	**MW-56R-201507**	SM 4500-CO2 D	WETA/35353		
60198856013	**MW-57R-201507**	SM 4500-CO2 D	WETA/35353		
60198856014	**IW-72-201507**	SM 4500-CO2 D	WETA/35353		
60198856015	**MW-55R-201507**	SM 4500-CO2 D	WETA/35353		
60198856001	**MW-66-201507**	SM 5310C	WETA/35209		
60198856002	**MW-67R-201507**	SM 5310C	WETA/35209		
60198856003	**MW-36R-201507**	SM 5310C	WETA/35209		
60198856004	**MW-71-201507**	SM 5310C	WETA/35209		
60198856006	**MW-40R-201507**	SM 5310C	WETA/35209		
60198856007	**MW-68-201507**	SM 5310C	WETA/35209		
60198856008	**MW-39R-201507**	SM 5310C	WETA/35209		
60198856009	**MW-65-201507**	SM 5310C	WETA/35209		
60198856012	**MW-56R-201507**	SM 5310C	WETA/35246		
60198856013	**MW-57R-201507**	SM 5310C	WETA/35246		
60198856014	**IW-72-201507**	SM 5310C	WETA/35246		
60198856015	**MW-55R-201507**	SM 5310C	WETA/35246		
60198856001	**MW-66-201507**	SM4500-P B	WETA/8677	SM 4500-P E	WETA/8678
60198856002	**MW-67R-201507**	SM4500-P B	WETA/8677	SM 4500-P E	WETA/8678
60198856003	**MW-36R-201507**	SM4500-P B	WETA/8677	SM 4500-P E	WETA/8678
60198856004	**MW-71-201507**	SM4500-P B	WETA/8677	SM 4500-P E	WETA/8678
60198856006	**MW-40R-201507**	SM4500-P B	WETA/8677	SM 4500-P E	WETA/8678
60198856007	**MW-68-201507**	SM4500-P B	WETA/8677	SM 4500-P E	WETA/8678
60198856008	**MW-39R-201507**	SM4500-P B	WETA/8677	SM 4500-P E	WETA/8678
60198856009	**MW-65-201507**	SM4500-P B	WETA/8677	SM 4500-P E	WETA/8678
60198856012	**MW-56R-201507**	SM4500-P B	WETA/8714	SM 4500-P E	WETA/8715
60198856013	**MW-57R-201507**	SM4500-P B	WETA/8714	SM 4500-P E	WETA/8715
60198856014	**IW-72-201507**	SM4500-P B	WETA/8714	SM 4500-P E	WETA/8715
60198856015	**MW-55R-201507**	SM4500-P B	WETA/8714	SM 4500-P E	WETA/8715

This report shall not be reproduced, except in full,
without the written consent of Pace Analytical Services, Inc..

Pace Analytical®
www.pacelabs.com

Sample Condition Upon Receipt

WO# : 60198856

60198856

Client Name: Environ

Optional
Proj Due Date:
Proj Name:

Courier: FedEx ☑ UPS ☐ VIA ☐ Clay ☐ PEX ☐ ECI ☐ Pace ☐ Other ☐ Client ☐

Tracking #: ~~61335821~~ 6721, 6732 (BW 7/22) 61135281

Pace Shipping Label Used? Yes ☐ No ☑

Custody Seal on Cooler/Box Present: Yes ☑ No ☐ Seals intact: Yes ☑ No ☐

Packing Material: Bubble Wrap ☐ Bubble Bags ☑ Foam ☑ None ☐ Other ☐

Thermometer Used: CF +1.4 T-239 / CF -0.5 T-262

Type of Ice: Wet Blue None (circle one) ☐ Samples received on ice, cooling process has begun.

Cooler Temperature: 6.0, 6.0

Temperature should be above freezing to 6°C

Date and initials of person examining contents: BB 7/21/15

Chain of Custody present:	☑Yes	☐No	☐N/A	1. Missing one cooler, maybe two.
Chain of Custody filled out:	☑Yes	☐No	☐N/A	2.
Chain of Custody relinquished:	☑Yes	☐No	☐N/A	3.
Sampler name & signature on COC:	☑Yes	☐No	☐N/A	4.
Samples arrived within holding time:	☑Yes	☐No	☐N/A	5.
Short Hold Time analyses (<72hr):	☑Yes	☐No	☐N/A	6. NO_2NO_3? Profile set up for
Rush Turn Around Time requested:	☐Yes	☑No	☐N/A	7. unpreserved.
Sufficient volume:	☑Yes	☐No	☐N/A	8.
Correct containers used:	☑Yes	☐No	☐N/A	
Pace containers used:	☑Yes	☐No	☐N/A	9. TB02 Arrived with → MW68, MW66,
Containers intact:	☑Yes	☐No	☐N/A	10. MW36R, MW71
Unpreserved 5035A soils frozen w/in 48hrs?	☐Yes	☐No	☑N/A	11. TB03 Arrived with → MW679, EB01,
Filtered volume received for dissolved tests?	☐Yes	☐No	☑N/A	12. MW40R, MW39R, MW65
Sample labels match COC:	☑Yes	☐No	☐N/A	
Includes date/time/ID/analyses Y Matrix: WT				13.
All containers needing preservation have been checked.	☑Yes	☐No	☐N/A	
All containers needing preservation are found to be in compliance with EPA recommendation.	☑Yes	☐No	☐N/A	14.
Exceptions: VOA, Coliform, O&G, WI-DRO (water)	☑Yes	☐No		Initial when completed / Lot # of added preservative
Trip Blank present:	☑Yes	☐No	☐N/A	TB02 - 060815-3BZM Cont. # 301897 301867
Pace Trip Blank lot # (if purchased):				15.
Headspace in VOA vials (>6mm): 36R All DG9H / 39R All DG9H (BB 7/21/15)	☑Yes	☐No	☐N/A	TB03 - 060815-3BZM Cont # 307632 307612
				16.
Project sampled in USDA Regulated Area:	☐Yes	☐No	☑N/A	17. List State:
Additional labels attached to 5035A vials in the field?	☐Yes	☐No	☑N/A	18.

Client Notification/ Resolution: Copy COC to Client? Y / N Field Data Required? Y / N

Person Contacted: Wendy Date/Time: 7/21 PM

Comments/ Resolution: Per Wendy - run & wait for missing cooler. Run 36R & 39R w/ HS -GR

Project Manager Review: 7/21 [signature] Date: 7/21

Pace Analytical
www.pacelabs.com

Sample Condition Upon Receipt

Client Name: Environ

Optional
Proj Due Date:
Proj Name:

Courier: FedEx ☑ UPS ☐ VIA ☐ Clay ☐ PEX ☐ ECI ☐ Pace ☐ Other ☐ Client ☐

Tracking #: 6113 5281 6710 Pace Shipping Label Used? Yes ☐ No ☑

Custody Seal on Cooler/Box Present: Yes ☑ No ☐ Seals intact: Yes ☑ No ☐

Packing Material: Bubble Wrap ☐ Bubble Bags ☑ Foam ☑ None ☐ Other ☐

Thermometer Used: CF +1.4 T-239 / CF -0.5 T-262 **Type of Ice:** (Wet) Blue None (circle one) ☐ Samples received on ice, cooling process has begun.

Cooler Temperature: 5.1

Temperature should be above freezing to 6°C

Date and initials of person examining contents: JB 7/22/15 0935

Chain of Custody present:	☑Yes	☐No	☐N/A
Chain of Custody filled out:	☑Yes	☐No	☐N/A
Chain of Custody relinquished:	☑Yes	☐No	☐N/A
Sampler name & signature on COC:	☑Yes	☐No	☐N/A
Samples arrived within holding time:	☑Yes	☐No	☐N/A
Short Hold Time analyses (<72hr):	☑Yes	☐No	☐N/A
Rush Turn Around Time requested:	☐Yes	☑No	☐N/A
Sufficient volume:	☑Yes	☐No	☐N/A
Correct containers used:	☑Yes	☐No	☐N/A
Pace containers used:	☑Yes	☐No	☐N/A
Containers intact:	☑Yes	☐No	☐N/A
Unpreserved 5035A soils frozen w/in 48hrs?	☐Yes	☐No	☑N/A
Filtered volume received for dissolved tests?	☐Yes	☐No	☑N/A
Sample labels match COC: Includes date/time/ID/analyses Y Matrix: W	☑Yes	☐No	☐N/A
All containers needing preservation have been checked.	☑Yes	☐No	☐N/A
All containers needing preservation are found to be in compliance with EPA recommendation.	☑Yes	☐No	☐N/A
Exceptions: VOA, Coliform, O&G, WI-DRO (water)	☑Yes	☐No	
Trip Blank present: Pace Trip Blank lot # (if purchased): 060815-TBEN	☑Yes	☐No	☐N/A
Headspace in VOA vials (>6mm):	☐Yes	☑No	☐N/A
Project sampled in USDA Regulated Area:	☐Yes	☐No	☑N/A
Additional labels attached to 5035A vials in the field?	☐Yes	☐No	☑N/A

1. Received 3DG9H, 3DG9U, BP3U, AG3S, BP3S
2. BP3N, BP3Z for each of
3. following samples.
4. MW-56, MW57R, IW-72, MW55R-
5. 201507A
6. NO2/3 TB-01 Arrived with / Also.
7. Received
8. TB01-201507 2DG9H
9.
10.
11.
12.
13.
14.

Initial when completed	Lot # of added preservative

15.
16.
17. List State:
18.

Client Notification/ Resolution: Copy COC to Client? Y / N Field Data Required? Y / N

Person Contacted: _____ Date/Time: _____

Comments/ Resolution: _____

Project Manager Review: G Date: 7/22

Pace Analytical
www.pacelabs.com

CHAIN-OF-CUSTODY / Analytical Request Document

The Chain-of-Custody is a LEGAL DOCUMENT. All relevant fields must be completed accurately.

Section A Required Client Information:

Company:	Environ
Address:	7500 College Blvd., Ste. 925
	Overland Park, KS 66210
Email To:	wstonestreet@environcorp.com
Phone: 913-553-5926	Fax:
Requested Due Date/TAT:	

Section B Required Project Information:

Report To:	Wendy Stonestreet
Copy To:	Tammy Gleason
Purchase Order No.:	NA
Project Name:	Fort Smith, AR
Project Number:	

Section C Invoice Information:

Attention:	Tammy Gleason
Company Name:	Environ
Address:	250 Monroe Ave. NW Grand Rapids
Pace Quote Reference:	Michigan, 49503
Pace Project Manager:	Colleen Clyne
Pace Profile #:	7444, line 1

REGULATORY AGENCY

☐ NPDES ☐ GROUND WATER ☐ DRINKING WATER
☐ UST ☐ RCRA ☑ OTHER ADEQ

Site Location STATE: AR

Valid Matrix Codes: DRINKING WATER DW; WATER WT; WASTE WATER WW; PRODUCT P; SOIL/SOLID SL; OIL OL; WIPE WP; AIR AR; OTHER OT; TISSUE TS

ITEM #	Section D Required Client Information: SAMPLE ID (A-Z, 0-9 / ,-) Sample IDs MUST BE UNIQUE	MATRIX CODE (see valid codes to left)	SAMPLE TYPE (G=GRAB C=COMP)	COLLECTED: COMPOSITE START DATE	COMPOSITE START TIME	COMPOSITE END/GRAB DATE	COMPOSITE END/GRAB TIME	SAMPLE TEMP AT COLLECTION	# OF CONTAINERS	Preservatives: Unpreserved	H_2SO_4	HNO_3	HCl	NaOH	$Na_2S_2O_3$	Methanol	Other	Analysis Test Y/N: 8260 VOCs	Alkalinity	TOC	Chloride, Sulfate	8015 Chloroethanol (Pace Dallas)	6010-Iron/Mn	Ferric Iron calc. (send field Ferrous)	Ammonia	Nitrate+Nitrite	Total Phosphate (Pace Dallas)	Sulfide	CO2 Calc (Alkalinity +pH)	Residual Chlorine (Y/N)	Pace Project No./ Lab I.D.
1	MW-66-201507	WT	G	7/20/15	1350	—	—		11	X	X	X	X	X	X			X	X	X	X	X	X	X	X	X	X	N	60198856 001
2	MW-67R-201507	WT	G	7/20/15	1555	—	—		11	X	X	X	X	X	X			X	X	X	X	X	X	X	X	X	X	N	002
3	MW-36R-201507	WT	G	7/20/15	1615	—	—		11	X	X	X	X	X	X			X	X	X	X	X	X	X	X	X	X	N	003
4	MW-71-201507 3DG9U	WT	G	7/20/15	1627	—	—		11	X	X	X	X	X				X	X	X	X	X	X	X	X	X	X	N	BP3U BP3S BP3C 004
5	EB-01-201507 3DG9H	WT	G	7/20/15	1700	—	—		11	X	X	X	X	X				X	X	X	X	X	X	X	X	X	X	N	005
6	MW-56-201507	WT	G	7/20/15	1405	—	—		11	X	X	X	X	X				X	X	X	X	X	X	X	X	X	X	N	002
7	MW-57-201507	WT	G	7/20/15	1350	—	—		11	X	X	X	X	X				X	X	X	X	X	X	X	X	X	X	N	003
8	MW-72-201507	WT	G	7/20/15	1315	—	—		11	X	X	X	X	X				X	X	X	X	X	X	X	X	X	X	N	004
9	MW-40R-201507 3DG9U 3DG9H	WT	G	7/20/15	1430	—	—		11	X	X	X	X	X				X	X	X	X	X	X	X	X	X	X	N	BP3U AG3S BP3S BP3N BP3C 006
10	MW-55R-201507	WT	G	7/20/15	1605	—	—		11	X	X	X	X	X				X	X	X	X	X	X	X	X	X	X	N	005
11	MW-68-201507 3DG9U 3DG9H	WT	G	7/20/15	1415	—	—		11	X	X	X	X	X				X	X	X	X	X	X	X	X	X	X	N	BP3U 004
12	TB-01-201507	WT	G	7/20/15	—	—	—		3				X					X											006

Requested Analysis Filtered (Y/N)

ADDITIONAL COMMENTS	RELINQUISHED BY / AFFILIATION	DATE	TIME	ACCEPTED BY / AFFILIATION	DATE	TIME	SAMPLE CONDITIONS			
Level IV data package required	Victoria Siegler / Ramboll Environ	7/20/15	1800	Ben Bumgardner Pace	7/21/15	0845	6.0	Y	Y	Y
							6.0	Y	Y	Y
				Ben Bumgardner Pace	7/21/15	0855	5.1	Y	Y	Y

SAMPLER NAME AND SIGNATURE

PRINT Name of SAMPLER: Victoria Siegler

SIGNATURE of SAMPLER: Victoria Siegler DATE Signed (MM/DD/YY): 7/20/15

Temp in °C | Received on Ice (Y/N) | Custody Sealed Cooler (Y/N) | Samples Intact (Y/N)

*Important Note: By signing this form you are accepting Pace's NET 30 day payment terms and agreeing to late charges of 1.5% per month for any invoices not paid within 30 days.

Pace Analytical
www.pacelabs.com

CHAIN-OF-CUSTODY / Analytical Request Document

The Chain-of-Custody is a LEGAL DOCUMENT. All relevant fields must be completed accurately.

Page: 2 of 2

Section A Required Client Information:		Section B Required Project Information:		Section C Invoice Information:	
Company:	Environ	Report To:	Wendy Stonestreet	Attention:	Tammy Gleason
Address:	7500 College Blvd., Ste. 925	Copy To:	Tammy Gleason	Company Name:	Environ
	Overland Park, KS 66210			Address:	250 Monroe Ave. NW Grand Rapids
Email To:	wstonestreet@environcorp.com	Purchase Order No.:	NA	Pace Quote Reference:	Michigan, 49503
Phone: 913-553-5926	Fax:	Project Name:	Fort Smith, AR	Pace Project Manager:	Colleen Clyne
Requested Due Date/TAT:		Project Number:		Pace Profile #:	7444, line 1

REGULATORY AGENCY

☐ NPDES ☐ GROUND WATER ☐ DRINKING WATER
☐ UST ☐ RCRA ☑ OTHER ADEQ

Site Location STATE: AR

Section D Required Client Information

Valid Matrix Codes

MATRIX	CODE
DRINKING WATER	DW
WATER	WT
WASTE WATER	WW
PRODUCT	P
SOIL/SOLID	SL
OIL	OL
WIPE	WP
AIR	AR
OTHER	OT
TISSUE	TS

SAMPLE ID (A-Z, 0-9 / ,-) Sample IDs MUST BE UNIQUE

Requested Analysis Filtered (Y/N)

ITEM #	SAMPLE ID	MATRIX CODE (see valid codes to left)	SAMPLE TYPE (G=GRAB C=COMP)	COLLECTED COMPOSITE START DATE	COLLECTED COMPOSITE START TIME	COLLECTED COMPOSITE END/GRAB DATE	COLLECTED COMPOSITE END/GRAB TIME	SAMPLE TEMP AT COLLECTION	# OF CONTAINERS	Unpreserved	H_2SO_4	HNO_3	HCl	NaOH	$Na_2S_2O_3$	Methanol	Other	Analysis Test (Y/N)	8260 VOCs	Alkalinity	TOC	Chloride, Sulfate	8015 Chloroethanol (Pace Dallas)	6010-Iron/Mn	Ferric Iron calc. (send field Ferrous)	Ammonia	Nitrate+Nitrite	Total Phosphate (Pace Dallas)	Sulfide	CO2 Calc (Alkalinity +pH)	Residual Chlorine (Y/N)	Pace Project No./ Lab I.D.
1	TB-02-201507 2DG9H	WT	–	7/20/15	–	–	–		3				X						X												N	1.5 1.5 0.10
2	MW-39R-201507 3DG9U 3DG9H	WT	–	7/20/15	1645	–	–		11	X	X	X	X	X	BP3				X	X	X	X	X	X	X	X	X	X	X	X	N	BP3U AG3S ↑ BP3N ↑ 0.8
3	TB-03-201507 2DG9H	WT	–	7/20/15	–	–	–		3				X			BB	7/21		X													2.0 0.61
4	MW-65-201507 3DG9U 3DG9H	WT	–	7/20/15	1630	–	–		11	X	X	X	X	X					X	X	X	X	X	X	X	X	X	X	X	X	N	↓ ↓ BP3S ↓ BP3Z 0.9
5																																
6																																
7																																
8																																
9																																
10																																
11																																
12																																

ADDITIONAL COMMENTS	RELINQUISHED BY / AFFILIATION	DATE	TIME	ACCEPTED BY / AFFILIATION	DATE	TIME	SAMPLE CONDITIONS			
Level IV data package required	Victoria Siegler / Environ	7/20/15	1800	[illegible]	7/21/15	0845	6.0	Y	Y	Y
							6.0	Y	Y	Y

SAMPLER NAME AND SIGNATURE	
PRINT Name of SAMPLER:	Victoria Siegler
SIGNATURE of SAMPLER:	Victoria Siegler
DATE Signed (MM/DD/YY):	7/20/15

Temp in °C | Received on Ice (Y/N) | Custody Sealed Cooler (Y/N) | Samples Intact (Y/N)

*Important Note: By signing this form you are accepting Pace's NET 30 day payment terms and agreeing to late charges of 1.5% per month for any invoices not paid within 30 days.

F-ALL-Q-020rev.07, 15-Feb-2007

Pace Analytical Services, Inc.
9608 Loiret Blvd.
Lenexa, KS 66219
(913)599-5665

August 06, 2015

Wendy Stonestreet
Environ International Corporation
7500 College Blvd Ste 925
Overland Park, KS 66210

RE: Project: FORT SMITH, AR
Pace Project No.: 60199011

Dear Wendy Stonestreet:
Enclosed are the analytical results for sample(s) received by the laboratory on July 23, 2015. The results relate only to the samples included in this report. Results reported herein conform to the most current TNI standards and the laboratory's Quality Assurance Manual, where applicable, unless otherwise noted in the body of the report.

If you have any questions concerning this report, please feel free to contact me.

Sincerely,

Colleen Clyne
colleen.clyne@pacelabs.com
Project Manager

Enclosures

cc: Tamara Gleason, ENVIRON International Corporation

This report shall not be reproduced, except in full,
without the written consent of Pace Analytical Services, Inc..

Pace Analytical Services, Inc.
9608 Loiret Blvd.
Lenexa, KS 66219
(913)599-5665

CERTIFICATIONS

Project: FORT SMITH, AR
Pace Project No.: 60199011

Kansas Certification IDs
9608 Loiret Boulevard, Lenexa, KS 66219
WY STR Certification #: 2456.01
Arkansas Certification #: 13-012-0
Illinois Certification #: 003097
Iowa Certification #: 118
Kansas/NELAP Certification #: E-10116
Louisiana Certification #: 03055
Nevada Certification #: KS000212008A
Oklahoma Certification #: 9205/9935
Texas Certification #: T104704407
Utah Certification #: KS00021

Dallas Certification IDs:
400 West Bethany Dr Suite 190, Allen, TX 75013
EPA# TX00074
Texas Certification #: T104704232-14-8
Kansas Certification #: E-10388
Arkansas Certification #: 88-0647
Oklahoma Certification #: 2014-055
Louisiana Certification #: 02007

This report shall not be reproduced, except in full,
without the written consent of Pace Analytical Services, Inc..

Pace Analytical Services, Inc.
9608 Loiret Blvd.
Lenexa, KS 66219
(913)599-5665

SAMPLE SUMMARY

Project: FORT SMITH, AR
Pace Project No.: 60199011

Lab ID	Sample ID	Matrix	Date Collected	Date Received
60199011001	MW-33R-201507	Water	07/22/15 09:00	07/23/15 02:49
60199011002	DUP-04-201507	Water	07/22/15 09:00	07/23/15 02:49
60199011003	ITMW-11-201507	Water	07/22/15 15:30	07/23/15 02:49
60199011004	ITMW-17-201507	Water	07/22/15 16:20	07/23/15 02:49
60199011005	MW-26-201507	Water	07/22/15 15:20	07/23/15 02:49
60199011006	TB-08-201507	Water	07/22/15 08:00	07/23/15 02:49
60199011007	MW-28-201507	Water	07/22/15 10:50	07/23/15 02:49
60199011008	MW-27-201507	Water	07/22/15 13:25	07/23/15 02:49
60199011009	ITMW-15-201507	Water	07/22/15 13:30	07/23/15 02:49
60199011010	ITMW-1-201507	Water	07/22/15 10:35	07/23/15 02:49
60199011011	TB-09-201507	Water	07/22/15 08:00	07/23/15 02:49
60199011012	ITMW-2-201507	Water	07/22/15 08:50	07/23/15 02:49
60199011013	ITMW-14-201507	Water	07/22/15 11:05	07/23/15 02:49
60199011014	ITMW-7-201507	Water	07/22/15 11:20	07/23/15 02:49
60199011015	MW-22-201507	Water	07/22/15 08:36	07/23/15 02:49
60199011016	TB-10-201507	Water	07/22/15 08:00	07/23/15 02:49
60199011017	ITMW-16-201507	Water	07/22/15 08:00	07/23/15 02:49
60199011018	ITMW-21-201507	Water	07/22/15 11:20	07/23/15 02:49
60199011019	ITMW-6-201507	Water	07/22/15 16:50	07/23/15 02:49
60199011020	TB-11-201507	Water	07/22/15 08:00	07/23/15 02:49
60199011021	MW-29-201507	Water	07/22/15 13:50	07/23/15 02:49
60199011022	ITMW-13-201507	Water	07/22/15 14:00	07/23/15 02:49
60199011023	DUP-02-201507	Water	07/22/15 14:00	07/23/15 02:49
60199011024	ITMW-10-201507	Water	07/22/15 16:30	07/23/15 02:49
60199011025	DUP-01-201507	Water	07/22/15 16:30	07/23/15 02:49
60199011026	ITMW-20-201507	Water	07/22/15 12:05	07/23/15 02:49
60199011027	ITMW-4-201507	Water	07/22/15 14:30	07/23/15 02:49
60199011028	TB-12-201507	Water	07/22/15 08:00	07/23/15 02:49
60199011029	TB-13-201507	Water	07/22/15 08:00	07/23/15 02:49

This report shall not be reproduced, except in full,
without the written consent of Pace Analytical Services, Inc..

Pace Analytical Services, Inc.
9608 Loiret Blvd.
Lenexa, KS 66219
(913)599-5665

SAMPLE ANALYTE COUNT

Project: FORT SMITH, AR
Pace Project No.: 60199011

Lab ID	Sample ID	Method	Analysts	Analytes Reported	Laboratory
60199011001	**MW-33R-201507**	EPA 8015 - Alcohol	MS1	1	PASI-D
		EPA 6010	SMW	2	PASI-K
		EPA 5030B/8260	PGH	38	PASI-K
		SM 2320B	LDB	3	PASI-K
		SM 3500-Fe B#4	TJG	1	PASI-K
		SM 4500-H+B	TJG	1	PASI-K
		SM 4500-S-2 D	LDB	1	PASI-K
		EPA 300.0	AJM	2	PASI-K
		EPA 350.1	RAB	1	PASI-K
		EPA 353.2	RAB	3	PASI-K
		SM 4500-CO2 D	JMC1	1	PASI-K
		SM 5310C	CRT	1	PASI-K
		SM 4500-P E	BAF	1	PASI-D
60199011002	**DUP-04-201507**	EPA 5030B/8260	PGH	38	PASI-K
60199011003	**ITMW-11-201507**	EPA 8015 - Alcohol	MS1	1	PASI-D
		EPA 6010	SMW	2	PASI-K
		EPA 5030B/8260	PGH	38	PASI-K
		SM 2320B	LDB	3	PASI-K
		SM 3500-Fe B#4	TJG	1	PASI-K
		SM 4500-H+B	TJG	1	PASI-K
		SM 4500-S-2 D	LDB	1	PASI-K
		EPA 300.0	AJM	2	PASI-K
		EPA 350.1	RAB	1	PASI-K
		EPA 353.2	RAB	3	PASI-K
		SM 4500-CO2 D	JMC1	1	PASI-K
		SM 5310C	CRT	1	PASI-K
		SM 4500-P E	BAF	1	PASI-D
60199011004	**ITMW-17-201507**	EPA 8015 - Alcohol	MS1	1	PASI-D
		EPA 6010	SMW	2	PASI-K
		EPA 5030B/8260	JTK, PGH	38	PASI-K
		SM 2320B	LDB	3	PASI-K
		SM 3500-Fe B#4	TJG	1	PASI-K
		SM 4500-H+B	TJG	1	PASI-K
		SM 4500-S-2 D	LDB	1	PASI-K
		EPA 300.0	AJM	2	PASI-K
		EPA 350.1	RAB	1	PASI-K
		EPA 353.2	RAB	3	PASI-K

This report shall not be reproduced, except in full,
without the written consent of Pace Analytical Services, Inc..

Pace Analytical Services, Inc.
9608 Loiret Blvd.
Lenexa, KS 66219
(913)599-5665

SAMPLE ANALYTE COUNT

Project: FORT SMITH, AR
Pace Project No.: 60199011

Lab ID	Sample ID	Method	Analysts	Analytes Reported	Laboratory
		SM 4500-CO2 D	JMC1	1	PASI-K
		SM 5310C	CRT	1	PASI-K
		SM 4500-P E	BAF	1	PASI-D
60199011005	**MW-26-201507**	EPA 8015 - Alcohol	MS1	1	PASI-D
		EPA 6010	SMW	2	PASI-K
		EPA 5030B/8260	PGH	38	PASI-K
		SM 2320B	LDB	3	PASI-K
		SM 3500-Fe B#4	TJG	1	PASI-K
		SM 4500-H+B	TJG	1	PASI-K
		SM 4500-S-2 D	LDB	1	PASI-K
		EPA 300.0	AJM	2	PASI-K
		EPA 350.1	RAB	1	PASI-K
		EPA 353.2	RAB	3	PASI-K
		SM 4500-CO2 D	JMC1	1	PASI-K
		SM 5310C	CRT	1	PASI-K
		SM 4500-P E	BAF	1	PASI-D
60199011006	**TB-08-201507**	EPA 5030B/8260	PGH	38	PASI-K
60199011007	**MW-28-201507**	EPA 8015 - Alcohol	MS1	1	PASI-D
		EPA 6010	SMW	2	PASI-K
		EPA 5030B/8260	PGH	38	PASI-K
		SM 2320B	LDB	3	PASI-K
		SM 3500-Fe B#4	TJG	1	PASI-K
		SM 4500-H+B	TJG	1	PASI-K
		SM 4500-S-2 D	LDB	1	PASI-K
		EPA 300.0	AJM	2	PASI-K
		EPA 350.1	RAB	1	PASI-K
		EPA 353.2	RAB	3	PASI-K
		SM 4500-CO2 D	JMC1	1	PASI-K
		SM 5310C	CRT	1	PASI-K
		SM 4500-P E	BAF	1	PASI-D
60199011008	**MW-27-201507**	EPA 8015 - Alcohol	MS1	1	PASI-D
		EPA 6010	SMW	2	PASI-K
		EPA 5030B/8260	PGH	38	PASI-K
		SM 2320B	LDB	3	PASI-K
		SM 3500-Fe B#4	TJG	1	PASI-K
		SM 4500-H+B	TJG	1	PASI-K
		SM 4500-S-2 D	LDB	1	PASI-K

This report shall not be reproduced, except in full,
without the written consent of Pace Analytical Services, Inc..

Pace Analytical Services, Inc.
9608 Loiret Blvd.
Lenexa, KS 66219
(913)599-5665

SAMPLE ANALYTE COUNT

Project: FORT SMITH, AR
Pace Project No.: 60199011

Lab ID	Sample ID	Method	Analysts	Analytes Reported	Laboratory
		EPA 300.0	AJM	2	PASI-K
		EPA 350.1	RAB	1	PASI-K
		EPA 353.2	RAB	3	PASI-K
		SM 4500-CO2 D	JMC1	1	PASI-K
		SM 5310C	CRT	1	PASI-K
		SM 4500-P E	BAF	1	PASI-D
60199011009	**ITMW-15-201507**	EPA 8015 - Alcohol	MS1	1	PASI-D
		EPA 6010	SMW	2	PASI-K
		EPA 5030B/8260	PGH	38	PASI-K
		SM 2320B	LDB	3	PASI-K
		SM 3500-Fe B#4	TJG	1	PASI-K
		SM 4500-H+B	TJG	1	PASI-K
		SM 4500-S-2 D	LDB	1	PASI-K
		EPA 300.0	AJM	2	PASI-K
		EPA 350.1	RAB	1	PASI-K
		EPA 353.2	RAB	3	PASI-K
		SM 4500-CO2 D	JMC1	1	PASI-K
		SM 5310C	CRT	1	PASI-K
		SM 4500-P E	BAF	1	PASI-D
60199011010	**ITMW-1-201507**	EPA 8015 - Alcohol	MS1	1	PASI-D
		EPA 6010	SMW	2	PASI-K
		EPA 5030B/8260	PGH	38	PASI-K
		SM 2320B	LDB	3	PASI-K
		SM 3500-Fe B#4	TJG	1	PASI-K
		SM 4500-H+B	TJG	1	PASI-K
		SM 4500-S-2 D	LDB	1	PASI-K
		EPA 300.0	AJM	2	PASI-K
		EPA 350.1	RAB	1	PASI-K
		EPA 353.2	RAB	3	PASI-K
		SM 4500-CO2 D	JMC1	1	PASI-K
		SM 5310C	CRT	1	PASI-K
		SM 4500-P E	BAF	1	PASI-D
60199011011	**TB-09-201507**	EPA 5030B/8260	PGH	38	PASI-K
60199011012	**ITMW-2-201507**	EPA 8015 - Alcohol	MS1	1	PASI-D
		EPA 6010	SMW	2	PASI-K
		EPA 5030B/8260	PGH	38	PASI-K
		SM 2320B	LDB	3	PASI-K

This report shall not be reproduced, except in full,
without the written consent of Pace Analytical Services, Inc..

Pace Analytical Services, Inc.
9608 Loiret Blvd.
Lenexa, KS 66219
(913)599-5665

SAMPLE ANALYTE COUNT

Project: FORT SMITH, AR
Pace Project No.: 60199011

Lab ID	Sample ID	Method	Analysts	Analytes Reported	Laboratory
		SM 3500-Fe B#4	TJG	1	PASI-K
		SM 4500-H+B	TJG	1	PASI-K
		SM 4500-S-2 D	LDB	1	PASI-K
		EPA 300.0	AJM	2	PASI-K
		EPA 350.1	RAB	1	PASI-K
		EPA 353.2	RAB	3	PASI-K
		SM 4500-CO2 D	JMC1	1	PASI-K
		SM 5310C	CRT	1	PASI-K
		SM 4500-P E	BAF	1	PASI-D
60199011013	**ITMW-14-201507**	EPA 8015 - Alcohol	MS1	1	PASI-D
		EPA 6010	SMW	2	PASI-K
		EPA 5030B/8260	PGH	38	PASI-K
		SM 2320B	LDB	3	PASI-K
		SM 3500-Fe B#4	TJG	1	PASI-K
		SM 4500-H+B	TJG	1	PASI-K
		SM 4500-S-2 D	LDB	1	PASI-K
		EPA 300.0	AJM	2	PASI-K
		EPA 350.1	RAB	1	PASI-K
		EPA 353.2	RAB	3	PASI-K
		SM 4500-CO2 D	JMC1	1	PASI-K
		SM 5310C	CRT	1	PASI-K
		SM 4500-P E	BAF	1	PASI-D
60199011014	**ITMW-7-201507**	EPA 8015 - Alcohol	MS1	1	PASI-D
		EPA 6010	SMW	2	PASI-K
		EPA 5030B/8260	PGH	38	PASI-K
		SM 2320B	LDB	3	PASI-K
		SM 3500-Fe B#4	TJG	1	PASI-K
		SM 4500-H+B	TJG	1	PASI-K
		SM 4500-S-2 D	LDB	1	PASI-K
		EPA 300.0	AJM	2	PASI-K
		EPA 350.1	RAB	1	PASI-K
		EPA 353.2	RAB	3	PASI-K
		SM 4500-CO2 D	JMC1	1	PASI-K
		SM 5310C	CRT	1	PASI-K
		SM 4500-P E	BAF	1	PASI-D
60199011015	**MW-22-201507**	EPA 8015 - Alcohol	MS1	1	PASI-D
		EPA 6010	SMW	2	PASI-K

This report shall not be reproduced, except in full,
without the written consent of Pace Analytical Services, Inc..

Pace Analytical Services, Inc.
9608 Loiret Blvd.
Lenexa, KS 66219
(913)599-5665

SAMPLE ANALYTE COUNT

Project: FORT SMITH, AR
Pace Project No.: 60199011

Lab ID	Sample ID	Method	Analysts	Analytes Reported	Laboratory
		EPA 5030B/8260	PGH	38	PASI-K
		SM 2320B	LDB	3	PASI-K
		SM 3500-Fe B#4	TJG	1	PASI-K
		SM 4500-H+B	TJG	1	PASI-K
		SM 4500-S-2 D	LDB	1	PASI-K
		EPA 300.0	AJM	2	PASI-K
		EPA 350.1	RAB	1	PASI-K
		EPA 353.2	RAB	3	PASI-K
		SM 4500-CO2 D	JMC1	1	PASI-K
		SM 5310C	CRT	1	PASI-K
		SM 4500-P E	BAF	1	PASI-D
60199011016	**TB-10-201507**	EPA 5030B/8260	PGH	38	PASI-K
60199011017	**ITMW-16-201507**	EPA 8015 - Alcohol	MS1	1	PASI-D
		EPA 6010	SMW	2	PASI-K
		EPA 5030B/8260	PGH	38	PASI-K
		SM 2320B	LDB	3	PASI-K
		SM 3500-Fe B#4	TJG	1	PASI-K
		SM 4500-H+B	TJG	1	PASI-K
		SM 4500-S-2 D	LDB	1	PASI-K
		EPA 300.0	AJM	2	PASI-K
		EPA 350.1	RAB	1	PASI-K
		EPA 353.2	RAB	3	PASI-K
		SM 4500-CO2 D	JMC1	1	PASI-K
		SM 5310C	CRT	1	PASI-K
		SM 4500-P E	BAF	1	PASI-D
60199011018	**ITMW-21-201507**	EPA 8015 - Alcohol	MS1	1	PASI-D
		EPA 6010	SMW	2	PASI-K
		EPA 5030B/8260	PGH	38	PASI-K
		SM 2320B	LDB	3	PASI-K
		SM 3500-Fe B#4	TJG	1	PASI-K
		SM 4500-H+B	TJG	1	PASI-K
		SM 4500-S-2 D	LDB	1	PASI-K
		EPA 300.0	AJM	2	PASI-K
		EPA 350.1	RAB	1	PASI-K
		EPA 353.2	RAB	3	PASI-K
		SM 4500-CO2 D	JMC1	1	PASI-K
		SM 5310C	CRT	1	PASI-K

This report shall not be reproduced, except in full,
without the written consent of Pace Analytical Services, Inc..

Pace Analytical Services, Inc.
9608 Loiret Blvd.
Lenexa, KS 66219
(913)599-5665

SAMPLE ANALYTE COUNT

Project: FORT SMITH, AR
Pace Project No.: 60199011

Lab ID	Sample ID	Method	Analysts	Analytes Reported	Laboratory
		SM 4500-P E	BAF	1	PASI-D
60199011019	**ITMW-6-201507**	EPA 8015 - Alcohol	MS1	1	PASI-D
		EPA 6010	SMW	2	PASI-K
		EPA 5030B/8260	PGH	38	PASI-K
		SM 2320B	LDB	3	PASI-K
		SM 3500-Fe B#4	TJG	1	PASI-K
		SM 4500-H+B	TJG	1	PASI-K
		SM 4500-S-2 D	LDB	1	PASI-K
		EPA 300.0	AJM	2	PASI-K
		EPA 350.1	RAB	1	PASI-K
		EPA 353.2	RAB	3	PASI-K
		SM 4500-CO2 D	JMC1	1	PASI-K
		SM 5310C	CRT	1	PASI-K
		SM 4500-P E	BAF	1	PASI-D
60199011020	**TB-11-201507**	EPA 5030B/8260	PGH	38	PASI-K
60199011021	**MW-29-201507**	EPA 8015 - Alcohol	MS1	1	PASI-D
		EPA 6010	SMW	2	PASI-K
		EPA 5030B/8260	PGH	38	PASI-K
		SM 2320B	LDB	3	PASI-K
		SM 3500-Fe B#4	TJG	1	PASI-K
		SM 4500-H+B	TJG	1	PASI-K
		SM 4500-S-2 D	LDB	1	PASI-K
		EPA 300.0	AJM	2	PASI-K
		EPA 350.1	RAB	1	PASI-K
		EPA 353.2	RAB	3	PASI-K
		SM 4500-CO2 D	JMC1	1	PASI-K
		SM 5310C	CRT	1	PASI-K
		SM 4500-P E	BAF	1	PASI-D
60199011022	**ITMW-13-201507**	EPA 8015 - Alcohol	MS1	1	PASI-D
		EPA 6010	SMW	2	PASI-K
		EPA 5030B/8260	PGH	38	PASI-K
		SM 2320B	LDB	3	PASI-K
		SM 3500-Fe B#4	TJG	1	PASI-K
		SM 4500-H+B	TJG	1	PASI-K
		SM 4500-S-2 D	LDB	1	PASI-K
		EPA 300.0	AJM	2	PASI-K
		EPA 350.1	RAB	1	PASI-K

This report shall not be reproduced, except in full,
without the written consent of Pace Analytical Services, Inc..

Pace Analytical Services, Inc.
9608 Loiret Blvd.
Lenexa, KS 66219
(913)599-5665

SAMPLE ANALYTE COUNT

Project: FORT SMITH, AR
Pace Project No.: 60199011

Lab ID	Sample ID	Method	Analysts	Analytes Reported	Laboratory
		EPA 353.2	RAB	3	PASI-K
		SM 4500-CO2 D	JMC1	1	PASI-K
		SM 5310C	CRT	1	PASI-K
		SM 4500-P E	BAF	1	PASI-D
60199011023	**DUP-02-201507**	EPA 5030B/8260	PGH	38	PASI-K
60199011024	**ITMW-10-201507**	EPA 8015 - Alcohol	MS1	1	PASI-D
		EPA 6010	SMW	2	PASI-K
		EPA 5030B/8260	PGH	38	PASI-K
		SM 2320B	LDB	3	PASI-K
		SM 3500-Fe B#4	TJG	1	PASI-K
		SM 4500-H+B	TJG	1	PASI-K
		SM 4500-S-2 D	LDB	1	PASI-K
		EPA 300.0	AJM	2	PASI-K
		EPA 350.1	RAB	1	PASI-K
		EPA 353.2	RAB	3	PASI-K
		SM 4500-CO2 D	JMC1	1	PASI-K
		SM 5310C	CRT	1	PASI-K
		SM 4500-P E	BAF	1	PASI-D
60199011025	**DUP-01-201507**	EPA 5030B/8260	PGH	38	PASI-K
60199011026	**ITMW-20-201507**	EPA 8015 - Alcohol	MS1	1	PASI-D
		EPA 6010	SMW	2	PASI-K
		EPA 5030B/8260	PGH	38	PASI-K
		SM 2320B	LDB	3	PASI-K
		SM 3500-Fe B#4	TJG	1	PASI-K
		SM 4500-H+B	TJG	1	PASI-K
		SM 4500-S-2 D	LDB	1	PASI-K
		EPA 300.0	AJM	2	PASI-K
		EPA 350.1	RAB	1	PASI-K
		EPA 353.2	RAB	3	PASI-K
		SM 4500-CO2 D	JMC1	1	PASI-K
		SM 5310C	CRT	1	PASI-K
		SM 4500-P E	BAF	1	PASI-D
60199011027	**ITMW-4-201507**	EPA 8015 - Alcohol	MS1	1	PASI-D
		EPA 6010	SMW	2	PASI-K
		EPA 5030B/8260	PGH	38	PASI-K
		SM 2320B	LDB	3	PASI-K
		SM 3500-Fe B#4	TJG	1	PASI-K

This report shall not be reproduced, except in full,
without the written consent of Pace Analytical Services, Inc..

Pace Analytical Services, Inc.
9608 Loiret Blvd.
Lenexa, KS 66219
(913)599-5665

SAMPLE ANALYTE COUNT

Project: FORT SMITH, AR
Pace Project No.: 60199011

Lab ID	Sample ID	Method	Analysts	Analytes Reported	Laboratory
		SM 4500-H+B	TJG	1	PASI-K
		SM 4500-S-2 D	LDB	1	PASI-K
		EPA 300.0	AJM	2	PASI-K
		EPA 350.1	RAB	1	PASI-K
		EPA 353.2	RAB	3	PASI-K
		SM 4500-CO2 D	JMC1	1	PASI-K
		SM 5310C	CRT	1	PASI-K
		SM 4500-P E	BAF	1	PASI-D
60199011028	**TB-12-201507**	EPA 5030B/8260	PGH	38	PASI-K
60199011029	**TB-13-201507**	EPA 5030B/8260	PGH	38	PASI-K

This report shall not be reproduced, except in full,
without the written consent of Pace Analytical Services, Inc..

Pace Analytical Services, Inc.
9608 Loiret Blvd.
Lenexa, KS 66219
(913)599-5665

PROJECT NARRATIVE

Project: FORT SMITH, AR
Pace Project No.: 60199011

Method: **EPA 8015 - Alcohol**
Description: Alcohol by Direct Inject GCFID
Client: Environ_AR
Date: August 06, 2015

General Information:
20 samples were analyzed for EPA 8015 - Alcohol. All samples were received in acceptable condition with any exceptions noted below or on the chain-of custody and/or the sample condition upon receipt form (SCUR) attached at the end of this report.

Hold Time:
The samples were analyzed within the method required hold times with any exceptions noted below.

Initial Calibrations (including MS Tune as applicable):
All criteria were within method requirements with any exceptions noted below.

Continuing Calibration:
All criteria were within method requirements with any exceptions noted below.

Surrogates:
All surrogates were within QC limits with any exceptions noted below.

Method Blank:
All analytes were below the report limit in the method blank, where applicable, with any exceptions noted below.

Laboratory Control Spike:
All laboratory control spike compounds were within QC limits with any exceptions noted below.

Matrix Spikes:
All percent recoveries and relative percent differences (RPDs) were within acceptance criteria with any exceptions noted below.

Additional Comments:

This report shall not be reproduced, except in full,
without the written consent of Pace Analytical Services, Inc..

Pace Analytical Services, Inc.
9608 Loiret Blvd.
Lenexa, KS 66219
(913)599-5665

PROJECT NARRATIVE

Project: FORT SMITH, AR
Pace Project No.: 60199011

Method: **EPA 6010**
Description: 6010 MET ICP
Client: Environ_AR
Date: August 06, 2015

General Information:
20 samples were analyzed for EPA 6010. All samples were received in acceptable condition with any exceptions noted below or on the chain-of custody and/or the sample condition upon receipt form (SCUR) attached at the end of this report.

Hold Time:
The samples were analyzed within the method required hold times with any exceptions noted below.

Sample Preparation:
The samples were prepared in accordance with EPA 3010 with any exceptions noted below.

Initial Calibrations (including MS Tune as applicable):
All criteria were within method requirements with any exceptions noted below.

Continuing Calibration:
All criteria were within method requirements with any exceptions noted below.

Method Blank:
All analytes were below the report limit in the method blank, where applicable, with any exceptions noted below.

Laboratory Control Spike:
All laboratory control spike compounds were within QC limits with any exceptions noted below.

Matrix Spikes:
All percent recoveries and relative percent differences (RPDs) were within acceptance criteria with any exceptions noted below.

Additional Comments:

This report shall not be reproduced, except in full,
without the written consent of Pace Analytical Services, Inc..

Pace Analytical Services, Inc.
9608 Loiret Blvd.
Lenexa, KS 66219
(913)599-5665

PROJECT NARRATIVE

Project: FORT SMITH, AR
Pace Project No.: 60199011

Method: **EPA 5030B/8260**
Description: 8260 MSV
Client: Environ_AR
Date: August 06, 2015

General Information:
29 samples were analyzed for EPA 5030B/8260. All samples were received in acceptable condition with any exceptions noted below or on the chain-of custody and/or the sample condition upon receipt form (SCUR) attached at the end of this report.

Hold Time:
The samples were analyzed within the method required hold times with any exceptions noted below.

Initial Calibrations (including MS Tune as applicable):
All criteria were within method requirements with any exceptions noted below.

Continuing Calibration:
All criteria were within method requirements with any exceptions noted below.

Internal Standards:
All internal standards were within QC limits with any exceptions noted below.

Surrogates:
All surrogates were within QC limits with any exceptions noted below.

Method Blank:
All analytes were below the report limit in the method blank, where applicable, with any exceptions noted below.

QC Batch: MSV/70784

B: Analyte was detected in the associated method blank.
- BLANK for HBN 394118 [MSV/7078 (Lab ID: 1605723)
  - Acetone

QC Batch: MSV/70895

B: Analyte was detected in the associated method blank.
- BLANK for HBN 394895 [MSV/7089 (Lab ID: 1608744)
  - Toluene

Laboratory Control Spike:
All laboratory control spike compounds were within QC limits with any exceptions noted below.

QC Batch: MSV/70784

L0: Analyte recovery in the laboratory control sample (LCS) was outside QC limits.
- LCS (Lab ID: 1605724)
  - Chloromethane

Matrix Spikes:
All percent recoveries and relative percent differences (RPDs) were within acceptance criteria with any exceptions noted below.

This report shall not be reproduced, except in full,
without the written consent of Pace Analytical Services, Inc..

Pace Analytical Services, Inc.
9608 Loiret Blvd.
Lenexa, KS 66219
(913)599-5665

PROJECT NARRATIVE

Project: FORT SMITH, AR
Pace Project No.: 60199011

Method: **EPA 5030B/8260**
Description: 8260 MSV
Client: Environ_AR
Date: August 06, 2015

QC Batch: MSV/70784

A matrix spike and/or matrix spike duplicate (MS/MSD) were performed on the following sample(s): 60199011007

M0: Matrix spike recovery and/or matrix spike duplicate recovery was outside laboratory control limits.

- MSD (Lab ID: 1605726)
  - Chloromethane

R1: RPD value was outside control limits.

- MSD (Lab ID: 1605726)
  - Chloromethane

QC Batch: MSV/70795

A matrix spike/matrix spike duplicate was not performed due to insufficient sample volume.

QC Batch: MSV/70805

A matrix spike/matrix spike duplicate was not performed due to insufficient sample volume.

QC Batch: MSV/70864

A matrix spike/matrix spike duplicate was not performed due to insufficient sample volume.

QC Batch: MSV/70895

A matrix spike/matrix spike duplicate was not performed due to insufficient sample volume.

Additional Comments:

This report shall not be reproduced, except in full,
without the written consent of Pace Analytical Services, Inc..

Pace Analytical Services, Inc.
9608 Loiret Blvd.
Lenexa, KS 66219
(913)599-5665

PROJECT NARRATIVE

Project: FORT SMITH, AR
Pace Project No.: 60199011

Method: **SM 2320B**
Description: 2320B Alkalinity
Client: Environ_AR
Date: August 06, 2015

General Information:
20 samples were analyzed for SM 2320B. All samples were received in acceptable condition with any exceptions noted below or on the chain-of custody and/or the sample condition upon receipt form (SCUR) attached at the end of this report.

Hold Time:
The samples were analyzed within the method required hold times with any exceptions noted below.

Method Blank:
All analytes were below the report limit in the method blank, where applicable, with any exceptions noted below.

Laboratory Control Spike:
All laboratory control spike compounds were within QC limits with any exceptions noted below.

Matrix Spikes:
All percent recoveries and relative percent differences (RPDs) were within acceptance criteria with any exceptions noted below.

Duplicate Sample:
All duplicate sample results were within method acceptance criteria with any exceptions noted below.

Additional Comments:

This report shall not be reproduced, except in full,
without the written consent of Pace Analytical Services, Inc..

Pace Analytical Services, Inc.
9608 Loiret Blvd.
Lenexa, KS 66219
(913)599-5665

PROJECT NARRATIVE

Project: FORT SMITH, AR
Pace Project No.: 60199011

Method: **SM 3500-Fe B#4**
Description: Iron, Ferric (Calculation)
Client: Environ_AR
Date: August 06, 2015

General Information:
20 samples were analyzed for SM 3500-Fe B#4. All samples were received in acceptable condition with any exceptions noted below or on the chain-of custody and/or the sample condition upon receipt form (SCUR) attached at the end of this report.

Hold Time:
The samples were analyzed within the method required hold times with any exceptions noted below.

Method Blank:
All analytes were below the report limit in the method blank, where applicable, with any exceptions noted below.

Laboratory Control Spike:
All laboratory control spike compounds were within QC limits with any exceptions noted below.

Matrix Spikes:
All percent recoveries and relative percent differences (RPDs) were within acceptance criteria with any exceptions noted below.

Additional Comments:

Batch Comments:

Ferrous Iron performed in the field
- QC Batch: WET / 56407

This report shall not be reproduced, except in full,
without the written consent of Pace Analytical Services, Inc..

Pace Analytical Services, Inc.
9608 Loiret Blvd.
Lenexa, KS 66219
(913)599-5665

PROJECT NARRATIVE

Project: FORT SMITH, AR
Pace Project No.: 60199011

Method: **SM 4500-H+B**
Description: 4500H+ pH, Electrometric
Client: Environ_AR
Date: August 06, 2015

General Information:
20 samples were analyzed for SM 4500-H+B. All samples were received in acceptable condition with any exceptions noted below or on the chain-of custody and/or the sample condition upon receipt form (SCUR) attached at the end of this report.

Hold Time:
The samples were analyzed within the method required hold times with any exceptions noted below.

H6: Analysis initiated outside of the 15 minute EPA recommended holding time.
- ITMW-1-201507 (Lab ID: 60199011010)
- ITMW-10-201507 (Lab ID: 60199011024)
- ITMW-11-201507 (Lab ID: 60199011003)
- ITMW-13-201507 (Lab ID: 60199011022)
- ITMW-14-201507 (Lab ID: 60199011013)
- ITMW-15-201507 (Lab ID: 60199011009)
- ITMW-16-201507 (Lab ID: 60199011017)
- ITMW-17-201507 (Lab ID: 60199011004)
- ITMW-2-201507 (Lab ID: 60199011012)
- ITMW-20-201507 (Lab ID: 60199011026)
- ITMW-21-201507 (Lab ID: 60199011018)
- ITMW-4-201507 (Lab ID: 60199011027)
- ITMW-6-201507 (Lab ID: 60199011019)
- ITMW-7-201507 (Lab ID: 60199011014)
- MW-22-201507 (Lab ID: 60199011015)
- MW-26-201507 (Lab ID: 60199011005)
- MW-27-201507 (Lab ID: 60199011008)
- MW-28-201507 (Lab ID: 60199011007)
- MW-29-201507 (Lab ID: 60199011021)
- MW-33R-201507 (Lab ID: 60199011001)

Method Blank:
All analytes were below the report limit in the method blank, where applicable, with any exceptions noted below.

Laboratory Control Spike:
All laboratory control spike compounds were within QC limits with any exceptions noted below.

Matrix Spikes:
All percent recoveries and relative percent differences (RPDs) were within acceptance criteria with any exceptions noted below.

Additional Comments:

Analyte Comments:

QC Batch: WET/56409

1e: Field pH
- ITMW-1-201507 (Lab ID: 60199011010)
  - pH at 25 Degrees C

This report shall not be reproduced, except in full,
without the written consent of Pace Analytical Services, Inc..

Pace Analytical Services, Inc.
9608 Loiret Blvd.
Lenexa, KS 66219
(913)599-5665

PROJECT NARRATIVE

Project: FORT SMITH, AR
Pace Project No.: 60199011

Method: **SM 4500-H+B**
Description: 4500H+ pH, Electrometric
Client: Environ_AR
Date: August 06, 2015

Analyte Comments:

QC Batch: WET/56409

1e: Field pH

- ITMW-10-201507 (Lab ID: 60199011024)
  - pH at 25 Degrees C
- ITMW-11-201507 (Lab ID: 60199011003)
  - pH at 25 Degrees C
- ITMW-13-201507 (Lab ID: 60199011022)
  - pH at 25 Degrees C
- ITMW-14-201507 (Lab ID: 60199011013)
  - pH at 25 Degrees C
- ITMW-15-201507 (Lab ID: 60199011009)
  - pH at 25 Degrees C
- ITMW-16-201507 (Lab ID: 60199011017)
  - pH at 25 Degrees C
- ITMW-17-201507 (Lab ID: 60199011004)
  - pH at 25 Degrees C
- ITMW-2-201507 (Lab ID: 60199011012)
  - pH at 25 Degrees C
- ITMW-20-201507 (Lab ID: 60199011026)
  - pH at 25 Degrees C
- ITMW-21-201507 (Lab ID: 60199011018)
  - pH at 25 Degrees C
- ITMW-4-201507 (Lab ID: 60199011027)
  - pH at 25 Degrees C
- ITMW-6-201507 (Lab ID: 60199011019)
  - pH at 25 Degrees C
- ITMW-7-201507 (Lab ID: 60199011014)
  - pH at 25 Degrees C
- MW-26-201507 (Lab ID: 60199011005)
  - pH at 25 Degrees C
- MW-27-201507 (Lab ID: 60199011008)
  - pH at 25 Degrees C
- MW-28-201507 (Lab ID: 60199011007)
  - pH at 25 Degrees C
- MW-29-201507 (Lab ID: 60199011021)
  - pH at 25 Degrees C
- MW-33R-201507 (Lab ID: 60199011001)
  - pH at 25 Degrees C

- MW-22-201507 (Lab ID: 60199011015)
  - pH at 25 Degrees C

This report shall not be reproduced, except in full,
without the written consent of Pace Analytical Services, Inc..

Pace Analytical Services, Inc.
9608 Loiret Blvd.
Lenexa, KS 66219
(913)599-5665

PROJECT NARRATIVE

Project: FORT SMITH, AR
Pace Project No.: 60199011

Method: **SM 4500-S-2 D**
Description: 4500S2D Sulfide, Total
Client: Environ_AR
Date: August 06, 2015

General Information:
20 samples were analyzed for SM 4500-S-2 D. All samples were received in acceptable condition with any exceptions noted below or on the chain-of custody and/or the sample condition upon receipt form (SCUR) attached at the end of this report.

Hold Time:
The samples were analyzed within the method required hold times with any exceptions noted below.

Method Blank:
All analytes were below the report limit in the method blank, where applicable, with any exceptions noted below.

Laboratory Control Spike:
All laboratory control spike compounds were within QC limits with any exceptions noted below.

Matrix Spikes:
All percent recoveries and relative percent differences (RPDs) were within acceptance criteria with any exceptions noted below.

QC Batch: WET/56143

A matrix spike and/or matrix spike duplicate (MS/MSD) were performed on the following sample(s): 60199032001

M1: Matrix spike recovery exceeded QC limits. Batch accepted based on laboratory control sample (LCS) recovery.

- MS (Lab ID: 1606216)
  - Sulfide, Total

QC Batch: WET/56146

A matrix spike and/or matrix spike duplicate (MS/MSD) were performed on the following sample(s): 60199011026

M1: Matrix spike recovery exceeded QC limits. Batch accepted based on laboratory control sample (LCS) recovery.

- MS (Lab ID: 1606236)
  - Sulfide, Total

Duplicate Sample:
All duplicate sample results were within method acceptance criteria with any exceptions noted below.

Additional Comments:

This report shall not be reproduced, except in full,
without the written consent of Pace Analytical Services, Inc..

Pace Analytical Services, Inc.
9608 Loiret Blvd.
Lenexa, KS 66219
(913)599-5665

PROJECT NARRATIVE

Project: FORT SMITH, AR
Pace Project No.: 60199011

Method: **EPA 300.0**
Description: 300.0 IC Anions 28 Days
Client: Environ_AR
Date: August 06, 2015

General Information:
20 samples were analyzed for EPA 300.0. All samples were received in acceptable condition with any exceptions noted below or on the chain-of custody and/or the sample condition upon receipt form (SCUR) attached at the end of this report.

Hold Time:
The samples were analyzed within the method required hold times with any exceptions noted below.

Initial Calibrations (including MS Tune as applicable):
All criteria were within method requirements with any exceptions noted below.

Continuing Calibration:
All criteria were within method requirements with any exceptions noted below.

Method Blank:
All analytes were below the report limit in the method blank, where applicable, with any exceptions noted below.

Laboratory Control Spike:
All laboratory control spike compounds were within QC limits with any exceptions noted below.

Matrix Spikes:
All percent recoveries and relative percent differences (RPDs) were within acceptance criteria with any exceptions noted below.

Additional Comments:

This report shall not be reproduced, except in full,
without the written consent of Pace Analytical Services, Inc..

Pace Analytical Services, Inc.
9608 Loiret Blvd.
Lenexa, KS 66219
(913)599-5665

PROJECT NARRATIVE

Project: FORT SMITH, AR
Pace Project No.: 60199011

Method: **EPA 350.1**
Description: 350.1 Ammonia
Client: Environ_AR
Date: August 06, 2015

General Information:
20 samples were analyzed for EPA 350.1. All samples were received in acceptable condition with any exceptions noted below or on the chain-of custody and/or the sample condition upon receipt form (SCUR) attached at the end of this report.

Hold Time:
The samples were analyzed within the method required hold times with any exceptions noted below.

Initial Calibrations (including MS Tune as applicable):
All criteria were within method requirements with any exceptions noted below.

Continuing Calibration:
All criteria were within method requirements with any exceptions noted below.

Method Blank:
All analytes were below the report limit in the method blank, where applicable, with any exceptions noted below.

Laboratory Control Spike:
All laboratory control spike compounds were within QC limits with any exceptions noted below.

Matrix Spikes:
All percent recoveries and relative percent differences (RPDs) were within acceptance criteria with any exceptions noted below.

QC Batch: WETA/35195

A matrix spike and/or matrix spike duplicate (MS/MSD) were performed on the following sample(s): 60199011007,60199011024

M1: Matrix spike recovery exceeded QC limits. Batch accepted based on laboratory control sample (LCS) recovery.

- MS (Lab ID: 1607463)
  - Nitrogen, Ammonia
- MS (Lab ID: 1607465)
  - Nitrogen, Ammonia

Duplicate Sample:
All duplicate sample results were within method acceptance criteria with any exceptions noted below.

Additional Comments:

This report shall not be reproduced, except in full,
without the written consent of Pace Analytical Services, Inc..

Pace Analytical Services, Inc.
9608 Loiret Blvd.
Lenexa, KS 66219
(913)599-5665

PROJECT NARRATIVE

Project: FORT SMITH, AR
Pace Project No.: 60199011

Method: **EPA 353.2**
Description: 353.2 Nitrogen, NO2/NO3 unpres
Client: Environ_AR
Date: August 06, 2015

General Information:
20 samples were analyzed for EPA 353.2. All samples were received in acceptable condition with any exceptions noted below or on the chain-of custody and/or the sample condition upon receipt form (SCUR) attached at the end of this report.

Hold Time:
The samples were analyzed within the method required hold times with any exceptions noted below.

Initial Calibrations (including MS Tune as applicable):
All criteria were within method requirements with any exceptions noted below.

Continuing Calibration:
All criteria were within method requirements with any exceptions noted below.

Method Blank:
All analytes were below the report limit in the method blank, where applicable, with any exceptions noted below.

Laboratory Control Spike:
All laboratory control spike compounds were within QC limits with any exceptions noted below.

Matrix Spikes:
All percent recoveries and relative percent differences (RPDs) were within acceptance criteria with any exceptions noted below.

QC Batch: WETA/35147

A matrix spike and/or matrix spike duplicate (MS/MSD) were performed on the following sample(s): 60199011007,60199011019

M1: Matrix spike recovery exceeded QC limits. Batch accepted based on laboratory control sample (LCS) recovery.

- MS (Lab ID: 1605528)
  - Nitrogen, NO2 plus NO3
- MS (Lab ID: 1605529)
  - Nitrogen, NO2 plus NO3
  - Nitrogen, Nitrate
  - Nitrogen, Nitrite

Duplicate Sample:
All duplicate sample results were within method acceptance criteria with any exceptions noted below.

Additional Comments:

This report shall not be reproduced, except in full,
without the written consent of Pace Analytical Services, Inc..

Pace Analytical Services, Inc.
9608 Loiret Blvd.
Lenexa, KS 66219
(913)599-5665

PROJECT NARRATIVE

Project: FORT SMITH, AR
Pace Project No.: 60199011

Method: **SM 4500-CO2 D**
Description: Total Carbon Dioxide Calc
Client: Environ_AR
Date: August 06, 2015

General Information:
20 samples were analyzed for SM 4500-CO2 D. All samples were received in acceptable condition with any exceptions noted below or on the chain-of custody and/or the sample condition upon receipt form (SCUR) attached at the end of this report.

Hold Time:
The samples were analyzed within the method required hold times with any exceptions noted below.

Initial Calibrations (including MS Tune as applicable):
All criteria were within method requirements with any exceptions noted below.

Continuing Calibration:
All criteria were within method requirements with any exceptions noted below.

Method Blank:
All analytes were below the report limit in the method blank, where applicable, with any exceptions noted below.

Laboratory Control Spike:
All laboratory control spike compounds were within QC limits with any exceptions noted below.

Matrix Spikes:
All percent recoveries and relative percent differences (RPDs) were within acceptance criteria with any exceptions noted below.

Additional Comments:

This report shall not be reproduced, except in full,
without the written consent of Pace Analytical Services, Inc..

Pace Analytical Services, Inc.
9608 Loiret Blvd.
Lenexa, KS 66219
(913)599-5665

PROJECT NARRATIVE

Project: FORT SMITH, AR
Pace Project No.: 60199011

Method: **SM 5310C**
Description: 5310C TOC
Client: Environ_AR
Date: August 06, 2015

General Information:
20 samples were analyzed for SM 5310C. All samples were received in acceptable condition with any exceptions noted below or on the chain-of custody and/or the sample condition upon receipt form (SCUR) attached at the end of this report.

Hold Time:
The samples were analyzed within the method required hold times with any exceptions noted below.

Initial Calibrations (including MS Tune as applicable):
All criteria were within method requirements with any exceptions noted below.

Continuing Calibration:
All criteria were within method requirements with any exceptions noted below.

Method Blank:
All analytes were below the report limit in the method blank, where applicable, with any exceptions noted below.

Laboratory Control Spike:
All laboratory control spike compounds were within QC limits with any exceptions noted below.

Matrix Spikes:
All percent recoveries and relative percent differences (RPDs) were within acceptance criteria with any exceptions noted below.

Duplicate Sample:
All duplicate sample results were within method acceptance criteria with any exceptions noted below.

Additional Comments:

This report shall not be reproduced, except in full,
without the written consent of Pace Analytical Services, Inc..

Pace Analytical Services, Inc.
9608 Loiret Blvd.
Lenexa, KS 66219
(913)599-5665

PROJECT NARRATIVE

Project: FORT SMITH, AR
Pace Project No.: 60199011

Method: **SM 4500-P E**
Description: SM4500P-E, Total Phosphorus
Client: Environ_AR
Date: August 06, 2015

General Information:
20 samples were analyzed for SM 4500-P E. All samples were received in acceptable condition with any exceptions noted below or on the chain-of custody and/or the sample condition upon receipt form (SCUR) attached at the end of this report.

Hold Time:
The samples were analyzed within the method required hold times with any exceptions noted below.

Sample Preparation:
The samples were prepared in accordance with SM4500-P B with any exceptions noted below.

Initial Calibrations (including MS Tune as applicable):
All criteria were within method requirements with any exceptions noted below.

Continuing Calibration:
All criteria were within method requirements with any exceptions noted below.

Method Blank:
All analytes were below the report limit in the method blank, where applicable, with any exceptions noted below.

Laboratory Control Spike:
All laboratory control spike compounds were within QC limits with any exceptions noted below.

Matrix Spikes:
All percent recoveries and relative percent differences (RPDs) were within acceptance criteria with any exceptions noted below.

QC Batch: WETA/8714

A matrix spike and/or matrix spike duplicate (MS/MSD) were performed on the following sample(s): 60198937025

M1: Matrix spike recovery exceeded QC limits. Batch accepted based on laboratory control sample (LCS) recovery.

- MS (Lab ID: 154316)
  - Phosphate as P04

QC Batch: WETA/8723

A matrix spike and/or matrix spike duplicate (MS/MSD) were performed on the following sample(s): 60199011027,7528453003

M1: Matrix spike recovery exceeded QC limits. Batch accepted based on laboratory control sample (LCS) recovery.

- MS (Lab ID: 154531)
  - Phosphate as P04
- MSD (Lab ID: 154532)
  - Phosphate as P04

Additional Comments:

This data package has been reviewed for quality and completeness and is approved for release.

REPORT OF LABORATORY ANALYSIS

This report shall not be reproduced, except in full,
without the written consent of Pace Analytical Services, Inc..

Pace Analytical Services, Inc.
9608 Loiret Blvd.
Lenexa, KS 66219
(913)599-5665

ANALYTICAL RESULTS

Project: FORT SMITH, AR
Pace Project No.: 60199011

Sample: MW-33R-201507 **Lab ID: 60199011001** Collected: 07/22/15 09:00 Received: 07/23/15 02:49 Matrix: Water

Parameters	Results	Units	Report Limit	MDL	DF	Prepared	Analyzed	CAS No.	Qual
Alcohol by Direct Inject GCFID	Analytical Method: EPA 8015 - Alcohol								
2-Chloroethanol	ND	ug/L	10000	1980	1		07/28/15 23:55	107-07-3	
6010 MET ICP	Analytical Method: EPA 6010 Preparation Method: EPA 3010								
Iron	**5410**	ug/L	50.0	9.0	1	07/24/15 14:45	07/27/15 11:57	7439-89-6	
Manganese	**8540**	ug/L	5.0	2.4	1	07/24/15 14:45	07/27/15 11:57	7439-96-5	
8260 MSV	Analytical Method: EPA 5030B/8260								
Acetone	**6.5J**	ug/L	10.0	1.9	1		07/24/15 01:00	67-64-1	B
Benzene	ND	ug/L	1.0	0.060	1		07/24/15 01:00	71-43-2	
Bromodichloromethane	ND	ug/L	1.0	0.19	1		07/24/15 01:00	75-27-4	
Bromoform	**0.76J**	ug/L	1.0	0.070	1		07/24/15 01:00	75-25-2	
Bromomethane	ND	ug/L	5.0	0.16	1		07/24/15 01:00	74-83-9	
2-Butanone (MEK)	ND	ug/L	10.0	0.59	1		07/24/15 01:00	78-93-3	
Carbon disulfide	**0.47J**	ug/L	5.0	0.12	1		07/24/15 01:00	75-15-0	
Carbon tetrachloride	ND	ug/L	1.0	0.18	1		07/24/15 01:00	56-23-5	
Chlorobenzene	ND	ug/L	1.0	0.21	1		07/24/15 01:00	108-90-7	
Chloroethane	ND	ug/L	1.0	0.15	1		07/24/15 01:00	75-00-3	
Chloroform	**0.23J**	ug/L	1.0	0.14	1		07/24/15 01:00	67-66-3	
Chloromethane	ND	ug/L	1.0	0.080	1		07/24/15 01:00	74-87-3	L3
Dibromochloromethane	ND	ug/L	1.0	0.21	1		07/24/15 01:00	124-48-1	
1,1-Dichloroethane	ND	ug/L	1.0	0.050	1		07/24/15 01:00	75-34-3	
1,2-Dichloroethane	**2.4**	ug/L	1.0	0.12	1		07/24/15 01:00	107-06-2	
1,1-Dichloroethene	**0.26J**	ug/L	1.0	0.20	1		07/24/15 01:00	75-35-4	
cis-1,2-Dichloroethene	**6.8**	ug/L	1.0	0.080	1		07/24/15 01:00	156-59-2	
trans-1,2-Dichloroethene	**1.4**	ug/L	1.0	0.20	1		07/24/15 01:00	156-60-5	
1,2-Dichloropropane	ND	ug/L	1.0	0.16	1		07/24/15 01:00	78-87-5	
cis-1,3-Dichloropropene	ND	ug/L	1.0	0.14	1		07/24/15 01:00	10061-01-5	
trans-1,3-Dichloropropene	ND	ug/L	1.0	0.12	1		07/24/15 01:00	10061-02-6	
Ethylbenzene	ND	ug/L	1.0	0.18	1		07/24/15 01:00	100-41-4	
2-Hexanone	ND	ug/L	10.0	1.2	1		07/24/15 01:00	591-78-6	
Methylene chloride	ND	ug/L	1.0	0.15	1		07/24/15 01:00	75-09-2	
4-Methyl-2-pentanone (MIBK)	ND	ug/L	10.0	0.42	1		07/24/15 01:00	108-10-1	
Styrene	ND	ug/L	1.0	0.12	1		07/24/15 01:00	100-42-5	
1,1,2,2-Tetrachloroethane	ND	ug/L	1.0	0.15	1		07/24/15 01:00	79-34-5	
Tetrachloroethene	ND	ug/L	1.0	0.10	1		07/24/15 01:00	127-18-4	
Toluene	ND	ug/L	1.0	0.17	1		07/24/15 01:00	108-88-3	
1,1,1-Trichloroethane	ND	ug/L	1.0	0.11	1		07/24/15 01:00	71-55-6	
1,1,2-Trichloroethane	ND	ug/L	1.0	0.20	1		07/24/15 01:00	79-00-5	
Trichloroethene	**488**	ug/L	10.0	1.7	10		07/24/15 01:15	79-01-6	
Vinyl chloride	ND	ug/L	1.0	0.13	1		07/24/15 01:00	75-01-4	
Xylene (Total)	ND	ug/L	3.0	0.42	1		07/24/15 01:00	1330-20-7	
Surrogates									
4-Bromofluorobenzene (S)	100	%	80-120		1		07/24/15 01:00	460-00-4	
1,2-Dichloroethane-d4 (S)	101	%	80-120		1		07/24/15 01:00	17060-07-0	
Toluene-d8 (S)	100	%	80-120		1		07/24/15 01:00	2037-26-5	
Preservation pH	**1.0**		0.10	0.10	1		07/24/15 01:00		

REPORT OF LABORATORY ANALYSIS

This report shall not be reproduced, except in full,
without the written consent of Pace Analytical Services, Inc..

Pace Analytical Services, Inc.
9608 Loiret Blvd.
Lenexa, KS 66219
(913)599-5665

ANALYTICAL RESULTS

Project: FORT SMITH, AR
Pace Project No.: 60199011

Sample: MW-33R-201507 **Lab ID: 60199011001** Collected: 07/22/15 09:00 Received: 07/23/15 02:49 Matrix: Water

Parameters	Results	Units	Report Limit	MDL	DF	Prepared	Analyzed	CAS No.	Qual
2320B Alkalinity	Analytical Method: SM 2320B								
Alkalinity,Bicarbonate (CaCO3)	**52.8**	mg/L	20.0	2.0	1		07/31/15 14:16		
Alkalinity, Carbonate (CaCO3)	ND	mg/L	20.0	2.0	1		07/31/15 14:16		
Alkalinity, Total as CaCO3	**52.8**	mg/L	20.0	2.0	1		07/31/15 14:16		
Iron, Ferric (Calculation)	Analytical Method: SM 3500-Fe B#4								
Iron, Ferric	**5.4**	mg/L	0.20		1		08/06/15 00:00	7439-89-6	
4500H+ pH, Electrometric	Analytical Method: SM 4500-H+B								
pH at 25 Degrees C	**5.7**	Std. Units	0.10	0.10	1		07/22/15 19:30		1e,H6
4500S2D Sulfide, Total	Analytical Method: SM 4500-S-2 D								
Sulfide, Total	ND	mg/L	0.050	0.012	1		07/27/15 10:08	18496-25-8	
300.0 IC Anions 28 Days	Analytical Method: EPA 300.0								
Chloride	**180**	mg/L	20.0	10.0	20		07/28/15 15:42	16887-00-6	
Sulfate	**123**	mg/L	20.0	4.7	20		07/28/15 15:42	14808-79-8	
350.1 Ammonia	Analytical Method: EPA 350.1								
Nitrogen, Ammonia	**0.074J**	mg/L	0.10	0.033	1		07/28/15 15:50	7664-41-7	
353.2 Nitrogen, NO2/NO3 unpres	Analytical Method: EPA 353.2								
Nitrogen, Nitrate	**1.6**	mg/L	0.10	0.014	1		07/23/15 12:17		
Nitrogen, Nitrite	ND	mg/L	0.10	0.023	1		07/23/15 12:17		
Nitrogen, NO2 plus NO3	**1.6**	mg/L	0.10	0.014	1		07/23/15 12:17		
Total Carbon Dioxide Calc	Analytical Method: SM 4500-CO2 D								
Carbon Dioxide Calculation	**257**	mg/L	20.0	20.0	1		07/30/15 00:00		
5310C TOC	Analytical Method: SM 5310C								
Total Organic Carbon	ND	mg/L	1.0	0.46	1		08/05/15 09:18	7440-44-0	
SM4500P-E, Total Phosphorus	Analytical Method: SM 4500-P E Preparation Method: SM4500-P B								
Phosphate as P04	**0.018J**	mg/L	0.030	0.010	1	07/28/15 13:39	07/28/15 15:08		

REPORT OF LABORATORY ANALYSIS

This report shall not be reproduced, except in full,
without the written consent of Pace Analytical Services, Inc..

Pace Analytical Services, Inc.
9608 Loiret Blvd.
Lenexa, KS 66219
(913)599-5665

ANALYTICAL RESULTS

Project: FORT SMITH, AR
Pace Project No.: 60199011

Sample: DUP-04-201507 **Lab ID: 60199011002** Collected: 07/22/15 09:00 Received: 07/23/15 02:49 Matrix: Water

Parameters	Results	Units	Report Limit	MDL	DF	Prepared	Analyzed	CAS No.	Qual
8260 MSV	Analytical Method: EPA 5030B/8260								
Acetone	**5.5J**	ug/L	10.0	1.9	1		07/24/15 00:45	67-64-1	B
Benzene	ND	ug/L	1.0	0.060	1		07/24/15 00:45	71-43-2	
Bromodichloromethane	ND	ug/L	1.0	0.19	1		07/24/15 00:45	75-27-4	
Bromoform	**0.71J**	ug/L	1.0	0.070	1		07/24/15 00:45	75-25-2	
Bromomethane	ND	ug/L	5.0	0.16	1		07/24/15 00:45	74-83-9	
2-Butanone (MEK)	ND	ug/L	10.0	0.59	1		07/24/15 00:45	78-93-3	
Carbon disulfide	**0.44J**	ug/L	5.0	0.12	1		07/24/15 00:45	75-15-0	
Carbon tetrachloride	ND	ug/L	1.0	0.18	1		07/24/15 00:45	56-23-5	
Chlorobenzene	ND	ug/L	1.0	0.21	1		07/24/15 00:45	108-90-7	
Chloroethane	ND	ug/L	1.0	0.15	1		07/24/15 00:45	75-00-3	
Chloroform	**0.23J**	ug/L	1.0	0.14	1		07/24/15 00:45	67-66-3	
Chloromethane	ND	ug/L	1.0	0.080	1		07/24/15 00:45	74-87-3	L3
Dibromochloromethane	ND	ug/L	1.0	0.21	1		07/24/15 00:45	124-48-1	
1,1-Dichloroethane	ND	ug/L	1.0	0.050	1		07/24/15 00:45	75-34-3	
1,2-Dichloroethane	**2.6**	ug/L	1.0	0.12	1		07/24/15 00:45	107-06-2	
1,1-Dichloroethene	**0.20J**	ug/L	1.0	0.20	1		07/24/15 00:45	75-35-4	
cis-1,2-Dichloroethene	**6.1**	ug/L	1.0	0.080	1		07/24/15 00:45	156-59-2	
trans-1,2-Dichloroethene	**1.4**	ug/L	1.0	0.20	1		07/24/15 00:45	156-60-5	
1,2-Dichloropropane	ND	ug/L	1.0	0.16	1		07/24/15 00:45	78-87-5	
cis-1,3-Dichloropropene	ND	ug/L	1.0	0.14	1		07/24/15 00:45	10061-01-5	
trans-1,3-Dichloropropene	ND	ug/L	1.0	0.12	1		07/24/15 00:45	10061-02-6	
Ethylbenzene	ND	ug/L	1.0	0.18	1		07/24/15 00:45	100-41-4	
2-Hexanone	ND	ug/L	10.0	1.2	1		07/24/15 00:45	591-78-6	
Methylene chloride	ND	ug/L	1.0	0.15	1		07/24/15 00:45	75-09-2	
4-Methyl-2-pentanone (MIBK)	ND	ug/L	10.0	0.42	1		07/24/15 00:45	108-10-1	
Styrene	ND	ug/L	1.0	0.12	1		07/24/15 00:45	100-42-5	
1,1,2,2-Tetrachloroethane	ND	ug/L	1.0	0.15	1		07/24/15 00:45	79-34-5	
Tetrachloroethene	ND	ug/L	1.0	0.10	1		07/24/15 00:45	127-18-4	
Toluene	ND	ug/L	1.0	0.17	1		07/24/15 00:45	108-88-3	
1,1,1-Trichloroethane	ND	ug/L	1.0	0.11	1		07/24/15 00:45	71-55-6	
1,1,2-Trichloroethane	ND	ug/L	1.0	0.20	1		07/24/15 00:45	79-00-5	
Trichloroethene	**447**	ug/L	5.0	0.85	5		07/24/15 14:25	79-01-6	
Vinyl chloride	ND	ug/L	1.0	0.13	1		07/24/15 00:45	75-01-4	
Xylene (Total)	ND	ug/L	3.0	0.42	1		07/24/15 00:45	1330-20-7	
Surrogates									
4-Bromofluorobenzene (S)	99	%	80-120		1		07/24/15 00:45	460-00-4	
1,2-Dichloroethane-d4 (S)	100	%	80-120		1		07/24/15 00:45	17060-07-0	
Toluene-d8 (S)	99	%	80-120		1		07/24/15 00:45	2037-26-5	
Preservation pH	**1.0**		0.10	0.10	1		07/24/15 00:45		

REPORT OF LABORATORY ANALYSIS

This report shall not be reproduced, except in full,
without the written consent of Pace Analytical Services, Inc..

Pace Analytical Services, Inc.
9608 Loiret Blvd.
Lenexa, KS 66219
(913)599-5665

ANALYTICAL RESULTS

Project: FORT SMITH, AR
Pace Project No.: 60199011

Sample: ITMW-11-201507 **Lab ID: 60199011003** Collected: 07/22/15 15:30 Received: 07/23/15 02:49 Matrix: Water

Parameters	Results	Units	Report Limit	MDL	DF	Prepared	Analyzed	CAS No.	Qual
Alcohol by Direct Inject GCFID	Analytical Method: EPA 8015 - Alcohol								
2-Chloroethanol	ND	ug/L	10000	1980	1		07/29/15 00:06	107-07-3	
6010 MET ICP	Analytical Method: EPA 6010 Preparation Method: EPA 3010								
Iron	**187**	ug/L	50.0	9.0	1	07/24/15 14:45	07/27/15 12:01	7439-89-6	
Manganese	**49.5**	ug/L	5.0	2.4	1	07/24/15 14:45	07/27/15 12:01	7439-96-5	
8260 MSV	Analytical Method: EPA 5030B/8260								
Acetone	**42.2**	ug/L	10.0	1.9	1		07/23/15 21:17	67-64-1	
Benzene	ND	ug/L	1.0	0.060	1		07/23/15 21:17	71-43-2	
Bromodichloromethane	ND	ug/L	1.0	0.19	1		07/23/15 21:17	75-27-4	
Bromoform	**0.51J**	ug/L	1.0	0.070	1		07/23/15 21:17	75-25-2	
Bromomethane	ND	ug/L	5.0	0.16	1		07/23/15 21:17	74-83-9	
2-Butanone (MEK)	ND	ug/L	10.0	0.59	1		07/23/15 21:17	78-93-3	
Carbon disulfide	ND	ug/L	5.0	0.12	1		07/23/15 21:17	75-15-0	
Carbon tetrachloride	ND	ug/L	1.0	0.18	1		07/23/15 21:17	56-23-5	
Chlorobenzene	ND	ug/L	1.0	0.21	1		07/23/15 21:17	108-90-7	
Chloroethane	ND	ug/L	1.0	0.15	1		07/23/15 21:17	75-00-3	
Chloroform	**0.29J**	ug/L	1.0	0.14	1		07/23/15 21:17	67-66-3	
Chloromethane	ND	ug/L	1.0	0.080	1		07/23/15 21:17	74-87-3	L3
Dibromochloromethane	ND	ug/L	1.0	0.21	1		07/23/15 21:17	124-48-1	
1,1-Dichloroethane	ND	ug/L	1.0	0.050	1		07/23/15 21:17	75-34-3	
1,2-Dichloroethane	ND	ug/L	1.0	0.12	1		07/23/15 21:17	107-06-2	
1,1-Dichloroethene	ND	ug/L	1.0	0.20	1		07/23/15 21:17	75-35-4	
cis-1,2-Dichloroethene	**5.9**	ug/L	1.0	0.080	1		07/23/15 21:17	156-59-2	
trans-1,2-Dichloroethene	**1.5**	ug/L	1.0	0.20	1		07/23/15 21:17	156-60-5	
1,2-Dichloropropane	ND	ug/L	1.0	0.16	1		07/23/15 21:17	78-87-5	
cis-1,3-Dichloropropene	ND	ug/L	1.0	0.14	1		07/23/15 21:17	10061-01-5	
trans-1,3-Dichloropropene	ND	ug/L	1.0	0.12	1		07/23/15 21:17	10061-02-6	
Ethylbenzene	ND	ug/L	1.0	0.18	1		07/23/15 21:17	100-41-4	
2-Hexanone	ND	ug/L	10.0	1.2	1		07/23/15 21:17	591-78-6	
Methylene chloride	ND	ug/L	1.0	0.15	1		07/23/15 21:17	75-09-2	
4-Methyl-2-pentanone (MIBK)	ND	ug/L	10.0	0.42	1		07/23/15 21:17	108-10-1	
Styrene	ND	ug/L	1.0	0.12	1		07/23/15 21:17	100-42-5	
1,1,2,2-Tetrachloroethane	ND	ug/L	1.0	0.15	1		07/23/15 21:17	79-34-5	
Tetrachloroethene	ND	ug/L	1.0	0.10	1		07/23/15 21:17	127-18-4	
Toluene	ND	ug/L	1.0	0.17	1		07/23/15 21:17	108-88-3	
1,1,1-Trichloroethane	ND	ug/L	1.0	0.11	1		07/23/15 21:17	71-55-6	
1,1,2-Trichloroethane	ND	ug/L	1.0	0.20	1		07/23/15 21:17	79-00-5	
Trichloroethene	**33.2**	ug/L	1.0	0.17	1		07/23/15 21:17	79-01-6	
Vinyl chloride	ND	ug/L	1.0	0.13	1		07/23/15 21:17	75-01-4	
Xylene (Total)	ND	ug/L	3.0	0.42	1		07/23/15 21:17	1330-20-7	
Surrogates									
4-Bromofluorobenzene (S)	96	%	80-120		1		07/23/15 21:17	460-00-4	
1,2-Dichloroethane-d4 (S)	100	%	80-120		1		07/23/15 21:17	17060-07-0	
Toluene-d8 (S)	95	%	80-120		1		07/23/15 21:17	2037-26-5	
Preservation pH	**1.0**		0.10	0.10	1		07/23/15 21:17		

REPORT OF LABORATORY ANALYSIS

This report shall not be reproduced, except in full,
without the written consent of Pace Analytical Services, Inc..

Pace Analytical Services, Inc.
9608 Loiret Blvd.
Lenexa, KS 66219
(913)599-5665

ANALYTICAL RESULTS

Project: FORT SMITH, AR
Pace Project No.: 60199011

Sample: ITMW-11-201507 **Lab ID: 60199011003** Collected: 07/22/15 15:30 Received: 07/23/15 02:49 Matrix: Water

Parameters	Results	Units	Report Limit	MDL	DF	Prepared	Analyzed	CAS No.	Qual
2320B Alkalinity	Analytical Method: SM 2320B								
Alkalinity,Bicarbonate (CaCO3)	**75.7**	mg/L	20.0	2.0	1		07/31/15 14:20		
Alkalinity, Carbonate (CaCO3)	ND	mg/L	20.0	2.0	1		07/31/15 14:20		
Alkalinity, Total as CaCO3	**75.7**	mg/L	20.0	2.0	1		07/31/15 14:20		
Iron, Ferric (Calculation)	Analytical Method: SM 3500-Fe B#4								
Iron, Ferric	ND	mg/L	0.20		1		08/06/15 00:00	7439-89-6	
4500H+ pH, Electrometric	Analytical Method: SM 4500-H+B								
pH at 25 Degrees C	**6.2**	Std. Units	0.10	0.10	1		07/22/15 19:30		1e,H6
4500S2D Sulfide, Total	Analytical Method: SM 4500-S-2 D								
Sulfide, Total	ND	mg/L	0.050	0.012	1		07/27/15 10:09	18496-25-8	
300.0 IC Anions 28 Days	Analytical Method: EPA 300.0								
Chloride	**6.8**	mg/L	1.0	0.50	1		07/29/15 00:08	16887-00-6	
Sulfate	**111**	mg/L	20.0	4.7	20		07/28/15 16:09	14808-79-8	
350.1 Ammonia	Analytical Method: EPA 350.1								
Nitrogen, Ammonia	**0.39**	mg/L	0.10	0.033	1		07/28/15 15:52	7664-41-7	
353.2 Nitrogen, NO2/NO3 unpres	Analytical Method: EPA 353.2								
Nitrogen, Nitrate	**0.29**	mg/L	0.10	0.014	1		07/23/15 12:18		
Nitrogen, Nitrite	ND	mg/L	0.10	0.023	1		07/23/15 12:18		
Nitrogen, NO2 plus NO3	**0.29**	mg/L	0.10	0.014	1		07/23/15 12:18		
Total Carbon Dioxide Calc	Analytical Method: SM 4500-CO2 D								
Carbon Dioxide Calculation	**158**	mg/L	20.0	20.0	1		07/30/15 00:00		
5310C TOC	Analytical Method: SM 5310C								
Total Organic Carbon	ND	mg/L	1.0	0.46	1		08/05/15 09:31	7440-44-0	
SM4500P-E, Total Phosphorus	Analytical Method: SM 4500-P E Preparation Method: SM4500-P B								
Phosphate as P04	ND	mg/L	0.030	0.010	1	07/28/15 13:39	07/28/15 15:08		

REPORT OF LABORATORY ANALYSIS

This report shall not be reproduced, except in full,
without the written consent of Pace Analytical Services, Inc..

Pace Analytical Services, Inc.
9608 Loiret Blvd.
Lenexa, KS 66219
(913)599-5665

ANALYTICAL RESULTS

Project: FORT SMITH, AR
Pace Project No.: 60199011

Sample: ITMW-17-201507 **Lab ID: 60199011004** Collected: 07/22/15 16:20 Received: 07/23/15 02:49 Matrix: Water

Parameters	Results	Units	Report Limit	MDL	DF	Prepared	Analyzed	CAS No.	Qual
Alcohol by Direct Inject GCFID	Analytical Method: EPA 8015 - Alcohol								
2-Chloroethanol	ND	ug/L	10000	1980	1		07/29/15 00:17	107-07-3	
6010 MET ICP	Analytical Method: EPA 6010 Preparation Method: EPA 3010								
Iron	**852**	ug/L	50.0	9.0	1	07/24/15 14:45	07/27/15 12:04	7439-89-6	
Manganese	**284**	ug/L	5.0	2.4	1	07/24/15 14:45	07/27/15 12:04	7439-96-5	
8260 MSV	Analytical Method: EPA 5030B/8260								
Acetone	**4.2J**	ug/L	10.0	1.9	1		07/29/15 13:15	67-64-1	
Benzene	**0.17J**	ug/L	1.0	0.060	1		07/29/15 13:15	71-43-2	
Bromodichloromethane	ND	ug/L	1.0	0.19	1		07/29/15 13:15	75-27-4	
Bromoform	ND	ug/L	1.0	0.070	1		07/29/15 13:15	75-25-2	
Bromomethane	**0.54J**	ug/L	5.0	0.16	1		07/29/15 13:15	74-83-9	
2-Butanone (MEK)	ND	ug/L	10.0	0.59	1		07/29/15 13:15	78-93-3	
Carbon disulfide	**0.21J**	ug/L	5.0	0.12	1		07/29/15 13:15	75-15-0	
Carbon tetrachloride	ND	ug/L	1.0	0.18	1		07/29/15 13:15	56-23-5	
Chlorobenzene	ND	ug/L	1.0	0.21	1		07/29/15 13:15	108-90-7	
Chloroethane	ND	ug/L	1.0	0.15	1		07/29/15 13:15	75-00-3	
Chloroform	**2.7**	ug/L	1.0	0.14	1		07/29/15 13:15	67-66-3	
Chloromethane	**5.4**	ug/L	1.0	0.080	1		07/29/15 13:15	74-87-3	
Dibromochloromethane	ND	ug/L	1.0	0.21	1		07/29/15 13:15	124-48-1	
1,1-Dichloroethane	ND	ug/L	1.0	0.050	1		07/29/15 13:15	75-34-3	
1,2-Dichloroethane	ND	ug/L	1.0	0.12	1		07/29/15 13:15	107-06-2	
1,1-Dichloroethene	**0.30J**	ug/L	1.0	0.20	1		07/29/15 13:15	75-35-4	
cis-1,2-Dichloroethene	**116**	ug/L	1.0	0.080	1		07/29/15 13:15	156-59-2	
trans-1,2-Dichloroethene	**19.1**	ug/L	1.0	0.20	1		07/29/15 13:15	156-60-5	
1,2-Dichloropropane	ND	ug/L	1.0	0.16	1		07/29/15 13:15	78-87-5	
cis-1,3-Dichloropropene	ND	ug/L	1.0	0.14	1		07/29/15 13:15	10061-01-5	
trans-1,3-Dichloropropene	ND	ug/L	1.0	0.12	1		07/29/15 13:15	10061-02-6	
Ethylbenzene	ND	ug/L	1.0	0.18	1		07/29/15 13:15	100-41-4	
2-Hexanone	ND	ug/L	10.0	1.2	1		07/29/15 13:15	591-78-6	
Methylene chloride	**0.47J**	ug/L	1.0	0.15	1		07/29/15 13:15	75-09-2	
4-Methyl-2-pentanone (MIBK)	ND	ug/L	10.0	0.42	1		07/29/15 13:15	108-10-1	
Styrene	ND	ug/L	1.0	0.12	1		07/29/15 13:15	100-42-5	
1,1,2,2-Tetrachloroethane	ND	ug/L	1.0	0.15	1		07/29/15 13:15	79-34-5	
Tetrachloroethene	**2.2**	ug/L	1.0	0.10	1		07/29/15 13:15	127-18-4	
Toluene	**0.20J**	ug/L	1.0	0.17	1		07/29/15 13:15	108-88-3	B
1,1,1-Trichloroethane	**0.48J**	ug/L	1.0	0.11	1		07/29/15 13:15	71-55-6	
1,1,2-Trichloroethane	ND	ug/L	1.0	0.20	1		07/29/15 13:15	79-00-5	
Trichloroethene	**5350**	ug/L	50.0	8.5	50		07/24/15 18:09	79-01-6	
Vinyl chloride	**0.51J**	ug/L	1.0	0.13	1		07/29/15 13:15	75-01-4	
Xylene (Total)	ND	ug/L	3.0	0.42	1		07/29/15 13:15	1330-20-7	
Surrogates									
4-Bromofluorobenzene (S)	100	%	80-120		1		07/29/15 13:15	460-00-4	
1,2-Dichloroethane-d4 (S)	94	%	80-120		1		07/29/15 13:15	17060-07-0	
Toluene-d8 (S)	99	%	80-120		1		07/29/15 13:15	2037-26-5	
Preservation pH	**4.0**		0.10	0.10	1		07/29/15 13:15		

REPORT OF LABORATORY ANALYSIS

This report shall not be reproduced, except in full,
without the written consent of Pace Analytical Services, Inc..

Pace Analytical Services, Inc.
9608 Loiret Blvd.
Lenexa, KS 66219
(913)599-5665

ANALYTICAL RESULTS

Project: FORT SMITH, AR
Pace Project No.: 60199011

Sample: ITMW-17-201507 **Lab ID: 60199011004** Collected: 07/22/15 16:20 Received: 07/23/15 02:49 Matrix: Water

Parameters	Results	Units	Report Limit	MDL	DF	Prepared	Analyzed	CAS No.	Qual
2320B Alkalinity	Analytical Method: SM 2320B								
Alkalinity,Bicarbonate (CaCO3)	**6.5J**	mg/L	20.0	2.0	1		07/31/15 14:23		
Alkalinity, Carbonate (CaCO3)	ND	mg/L	20.0	2.0	1		07/31/15 14:23		
Alkalinity, Total as CaCO3	**6.5J**	mg/L	20.0	2.0	1		07/31/15 14:23		
Iron, Ferric (Calculation)	Analytical Method: SM 3500-Fe B#4								
Iron, Ferric	**0.83**	mg/L	0.20		1		08/06/15 00:00	7439-89-6	
4500H+ pH, Electrometric	Analytical Method: SM 4500-H+B								
pH at 25 Degrees C	**4.5**	Std. Units	0.10	0.10	1		07/22/15 19:30		1e,H6
4500S2D Sulfide, Total	Analytical Method: SM 4500-S-2 D								
Sulfide, Total	ND	mg/L	0.050	0.012	1		07/27/15 10:09	18496-25-8	
300.0 IC Anions 28 Days	Analytical Method: EPA 300.0								
Chloride	**335**	mg/L	20.0	10.0	20		07/28/15 16:23	16887-00-6	
Sulfate	**252**	mg/L	20.0	4.7	20		07/28/15 16:23	14808-79-8	
350.1 Ammonia	Analytical Method: EPA 350.1								
Nitrogen, Ammonia	**0.20**	mg/L	0.10	0.033	1		07/28/15 15:53	7664-41-7	
353.2 Nitrogen, NO2/NO3 unpres	Analytical Method: EPA 353.2								
Nitrogen, Nitrate	**1.2**	mg/L	0.10	0.014	1		07/23/15 12:19		
Nitrogen, Nitrite	ND	mg/L	0.10	0.023	1		07/23/15 12:19		
Nitrogen, NO2 plus NO3	**1.2**	mg/L	0.10	0.014	1		07/23/15 12:19		
Total Carbon Dioxide Calc	Analytical Method: SM 4500-CO2 D								
Carbon Dioxide Calculation	ND	mg/L	20.0	20.0	1		07/30/15 00:00		
5310C TOC	Analytical Method: SM 5310C								
Total Organic Carbon	ND	mg/L	1.0	0.46	1		08/05/15 09:57	7440-44-0	
SM4500P-E, Total Phosphorus	Analytical Method: SM 4500-P E Preparation Method: SM4500-P B								
Phosphate as P04	ND	mg/L	0.030	0.010	1	07/28/15 13:39	07/28/15 15:08		

REPORT OF LABORATORY ANALYSIS

This report shall not be reproduced, except in full,
without the written consent of Pace Analytical Services, Inc..

Pace Analytical Services, Inc.
9608 Loiret Blvd.
Lenexa, KS 66219
(913)599-5665

ANALYTICAL RESULTS

Project: FORT SMITH, AR
Pace Project No.: 60199011

Sample: MW-26-201507 **Lab ID: 60199011005** Collected: 07/22/15 15:20 Received: 07/23/15 02:49 Matrix: Water

Parameters	Results	Units	Report Limit	MDL	DF	Prepared	Analyzed	CAS No.	Qual
Alcohol by Direct Inject GCFID	Analytical Method: EPA 8015 - Alcohol								
2-Chloroethanol	ND	ug/L	10000	1980	1		07/29/15 00:28	107-07-3	
6010 MET ICP	Analytical Method: EPA 6010 Preparation Method: EPA 3010								
Iron	ND	ug/L	50.0	9.0	1	07/24/15 14:45	07/27/15 12:08	7439-89-6	
Manganese	**326**	ug/L	5.0	2.4	1	07/24/15 14:45	07/27/15 13:29	7439-96-5	
8260 MSV	Analytical Method: EPA 5030B/8260								
Acetone	**3.0J**	ug/L	10.0	1.9	1		07/23/15 21:32	67-64-1	B
Benzene	ND	ug/L	1.0	0.060	1		07/23/15 21:32	71-43-2	
Bromodichloromethane	ND	ug/L	1.0	0.19	1		07/23/15 21:32	75-27-4	
Bromoform	ND	ug/L	1.0	0.070	1		07/23/15 21:32	75-25-2	
Bromomethane	ND	ug/L	5.0	0.16	1		07/23/15 21:32	74-83-9	
2-Butanone (MEK)	ND	ug/L	10.0	0.59	1		07/23/15 21:32	78-93-3	
Carbon disulfide	ND	ug/L	5.0	0.12	1		07/23/15 21:32	75-15-0	
Carbon tetrachloride	ND	ug/L	1.0	0.18	1		07/23/15 21:32	56-23-5	
Chlorobenzene	ND	ug/L	1.0	0.21	1		07/23/15 21:32	108-90-7	
Chloroethane	ND	ug/L	1.0	0.15	1		07/23/15 21:32	75-00-3	
Chloroform	ND	ug/L	1.0	0.14	1		07/23/15 21:32	67-66-3	
Chloromethane	ND	ug/L	1.0	0.080	1		07/23/15 21:32	74-87-3	L3
Dibromochloromethane	ND	ug/L	1.0	0.21	1		07/23/15 21:32	124-48-1	
1,1-Dichloroethane	ND	ug/L	1.0	0.050	1		07/23/15 21:32	75-34-3	
1,2-Dichloroethane	ND	ug/L	1.0	0.12	1		07/23/15 21:32	107-06-2	
1,1-Dichloroethene	ND	ug/L	1.0	0.20	1		07/23/15 21:32	75-35-4	
cis-1,2-Dichloroethene	ND	ug/L	1.0	0.080	1		07/23/15 21:32	156-59-2	
trans-1,2-Dichloroethene	ND	ug/L	1.0	0.20	1		07/23/15 21:32	156-60-5	
1,2-Dichloropropane	ND	ug/L	1.0	0.16	1		07/23/15 21:32	78-87-5	
cis-1,3-Dichloropropene	ND	ug/L	1.0	0.14	1		07/23/15 21:32	10061-01-5	
trans-1,3-Dichloropropene	ND	ug/L	1.0	0.12	1		07/23/15 21:32	10061-02-6	
Ethylbenzene	ND	ug/L	1.0	0.18	1		07/23/15 21:32	100-41-4	
2-Hexanone	ND	ug/L	10.0	1.2	1		07/23/15 21:32	591-78-6	
Methylene chloride	ND	ug/L	1.0	0.15	1		07/23/15 21:32	75-09-2	
4-Methyl-2-pentanone (MIBK)	ND	ug/L	10.0	0.42	1		07/23/15 21:32	108-10-1	
Styrene	ND	ug/L	1.0	0.12	1		07/23/15 21:32	100-42-5	
1,1,2,2-Tetrachloroethane	ND	ug/L	1.0	0.15	1		07/23/15 21:32	79-34-5	
Tetrachloroethene	ND	ug/L	1.0	0.10	1		07/23/15 21:32	127-18-4	
Toluene	ND	ug/L	1.0	0.17	1		07/23/15 21:32	108-88-3	
1,1,1-Trichloroethane	ND	ug/L	1.0	0.11	1		07/23/15 21:32	71-55-6	
1,1,2-Trichloroethane	ND	ug/L	1.0	0.20	1		07/23/15 21:32	79-00-5	
Trichloroethene	**0.18J**	ug/L	1.0	0.17	1		07/23/15 21:32	79-01-6	
Vinyl chloride	ND	ug/L	1.0	0.13	1		07/23/15 21:32	75-01-4	
Xylene (Total)	ND	ug/L	3.0	0.42	1		07/23/15 21:32	1330-20-7	
Surrogates									
4-Bromofluorobenzene (S)	100	%	80-120		1		07/23/15 21:32	460-00-4	
1,2-Dichloroethane-d4 (S)	101	%	80-120		1		07/23/15 21:32	17060-07-0	
Toluene-d8 (S)	102	%	80-120		1		07/23/15 21:32	2037-26-5	
Preservation pH	**1.0**		0.10	0.10	1		07/23/15 21:32		

REPORT OF LABORATORY ANALYSIS

This report shall not be reproduced, except in full,
without the written consent of Pace Analytical Services, Inc..

Pace Analytical Services, Inc.
9608 Loiret Blvd.
Lenexa, KS 66219
(913)599-5665

ANALYTICAL RESULTS

Project: FORT SMITH, AR
Pace Project No.: 60199011

Sample: MW-26-201507 **Lab ID: 60199011005** Collected: 07/22/15 15:20 Received: 07/23/15 02:49 Matrix: Water

Parameters	Results	Units	Report Limit	MDL	DF	Prepared	Analyzed	CAS No.	Qual
2320B Alkalinity	Analytical Method: SM 2320B								
Alkalinity,Bicarbonate (CaCO3)	**56.9**	mg/L	20.0	2.0	1		07/31/15 14:34		
Alkalinity, Carbonate (CaCO3)	ND	mg/L	20.0	2.0	1		07/31/15 14:34		
Alkalinity, Total as CaCO3	**56.9**	mg/L	20.0	2.0	1		07/31/15 14:34		
Iron, Ferric (Calculation)	Analytical Method: SM 3500-Fe B#4								
Iron, Ferric	ND	mg/L	0.20		1		08/06/15 00:00	7439-89-6	
4500H+ pH, Electrometric	Analytical Method: SM 4500-H+B								
pH at 25 Degrees C	**5.2**	Std. Units	0.10	0.10	1		07/22/15 19:30		1e,H6
4500S2D Sulfide, Total	Analytical Method: SM 4500-S-2 D								
Sulfide, Total	ND	mg/L	0.050	0.012	1		07/27/15 10:09	18496-25-8	
300.0 IC Anions 28 Days	Analytical Method: EPA 300.0								
Chloride	**290**	mg/L	20.0	10.0	20		07/28/15 16:36	16887-00-6	
Sulfate	**9.9**	mg/L	1.0	0.24	1		07/29/15 00:21	14808-79-8	
350.1 Ammonia	Analytical Method: EPA 350.1								
Nitrogen, Ammonia	ND	mg/L	0.10	0.033	1		07/28/15 15:54	7664-41-7	
353.2 Nitrogen, NO2/NO3 unpres	Analytical Method: EPA 353.2								
Nitrogen, Nitrate	**2.7**	mg/L	0.10	0.014	1		07/23/15 12:20		
Nitrogen, Nitrite	ND	mg/L	0.10	0.023	1		07/23/15 12:20		
Nitrogen, NO2 plus NO3	**2.7**	mg/L	0.10	0.014	1		07/23/15 12:20		
Total Carbon Dioxide Calc	Analytical Method: SM 4500-CO2 D								
Carbon Dioxide Calculation	**735**	mg/L	20.0	20.0	1		07/30/15 00:00		
5310C TOC	Analytical Method: SM 5310C								
Total Organic Carbon	ND	mg/L	1.0	0.46	1		08/05/15 10:10	7440-44-0	
SM4500P-E, Total Phosphorus	Analytical Method: SM 4500-P E Preparation Method: SM4500-P B								
Phosphate as P04	**0.014J**	mg/L	0.030	0.010	1	07/29/15 13:07	07/29/15 15:50		

REPORT OF LABORATORY ANALYSIS

This report shall not be reproduced, except in full,
without the written consent of Pace Analytical Services, Inc..

Pace Analytical Services, Inc.
9608 Loiret Blvd.
Lenexa, KS 66219
(913)599-5665

ANALYTICAL RESULTS

Project: FORT SMITH, AR
Pace Project No.: 60199011

Sample: TB-08-201507 **Lab ID: 60199011006** Collected: 07/22/15 08:00 Received: 07/23/15 02:49 Matrix: Water

Parameters	Results	Units	Report Limit	MDL	DF	Prepared	Analyzed	CAS No.	Qual
8260 MSV	Analytical Method: EPA 5030B/8260								
Acetone	ND	ug/L	10.0	1.9	1		07/23/15 20:17	67-64-1	B
Benzene	ND	ug/L	1.0	0.060	1		07/23/15 20:17	71-43-2	
Bromodichloromethane	ND	ug/L	1.0	0.19	1		07/23/15 20:17	75-27-4	
Bromoform	ND	ug/L	1.0	0.070	1		07/23/15 20:17	75-25-2	
Bromomethane	ND	ug/L	5.0	0.16	1		07/23/15 20:17	74-83-9	
2-Butanone (MEK)	ND	ug/L	10.0	0.59	1		07/23/15 20:17	78-93-3	
Carbon disulfide	ND	ug/L	5.0	0.12	1		07/23/15 20:17	75-15-0	
Carbon tetrachloride	ND	ug/L	1.0	0.18	1		07/23/15 20:17	56-23-5	
Chlorobenzene	ND	ug/L	1.0	0.21	1		07/23/15 20:17	108-90-7	
Chloroethane	ND	ug/L	1.0	0.15	1		07/23/15 20:17	75-00-3	
Chloroform	ND	ug/L	1.0	0.14	1		07/23/15 20:17	67-66-3	
Chloromethane	ND	ug/L	1.0	0.080	1		07/23/15 20:17	74-87-3	L3
Dibromochloromethane	ND	ug/L	1.0	0.21	1		07/23/15 20:17	124-48-1	
1,1-Dichloroethane	ND	ug/L	1.0	0.050	1		07/23/15 20:17	75-34-3	
1,2-Dichloroethane	ND	ug/L	1.0	0.12	1		07/23/15 20:17	107-06-2	
1,1-Dichloroethene	ND	ug/L	1.0	0.20	1		07/23/15 20:17	75-35-4	
cis-1,2-Dichloroethene	ND	ug/L	1.0	0.080	1		07/23/15 20:17	156-59-2	
trans-1,2-Dichloroethene	ND	ug/L	1.0	0.20	1		07/23/15 20:17	156-60-5	
1,2-Dichloropropane	ND	ug/L	1.0	0.16	1		07/23/15 20:17	78-87-5	
cis-1,3-Dichloropropene	ND	ug/L	1.0	0.14	1		07/23/15 20:17	10061-01-5	
trans-1,3-Dichloropropene	ND	ug/L	1.0	0.12	1		07/23/15 20:17	10061-02-6	
Ethylbenzene	ND	ug/L	1.0	0.18	1		07/23/15 20:17	100-41-4	
2-Hexanone	ND	ug/L	10.0	1.2	1		07/23/15 20:17	591-78-6	
Methylene chloride	ND	ug/L	1.0	0.15	1		07/23/15 20:17	75-09-2	
4-Methyl-2-pentanone (MIBK)	ND	ug/L	10.0	0.42	1		07/23/15 20:17	108-10-1	
Styrene	ND	ug/L	1.0	0.12	1		07/23/15 20:17	100-42-5	
1,1,2,2-Tetrachloroethane	ND	ug/L	1.0	0.15	1		07/23/15 20:17	79-34-5	
Tetrachloroethene	ND	ug/L	1.0	0.10	1		07/23/15 20:17	127-18-4	
Toluene	ND	ug/L	1.0	0.17	1		07/23/15 20:17	108-88-3	
1,1,1-Trichloroethane	ND	ug/L	1.0	0.11	1		07/23/15 20:17	71-55-6	
1,1,2-Trichloroethane	ND	ug/L	1.0	0.20	1		07/23/15 20:17	79-00-5	
Trichloroethene	ND	ug/L	1.0	0.17	1		07/23/15 20:17	79-01-6	
Vinyl chloride	ND	ug/L	1.0	0.13	1		07/23/15 20:17	75-01-4	
Xylene (Total)	ND	ug/L	3.0	0.42	1		07/23/15 20:17	1330-20-7	
Surrogates									
4-Bromofluorobenzene (S)	100	%	80-120		1		07/23/15 20:17	460-00-4	
1,2-Dichloroethane-d4 (S)	102	%	80-120		1		07/23/15 20:17	17060-07-0	
Toluene-d8 (S)	98	%	80-120		1		07/23/15 20:17	2037-26-5	
Preservation pH	**1.0**		0.10	0.10	1		07/23/15 20:17		

REPORT OF LABORATORY ANALYSIS

This report shall not be reproduced, except in full,
without the written consent of Pace Analytical Services, Inc..

Pace Analytical Services, Inc.
9608 Loiret Blvd.
Lenexa, KS 66219
(913)599-5665

ANALYTICAL RESULTS

Project: FORT SMITH, AR
Pace Project No.: 60199011

Sample: MW-28-201507 **Lab ID: 60199011007** Collected: 07/22/15 10:50 Received: 07/23/15 02:49 Matrix: Water

Parameters	Results	Units	Report Limit	MDL	DF	Prepared	Analyzed	CAS No.	Qual
Alcohol by Direct Inject GCFID	Analytical Method: EPA 8015 - Alcohol								
2-Chloroethanol	ND	ug/L	10000	1980	1		07/29/15 00:40	107-07-3	
6010 MET ICP	Analytical Method: EPA 6010 Preparation Method: EPA 3010								
Iron	**135**	ug/L	50.0	9.0	1	07/24/15 14:45	07/27/15 13:32	7439-89-6	
Manganese	**58.6**	ug/L	5.0	2.4	1	07/24/15 14:45	07/27/15 12:11	7439-96-5	
8260 MSV	Analytical Method: EPA 5030B/8260								
Acetone	ND	ug/L	10.0	1.9	1		07/23/15 21:46	67-64-1	
Benzene	ND	ug/L	1.0	0.060	1		07/23/15 21:46	71-43-2	
Bromodichloromethane	ND	ug/L	1.0	0.19	1		07/23/15 21:46	75-27-4	
Bromoform	ND	ug/L	1.0	0.070	1		07/23/15 21:46	75-25-2	
Bromomethane	ND	ug/L	5.0	0.16	1		07/23/15 21:46	74-83-9	
2-Butanone (MEK)	ND	ug/L	10.0	0.59	1		07/23/15 21:46	78-93-3	
Carbon disulfide	ND	ug/L	5.0	0.12	1		07/23/15 21:46	75-15-0	
Carbon tetrachloride	ND	ug/L	1.0	0.18	1		07/23/15 21:46	56-23-5	
Chlorobenzene	ND	ug/L	1.0	0.21	1		07/23/15 21:46	108-90-7	
Chloroethane	ND	ug/L	1.0	0.15	1		07/23/15 21:46	75-00-3	
Chloroform	ND	ug/L	1.0	0.14	1		07/23/15 21:46	67-66-3	
Chloromethane	ND	ug/L	1.0	0.080	1		07/23/15 21:46	74-87-3	L3,M0, R1
Dibromochloromethane	ND	ug/L	1.0	0.21	1		07/23/15 21:46	124-48-1	
1,1-Dichloroethane	ND	ug/L	1.0	0.050	1		07/23/15 21:46	75-34-3	
1,2-Dichloroethane	ND	ug/L	1.0	0.12	1		07/23/15 21:46	107-06-2	
1,1-Dichloroethene	ND	ug/L	1.0	0.20	1		07/23/15 21:46	75-35-4	
cis-1,2-Dichloroethene	ND	ug/L	1.0	0.080	1		07/23/15 21:46	156-59-2	
trans-1,2-Dichloroethene	ND	ug/L	1.0	0.20	1		07/23/15 21:46	156-60-5	
1,2-Dichloropropane	ND	ug/L	1.0	0.16	1		07/23/15 21:46	78-87-5	
cis-1,3-Dichloropropene	ND	ug/L	1.0	0.14	1		07/23/15 21:46	10061-01-5	
trans-1,3-Dichloropropene	ND	ug/L	1.0	0.12	1		07/23/15 21:46	10061-02-6	
Ethylbenzene	ND	ug/L	1.0	0.18	1		07/23/15 21:46	100-41-4	
2-Hexanone	ND	ug/L	10.0	1.2	1		07/23/15 21:46	591-78-6	
Methylene chloride	ND	ug/L	1.0	0.15	1		07/23/15 21:46	75-09-2	
4-Methyl-2-pentanone (MIBK)	ND	ug/L	10.0	0.42	1		07/23/15 21:46	108-10-1	
Styrene	ND	ug/L	1.0	0.12	1		07/23/15 21:46	100-42-5	
1,1,2,2-Tetrachloroethane	ND	ug/L	1.0	0.15	1		07/23/15 21:46	79-34-5	
Tetrachloroethene	ND	ug/L	1.0	0.10	1		07/23/15 21:46	127-18-4	
Toluene	ND	ug/L	1.0	0.17	1		07/23/15 21:46	108-88-3	
1,1,1-Trichloroethane	ND	ug/L	1.0	0.11	1		07/23/15 21:46	71-55-6	
1,1,2-Trichloroethane	ND	ug/L	1.0	0.20	1		07/23/15 21:46	79-00-5	
Trichloroethene	ND	ug/L	1.0	0.17	1		07/23/15 21:46	79-01-6	
Vinyl chloride	ND	ug/L	1.0	0.13	1		07/23/15 21:46	75-01-4	
Xylene (Total)	ND	ug/L	3.0	0.42	1		07/23/15 21:46	1330-20-7	
Surrogates									
4-Bromofluorobenzene (S)	99	%	80-120		1		07/23/15 21:46	460-00-4	
1,2-Dichloroethane-d4 (S)	101	%	80-120		1		07/23/15 21:46	17060-07-0	
Toluene-d8 (S)	100	%	80-120		1		07/23/15 21:46	2037-26-5	

REPORT OF LABORATORY ANALYSIS

This report shall not be reproduced, except in full,
without the written consent of Pace Analytical Services, Inc..

Pace Analytical Services, Inc.
9608 Loiret Blvd.
Lenexa, KS 66219
(913)599-5665

ANALYTICAL RESULTS

Project: FORT SMITH, AR
Pace Project No.: 60199011

Sample: MW-28-201507 **Lab ID: 60199011007** Collected: 07/22/15 10:50 Received: 07/23/15 02:49 Matrix: Water

Parameters	Results	Units	Report Limit	MDL	DF	Prepared	Analyzed	CAS No.	Qual
8260 MSV	Analytical Method: EPA 5030B/8260								
Preservation pH	**1.0**		0.10	0.10	1		07/23/15 21:46		
2320B Alkalinity	Analytical Method: SM 2320B								
Alkalinity,Bicarbonate (CaCO3)	**73.7**	mg/L	20.0	2.0	1		08/03/15 09:55		
Alkalinity, Carbonate (CaCO3)	ND	mg/L	20.0	2.0	1		08/03/15 09:55		
Alkalinity, Total as CaCO3	**73.7**	mg/L	20.0	2.0	1		08/03/15 09:55		
Iron, Ferric (Calculation)	Analytical Method: SM 3500-Fe B#4								
Iron, Ferric	ND	mg/L	0.20		1		08/06/15 00:00	7439-89-6	
4500H+ pH, Electrometric	Analytical Method: SM 4500-H+B								
pH at 25 Degrees C	**6.2**	Std. Units	0.10	0.10	1		07/22/15 19:30		1e,H6
4500S2D Sulfide, Total	Analytical Method: SM 4500-S-2 D								
Sulfide, Total	ND	mg/L	0.050	0.012	1		07/27/15 10:12	18496-25-8	
300.0 IC Anions 28 Days	Analytical Method: EPA 300.0								
Chloride	**18.4**	mg/L	2.0	1.0	2		07/29/15 00:35	16887-00-6	
Sulfate	**39.1**	mg/L	2.0	0.47	2		07/29/15 00:35	14808-79-8	
350.1 Ammonia	Analytical Method: EPA 350.1								
Nitrogen, Ammonia	ND	mg/L	0.10	0.033	1		07/28/15 15:55	7664-41-7	M1
353.2 Nitrogen, NO2/NO3 unpres	Analytical Method: EPA 353.2								
Nitrogen, Nitrate	ND	mg/L	0.10	0.014	1		07/23/15 12:21		
Nitrogen, Nitrite	ND	mg/L	0.10	0.023	1		07/23/15 12:21		
Nitrogen, NO2 plus NO3	ND	mg/L	0.10	0.014	1		07/23/15 12:21		M1
Total Carbon Dioxide Calc	Analytical Method: SM 4500-CO2 D								
Carbon Dioxide Calculation	**162**	mg/L	20.0	20.0	1		07/30/15 00:00		
5310C TOC	Analytical Method: SM 5310C								
Total Organic Carbon	**0.75J**	mg/L	1.0	0.46	1		08/05/15 11:02	7440-44-0	
SM4500P-E, Total Phosphorus	Analytical Method: SM 4500-P E Preparation Method: SM4500-P B								
Phosphate as P04	**0.032**	mg/L	0.030	0.010	1	07/29/15 13:07	07/29/15 15:50		

REPORT OF LABORATORY ANALYSIS

This report shall not be reproduced, except in full,
without the written consent of Pace Analytical Services, Inc..

Pace Analytical Services, Inc.
9608 Loiret Blvd.
Lenexa, KS 66219
(913)599-5665

ANALYTICAL RESULTS

Project: FORT SMITH, AR
Pace Project No.: 60199011

Sample: MW-27-201507 **Lab ID: 60199011008** Collected: 07/22/15 13:25 Received: 07/23/15 02:49 Matrix: Water

Parameters	Results	Units	Report Limit	MDL	DF	Prepared	Analyzed	CAS No.	Qual
Alcohol by Direct Inject GCFID	Analytical Method: EPA 8015 - Alcohol								
2-Chloroethanol	ND	ug/L	10000	1980	1		07/29/15 00:51	107-07-3	
6010 MET ICP	Analytical Method: EPA 6010 Preparation Method: EPA 3010								
Iron	**654**	ug/L	50.0	9.0	1	07/24/15 14:45	07/27/15 12:22	7439-89-6	
Manganese	**13.8**	ug/L	5.0	2.4	1	07/24/15 14:45	07/27/15 12:22	7439-96-5	
8260 MSV	Analytical Method: EPA 5030B/8260								
Acetone	**2.6J**	ug/L	10.0	1.9	1		07/23/15 22:01	67-64-1	B
Benzene	ND	ug/L	1.0	0.060	1		07/23/15 22:01	71-43-2	
Bromodichloromethane	ND	ug/L	1.0	0.19	1		07/23/15 22:01	75-27-4	
Bromoform	ND	ug/L	1.0	0.070	1		07/23/15 22:01	75-25-2	
Bromomethane	ND	ug/L	5.0	0.16	1		07/23/15 22:01	74-83-9	
2-Butanone (MEK)	ND	ug/L	10.0	0.59	1		07/23/15 22:01	78-93-3	
Carbon disulfide	ND	ug/L	5.0	0.12	1		07/23/15 22:01	75-15-0	
Carbon tetrachloride	ND	ug/L	1.0	0.18	1		07/23/15 22:01	56-23-5	
Chlorobenzene	ND	ug/L	1.0	0.21	1		07/23/15 22:01	108-90-7	
Chloroethane	ND	ug/L	1.0	0.15	1		07/23/15 22:01	75-00-3	
Chloroform	ND	ug/L	1.0	0.14	1		07/23/15 22:01	67-66-3	
Chloromethane	ND	ug/L	1.0	0.080	1		07/23/15 22:01	74-87-3	L3
Dibromochloromethane	ND	ug/L	1.0	0.21	1		07/23/15 22:01	124-48-1	
1,1-Dichloroethane	ND	ug/L	1.0	0.050	1		07/23/15 22:01	75-34-3	
1,2-Dichloroethane	ND	ug/L	1.0	0.12	1		07/23/15 22:01	107-06-2	
1,1-Dichloroethene	ND	ug/L	1.0	0.20	1		07/23/15 22:01	75-35-4	
cis-1,2-Dichloroethene	ND	ug/L	1.0	0.080	1		07/23/15 22:01	156-59-2	
trans-1,2-Dichloroethene	ND	ug/L	1.0	0.20	1		07/23/15 22:01	156-60-5	
1,2-Dichloropropane	ND	ug/L	1.0	0.16	1		07/23/15 22:01	78-87-5	
cis-1,3-Dichloropropene	ND	ug/L	1.0	0.14	1		07/23/15 22:01	10061-01-5	
trans-1,3-Dichloropropene	ND	ug/L	1.0	0.12	1		07/23/15 22:01	10061-02-6	
Ethylbenzene	ND	ug/L	1.0	0.18	1		07/23/15 22:01	100-41-4	
2-Hexanone	ND	ug/L	10.0	1.2	1		07/23/15 22:01	591-78-6	
Methylene chloride	ND	ug/L	1.0	0.15	1		07/23/15 22:01	75-09-2	
4-Methyl-2-pentanone (MIBK)	ND	ug/L	10.0	0.42	1		07/23/15 22:01	108-10-1	
Styrene	ND	ug/L	1.0	0.12	1		07/23/15 22:01	100-42-5	
1,1,2,2-Tetrachloroethane	ND	ug/L	1.0	0.15	1		07/23/15 22:01	79-34-5	
Tetrachloroethene	ND	ug/L	1.0	0.10	1		07/23/15 22:01	127-18-4	
Toluene	ND	ug/L	1.0	0.17	1		07/23/15 22:01	108-88-3	
1,1,1-Trichloroethane	ND	ug/L	1.0	0.11	1		07/23/15 22:01	71-55-6	
1,1,2-Trichloroethane	ND	ug/L	1.0	0.20	1		07/23/15 22:01	79-00-5	
Trichloroethene	**0.18J**	ug/L	1.0	0.17	1		07/23/15 22:01	79-01-6	
Vinyl chloride	ND	ug/L	1.0	0.13	1		07/23/15 22:01	75-01-4	
Xylene (Total)	ND	ug/L	3.0	0.42	1		07/23/15 22:01	1330-20-7	
Surrogates									
4-Bromofluorobenzene (S)	98	%	80-120		1		07/23/15 22:01	460-00-4	
1,2-Dichloroethane-d4 (S)	100	%	80-120		1		07/23/15 22:01	17060-07-0	
Toluene-d8 (S)	96	%	80-120		1		07/23/15 22:01	2037-26-5	
Preservation pH	**1.0**		0.10	0.10	1		07/23/15 22:01		

REPORT OF LABORATORY ANALYSIS

This report shall not be reproduced, except in full,
without the written consent of Pace Analytical Services, Inc..

Pace Analytical Services, Inc.
9608 Loiret Blvd.
Lenexa, KS 66219
(913)599-5665

ANALYTICAL RESULTS

Project: FORT SMITH, AR
Pace Project No.: 60199011

Sample: MW-27-201507 **Lab ID: 60199011008** Collected: 07/22/15 13:25 Received: 07/23/15 02:49 Matrix: Water

Parameters	Results	Units	Report Limit	MDL	DF	Prepared	Analyzed	CAS No.	Qual
2320B Alkalinity	Analytical Method: SM 2320B								
Alkalinity,Bicarbonate (CaCO3)	**39.2**	mg/L	20.0	2.0	1		07/31/15 14:41		
Alkalinity, Carbonate (CaCO3)	ND	mg/L	20.0	2.0	1		07/31/15 14:41		
Alkalinity, Total as CaCO3	**39.2**	mg/L	20.0	2.0	1		07/31/15 14:41		
Iron, Ferric (Calculation)	Analytical Method: SM 3500-Fe B#4								
Iron, Ferric	**0.65**	mg/L	0.20		1		08/06/15 00:00	7439-89-6	
4500H+ pH, Electrometric	Analytical Method: SM 4500-H+B								
pH at 25 Degrees C	**6.6**	Std. Units	0.10	0.10	1		07/22/15 19:30		1e,H6
4500S2D Sulfide, Total	Analytical Method: SM 4500-S-2 D								
Sulfide, Total	ND	mg/L	0.050	0.012	1		07/27/15 10:12	18496-25-8	
300.0 IC Anions 28 Days	Analytical Method: EPA 300.0								
Chloride	**6.5**	mg/L	1.0	0.50	1		07/29/15 01:16	16887-00-6	
Sulfate	**8.3**	mg/L	1.0	0.24	1		07/29/15 01:16	14808-79-8	
350.1 Ammonia	Analytical Method: EPA 350.1								
Nitrogen, Ammonia	ND	mg/L	0.10	0.033	1		07/28/15 16:00	7664-41-7	
353.2 Nitrogen, NO2/NO3 unpres	Analytical Method: EPA 353.2								
Nitrogen, Nitrate	**0.74**	mg/L	0.10	0.014	1		07/23/15 12:23		
Nitrogen, Nitrite	ND	mg/L	0.10	0.023	1		07/23/15 12:23		
Nitrogen, NO2 plus NO3	**0.74**	mg/L	0.10	0.014	1		07/23/15 12:23		
Total Carbon Dioxide Calc	Analytical Method: SM 4500-CO2 D								
Carbon Dioxide Calculation	**56.5**	mg/L	20.0	20.0	1		07/30/15 00:00		
5310C TOC	Analytical Method: SM 5310C								
Total Organic Carbon	**3.1**	mg/L	1.0	0.46	1		08/05/15 11:28	7440-44-0	
SM4500P-E, Total Phosphorus	Analytical Method: SM 4500-P E Preparation Method: SM4500-P B								
Phosphate as P04	**0.070**	mg/L	0.030	0.010	1	07/29/15 13:07	07/29/15 15:50		

REPORT OF LABORATORY ANALYSIS

This report shall not be reproduced, except in full,
without the written consent of Pace Analytical Services, Inc..

Pace Analytical Services, Inc.
9608 Loiret Blvd.
Lenexa, KS 66219
(913)599-5665

ANALYTICAL RESULTS

Project: FORT SMITH, AR
Pace Project No.: 60199011

Sample: ITMW-15-201507 **Lab ID: 60199011009** Collected: 07/22/15 13:30 Received: 07/23/15 02:49 Matrix: Water

Parameters	Results	Units	Report Limit	MDL	DF	Prepared	Analyzed	CAS No.	Qual
Alcohol by Direct Inject GCFID	Analytical Method: EPA 8015 - Alcohol								
2-Chloroethanol	ND	ug/L	10000	1980	1		07/29/15 01:02	107-07-3	
6010 MET ICP	Analytical Method: EPA 6010 Preparation Method: EPA 3010								
Iron	**71.9**	ug/L	50.0	9.0	1	07/24/15 14:45	07/27/15 12:32	7439-89-6	
Manganese	**3.6J**	ug/L	5.0	2.4	1	07/24/15 14:45	07/27/15 12:32	7439-96-5	
8260 MSV	Analytical Method: EPA 5030B/8260								
Acetone	**13.5**	ug/L	10.0	1.9	1		07/23/15 22:16	67-64-1	B
Benzene	ND	ug/L	1.0	0.060	1		07/23/15 22:16	71-43-2	
Bromodichloromethane	ND	ug/L	1.0	0.19	1		07/23/15 22:16	75-27-4	
Bromoform	ND	ug/L	1.0	0.070	1		07/23/15 22:16	75-25-2	
Bromomethane	ND	ug/L	5.0	0.16	1		07/23/15 22:16	74-83-9	
2-Butanone (MEK)	ND	ug/L	10.0	0.59	1		07/23/15 22:16	78-93-3	
Carbon disulfide	ND	ug/L	5.0	0.12	1		07/23/15 22:16	75-15-0	
Carbon tetrachloride	ND	ug/L	1.0	0.18	1		07/23/15 22:16	56-23-5	
Chlorobenzene	ND	ug/L	1.0	0.21	1		07/23/15 22:16	108-90-7	
Chloroethane	ND	ug/L	1.0	0.15	1		07/23/15 22:16	75-00-3	
Chloroform	ND	ug/L	1.0	0.14	1		07/23/15 22:16	67-66-3	
Chloromethane	ND	ug/L	1.0	0.080	1		07/23/15 22:16	74-87-3	L3
Dibromochloromethane	ND	ug/L	1.0	0.21	1		07/23/15 22:16	124-48-1	
1,1-Dichloroethane	ND	ug/L	1.0	0.050	1		07/23/15 22:16	75-34-3	
1,2-Dichloroethane	ND	ug/L	1.0	0.12	1		07/23/15 22:16	107-06-2	
1,1-Dichloroethene	**0.31J**	ug/L	1.0	0.20	1		07/23/15 22:16	75-35-4	
cis-1,2-Dichloroethene	**22.4**	ug/L	1.0	0.080	1		07/23/15 22:16	156-59-2	
trans-1,2-Dichloroethene	**1.0**	ug/L	1.0	0.20	1		07/23/15 22:16	156-60-5	
1,2-Dichloropropane	ND	ug/L	1.0	0.16	1		07/23/15 22:16	78-87-5	
cis-1,3-Dichloropropene	ND	ug/L	1.0	0.14	1		07/23/15 22:16	10061-01-5	
trans-1,3-Dichloropropene	ND	ug/L	1.0	0.12	1		07/23/15 22:16	10061-02-6	
Ethylbenzene	ND	ug/L	1.0	0.18	1		07/23/15 22:16	100-41-4	
2-Hexanone	ND	ug/L	10.0	1.2	1		07/23/15 22:16	591-78-6	
Methylene chloride	ND	ug/L	1.0	0.15	1		07/23/15 22:16	75-09-2	
4-Methyl-2-pentanone (MIBK)	ND	ug/L	10.0	0.42	1		07/23/15 22:16	108-10-1	
Styrene	ND	ug/L	1.0	0.12	1		07/23/15 22:16	100-42-5	
1,1,2,2-Tetrachloroethane	ND	ug/L	1.0	0.15	1		07/23/15 22:16	79-34-5	
Tetrachloroethene	ND	ug/L	1.0	0.10	1		07/23/15 22:16	127-18-4	
Toluene	ND	ug/L	1.0	0.17	1		07/23/15 22:16	108-88-3	
1,1,1-Trichloroethane	ND	ug/L	1.0	0.11	1		07/23/15 22:16	71-55-6	
1,1,2-Trichloroethane	ND	ug/L	1.0	0.20	1		07/23/15 22:16	79-00-5	
Trichloroethene	**110**	ug/L	1.0	0.17	1		07/23/15 22:16	79-01-6	
Vinyl chloride	**1.3**	ug/L	1.0	0.13	1		07/23/15 22:16	75-01-4	
Xylene (Total)	ND	ug/L	3.0	0.42	1		07/23/15 22:16	1330-20-7	
Surrogates									
4-Bromofluorobenzene (S)	98	%	80-120		1		07/23/15 22:16	460-00-4	
1,2-Dichloroethane-d4 (S)	99	%	80-120		1		07/23/15 22:16	17060-07-0	
Toluene-d8 (S)	98	%	80-120		1		07/23/15 22:16	2037-26-5	
Preservation pH	**1.0**		0.10	0.10	1		07/23/15 22:16		

REPORT OF LABORATORY ANALYSIS

This report shall not be reproduced, except in full,
without the written consent of Pace Analytical Services, Inc..

Pace Analytical Services, Inc.
9608 Loiret Blvd.
Lenexa, KS 66219
(913)599-5665

ANALYTICAL RESULTS

Project: FORT SMITH, AR
Pace Project No.: 60199011

Sample: ITMW-15-201507 **Lab ID: 60199011009** Collected: 07/22/15 13:30 Received: 07/23/15 02:49 Matrix: Water

Parameters	Results	Units	Report Limit	MDL	DF	Prepared	Analyzed	CAS No.	Qual
2320B Alkalinity	Analytical Method: SM 2320B								
Alkalinity,Bicarbonate (CaCO3)	ND	mg/L	20.0	2.0	1		07/31/15 14:48		
Alkalinity, Carbonate (CaCO3)	**44.5**	mg/L	20.0	2.0	1		07/31/15 14:48		
Alkalinity, Total as CaCO3	**64.8**	mg/L	20.0	2.0	1		07/31/15 14:48		
Iron, Ferric (Calculation)	Analytical Method: SM 3500-Fe B#4								
Iron, Ferric	**0.72**	mg/L	0.20		1		08/06/15 00:00	7439-89-6	
4500H+ pH, Electrometric	Analytical Method: SM 4500-H+B								
pH at 25 Degrees C	**11.1**	Std. Units	0.10	0.10	1		07/22/15 19:30		1e,H6
4500S2D Sulfide, Total	Analytical Method: SM 4500-S-2 D								
Sulfide, Total	ND	mg/L	0.050	0.012	1		07/27/15 10:13	18496-25-8	
300.0 IC Anions 28 Days	Analytical Method: EPA 300.0								
Chloride	**2.7**	mg/L	1.0	0.50	1		07/29/15 01:30	16887-00-6	
Sulfate	**2.6**	mg/L	1.0	0.24	1		07/29/15 01:30	14808-79-8	
350.1 Ammonia	Analytical Method: EPA 350.1								
Nitrogen, Ammonia	**0.15**	mg/L	0.10	0.033	1		07/28/15 16:01	7664-41-7	
353.2 Nitrogen, NO2/NO3 unpres	Analytical Method: EPA 353.2								
Nitrogen, Nitrate	**0.15**	mg/L	0.10	0.014	1		07/23/15 12:24		
Nitrogen, Nitrite	ND	mg/L	0.10	0.023	1		07/23/15 12:24		
Nitrogen, NO2 plus NO3	**0.15**	mg/L	0.10	0.014	1		07/23/15 12:24		
Total Carbon Dioxide Calc	Analytical Method: SM 4500-CO2 D								
Carbon Dioxide Calculation	ND	mg/L	20.0	20.0	1		07/30/15 00:00		
5310C TOC	Analytical Method: SM 5310C								
Total Organic Carbon	**1.5**	mg/L	1.0	0.46	1		08/05/15 11:41	7440-44-0	
SM4500P-E, Total Phosphorus	Analytical Method: SM 4500-P E Preparation Method: SM4500-P B								
Phosphate as P04	**0.066**	mg/L	0.030	0.010	1	07/29/15 13:07	07/29/15 15:50		

REPORT OF LABORATORY ANALYSIS

This report shall not be reproduced, except in full,
without the written consent of Pace Analytical Services, Inc..

Pace Analytical Services, Inc.
9608 Loiret Blvd.
Lenexa, KS 66219
(913)599-5665

ANALYTICAL RESULTS

Project: FORT SMITH, AR
Pace Project No.: 60199011

Sample: ITMW-1-201507 **Lab ID: 60199011010** Collected: 07/22/15 10:35 Received: 07/23/15 02:49 Matrix: Water

Parameters	Results	Units	Report Limit	MDL	DF	Prepared	Analyzed	CAS No.	Qual
Alcohol by Direct Inject GCFID	Analytical Method: EPA 8015 - Alcohol								
2-Chloroethanol	ND	ug/L	10000	1980	1		07/29/15 01:13	107-07-3	
6010 MET ICP	Analytical Method: EPA 6010 Preparation Method: EPA 3010								
Iron	ND	ug/L	50.0	9.0	1	07/24/15 14:45	07/27/15 12:36	7439-89-6	
Manganese	**5.4**	ug/L	5.0	2.4	1	07/24/15 14:45	07/27/15 12:36	7439-96-5	
8260 MSV	Analytical Method: EPA 5030B/8260								
Acetone	ND	ug/L	10.0	1.9	1		07/23/15 22:31	67-64-1	
Benzene	ND	ug/L	1.0	0.060	1		07/23/15 22:31	71-43-2	
Bromodichloromethane	ND	ug/L	1.0	0.19	1		07/23/15 22:31	75-27-4	
Bromoform	ND	ug/L	1.0	0.070	1		07/23/15 22:31	75-25-2	
Bromomethane	ND	ug/L	5.0	0.16	1		07/23/15 22:31	74-83-9	
2-Butanone (MEK)	ND	ug/L	10.0	0.59	1		07/23/15 22:31	78-93-3	
Carbon disulfide	ND	ug/L	5.0	0.12	1		07/23/15 22:31	75-15-0	
Carbon tetrachloride	ND	ug/L	1.0	0.18	1		07/23/15 22:31	56-23-5	
Chlorobenzene	ND	ug/L	1.0	0.21	1		07/23/15 22:31	108-90-7	
Chloroethane	ND	ug/L	1.0	0.15	1		07/23/15 22:31	75-00-3	
Chloroform	ND	ug/L	1.0	0.14	1		07/23/15 22:31	67-66-3	
Chloromethane	ND	ug/L	1.0	0.080	1		07/23/15 22:31	74-87-3	L3
Dibromochloromethane	ND	ug/L	1.0	0.21	1		07/23/15 22:31	124-48-1	
1,1-Dichloroethane	**0.34J**	ug/L	1.0	0.050	1		07/23/15 22:31	75-34-3	
1,2-Dichloroethane	ND	ug/L	1.0	0.12	1		07/23/15 22:31	107-06-2	
1,1-Dichloroethene	ND	ug/L	1.0	0.20	1		07/23/15 22:31	75-35-4	
cis-1,2-Dichloroethene	**5.3**	ug/L	1.0	0.080	1		07/23/15 22:31	156-59-2	
trans-1,2-Dichloroethene	**0.48J**	ug/L	1.0	0.20	1		07/23/15 22:31	156-60-5	
1,2-Dichloropropane	ND	ug/L	1.0	0.16	1		07/23/15 22:31	78-87-5	
cis-1,3-Dichloropropene	ND	ug/L	1.0	0.14	1		07/23/15 22:31	10061-01-5	
trans-1,3-Dichloropropene	ND	ug/L	1.0	0.12	1		07/23/15 22:31	10061-02-6	
Ethylbenzene	ND	ug/L	1.0	0.18	1		07/23/15 22:31	100-41-4	
2-Hexanone	ND	ug/L	10.0	1.2	1		07/23/15 22:31	591-78-6	
Methylene chloride	ND	ug/L	1.0	0.15	1		07/23/15 22:31	75-09-2	
4-Methyl-2-pentanone (MIBK)	ND	ug/L	10.0	0.42	1		07/23/15 22:31	108-10-1	
Styrene	ND	ug/L	1.0	0.12	1		07/23/15 22:31	100-42-5	
1,1,2,2-Tetrachloroethane	ND	ug/L	1.0	0.15	1		07/23/15 22:31	79-34-5	
Tetrachloroethene	ND	ug/L	1.0	0.10	1		07/23/15 22:31	127-18-4	
Toluene	ND	ug/L	1.0	0.17	1		07/23/15 22:31	108-88-3	
1,1,1-Trichloroethane	ND	ug/L	1.0	0.11	1		07/23/15 22:31	71-55-6	
1,1,2-Trichloroethane	ND	ug/L	1.0	0.20	1		07/23/15 22:31	79-00-5	
Trichloroethene	**10.5**	ug/L	1.0	0.17	1		07/23/15 22:31	79-01-6	
Vinyl chloride	ND	ug/L	1.0	0.13	1		07/23/15 22:31	75-01-4	
Xylene (Total)	ND	ug/L	3.0	0.42	1		07/23/15 22:31	1330-20-7	
Surrogates									
4-Bromofluorobenzene (S)	102	%	80-120		1		07/23/15 22:31	460-00-4	
1,2-Dichloroethane-d4 (S)	97	%	80-120		1		07/23/15 22:31	17060-07-0	
Toluene-d8 (S)	100	%	80-120		1		07/23/15 22:31	2037-26-5	
Preservation pH	**1.0**		0.10	0.10	1		07/23/15 22:31		

REPORT OF LABORATORY ANALYSIS

This report shall not be reproduced, except in full,
without the written consent of Pace Analytical Services, Inc..

Pace Analytical Services, Inc.
9608 Loiret Blvd.
Lenexa, KS 66219
(913)599-5665

ANALYTICAL RESULTS

Project: FORT SMITH, AR
Pace Project No.: 60199011

Sample: ITMW-1-201507 **Lab ID: 60199011010** Collected: 07/22/15 10:35 Received: 07/23/15 02:49 Matrix: Water

Parameters	Results	Units	Report Limit	MDL	DF	Prepared	Analyzed	CAS No.	Qual
2320B Alkalinity	Analytical Method: SM 2320B								
Alkalinity,Bicarbonate (CaCO3)	**69.4**	mg/L	20.0	2.0	1		07/31/15 14:51		
Alkalinity, Carbonate (CaCO3)	ND	mg/L	20.0	2.0	1		07/31/15 14:51		
Alkalinity, Total as CaCO3	**69.4**	mg/L	20.0	2.0	1		07/31/15 14:51		
Iron, Ferric (Calculation)	Analytical Method: SM 3500-Fe B#4								
Iron, Ferric	ND	mg/L	0.20		1		08/06/15 00:00	7439-89-6	
4500H+ pH, Electrometric	Analytical Method: SM 4500-H+B								
pH at 25 Degrees C	**6.0**	Std. Units	0.10	0.10	1		07/22/15 19:30		1e,H6
4500S2D Sulfide, Total	Analytical Method: SM 4500-S-2 D								
Sulfide, Total	ND	mg/L	0.050	0.012	1		07/27/15 10:13	18496-25-8	
300.0 IC Anions 28 Days	Analytical Method: EPA 300.0								
Chloride	**87.8**	mg/L	5.0	2.5	5		07/29/15 01:57	16887-00-6	
Sulfate	**20.8**	mg/L	2.0	0.47	2		07/29/15 01:44	14808-79-8	
350.1 Ammonia	Analytical Method: EPA 350.1								
Nitrogen, Ammonia	ND	mg/L	0.10	0.033	1		07/28/15 16:02	7664-41-7	
353.2 Nitrogen, NO2/NO3 unpres	Analytical Method: EPA 353.2								
Nitrogen, Nitrate	**0.81**	mg/L	0.10	0.014	1		07/23/15 12:24		
Nitrogen, Nitrite	ND	mg/L	0.10	0.023	1		07/23/15 12:24		
Nitrogen, NO2 plus NO3	**0.81**	mg/L	0.10	0.014	1		07/23/15 12:24		
Total Carbon Dioxide Calc	Analytical Method: SM 4500-CO2 D								
Carbon Dioxide Calculation	**203**	mg/L	20.0	20.0	1		07/30/15 00:00		
5310C TOC	Analytical Method: SM 5310C								
Total Organic Carbon	ND	mg/L	1.0	0.46	1		08/05/15 11:54	7440-44-0	
SM4500P-E, Total Phosphorus	Analytical Method: SM 4500-P E Preparation Method: SM4500-P B								
Phosphate as P04	ND	mg/L	0.030	0.010	1	07/29/15 13:07	07/29/15 15:50		

REPORT OF LABORATORY ANALYSIS

This report shall not be reproduced, except in full,
without the written consent of Pace Analytical Services, Inc..

Pace Analytical Services, Inc.
9608 Loiret Blvd.
Lenexa, KS 66219
(913)599-5665

ANALYTICAL RESULTS

Project: FORT SMITH, AR
Pace Project No.: 60199011

Sample: TB-09-201507 **Lab ID: 60199011011** Collected: 07/22/15 08:00 Received: 07/23/15 02:49 Matrix: Water

Parameters	Results	Units	Report Limit	MDL	DF	Prepared	Analyzed	CAS No.	Qual
8260 MSV	Analytical Method: EPA 5030B/8260								
Acetone	**3.0J**	ug/L	10.0	1.9	1		07/23/15 20:32	67-64-1	B
Benzene	ND	ug/L	1.0	0.060	1		07/23/15 20:32	71-43-2	
Bromodichloromethane	ND	ug/L	1.0	0.19	1		07/23/15 20:32	75-27-4	
Bromoform	ND	ug/L	1.0	0.070	1		07/23/15 20:32	75-25-2	
Bromomethane	ND	ug/L	5.0	0.16	1		07/23/15 20:32	74-83-9	
2-Butanone (MEK)	ND	ug/L	10.0	0.59	1		07/23/15 20:32	78-93-3	
Carbon disulfide	ND	ug/L	5.0	0.12	1		07/23/15 20:32	75-15-0	
Carbon tetrachloride	ND	ug/L	1.0	0.18	1		07/23/15 20:32	56-23-5	
Chlorobenzene	ND	ug/L	1.0	0.21	1		07/23/15 20:32	108-90-7	
Chloroethane	ND	ug/L	1.0	0.15	1		07/23/15 20:32	75-00-3	
Chloroform	ND	ug/L	1.0	0.14	1		07/23/15 20:32	67-66-3	
Chloromethane	ND	ug/L	1.0	0.080	1		07/23/15 20:32	74-87-3	L3
Dibromochloromethane	ND	ug/L	1.0	0.21	1		07/23/15 20:32	124-48-1	
1,1-Dichloroethane	ND	ug/L	1.0	0.050	1		07/23/15 20:32	75-34-3	
1,2-Dichloroethane	ND	ug/L	1.0	0.12	1		07/23/15 20:32	107-06-2	
1,1-Dichloroethene	ND	ug/L	1.0	0.20	1		07/23/15 20:32	75-35-4	
cis-1,2-Dichloroethene	ND	ug/L	1.0	0.080	1		07/23/15 20:32	156-59-2	
trans-1,2-Dichloroethene	ND	ug/L	1.0	0.20	1		07/23/15 20:32	156-60-5	
1,2-Dichloropropane	ND	ug/L	1.0	0.16	1		07/23/15 20:32	78-87-5	
cis-1,3-Dichloropropene	ND	ug/L	1.0	0.14	1		07/23/15 20:32	10061-01-5	
trans-1,3-Dichloropropene	ND	ug/L	1.0	0.12	1		07/23/15 20:32	10061-02-6	
Ethylbenzene	ND	ug/L	1.0	0.18	1		07/23/15 20:32	100-41-4	
2-Hexanone	ND	ug/L	10.0	1.2	1		07/23/15 20:32	591-78-6	
Methylene chloride	ND	ug/L	1.0	0.15	1		07/23/15 20:32	75-09-2	
4-Methyl-2-pentanone (MIBK)	ND	ug/L	10.0	0.42	1		07/23/15 20:32	108-10-1	
Styrene	ND	ug/L	1.0	0.12	1		07/23/15 20:32	100-42-5	
1,1,2,2-Tetrachloroethane	ND	ug/L	1.0	0.15	1		07/23/15 20:32	79-34-5	
Tetrachloroethene	ND	ug/L	1.0	0.10	1		07/23/15 20:32	127-18-4	
Toluene	ND	ug/L	1.0	0.17	1		07/23/15 20:32	108-88-3	
1,1,1-Trichloroethane	ND	ug/L	1.0	0.11	1		07/23/15 20:32	71-55-6	
1,1,2-Trichloroethane	ND	ug/L	1.0	0.20	1		07/23/15 20:32	79-00-5	
Trichloroethene	ND	ug/L	1.0	0.17	1		07/23/15 20:32	79-01-6	
Vinyl chloride	ND	ug/L	1.0	0.13	1		07/23/15 20:32	75-01-4	
Xylene (Total)	ND	ug/L	3.0	0.42	1		07/23/15 20:32	1330-20-7	
Surrogates									
4-Bromofluorobenzene (S)	101	%	80-120		1		07/23/15 20:32	460-00-4	
1,2-Dichloroethane-d4 (S)	95	%	80-120		1		07/23/15 20:32	17060-07-0	
Toluene-d8 (S)	102	%	80-120		1		07/23/15 20:32	2037-26-5	
Preservation pH	**1.0**		0.10	0.10	1		07/23/15 20:32		

REPORT OF LABORATORY ANALYSIS

This report shall not be reproduced, except in full,
without the written consent of Pace Analytical Services, Inc..

Pace Analytical Services, Inc.
9608 Loiret Blvd.
Lenexa, KS 66219
(913)599-5665

ANALYTICAL RESULTS

Project: FORT SMITH, AR
Pace Project No.: 60199011

Sample: ITMW-2-201507 **Lab ID: 60199011012** Collected: 07/22/15 08:50 Received: 07/23/15 02:49 Matrix: Water

Parameters	Results	Units	Report Limit	MDL	DF	Prepared	Analyzed	CAS No.	Qual
Alcohol by Direct Inject GCFID	Analytical Method: EPA 8015 - Alcohol								
2-Chloroethanol	ND	ug/L	10000	1980	1		07/29/15 01:24	107-07-3	
6010 MET ICP	Analytical Method: EPA 6010 Preparation Method: EPA 3010								
Iron	**509**	ug/L	50.0	9.0	1	07/24/15 14:45	07/27/15 12:39	7439-89-6	
Manganese	**45.4**	ug/L	5.0	2.4	1	07/24/15 14:45	07/27/15 13:36	7439-96-5	
8260 MSV	Analytical Method: EPA 5030B/8260								
Acetone	ND	ug/L	10.0	1.9	1		07/23/15 22:46	67-64-1	
Benzene	ND	ug/L	1.0	0.060	1		07/23/15 22:46	71-43-2	
Bromodichloromethane	ND	ug/L	1.0	0.19	1		07/23/15 22:46	75-27-4	
Bromoform	ND	ug/L	1.0	0.070	1		07/23/15 22:46	75-25-2	
Bromomethane	ND	ug/L	5.0	0.16	1		07/23/15 22:46	74-83-9	
2-Butanone (MEK)	ND	ug/L	10.0	0.59	1		07/23/15 22:46	78-93-3	
Carbon disulfide	ND	ug/L	5.0	0.12	1		07/23/15 22:46	75-15-0	
Carbon tetrachloride	ND	ug/L	1.0	0.18	1		07/23/15 22:46	56-23-5	
Chlorobenzene	ND	ug/L	1.0	0.21	1		07/23/15 22:46	108-90-7	
Chloroethane	ND	ug/L	1.0	0.15	1		07/23/15 22:46	75-00-3	
Chloroform	ND	ug/L	1.0	0.14	1		07/23/15 22:46	67-66-3	
Chloromethane	ND	ug/L	1.0	0.080	1		07/23/15 22:46	74-87-3	L3
Dibromochloromethane	ND	ug/L	1.0	0.21	1		07/23/15 22:46	124-48-1	
1,1-Dichloroethane	ND	ug/L	1.0	0.050	1		07/23/15 22:46	75-34-3	
1,2-Dichloroethane	ND	ug/L	1.0	0.12	1		07/23/15 22:46	107-06-2	
1,1-Dichloroethene	ND	ug/L	1.0	0.20	1		07/23/15 22:46	75-35-4	
cis-1,2-Dichloroethene	**0.26J**	ug/L	1.0	0.080	1		07/23/15 22:46	156-59-2	
trans-1,2-Dichloroethene	ND	ug/L	1.0	0.20	1		07/23/15 22:46	156-60-5	
1,2-Dichloropropane	ND	ug/L	1.0	0.16	1		07/23/15 22:46	78-87-5	
cis-1,3-Dichloropropene	ND	ug/L	1.0	0.14	1		07/23/15 22:46	10061-01-5	
trans-1,3-Dichloropropene	ND	ug/L	1.0	0.12	1		07/23/15 22:46	10061-02-6	
Ethylbenzene	ND	ug/L	1.0	0.18	1		07/23/15 22:46	100-41-4	
2-Hexanone	ND	ug/L	10.0	1.2	1		07/23/15 22:46	591-78-6	
Methylene chloride	ND	ug/L	1.0	0.15	1		07/23/15 22:46	75-09-2	
4-Methyl-2-pentanone (MIBK)	ND	ug/L	10.0	0.42	1		07/23/15 22:46	108-10-1	
Styrene	ND	ug/L	1.0	0.12	1		07/23/15 22:46	100-42-5	
1,1,2,2-Tetrachloroethane	ND	ug/L	1.0	0.15	1		07/23/15 22:46	79-34-5	
Tetrachloroethene	ND	ug/L	1.0	0.10	1		07/23/15 22:46	127-18-4	
Toluene	ND	ug/L	1.0	0.17	1		07/23/15 22:46	108-88-3	
1,1,1-Trichloroethane	ND	ug/L	1.0	0.11	1		07/23/15 22:46	71-55-6	
1,1,2-Trichloroethane	ND	ug/L	1.0	0.20	1		07/23/15 22:46	79-00-5	
Trichloroethene	**0.24J**	ug/L	1.0	0.17	1		07/23/15 22:46	79-01-6	
Vinyl chloride	ND	ug/L	1.0	0.13	1		07/23/15 22:46	75-01-4	
Xylene (Total)	ND	ug/L	3.0	0.42	1		07/23/15 22:46	1330-20-7	
Surrogates									
4-Bromofluorobenzene (S)	99	%	80-120		1		07/23/15 22:46	460-00-4	
1,2-Dichloroethane-d4 (S)	97	%	80-120		1		07/23/15 22:46	17060-07-0	
Toluene-d8 (S)	98	%	80-120		1		07/23/15 22:46	2037-26-5	
Preservation pH	**1.0**		0.10	0.10	1		07/23/15 22:46		

REPORT OF LABORATORY ANALYSIS

This report shall not be reproduced, except in full,
without the written consent of Pace Analytical Services, Inc..

Pace Analytical Services, Inc.
9608 Loiret Blvd.
Lenexa, KS 66219
(913)599-5665

ANALYTICAL RESULTS

Project: FORT SMITH, AR
Pace Project No.: 60199011

Sample: ITMW-2-201507 **Lab ID: 60199011012** Collected: 07/22/15 08:50 Received: 07/23/15 02:49 Matrix: Water

Parameters	Results	Units	Report Limit	MDL	DF	Prepared	Analyzed	CAS No.	Qual
2320B Alkalinity	Analytical Method: SM 2320B								
Alkalinity,Bicarbonate (CaCO3)	**58.7**	mg/L	20.0	2.0	1		07/31/15 14:54		
Alkalinity, Carbonate (CaCO3)	ND	mg/L	20.0	2.0	1		07/31/15 14:54		
Alkalinity, Total as CaCO3	**58.7**	mg/L	20.0	2.0	1		07/31/15 14:54		
Iron, Ferric (Calculation)	Analytical Method: SM 3500-Fe B#4								
Iron, Ferric	**0.51**	mg/L	0.20		1		08/06/15 00:00	7439-89-6	
4500H+ pH, Electrometric	Analytical Method: SM 4500-H+B								
pH at 25 Degrees C	**5.9**	Std. Units	0.10	0.10	1		07/22/15 19:30		1e,H6
4500S2D Sulfide, Total	Analytical Method: SM 4500-S-2 D								
Sulfide, Total	ND	mg/L	0.050	0.012	1		07/27/15 10:14	18496-25-8	
300.0 IC Anions 28 Days	Analytical Method: EPA 300.0								
Chloride	**133**	mg/L	20.0	10.0	20		07/28/15 18:40	16887-00-6	
Sulfate	**19.2**	mg/L	2.0	0.47	2		07/29/15 02:38	14808-79-8	
350.1 Ammonia	Analytical Method: EPA 350.1								
Nitrogen, Ammonia	**0.035J**	mg/L	0.10	0.033	1		07/28/15 16:04	7664-41-7	
353.2 Nitrogen, NO2/NO3 unpres	Analytical Method: EPA 353.2								
Nitrogen, Nitrate	**0.93**	mg/L	0.10	0.014	1		07/23/15 12:27		
Nitrogen, Nitrite	ND	mg/L	0.10	0.023	1		07/23/15 12:27		
Nitrogen, NO2 plus NO3	**0.93**	mg/L	0.10	0.014	1		07/23/15 12:27		
Total Carbon Dioxide Calc	Analytical Method: SM 4500-CO2 D								
Carbon Dioxide Calculation	**186**	mg/L	20.0	20.0	1		07/30/15 00:00		
5310C TOC	Analytical Method: SM 5310C								
Total Organic Carbon	ND	mg/L	1.0	0.46	1		08/05/15 12:07	7440-44-0	
SM4500P-E, Total Phosphorus	Analytical Method: SM 4500-P E Preparation Method: SM4500-P B								
Phosphate as P04	**0.032**	mg/L	0.030	0.010	1	07/29/15 13:07	07/29/15 15:50		

REPORT OF LABORATORY ANALYSIS

This report shall not be reproduced, except in full,
without the written consent of Pace Analytical Services, Inc..

Pace Analytical Services, Inc.
9608 Loiret Blvd.
Lenexa, KS 66219
(913)599-5665

ANALYTICAL RESULTS

Project: FORT SMITH, AR
Pace Project No.: 60199011

Sample: ITMW-14-201507 **Lab ID: 60199011013** Collected: 07/22/15 11:05 Received: 07/23/15 02:49 Matrix: Water

Parameters	Results	Units	Report Limit	MDL	DF	Prepared	Analyzed	CAS No.	Qual
Alcohol by Direct Inject GCFID	Analytical Method: EPA 8015 - Alcohol								
2-Chloroethanol	ND	ug/L	10000	1980	1		07/29/15 01:36	107-07-3	
6010 MET ICP	Analytical Method: EPA 6010 Preparation Method: EPA 3010								
Iron	**490**	ug/L	50.0	9.0	1	07/24/15 14:45	07/27/15 12:43	7439-89-6	
Manganese	**9.4**	ug/L	5.0	2.4	1	07/24/15 14:45	07/27/15 12:43	7439-96-5	
8260 MSV	Analytical Method: EPA 5030B/8260								
Acetone	ND	ug/L	10.0	1.9	1		07/23/15 23:01	67-64-1	
Benzene	ND	ug/L	1.0	0.060	1		07/23/15 23:01	71-43-2	
Bromodichloromethane	ND	ug/L	1.0	0.19	1		07/23/15 23:01	75-27-4	
Bromoform	ND	ug/L	1.0	0.070	1		07/23/15 23:01	75-25-2	
Bromomethane	ND	ug/L	5.0	0.16	1		07/23/15 23:01	74-83-9	
2-Butanone (MEK)	ND	ug/L	10.0	0.59	1		07/23/15 23:01	78-93-3	
Carbon disulfide	ND	ug/L	5.0	0.12	1		07/23/15 23:01	75-15-0	
Carbon tetrachloride	ND	ug/L	1.0	0.18	1		07/23/15 23:01	56-23-5	
Chlorobenzene	ND	ug/L	1.0	0.21	1		07/23/15 23:01	108-90-7	
Chloroethane	ND	ug/L	1.0	0.15	1		07/23/15 23:01	75-00-3	
Chloroform	ND	ug/L	1.0	0.14	1		07/23/15 23:01	67-66-3	
Chloromethane	ND	ug/L	1.0	0.080	1		07/23/15 23:01	74-87-3	L3
Dibromochloromethane	ND	ug/L	1.0	0.21	1		07/23/15 23:01	124-48-1	
1,1-Dichloroethane	ND	ug/L	1.0	0.050	1		07/23/15 23:01	75-34-3	
1,2-Dichloroethane	**0.60J**	ug/L	1.0	0.12	1		07/23/15 23:01	107-06-2	
1,1-Dichloroethene	ND	ug/L	1.0	0.20	1		07/23/15 23:01	75-35-4	
cis-1,2-Dichloroethene	**9.6**	ug/L	1.0	0.080	1		07/23/15 23:01	156-59-2	
trans-1,2-Dichloroethene	**0.66J**	ug/L	1.0	0.20	1		07/23/15 23:01	156-60-5	
1,2-Dichloropropane	ND	ug/L	1.0	0.16	1		07/23/15 23:01	78-87-5	
cis-1,3-Dichloropropene	ND	ug/L	1.0	0.14	1		07/23/15 23:01	10061-01-5	
trans-1,3-Dichloropropene	ND	ug/L	1.0	0.12	1		07/23/15 23:01	10061-02-6	
Ethylbenzene	ND	ug/L	1.0	0.18	1		07/23/15 23:01	100-41-4	
2-Hexanone	ND	ug/L	10.0	1.2	1		07/23/15 23:01	591-78-6	
Methylene chloride	ND	ug/L	1.0	0.15	1		07/23/15 23:01	75-09-2	
4-Methyl-2-pentanone (MIBK)	ND	ug/L	10.0	0.42	1		07/23/15 23:01	108-10-1	
Styrene	ND	ug/L	1.0	0.12	1		07/23/15 23:01	100-42-5	
1,1,2,2-Tetrachloroethane	ND	ug/L	1.0	0.15	1		07/23/15 23:01	79-34-5	
Tetrachloroethene	**19.8**	ug/L	1.0	0.10	1		07/23/15 23:01	127-18-4	
Toluene	ND	ug/L	1.0	0.17	1		07/23/15 23:01	108-88-3	
1,1,1-Trichloroethane	ND	ug/L	1.0	0.11	1		07/23/15 23:01	71-55-6	
1,1,2-Trichloroethane	ND	ug/L	1.0	0.20	1		07/23/15 23:01	79-00-5	
Trichloroethene	**4.3**	ug/L	1.0	0.17	1		07/23/15 23:01	79-01-6	
Vinyl chloride	ND	ug/L	1.0	0.13	1		07/23/15 23:01	75-01-4	
Xylene (Total)	ND	ug/L	3.0	0.42	1		07/23/15 23:01	1330-20-7	
Surrogates									
4-Bromofluorobenzene (S)	98	%	80-120		1		07/23/15 23:01	460-00-4	
1,2-Dichloroethane-d4 (S)	100	%	80-120		1		07/23/15 23:01	17060-07-0	
Toluene-d8 (S)	100	%	80-120		1		07/23/15 23:01	2037-26-5	
Preservation pH	**1.0**		0.10	0.10	1		07/23/15 23:01		

REPORT OF LABORATORY ANALYSIS

This report shall not be reproduced, except in full,
without the written consent of Pace Analytical Services, Inc..

Pace Analytical Services, Inc.
9608 Loiret Blvd.
Lenexa, KS 66219
(913)599-5665

ANALYTICAL RESULTS

Project: FORT SMITH, AR
Pace Project No.: 60199011

Sample: ITMW-14-201507 **Lab ID: 60199011013** Collected: 07/22/15 11:05 Received: 07/23/15 02:49 Matrix: Water

Parameters	Results	Units	Report Limit	MDL	DF	Prepared	Analyzed	CAS No.	Qual
2320B Alkalinity	Analytical Method: SM 2320B								
Alkalinity,Bicarbonate (CaCO3)	**74.0**	mg/L	20.0	2.0	1		07/31/15 14:59		
Alkalinity, Carbonate (CaCO3)	ND	mg/L	20.0	2.0	1		07/31/15 14:59		
Alkalinity, Total as CaCO3	**74.0**	mg/L	20.0	2.0	1		07/31/15 14:59		
Iron, Ferric (Calculation)	Analytical Method: SM 3500-Fe B#4								
Iron, Ferric	**0.38**	mg/L	0.20		1		08/06/15 00:00	7439-89-6	
4500H+ pH, Electrometric	Analytical Method: SM 4500-H+B								
pH at 25 Degrees C	**6.1**	Std. Units	0.10	0.10	1		07/22/15 19:30		1e,H6
4500S2D Sulfide, Total	Analytical Method: SM 4500-S-2 D								
Sulfide, Total	ND	mg/L	0.050	0.012	1		07/27/15 10:15	18496-25-8	
300.0 IC Anions 28 Days	Analytical Method: EPA 300.0								
Chloride	**7.2**	mg/L	1.0	0.50	1		07/29/15 02:52	16887-00-6	
Sulfate	**11.5**	mg/L	1.0	0.24	1		07/29/15 02:52	14808-79-8	
350.1 Ammonia	Analytical Method: EPA 350.1								
Nitrogen, Ammonia	ND	mg/L	0.10	0.033	1		07/28/15 16:05	7664-41-7	
353.2 Nitrogen, NO2/NO3 unpres	Analytical Method: EPA 353.2								
Nitrogen, Nitrate	**0.44**	mg/L	0.10	0.014	1		07/23/15 12:28		
Nitrogen, Nitrite	ND	mg/L	0.10	0.023	1		07/23/15 12:28		
Nitrogen, NO2 plus NO3	**0.44**	mg/L	0.10	0.014	1		07/23/15 12:28		
Total Carbon Dioxide Calc	Analytical Method: SM 4500-CO2 D								
Carbon Dioxide Calculation	**175**	mg/L	20.0	20.0	1		07/30/15 00:00		
5310C TOC	Analytical Method: SM 5310C								
Total Organic Carbon	**0.69J**	mg/L	1.0	0.46	1		08/05/15 12:20	7440-44-0	
SM4500P-E, Total Phosphorus	Analytical Method: SM 4500-P E Preparation Method: SM4500-P B								
Phosphate as P04	**0.066**	mg/L	0.030	0.010	1	07/29/15 13:07	07/29/15 15:51		

REPORT OF LABORATORY ANALYSIS

This report shall not be reproduced, except in full,
without the written consent of Pace Analytical Services, Inc..

Pace Analytical Services, Inc.
9608 Loiret Blvd.
Lenexa, KS 66219
(913)599-5665

ANALYTICAL RESULTS

Project: FORT SMITH, AR
Pace Project No.: 60199011

Sample: ITMW-7-201507 **Lab ID: 60199011014** Collected: 07/22/15 11:20 Received: 07/23/15 02:49 Matrix: Water

Parameters	Results	Units	Report Limit	MDL	DF	Prepared	Analyzed	CAS No.	Qual
Alcohol by Direct Inject GCFID	Analytical Method: EPA 8015 - Alcohol								
2-Chloroethanol	ND	ug/L	10000	1980	1		07/29/15 01:47	107-07-3	
6010 MET ICP	Analytical Method: EPA 6010 Preparation Method: EPA 3010								
Iron	**53.5**	ug/L	50.0	9.0	1	07/24/15 14:45	07/27/15 13:39	7439-89-6	
Manganese	**68.4**	ug/L	5.0	2.4	1	07/24/15 14:45	07/27/15 12:46	7439-96-5	
8260 MSV	Analytical Method: EPA 5030B/8260								
Acetone	**3.5J**	ug/L	10.0	1.9	1		07/23/15 23:16	67-64-1	B
Benzene	ND	ug/L	1.0	0.060	1		07/23/15 23:16	71-43-2	
Bromodichloromethane	ND	ug/L	1.0	0.19	1		07/23/15 23:16	75-27-4	
Bromoform	ND	ug/L	1.0	0.070	1		07/23/15 23:16	75-25-2	
Bromomethane	ND	ug/L	5.0	0.16	1		07/23/15 23:16	74-83-9	
2-Butanone (MEK)	ND	ug/L	10.0	0.59	1		07/23/15 23:16	78-93-3	
Carbon disulfide	ND	ug/L	5.0	0.12	1		07/23/15 23:16	75-15-0	
Carbon tetrachloride	ND	ug/L	1.0	0.18	1		07/23/15 23:16	56-23-5	
Chlorobenzene	**1.7**	ug/L	1.0	0.21	1		07/23/15 23:16	108-90-7	
Chloroethane	ND	ug/L	1.0	0.15	1		07/23/15 23:16	75-00-3	
Chloroform	ND	ug/L	1.0	0.14	1		07/23/15 23:16	67-66-3	
Chloromethane	ND	ug/L	1.0	0.080	1		07/23/15 23:16	74-87-3	L3
Dibromochloromethane	ND	ug/L	1.0	0.21	1		07/23/15 23:16	124-48-1	
1,1-Dichloroethane	ND	ug/L	1.0	0.050	1		07/23/15 23:16	75-34-3	
1,2-Dichloroethane	ND	ug/L	1.0	0.12	1		07/23/15 23:16	107-06-2	
1,1-Dichloroethene	ND	ug/L	1.0	0.20	1		07/23/15 23:16	75-35-4	
cis-1,2-Dichloroethene	**8.3**	ug/L	1.0	0.080	1		07/23/15 23:16	156-59-2	
trans-1,2-Dichloroethene	**0.61J**	ug/L	1.0	0.20	1		07/23/15 23:16	156-60-5	
1,2-Dichloropropane	ND	ug/L	1.0	0.16	1		07/23/15 23:16	78-87-5	
cis-1,3-Dichloropropene	ND	ug/L	1.0	0.14	1		07/23/15 23:16	10061-01-5	
trans-1,3-Dichloropropene	ND	ug/L	1.0	0.12	1		07/23/15 23:16	10061-02-6	
Ethylbenzene	ND	ug/L	1.0	0.18	1		07/23/15 23:16	100-41-4	
2-Hexanone	ND	ug/L	10.0	1.2	1		07/23/15 23:16	591-78-6	
Methylene chloride	ND	ug/L	1.0	0.15	1		07/23/15 23:16	75-09-2	
4-Methyl-2-pentanone (MIBK)	ND	ug/L	10.0	0.42	1		07/23/15 23:16	108-10-1	
Styrene	ND	ug/L	1.0	0.12	1		07/23/15 23:16	100-42-5	
1,1,2,2-Tetrachloroethane	ND	ug/L	1.0	0.15	1		07/23/15 23:16	79-34-5	
Tetrachloroethene	ND	ug/L	1.0	0.10	1		07/23/15 23:16	127-18-4	
Toluene	ND	ug/L	1.0	0.17	1		07/23/15 23:16	108-88-3	
1,1,1-Trichloroethane	ND	ug/L	1.0	0.11	1		07/23/15 23:16	71-55-6	
1,1,2-Trichloroethane	ND	ug/L	1.0	0.20	1		07/23/15 23:16	79-00-5	
Trichloroethene	**26.4**	ug/L	1.0	0.17	1		07/23/15 23:16	79-01-6	
Vinyl chloride	**0.19J**	ug/L	1.0	0.13	1		07/23/15 23:16	75-01-4	
Xylene (Total)	ND	ug/L	3.0	0.42	1		07/23/15 23:16	1330-20-7	
Surrogates									
4-Bromofluorobenzene (S)	99	%	80-120		1		07/23/15 23:16	460-00-4	
1,2-Dichloroethane-d4 (S)	99	%	80-120		1		07/23/15 23:16	17060-07-0	
Toluene-d8 (S)	97	%	80-120		1		07/23/15 23:16	2037-26-5	
Preservation pH	**1.0**		0.10	0.10	1		07/23/15 23:16		

REPORT OF LABORATORY ANALYSIS

This report shall not be reproduced, except in full,
without the written consent of Pace Analytical Services, Inc..

Pace Analytical Services, Inc.
9608 Loiret Blvd.
Lenexa, KS 66219
(913)599-5665

ANALYTICAL RESULTS

Project: FORT SMITH, AR
Pace Project No.: 60199011

Sample: ITMW-7-201507 **Lab ID: 60199011014** Collected: 07/22/15 11:20 Received: 07/23/15 02:49 Matrix: Water

Parameters	Results	Units	Report Limit	MDL	DF	Prepared	Analyzed	CAS No.	Qual
2320B Alkalinity	Analytical Method: SM 2320B								
Alkalinity,Bicarbonate (CaCO3)	**12.4J**	mg/L	20.0	2.0	1		07/31/15 15:02		
Alkalinity, Carbonate (CaCO3)	ND	mg/L	20.0	2.0	1		07/31/15 15:02		
Alkalinity, Total as CaCO3	**12.4J**	mg/L	20.0	2.0	1		07/31/15 15:02		
Iron, Ferric (Calculation)	Analytical Method: SM 3500-Fe B#4								
Iron, Ferric	ND	mg/L	0.20		1		08/06/15 00:00	7439-89-6	
4500H+ pH, Electrometric	Analytical Method: SM 4500-H+B								
pH at 25 Degrees C	**4.9**	Std. Units	0.10	0.10	1		07/22/15 19:30		1e,H6
4500S2D Sulfide, Total	Analytical Method: SM 4500-S-2 D								
Sulfide, Total	ND	mg/L	0.050	0.012	1		07/27/15 10:15	18496-25-8	
300.0 IC Anions 28 Days	Analytical Method: EPA 300.0								
Chloride	**240**	mg/L	20.0	10.0	20		07/28/15 19:07	16887-00-6	
Sulfate	**9.6**	mg/L	1.0	0.24	1		07/29/15 03:06	14808-79-8	
350.1 Ammonia	Analytical Method: EPA 350.1								
Nitrogen, Ammonia	**0.31**	mg/L	0.10	0.033	1		07/28/15 16:06	7664-41-7	
353.2 Nitrogen, NO2/NO3 unpres	Analytical Method: EPA 353.2								
Nitrogen, Nitrate	**2.6**	mg/L	0.10	0.014	1		07/23/15 12:29		
Nitrogen, Nitrite	ND	mg/L	0.10	0.023	1		07/23/15 12:29		
Nitrogen, NO2 plus NO3	**2.6**	mg/L	0.10	0.014	1		07/23/15 12:29		
Total Carbon Dioxide Calc	Analytical Method: SM 4500-CO2 D								
Carbon Dioxide Calculation	ND	mg/L	20.0	20.0	1		07/30/15 00:00		
5310C TOC	Analytical Method: SM 5310C								
Total Organic Carbon	ND	mg/L	1.0	0.46	1		08/05/15 12:33	7440-44-0	
SM4500P-E, Total Phosphorus	Analytical Method: SM 4500-P E Preparation Method: SM4500-P B								
Phosphate as P04	**0.17**	mg/L	0.030	0.010	1	07/29/15 13:07	07/29/15 15:51		

REPORT OF LABORATORY ANALYSIS

This report shall not be reproduced, except in full,
without the written consent of Pace Analytical Services, Inc..

Pace Analytical Services, Inc.
9608 Loiret Blvd.
Lenexa, KS 66219
(913)599-5665

ANALYTICAL RESULTS

Project: FORT SMITH, AR
Pace Project No.: 60199011

Sample: MW-22-201507 **Lab ID: 60199011015** Collected: 07/22/15 08:36 Received: 07/23/15 02:49 Matrix: Water

Parameters	Results	Units	Report Limit	MDL	DF	Prepared	Analyzed	CAS No.	Qual
Alcohol by Direct Inject GCFID	Analytical Method: EPA 8015 - Alcohol								
2-Chloroethanol	ND	ug/L	10000	1980	1		07/29/15 01:58	107-07-3	
6010 MET ICP	Analytical Method: EPA 6010 Preparation Method: EPA 3010								
Iron	**30.8J**	ug/L	50.0	9.0	1	07/24/15 14:45	07/27/15 12:50	7439-89-6	
Manganese	**19.6**	ug/L	5.0	2.4	1	07/24/15 14:45	07/27/15 12:50	7439-96-5	
8260 MSV	Analytical Method: EPA 5030B/8260								
Acetone	ND	ug/L	10.0	1.9	1		07/23/15 23:31	67-64-1	
Benzene	ND	ug/L	1.0	0.060	1		07/23/15 23:31	71-43-2	
Bromodichloromethane	ND	ug/L	1.0	0.19	1		07/23/15 23:31	75-27-4	
Bromoform	ND	ug/L	1.0	0.070	1		07/23/15 23:31	75-25-2	
Bromomethane	ND	ug/L	5.0	0.16	1		07/23/15 23:31	74-83-9	
2-Butanone (MEK)	ND	ug/L	10.0	0.59	1		07/23/15 23:31	78-93-3	
Carbon disulfide	ND	ug/L	5.0	0.12	1		07/23/15 23:31	75-15-0	
Carbon tetrachloride	ND	ug/L	1.0	0.18	1		07/23/15 23:31	56-23-5	
Chlorobenzene	ND	ug/L	1.0	0.21	1		07/23/15 23:31	108-90-7	
Chloroethane	ND	ug/L	1.0	0.15	1		07/23/15 23:31	75-00-3	
Chloroform	ND	ug/L	1.0	0.14	1		07/23/15 23:31	67-66-3	
Chloromethane	ND	ug/L	1.0	0.080	1		07/23/15 23:31	74-87-3	L3
Dibromochloromethane	ND	ug/L	1.0	0.21	1		07/23/15 23:31	124-48-1	
1,1-Dichloroethane	ND	ug/L	1.0	0.050	1		07/23/15 23:31	75-34-3	
1,2-Dichloroethane	ND	ug/L	1.0	0.12	1		07/23/15 23:31	107-06-2	
1,1-Dichloroethene	ND	ug/L	1.0	0.20	1		07/23/15 23:31	75-35-4	
cis-1,2-Dichloroethene	ND	ug/L	1.0	0.080	1		07/23/15 23:31	156-59-2	
trans-1,2-Dichloroethene	ND	ug/L	1.0	0.20	1		07/23/15 23:31	156-60-5	
1,2-Dichloropropane	ND	ug/L	1.0	0.16	1		07/23/15 23:31	78-87-5	
cis-1,3-Dichloropropene	ND	ug/L	1.0	0.14	1		07/23/15 23:31	10061-01-5	
trans-1,3-Dichloropropene	ND	ug/L	1.0	0.12	1		07/23/15 23:31	10061-02-6	
Ethylbenzene	ND	ug/L	1.0	0.18	1		07/23/15 23:31	100-41-4	
2-Hexanone	ND	ug/L	10.0	1.2	1		07/23/15 23:31	591-78-6	
Methylene chloride	ND	ug/L	1.0	0.15	1		07/23/15 23:31	75-09-2	
4-Methyl-2-pentanone (MIBK)	ND	ug/L	10.0	0.42	1		07/23/15 23:31	108-10-1	
Styrene	ND	ug/L	1.0	0.12	1		07/23/15 23:31	100-42-5	
1,1,2,2-Tetrachloroethane	ND	ug/L	1.0	0.15	1		07/23/15 23:31	79-34-5	
Tetrachloroethene	ND	ug/L	1.0	0.10	1		07/23/15 23:31	127-18-4	
Toluene	ND	ug/L	1.0	0.17	1		07/23/15 23:31	108-88-3	
1,1,1-Trichloroethane	ND	ug/L	1.0	0.11	1		07/23/15 23:31	71-55-6	
1,1,2-Trichloroethane	ND	ug/L	1.0	0.20	1		07/23/15 23:31	79-00-5	
Trichloroethene	ND	ug/L	1.0	0.17	1		07/23/15 23:31	79-01-6	
Vinyl chloride	ND	ug/L	1.0	0.13	1		07/23/15 23:31	75-01-4	
Xylene (Total)	ND	ug/L	3.0	0.42	1		07/23/15 23:31	1330-20-7	
Surrogates									
4-Bromofluorobenzene (S)	101	%	80-120		1		07/23/15 23:31	460-00-4	
1,2-Dichloroethane-d4 (S)	101	%	80-120		1		07/23/15 23:31	17060-07-0	
Toluene-d8 (S)	100	%	80-120		1		07/23/15 23:31	2037-26-5	
Preservation pH	**1.0**		0.10	0.10	1		07/23/15 23:31		

REPORT OF LABORATORY ANALYSIS

This report shall not be reproduced, except in full,
without the written consent of Pace Analytical Services, Inc..

Pace Analytical Services, Inc.
9608 Loiret Blvd.
Lenexa, KS 66219
(913)599-5665

ANALYTICAL RESULTS

Project: FORT SMITH, AR
Pace Project No.: 60199011

Sample: MW-22-201507 **Lab ID: 60199011015** Collected: 07/22/15 08:36 Received: 07/23/15 02:49 Matrix: Water

Parameters	Results	Units	Report Limit	MDL	DF	Prepared	Analyzed	CAS No.	Qual
2320B Alkalinity	Analytical Method: SM 2320B								
Alkalinity,Bicarbonate (CaCO3)	**30.1**	mg/L	20.0	2.0	1		07/31/15 15:05		
Alkalinity, Carbonate (CaCO3)	ND	mg/L	20.0	2.0	1		07/31/15 15:05		
Alkalinity, Total as CaCO3	**30.1**	mg/L	20.0	2.0	1		07/31/15 15:05		
Iron, Ferric (Calculation)	Analytical Method: SM 3500-Fe B#4								
Iron, Ferric	ND	mg/L	0.20		1		08/06/15 00:00	7439-89-6	
4500H+ pH, Electrometric	Analytical Method: SM 4500-H+B								
pH at 25 Degrees C	**4.9**	Std. Units	0.10	0.10	1		07/22/15 19:30		H6
4500S2D Sulfide, Total	Analytical Method: SM 4500-S-2 D								
Sulfide, Total	ND	mg/L	0.050	0.012	1		07/27/15 10:15	18496-25-8	
300.0 IC Anions 28 Days	Analytical Method: EPA 300.0								
Chloride	**8.2**	mg/L	1.0	0.50	1		07/29/15 03:19	16887-00-6	
Sulfate	**6.2**	mg/L	1.0	0.24	1		07/29/15 03:19	14808-79-8	
350.1 Ammonia	Analytical Method: EPA 350.1								
Nitrogen, Ammonia	ND	mg/L	0.10	0.033	1		07/28/15 16:08	7664-41-7	
353.2 Nitrogen, NO2/NO3 unpres	Analytical Method: EPA 353.2								
Nitrogen, Nitrate	ND	mg/L	0.10	0.014	1		07/23/15 12:30		
Nitrogen, Nitrite	ND	mg/L	0.10	0.023	1		07/23/15 12:30		
Nitrogen, NO2 plus NO3	ND	mg/L	0.10	0.014	1		07/23/15 12:30		
Total Carbon Dioxide Calc	Analytical Method: SM 4500-CO2 D								
Carbon Dioxide Calculation	**750**	mg/L	20.0	20.0	1		07/30/15 00:00		
5310C TOC	Analytical Method: SM 5310C								
Total Organic Carbon	**0.58J**	mg/L	1.0	0.46	1		08/05/15 12:46	7440-44-0	
SM4500P-E, Total Phosphorus	Analytical Method: SM 4500-P E Preparation Method: SM4500-P B								
Phosphate as P04	**0.032**	mg/L	0.030	0.010	1	07/29/15 13:07	07/29/15 15:51		

REPORT OF LABORATORY ANALYSIS

This report shall not be reproduced, except in full,
without the written consent of Pace Analytical Services, Inc..

Pace Analytical Services, Inc.
9608 Loiret Blvd.
Lenexa, KS 66219
(913)599-5665

ANALYTICAL RESULTS

Project: FORT SMITH, AR
Pace Project No.: 60199011

Sample: TB-10-201507 **Lab ID: 60199011016** Collected: 07/22/15 08:00 Received: 07/23/15 02:49 Matrix: Water

Parameters	Results	Units	Report Limit	MDL	DF	Prepared	Analyzed	CAS No.	Qual
8260 MSV	Analytical Method: EPA 5030B/8260								
Acetone	ND	ug/L	10.0	1.9	1		07/23/15 20:47	67-64-1	
Benzene	ND	ug/L	1.0	0.060	1		07/23/15 20:47	71-43-2	
Bromodichloromethane	ND	ug/L	1.0	0.19	1		07/23/15 20:47	75-27-4	
Bromoform	ND	ug/L	1.0	0.070	1		07/23/15 20:47	75-25-2	
Bromomethane	ND	ug/L	5.0	0.16	1		07/23/15 20:47	74-83-9	
2-Butanone (MEK)	ND	ug/L	10.0	0.59	1		07/23/15 20:47	78-93-3	
Carbon disulfide	ND	ug/L	5.0	0.12	1		07/23/15 20:47	75-15-0	
Carbon tetrachloride	ND	ug/L	1.0	0.18	1		07/23/15 20:47	56-23-5	
Chlorobenzene	ND	ug/L	1.0	0.21	1		07/23/15 20:47	108-90-7	
Chloroethane	ND	ug/L	1.0	0.15	1		07/23/15 20:47	75-00-3	
Chloroform	ND	ug/L	1.0	0.14	1		07/23/15 20:47	67-66-3	
Chloromethane	ND	ug/L	1.0	0.080	1		07/23/15 20:47	74-87-3	L3
Dibromochloromethane	ND	ug/L	1.0	0.21	1		07/23/15 20:47	124-48-1	
1,1-Dichloroethane	ND	ug/L	1.0	0.050	1		07/23/15 20:47	75-34-3	
1,2-Dichloroethane	ND	ug/L	1.0	0.12	1		07/23/15 20:47	107-06-2	
1,1-Dichloroethene	ND	ug/L	1.0	0.20	1		07/23/15 20:47	75-35-4	
cis-1,2-Dichloroethene	ND	ug/L	1.0	0.080	1		07/23/15 20:47	156-59-2	
trans-1,2-Dichloroethene	ND	ug/L	1.0	0.20	1		07/23/15 20:47	156-60-5	
1,2-Dichloropropane	ND	ug/L	1.0	0.16	1		07/23/15 20:47	78-87-5	
cis-1,3-Dichloropropene	ND	ug/L	1.0	0.14	1		07/23/15 20:47	10061-01-5	
trans-1,3-Dichloropropene	ND	ug/L	1.0	0.12	1		07/23/15 20:47	10061-02-6	
Ethylbenzene	ND	ug/L	1.0	0.18	1		07/23/15 20:47	100-41-4	
2-Hexanone	ND	ug/L	10.0	1.2	1		07/23/15 20:47	591-78-6	
Methylene chloride	ND	ug/L	1.0	0.15	1		07/23/15 20:47	75-09-2	
4-Methyl-2-pentanone (MIBK)	ND	ug/L	10.0	0.42	1		07/23/15 20:47	108-10-1	
Styrene	ND	ug/L	1.0	0.12	1		07/23/15 20:47	100-42-5	
1,1,2,2-Tetrachloroethane	ND	ug/L	1.0	0.15	1		07/23/15 20:47	79-34-5	
Tetrachloroethene	ND	ug/L	1.0	0.10	1		07/23/15 20:47	127-18-4	
Toluene	ND	ug/L	1.0	0.17	1		07/23/15 20:47	108-88-3	
1,1,1-Trichloroethane	ND	ug/L	1.0	0.11	1		07/23/15 20:47	71-55-6	
1,1,2-Trichloroethane	ND	ug/L	1.0	0.20	1		07/23/15 20:47	79-00-5	
Trichloroethene	ND	ug/L	1.0	0.17	1		07/23/15 20:47	79-01-6	
Vinyl chloride	ND	ug/L	1.0	0.13	1		07/23/15 20:47	75-01-4	
Xylene (Total)	ND	ug/L	3.0	0.42	1		07/23/15 20:47	1330-20-7	
Surrogates									
4-Bromofluorobenzene (S)	102	%	80-120		1		07/23/15 20:47	460-00-4	
1,2-Dichloroethane-d4 (S)	94	%	80-120		1		07/23/15 20:47	17060-07-0	
Toluene-d8 (S)	98	%	80-120		1		07/23/15 20:47	2037-26-5	
Preservation pH	**1.0**		0.10	0.10	1		07/23/15 20:47		

REPORT OF LABORATORY ANALYSIS

This report shall not be reproduced, except in full,
without the written consent of Pace Analytical Services, Inc..

Pace Analytical Services, Inc.
9608 Loiret Blvd.
Lenexa, KS 66219
(913)599-5665

ANALYTICAL RESULTS

Project: FORT SMITH, AR
Pace Project No.: 60199011

Sample: ITMW-16-201507 **Lab ID: 60199011017** Collected: 07/22/15 08:00 Received: 07/23/15 02:49 Matrix: Water

Parameters	Results	Units	Report Limit	MDL	DF	Prepared	Analyzed	CAS No.	Qual
Alcohol by Direct Inject GCFID	Analytical Method: EPA 8015 - Alcohol								
2-Chloroethanol	ND	ug/L	10000	1980	1		07/29/15 02:09	107-07-3	
6010 MET ICP	Analytical Method: EPA 6010 Preparation Method: EPA 3010								
Iron	**1490**	ug/L	50.0	9.0	1	07/24/15 14:45	07/27/15 12:53	7439-89-6	
Manganese	**21.9**	ug/L	5.0	2.4	1	07/24/15 14:45	07/27/15 12:53	7439-96-5	
8260 MSV	Analytical Method: EPA 5030B/8260								
Acetone	ND	ug/L	10.0	1.9	1		07/23/15 23:46	67-64-1	
Benzene	ND	ug/L	1.0	0.060	1		07/23/15 23:46	71-43-2	
Bromodichloromethane	ND	ug/L	1.0	0.19	1		07/23/15 23:46	75-27-4	
Bromoform	ND	ug/L	1.0	0.070	1		07/23/15 23:46	75-25-2	
Bromomethane	**0.34J**	ug/L	5.0	0.16	1		07/23/15 23:46	74-83-9	
2-Butanone (MEK)	ND	ug/L	10.0	0.59	1		07/23/15 23:46	78-93-3	
Carbon disulfide	ND	ug/L	5.0	0.12	1		07/23/15 23:46	75-15-0	
Carbon tetrachloride	ND	ug/L	1.0	0.18	1		07/23/15 23:46	56-23-5	
Chlorobenzene	ND	ug/L	1.0	0.21	1		07/23/15 23:46	108-90-7	
Chloroethane	ND	ug/L	1.0	0.15	1		07/23/15 23:46	75-00-3	
Chloroform	ND	ug/L	1.0	0.14	1		07/23/15 23:46	67-66-3	
Chloromethane	ND	ug/L	1.0	0.080	1		07/23/15 23:46	74-87-3	L3
Dibromochloromethane	ND	ug/L	1.0	0.21	1		07/23/15 23:46	124-48-1	
1,1-Dichloroethane	ND	ug/L	1.0	0.050	1		07/23/15 23:46	75-34-3	
1,2-Dichloroethane	ND	ug/L	1.0	0.12	1		07/23/15 23:46	107-06-2	
1,1-Dichloroethene	ND	ug/L	1.0	0.20	1		07/23/15 23:46	75-35-4	
cis-1,2-Dichloroethene	ND	ug/L	1.0	0.080	1		07/23/15 23:46	156-59-2	
trans-1,2-Dichloroethene	ND	ug/L	1.0	0.20	1		07/23/15 23:46	156-60-5	
1,2-Dichloropropane	ND	ug/L	1.0	0.16	1		07/23/15 23:46	78-87-5	
cis-1,3-Dichloropropene	ND	ug/L	1.0	0.14	1		07/23/15 23:46	10061-01-5	
trans-1,3-Dichloropropene	ND	ug/L	1.0	0.12	1		07/23/15 23:46	10061-02-6	
Ethylbenzene	ND	ug/L	1.0	0.18	1		07/23/15 23:46	100-41-4	
2-Hexanone	ND	ug/L	10.0	1.2	1		07/23/15 23:46	591-78-6	
Methylene chloride	ND	ug/L	1.0	0.15	1		07/23/15 23:46	75-09-2	
4-Methyl-2-pentanone (MIBK)	ND	ug/L	10.0	0.42	1		07/23/15 23:46	108-10-1	
Styrene	ND	ug/L	1.0	0.12	1		07/23/15 23:46	100-42-5	
1,1,2,2-Tetrachloroethane	ND	ug/L	1.0	0.15	1		07/23/15 23:46	79-34-5	
Tetrachloroethene	ND	ug/L	1.0	0.10	1		07/23/15 23:46	127-18-4	
Toluene	ND	ug/L	1.0	0.17	1		07/23/15 23:46	108-88-3	
1,1,1-Trichloroethane	ND	ug/L	1.0	0.11	1		07/23/15 23:46	71-55-6	
1,1,2-Trichloroethane	ND	ug/L	1.0	0.20	1		07/23/15 23:46	79-00-5	
Trichloroethene	ND	ug/L	1.0	0.17	1		07/23/15 23:46	79-01-6	
Vinyl chloride	ND	ug/L	1.0	0.13	1		07/23/15 23:46	75-01-4	
Xylene (Total)	ND	ug/L	3.0	0.42	1		07/23/15 23:46	1330-20-7	
Surrogates									
4-Bromofluorobenzene (S)	98	%	80-120		1		07/23/15 23:46	460-00-4	
1,2-Dichloroethane-d4 (S)	101	%	80-120		1		07/23/15 23:46	17060-07-0	
Toluene-d8 (S)	101	%	80-120		1		07/23/15 23:46	2037-26-5	
Preservation pH	**1.0**		0.10	0.10	1		07/23/15 23:46		

REPORT OF LABORATORY ANALYSIS

This report shall not be reproduced, except in full,
without the written consent of Pace Analytical Services, Inc..

Pace Analytical Services, Inc.
9608 Loiret Blvd.
Lenexa, KS 66219
(913)599-5665

ANALYTICAL RESULTS

Project: FORT SMITH, AR
Pace Project No.: 60199011

Sample: ITMW-16-201507 **Lab ID: 60199011017** Collected: 07/22/15 08:00 Received: 07/23/15 02:49 Matrix: Water

Parameters	Results	Units	Report Limit	MDL	DF	Prepared	Analyzed	CAS No.	Qual
2320B Alkalinity	Analytical Method: SM 2320B								
Alkalinity,Bicarbonate (CaCO3)	**39.5**	mg/L	20.0	2.0	1		07/31/15 15:16		
Alkalinity, Carbonate (CaCO3)	ND	mg/L	20.0	2.0	1		07/31/15 15:16		
Alkalinity, Total as CaCO3	**39.5**	mg/L	20.0	2.0	1		07/31/15 15:16		
Iron, Ferric (Calculation)	Analytical Method: SM 3500-Fe B#4								
Iron, Ferric	**1.5**	mg/L	0.20		1		08/06/15 00:00	7439-89-6	
4500H+ pH, Electrometric	Analytical Method: SM 4500-H+B								
pH at 25 Degrees C	**6.3**	Std. Units	0.10	0.10	1		07/22/15 19:30		1e,H6
4500S2D Sulfide, Total	Analytical Method: SM 4500-S-2 D								
Sulfide, Total	ND	mg/L	0.050	0.012	1		07/27/15 10:33	18496-25-8	
300.0 IC Anions 28 Days	Analytical Method: EPA 300.0								
Chloride	**0.66J**	mg/L	1.0	0.50	1		07/29/15 03:33	16887-00-6	
Sulfate	**9.5**	mg/L	1.0	0.24	1		07/29/15 03:33	14808-79-8	
350.1 Ammonia	Analytical Method: EPA 350.1								
Nitrogen, Ammonia	ND	mg/L	0.10	0.033	1		07/28/15 16:10	7664-41-7	
353.2 Nitrogen, NO2/NO3 unpres	Analytical Method: EPA 353.2								
Nitrogen, Nitrate	**0.32**	mg/L	0.10	0.014	1		07/23/15 12:31		
Nitrogen, Nitrite	ND	mg/L	0.10	0.023	1		07/23/15 12:31		
Nitrogen, NO2 plus NO3	**0.32**	mg/L	0.10	0.014	1		07/23/15 12:31		
Total Carbon Dioxide Calc	Analytical Method: SM 4500-CO2 D								
Carbon Dioxide Calculation	**73.4**	mg/L	20.0	20.0	1		07/30/15 00:00		
5310C TOC	Analytical Method: SM 5310C								
Total Organic Carbon	**6.7**	mg/L	1.0	0.46	1		08/05/15 12:59	7440-44-0	
SM4500P-E, Total Phosphorus	Analytical Method: SM 4500-P E Preparation Method: SM4500-P B								
Phosphate as P04	**0.032**	mg/L	0.030	0.010	1	07/29/15 13:07	07/29/15 15:51		

REPORT OF LABORATORY ANALYSIS

This report shall not be reproduced, except in full,
without the written consent of Pace Analytical Services, Inc..

Pace Analytical Services, Inc.
9608 Loiret Blvd.
Lenexa, KS 66219
(913)599-5665

ANALYTICAL RESULTS

Project: FORT SMITH, AR
Pace Project No.: 60199011

Sample: ITMW-21-201507 **Lab ID: 60199011018** Collected: 07/22/15 11:20 Received: 07/23/15 02:49 Matrix: Water

Parameters	Results	Units	Report Limit	MDL	DF	Prepared	Analyzed	CAS No.	Qual
Alcohol by Direct Inject GCFID	Analytical Method: EPA 8015 - Alcohol								
2-Chloroethanol	ND	ug/L	10000	1980	1		07/29/15 02:21	107-07-3	
6010 MET ICP	Analytical Method: EPA 6010 Preparation Method: EPA 3010								
Iron	**59.4**	ug/L	50.0	9.0	1	07/24/15 14:45	07/27/15 12:57	7439-89-6	
Manganese	**681**	ug/L	5.0	2.4	1	07/24/15 14:45	07/27/15 12:57	7439-96-5	
8260 MSV	Analytical Method: EPA 5030B/8260								
Acetone	**3.1J**	ug/L	10.0	1.9	1		07/24/15 00:00	67-64-1	B
Benzene	ND	ug/L	1.0	0.060	1		07/24/15 00:00	71-43-2	
Bromodichloromethane	ND	ug/L	1.0	0.19	1		07/24/15 00:00	75-27-4	
Bromoform	ND	ug/L	1.0	0.070	1		07/24/15 00:00	75-25-2	
Bromomethane	ND	ug/L	5.0	0.16	1		07/24/15 00:00	74-83-9	
2-Butanone (MEK)	ND	ug/L	10.0	0.59	1		07/24/15 00:00	78-93-3	
Carbon disulfide	ND	ug/L	5.0	0.12	1		07/24/15 00:00	75-15-0	
Carbon tetrachloride	ND	ug/L	1.0	0.18	1		07/24/15 00:00	56-23-5	
Chlorobenzene	ND	ug/L	1.0	0.21	1		07/24/15 00:00	108-90-7	
Chloroethane	ND	ug/L	1.0	0.15	1		07/24/15 00:00	75-00-3	
Chloroform	ND	ug/L	1.0	0.14	1		07/24/15 00:00	67-66-3	
Chloromethane	ND	ug/L	1.0	0.080	1		07/24/15 00:00	74-87-3	L3
Dibromochloromethane	ND	ug/L	1.0	0.21	1		07/24/15 00:00	124-48-1	
1,1-Dichloroethane	ND	ug/L	1.0	0.050	1		07/24/15 00:00	75-34-3	
1,2-Dichloroethane	ND	ug/L	1.0	0.12	1		07/24/15 00:00	107-06-2	
1,1-Dichloroethene	ND	ug/L	1.0	0.20	1		07/24/15 00:00	75-35-4	
cis-1,2-Dichloroethene	**0.20J**	ug/L	1.0	0.080	1		07/24/15 00:00	156-59-2	
trans-1,2-Dichloroethene	ND	ug/L	1.0	0.20	1		07/24/15 00:00	156-60-5	
1,2-Dichloropropane	ND	ug/L	1.0	0.16	1		07/24/15 00:00	78-87-5	
cis-1,3-Dichloropropene	ND	ug/L	1.0	0.14	1		07/24/15 00:00	10061-01-5	
trans-1,3-Dichloropropene	ND	ug/L	1.0	0.12	1		07/24/15 00:00	10061-02-6	
Ethylbenzene	ND	ug/L	1.0	0.18	1		07/24/15 00:00	100-41-4	
2-Hexanone	ND	ug/L	10.0	1.2	1		07/24/15 00:00	591-78-6	
Methylene chloride	ND	ug/L	1.0	0.15	1		07/24/15 00:00	75-09-2	
4-Methyl-2-pentanone (MIBK)	ND	ug/L	10.0	0.42	1		07/24/15 00:00	108-10-1	
Styrene	ND	ug/L	1.0	0.12	1		07/24/15 00:00	100-42-5	
1,1,2,2-Tetrachloroethane	ND	ug/L	1.0	0.15	1		07/24/15 00:00	79-34-5	
Tetrachloroethene	ND	ug/L	1.0	0.10	1		07/24/15 00:00	127-18-4	
Toluene	ND	ug/L	1.0	0.17	1		07/24/15 00:00	108-88-3	
1,1,1-Trichloroethane	ND	ug/L	1.0	0.11	1		07/24/15 00:00	71-55-6	
1,1,2-Trichloroethane	ND	ug/L	1.0	0.20	1		07/24/15 00:00	79-00-5	
Trichloroethene	**7.6**	ug/L	1.0	0.17	1		07/24/15 00:00	79-01-6	
Vinyl chloride	ND	ug/L	1.0	0.13	1		07/24/15 00:00	75-01-4	
Xylene (Total)	ND	ug/L	3.0	0.42	1		07/24/15 00:00	1330-20-7	
Surrogates									
4-Bromofluorobenzene (S)	101	%	80-120		1		07/24/15 00:00	460-00-4	
1,2-Dichloroethane-d4 (S)	101	%	80-120		1		07/24/15 00:00	17060-07-0	
Toluene-d8 (S)	101	%	80-120		1		07/24/15 00:00	2037-26-5	
Preservation pH	**1.0**		0.10	0.10	1		07/24/15 00:00		

REPORT OF LABORATORY ANALYSIS

This report shall not be reproduced, except in full,
without the written consent of Pace Analytical Services, Inc..

Pace Analytical Services, Inc.
9608 Loiret Blvd.
Lenexa, KS 66219
(913)599-5665

ANALYTICAL RESULTS

Project: FORT SMITH, AR
Pace Project No.: 60199011

Sample: ITMW-21-201507 **Lab ID: 60199011018** Collected: 07/22/15 11:20 Received: 07/23/15 02:49 Matrix: Water

Parameters	Results	Units	Report Limit	MDL	DF	Prepared	Analyzed	CAS No.	Qual
2320B Alkalinity	Analytical Method: SM 2320B								
Alkalinity,Bicarbonate (CaCO3)	**13.1J**	mg/L	20.0	2.0	1		07/31/15 15:19		
Alkalinity, Carbonate (CaCO3)	ND	mg/L	20.0	2.0	1		07/31/15 15:19		
Alkalinity, Total as CaCO3	**13.1J**	mg/L	20.0	2.0	1		07/31/15 15:19		
Iron, Ferric (Calculation)	Analytical Method: SM 3500-Fe B#4								
Iron, Ferric	ND	mg/L	0.20		1		08/06/15 00:00	7439-89-6	
4500H+ pH, Electrometric	Analytical Method: SM 4500-H+B								
pH at 25 Degrees C	**4.6**	Std. Units	0.10	0.10	1		07/22/15 19:30		1e,H6
4500S2D Sulfide, Total	Analytical Method: SM 4500-S-2 D								
Sulfide, Total	ND	mg/L	0.050	0.012	1		07/27/15 10:33	18496-25-8	
300.0 IC Anions 28 Days	Analytical Method: EPA 300.0								
Chloride	**743**	mg/L	50.0	25.0	50		07/29/15 04:00	16887-00-6	
Sulfate	**6.0**	mg/L	1.0	0.24	1		07/29/15 03:47	14808-79-8	
350.1 Ammonia	Analytical Method: EPA 350.1								
Nitrogen, Ammonia	ND	mg/L	0.10	0.033	1		07/28/15 16:11	7664-41-7	
353.2 Nitrogen, NO2/NO3 unpres	Analytical Method: EPA 353.2								
Nitrogen, Nitrate	ND	mg/L	0.10	0.014	1		07/23/15 12:31		
Nitrogen, Nitrite	ND	mg/L	0.10	0.023	1		07/23/15 12:31		
Nitrogen, NO2 plus NO3	ND	mg/L	0.10	0.014	1		07/23/15 12:31		
Total Carbon Dioxide Calc	Analytical Method: SM 4500-CO2 D								
Carbon Dioxide Calculation	ND	mg/L	20.0	20.0	1		07/30/15 00:00		
5310C TOC	Analytical Method: SM 5310C								
Total Organic Carbon	ND	mg/L	1.0	0.46	1		08/05/15 13:38	7440-44-0	
SM4500P-E, Total Phosphorus	Analytical Method: SM 4500-P E Preparation Method: SM4500-P B								
Phosphate as P04	**0.032**	mg/L	0.030	0.010	1	07/29/15 13:07	07/29/15 15:51		

REPORT OF LABORATORY ANALYSIS

This report shall not be reproduced, except in full,
without the written consent of Pace Analytical Services, Inc..

Pace Analytical Services, Inc.
9608 Loiret Blvd.
Lenexa, KS 66219
(913)599-5665

ANALYTICAL RESULTS

Project: FORT SMITH, AR
Pace Project No.: 60199011

Sample: ITMW-6-201507 **Lab ID: 60199011019** Collected: 07/22/15 16:50 Received: 07/23/15 02:49 Matrix: Water

Parameters	Results	Units	Report Limit	MDL	DF	Prepared	Analyzed	CAS No.	Qual
Alcohol by Direct Inject GCFID	Analytical Method: EPA 8015 - Alcohol								
2-Chloroethanol	ND	ug/L	10000	1980	1		07/29/15 02:32	107-07-3	
6010 MET ICP	Analytical Method: EPA 6010 Preparation Method: EPA 3010								
Iron	**255**	ug/L	50.0	9.0	1	07/24/15 14:45	07/27/15 13:00	7439-89-6	
Manganese	**184**	ug/L	5.0	2.4	1	07/24/15 14:45	07/27/15 13:00	7439-96-5	
8260 MSV	Analytical Method: EPA 5030B/8260								
Acetone	ND	ug/L	10.0	1.9	1		07/24/15 00:15	67-64-1	
Benzene	ND	ug/L	1.0	0.060	1		07/24/15 00:15	71-43-2	
Bromodichloromethane	ND	ug/L	1.0	0.19	1		07/24/15 00:15	75-27-4	
Bromoform	ND	ug/L	1.0	0.070	1		07/24/15 00:15	75-25-2	
Bromomethane	ND	ug/L	5.0	0.16	1		07/24/15 00:15	74-83-9	
2-Butanone (MEK)	ND	ug/L	10.0	0.59	1		07/24/15 00:15	78-93-3	
Carbon disulfide	ND	ug/L	5.0	0.12	1		07/24/15 00:15	75-15-0	
Carbon tetrachloride	ND	ug/L	1.0	0.18	1		07/24/15 00:15	56-23-5	
Chlorobenzene	ND	ug/L	1.0	0.21	1		07/24/15 00:15	108-90-7	
Chloroethane	ND	ug/L	1.0	0.15	1		07/24/15 00:15	75-00-3	
Chloroform	ND	ug/L	1.0	0.14	1		07/24/15 00:15	67-66-3	
Chloromethane	ND	ug/L	1.0	0.080	1		07/24/15 00:15	74-87-3	L3
Dibromochloromethane	ND	ug/L	1.0	0.21	1		07/24/15 00:15	124-48-1	
1,1-Dichloroethane	**4.9**	ug/L	1.0	0.050	1		07/24/15 00:15	75-34-3	
1,2-Dichloroethane	ND	ug/L	1.0	0.12	1		07/24/15 00:15	107-06-2	
1,1-Dichloroethene	**0.52J**	ug/L	1.0	0.20	1		07/24/15 00:15	75-35-4	
cis-1,2-Dichloroethene	**6.3**	ug/L	1.0	0.080	1		07/24/15 00:15	156-59-2	
trans-1,2-Dichloroethene	ND	ug/L	1.0	0.20	1		07/24/15 00:15	156-60-5	
1,2-Dichloropropane	ND	ug/L	1.0	0.16	1		07/24/15 00:15	78-87-5	
cis-1,3-Dichloropropene	ND	ug/L	1.0	0.14	1		07/24/15 00:15	10061-01-5	
trans-1,3-Dichloropropene	ND	ug/L	1.0	0.12	1		07/24/15 00:15	10061-02-6	
Ethylbenzene	ND	ug/L	1.0	0.18	1		07/24/15 00:15	100-41-4	
2-Hexanone	ND	ug/L	10.0	1.2	1		07/24/15 00:15	591-78-6	
Methylene chloride	ND	ug/L	1.0	0.15	1		07/24/15 00:15	75-09-2	
4-Methyl-2-pentanone (MIBK)	ND	ug/L	10.0	0.42	1		07/24/15 00:15	108-10-1	
Styrene	ND	ug/L	1.0	0.12	1		07/24/15 00:15	100-42-5	
1,1,2,2-Tetrachloroethane	ND	ug/L	1.0	0.15	1		07/24/15 00:15	79-34-5	
Tetrachloroethene	ND	ug/L	1.0	0.10	1		07/24/15 00:15	127-18-4	
Toluene	ND	ug/L	1.0	0.17	1		07/24/15 00:15	108-88-3	
1,1,1-Trichloroethane	ND	ug/L	1.0	0.11	1		07/24/15 00:15	71-55-6	
1,1,2-Trichloroethane	ND	ug/L	1.0	0.20	1		07/24/15 00:15	79-00-5	
Trichloroethene	**4.7**	ug/L	1.0	0.17	1		07/24/15 00:15	79-01-6	
Vinyl chloride	**0.31J**	ug/L	1.0	0.13	1		07/24/15 00:15	75-01-4	
Xylene (Total)	ND	ug/L	3.0	0.42	1		07/24/15 00:15	1330-20-7	
Surrogates									
4-Bromofluorobenzene (S)	100	%	80-120		1		07/24/15 00:15	460-00-4	
1,2-Dichloroethane-d4 (S)	99	%	80-120		1		07/24/15 00:15	17060-07-0	
Toluene-d8 (S)	97	%	80-120		1		07/24/15 00:15	2037-26-5	
Preservation pH	**1.0**		0.10	0.10	1		07/24/15 00:15		

REPORT OF LABORATORY ANALYSIS

This report shall not be reproduced, except in full,
without the written consent of Pace Analytical Services, Inc..

Pace Analytical Services, Inc.
9608 Loiret Blvd.
Lenexa, KS 66219
(913)599-5665

ANALYTICAL RESULTS

Project: FORT SMITH, AR
Pace Project No.: 60199011

Sample: ITMW-6-201507 **Lab ID: 60199011019** Collected: 07/22/15 16:50 Received: 07/23/15 02:49 Matrix: Water

Parameters	Results	Units	Report Limit	MDL	DF	Prepared	Analyzed	CAS No.	Qual
2320B Alkalinity	Analytical Method: SM 2320B								
Alkalinity,Bicarbonate (CaCO3)	**145**	mg/L	20.0	2.0	1		07/31/15 15:24		
Alkalinity, Carbonate (CaCO3)	ND	mg/L	20.0	2.0	1		07/31/15 15:24		
Alkalinity, Total as CaCO3	**145**	mg/L	20.0	2.0	1		07/31/15 15:24		
Iron, Ferric (Calculation)	Analytical Method: SM 3500-Fe B#4								
Iron, Ferric	**0.22**	mg/L	0.20		1		08/06/15 00:00	7439-89-6	
4500H+ pH, Electrometric	Analytical Method: SM 4500-H+B								
pH at 25 Degrees C	**6.1**	Std. Units	0.10	0.10	1		07/22/15 19:30		1e,H6
4500S2D Sulfide, Total	Analytical Method: SM 4500-S-2 D								
Sulfide, Total	ND	mg/L	0.050	0.012	1		07/27/15 10:33	18496-25-8	
300.0 IC Anions 28 Days	Analytical Method: EPA 300.0								
Chloride	**132**	mg/L	10.0	5.0	10		07/29/15 04:14	16887-00-6	
Sulfate	**92.2**	mg/L	10.0	2.4	10		07/29/15 04:14	14808-79-8	
350.1 Ammonia	Analytical Method: EPA 350.1								
Nitrogen, Ammonia	ND	mg/L	0.10	0.033	1		07/28/15 16:14	7664-41-7	
353.2 Nitrogen, NO2/NO3 unpres	Analytical Method: EPA 353.2								
Nitrogen, Nitrate	**24.2**	mg/L	1.0	0.14	10		07/23/15 12:46		M1
Nitrogen, Nitrite	ND	mg/L	1.0	0.23	10		07/23/15 12:46		M1
Nitrogen, NO2 plus NO3	**24.2**	mg/L	1.0	0.14	10		07/23/15 12:46		M1
Total Carbon Dioxide Calc	Analytical Method: SM 4500-CO2 D								
Carbon Dioxide Calculation	**347**	mg/L	20.0	20.0	1		07/30/15 00:00		
5310C TOC	Analytical Method: SM 5310C								
Total Organic Carbon	**0.54J**	mg/L	1.0	0.46	1		08/05/15 13:51	7440-44-0	
SM4500P-E, Total Phosphorus	Analytical Method: SM 4500-P E Preparation Method: SM4500-P B								
Phosphate as P04	**0.014J**	mg/L	0.030	0.010	1	07/29/15 13:07	07/29/15 15:51		

REPORT OF LABORATORY ANALYSIS

This report shall not be reproduced, except in full,
without the written consent of Pace Analytical Services, Inc..

Pace Analytical Services, Inc.
9608 Loiret Blvd.
Lenexa, KS 66219
(913)599-5665

ANALYTICAL RESULTS

Project: FORT SMITH, AR
Pace Project No.: 60199011

Sample: TB-11-201507 **Lab ID: 60199011020** Collected: 07/22/15 08:00 Received: 07/23/15 02:49 Matrix: Water

Parameters	Results	Units	Report Limit	MDL	DF	Prepared	Analyzed	CAS No.	Qual
8260 MSV	Analytical Method: EPA 5030B/8260								
Acetone	**2.1J**	ug/L	10.0	1.9	1		07/23/15 21:02	67-64-1	B
Benzene	ND	ug/L	1.0	0.060	1		07/23/15 21:02	71-43-2	
Bromodichloromethane	ND	ug/L	1.0	0.19	1		07/23/15 21:02	75-27-4	
Bromoform	ND	ug/L	1.0	0.070	1		07/23/15 21:02	75-25-2	
Bromomethane	ND	ug/L	5.0	0.16	1		07/23/15 21:02	74-83-9	
2-Butanone (MEK)	ND	ug/L	10.0	0.59	1		07/23/15 21:02	78-93-3	
Carbon disulfide	ND	ug/L	5.0	0.12	1		07/23/15 21:02	75-15-0	
Carbon tetrachloride	ND	ug/L	1.0	0.18	1		07/23/15 21:02	56-23-5	
Chlorobenzene	ND	ug/L	1.0	0.21	1		07/23/15 21:02	108-90-7	
Chloroethane	ND	ug/L	1.0	0.15	1		07/23/15 21:02	75-00-3	
Chloroform	ND	ug/L	1.0	0.14	1		07/23/15 21:02	67-66-3	
Chloromethane	ND	ug/L	1.0	0.080	1		07/23/15 21:02	74-87-3	L3
Dibromochloromethane	ND	ug/L	1.0	0.21	1		07/23/15 21:02	124-48-1	
1,1-Dichloroethane	ND	ug/L	1.0	0.050	1		07/23/15 21:02	75-34-3	
1,2-Dichloroethane	ND	ug/L	1.0	0.12	1		07/23/15 21:02	107-06-2	
1,1-Dichloroethene	ND	ug/L	1.0	0.20	1		07/23/15 21:02	75-35-4	
cis-1,2-Dichloroethene	ND	ug/L	1.0	0.080	1		07/23/15 21:02	156-59-2	
trans-1,2-Dichloroethene	ND	ug/L	1.0	0.20	1		07/23/15 21:02	156-60-5	
1,2-Dichloropropane	ND	ug/L	1.0	0.16	1		07/23/15 21:02	78-87-5	
cis-1,3-Dichloropropene	ND	ug/L	1.0	0.14	1		07/23/15 21:02	10061-01-5	
trans-1,3-Dichloropropene	ND	ug/L	1.0	0.12	1		07/23/15 21:02	10061-02-6	
Ethylbenzene	ND	ug/L	1.0	0.18	1		07/23/15 21:02	100-41-4	
2-Hexanone	ND	ug/L	10.0	1.2	1		07/23/15 21:02	591-78-6	
Methylene chloride	ND	ug/L	1.0	0.15	1		07/23/15 21:02	75-09-2	
4-Methyl-2-pentanone (MIBK)	ND	ug/L	10.0	0.42	1		07/23/15 21:02	108-10-1	
Styrene	ND	ug/L	1.0	0.12	1		07/23/15 21:02	100-42-5	
1,1,2,2-Tetrachloroethane	ND	ug/L	1.0	0.15	1		07/23/15 21:02	79-34-5	
Tetrachloroethene	ND	ug/L	1.0	0.10	1		07/23/15 21:02	127-18-4	
Toluene	ND	ug/L	1.0	0.17	1		07/23/15 21:02	108-88-3	
1,1,1-Trichloroethane	ND	ug/L	1.0	0.11	1		07/23/15 21:02	71-55-6	
1,1,2-Trichloroethane	ND	ug/L	1.0	0.20	1		07/23/15 21:02	79-00-5	
Trichloroethene	ND	ug/L	1.0	0.17	1		07/23/15 21:02	79-01-6	
Vinyl chloride	ND	ug/L	1.0	0.13	1		07/23/15 21:02	75-01-4	
Xylene (Total)	ND	ug/L	3.0	0.42	1		07/23/15 21:02	1330-20-7	
Surrogates									
4-Bromofluorobenzene (S)	101	%	80-120		1		07/23/15 21:02	460-00-4	
1,2-Dichloroethane-d4 (S)	100	%	80-120		1		07/23/15 21:02	17060-07-0	
Toluene-d8 (S)	99	%	80-120		1		07/23/15 21:02	2037-26-5	
Preservation pH	**1.0**		0.10	0.10	1		07/23/15 21:02		

REPORT OF LABORATORY ANALYSIS

This report shall not be reproduced, except in full,
without the written consent of Pace Analytical Services, Inc..

Pace Analytical Services, Inc.
9608 Loiret Blvd.
Lenexa, KS 66219
(913)599-5665

ANALYTICAL RESULTS

Project: FORT SMITH, AR
Pace Project No.: 60199011

Sample: MW-29-201507 **Lab ID: 60199011021** Collected: 07/22/15 13:50 Received: 07/23/15 02:49 Matrix: Water

Parameters	Results	Units	Report Limit	MDL	DF	Prepared	Analyzed	CAS No.	Qual
Alcohol by Direct Inject GCFID	Analytical Method: EPA 8015 - Alcohol								
2-Chloroethanol	ND	ug/L	10000	1980	1		07/29/15 02:43	107-07-3	
6010 MET ICP	Analytical Method: EPA 6010 Preparation Method: EPA 3010								
Iron	**550**	ug/L	50.0	9.0	1	07/24/15 14:45	07/27/15 13:04	7439-89-6	
Manganese	**282**	ug/L	5.0	2.4	1	07/24/15 14:45	07/27/15 13:04	7439-96-5	
8260 MSV	Analytical Method: EPA 5030B/8260								
Acetone	ND	ug/L	10.0	1.9	1		07/24/15 00:30	67-64-1	
Benzene	**0.22J**	ug/L	1.0	0.060	1		07/24/15 00:30	71-43-2	
Bromodichloromethane	ND	ug/L	1.0	0.19	1		07/24/15 00:30	75-27-4	
Bromoform	ND	ug/L	1.0	0.070	1		07/24/15 00:30	75-25-2	
Bromomethane	ND	ug/L	5.0	0.16	1		07/24/15 00:30	74-83-9	
2-Butanone (MEK)	ND	ug/L	10.0	0.59	1		07/24/15 00:30	78-93-3	
Carbon disulfide	ND	ug/L	5.0	0.12	1		07/24/15 00:30	75-15-0	
Carbon tetrachloride	ND	ug/L	1.0	0.18	1		07/24/15 00:30	56-23-5	
Chlorobenzene	**7.0**	ug/L	1.0	0.21	1		07/24/15 00:30	108-90-7	
Chloroethane	ND	ug/L	1.0	0.15	1		07/24/15 00:30	75-00-3	
Chloroform	ND	ug/L	1.0	0.14	1		07/24/15 00:30	67-66-3	
Chloromethane	ND	ug/L	1.0	0.080	1		07/24/15 00:30	74-87-3	L3
Dibromochloromethane	ND	ug/L	1.0	0.21	1		07/24/15 00:30	124-48-1	
1,1-Dichloroethane	ND	ug/L	1.0	0.050	1		07/24/15 00:30	75-34-3	
1,2-Dichloroethane	ND	ug/L	1.0	0.12	1		07/24/15 00:30	107-06-2	
1,1-Dichloroethene	ND	ug/L	1.0	0.20	1		07/24/15 00:30	75-35-4	
cis-1,2-Dichloroethene	ND	ug/L	1.0	0.080	1		07/24/15 00:30	156-59-2	
trans-1,2-Dichloroethene	ND	ug/L	1.0	0.20	1		07/24/15 00:30	156-60-5	
1,2-Dichloropropane	ND	ug/L	1.0	0.16	1		07/24/15 00:30	78-87-5	
cis-1,3-Dichloropropene	ND	ug/L	1.0	0.14	1		07/24/15 00:30	10061-01-5	
trans-1,3-Dichloropropene	ND	ug/L	1.0	0.12	1		07/24/15 00:30	10061-02-6	
Ethylbenzene	ND	ug/L	1.0	0.18	1		07/24/15 00:30	100-41-4	
2-Hexanone	ND	ug/L	10.0	1.2	1		07/24/15 00:30	591-78-6	
Methylene chloride	ND	ug/L	1.0	0.15	1		07/24/15 00:30	75-09-2	
4-Methyl-2-pentanone (MIBK)	ND	ug/L	10.0	0.42	1		07/24/15 00:30	108-10-1	
Styrene	ND	ug/L	1.0	0.12	1		07/24/15 00:30	100-42-5	
1,1,2,2-Tetrachloroethane	ND	ug/L	1.0	0.15	1		07/24/15 00:30	79-34-5	
Tetrachloroethene	ND	ug/L	1.0	0.10	1		07/24/15 00:30	127-18-4	
Toluene	ND	ug/L	1.0	0.17	1		07/24/15 00:30	108-88-3	
1,1,1-Trichloroethane	ND	ug/L	1.0	0.11	1		07/24/15 00:30	71-55-6	
1,1,2-Trichloroethane	ND	ug/L	1.0	0.20	1		07/24/15 00:30	79-00-5	
Trichloroethene	ND	ug/L	1.0	0.17	1		07/24/15 00:30	79-01-6	
Vinyl chloride	ND	ug/L	1.0	0.13	1		07/24/15 00:30	75-01-4	
Xylene (Total)	ND	ug/L	3.0	0.42	1		07/24/15 00:30	1330-20-7	
Surrogates									
4-Bromofluorobenzene (S)	99	%	80-120		1		07/24/15 00:30	460-00-4	
1,2-Dichloroethane-d4 (S)	98	%	80-120		1		07/24/15 00:30	17060-07-0	
Toluene-d8 (S)	98	%	80-120		1		07/24/15 00:30	2037-26-5	
Preservation pH	**1.0**		0.10	0.10	1		07/24/15 00:30		

REPORT OF LABORATORY ANALYSIS

This report shall not be reproduced, except in full,
without the written consent of Pace Analytical Services, Inc..

Pace Analytical Services, Inc.
9608 Loiret Blvd.
Lenexa, KS 66219
(913)599-5665

ANALYTICAL RESULTS

Project: FORT SMITH, AR
Pace Project No.: 60199011

Sample: MW-29-201507 **Lab ID: 60199011021** Collected: 07/22/15 13:50 Received: 07/23/15 02:49 Matrix: Water

Parameters	Results	Units	Report Limit	MDL	DF	Prepared	Analyzed	CAS No.	Qual
2320B Alkalinity	Analytical Method: SM 2320B								
Alkalinity,Bicarbonate (CaCO3)	**13.8J**	mg/L	20.0	2.0	1		07/31/15 15:27		
Alkalinity, Carbonate (CaCO3)	ND	mg/L	20.0	2.0	1		07/31/15 15:27		
Alkalinity, Total as CaCO3	**13.8J**	mg/L	20.0	2.0	1		07/31/15 15:27		
Iron, Ferric (Calculation)	Analytical Method: SM 3500-Fe B#4								
Iron, Ferric	**0.55**	mg/L	0.20		1		08/06/15 00:00	7439-89-6	
4500H+ pH, Electrometric	Analytical Method: SM 4500-H+B								
pH at 25 Degrees C	**5.0**	Std. Units	0.10	0.10	1		07/22/15 19:30		1e,H6
4500S2D Sulfide, Total	Analytical Method: SM 4500-S-2 D								
Sulfide, Total	ND	mg/L	0.050	0.012	1		07/27/15 10:33	18496-25-8	
300.0 IC Anions 28 Days	Analytical Method: EPA 300.0								
Chloride	**97.6**	mg/L	20.0	10.0	20		07/28/15 20:15	16887-00-6	
Sulfate	**56.2**	mg/L	5.0	1.2	5		07/29/15 04:28	14808-79-8	
350.1 Ammonia	Analytical Method: EPA 350.1								
Nitrogen, Ammonia	ND	mg/L	0.10	0.033	1		07/28/15 16:16	7664-41-7	
353.2 Nitrogen, NO2/NO3 unpres	Analytical Method: EPA 353.2								
Nitrogen, Nitrate	**1.8**	mg/L	0.10	0.014	1		07/23/15 12:34		
Nitrogen, Nitrite	ND	mg/L	0.10	0.023	1		07/23/15 12:34		
Nitrogen, NO2 plus NO3	**1.8**	mg/L	0.10	0.014	1		07/23/15 12:34		
Total Carbon Dioxide Calc	Analytical Method: SM 4500-CO2 D								
Carbon Dioxide Calculation	ND	mg/L	20.0	20.0	1		07/30/15 00:00		
5310C TOC	Analytical Method: SM 5310C								
Total Organic Carbon	**1.2**	mg/L	1.0	0.46	1		08/05/15 14:04	7440-44-0	
SM4500P-E, Total Phosphorus	Analytical Method: SM 4500-P E Preparation Method: SM4500-P B								
Phosphate as P04	**0.066**	mg/L	0.030	0.010	1	07/29/15 13:07	07/29/15 15:52		

REPORT OF LABORATORY ANALYSIS

This report shall not be reproduced, except in full,
without the written consent of Pace Analytical Services, Inc..

Pace Analytical Services, Inc.
9608 Loiret Blvd.
Lenexa, KS 66219
(913)599-5665

ANALYTICAL RESULTS

Project: FORT SMITH, AR
Pace Project No.: 60199011

Sample: ITMW-13-201507 **Lab ID: 60199011022** Collected: 07/22/15 14:00 Received: 07/23/15 02:49 Matrix: Water

Parameters	Results	Units	Report Limit	MDL	DF	Prepared	Analyzed	CAS No.	Qual
Alcohol by Direct Inject GCFID	Analytical Method: EPA 8015 - Alcohol								
2-Chloroethanol	ND	ug/L	10000	1980	1		07/29/15 02:55	107-07-3	
6010 MET ICP	Analytical Method: EPA 6010 Preparation Method: EPA 3010								
Iron	**41.6J**	ug/L	50.0	9.0	1	07/24/15 14:45	07/27/15 13:15	7439-89-6	
Manganese	**5.0J**	ug/L	5.0	2.4	1	07/24/15 14:45	07/27/15 13:15	7439-96-5	
8260 MSV	Analytical Method: EPA 5030B/8260								
Acetone	ND	ug/L	10.0	1.9	1		07/24/15 13:10	67-64-1	
Benzene	ND	ug/L	1.0	0.060	1		07/24/15 13:10	71-43-2	
Bromodichloromethane	ND	ug/L	1.0	0.19	1		07/24/15 13:10	75-27-4	
Bromoform	ND	ug/L	1.0	0.070	1		07/24/15 13:10	75-25-2	
Bromomethane	**0.68J**	ug/L	5.0	0.16	1		07/24/15 13:10	74-83-9	
2-Butanone (MEK)	ND	ug/L	10.0	0.59	1		07/24/15 13:10	78-93-3	
Carbon disulfide	ND	ug/L	5.0	0.12	1		07/24/15 13:10	75-15-0	
Carbon tetrachloride	ND	ug/L	1.0	0.18	1		07/24/15 13:10	56-23-5	
Chlorobenzene	ND	ug/L	1.0	0.21	1		07/24/15 13:10	108-90-7	
Chloroethane	**0.41J**	ug/L	1.0	0.15	1		07/24/15 13:10	75-00-3	
Chloroform	ND	ug/L	1.0	0.14	1		07/24/15 13:10	67-66-3	
Chloromethane	ND	ug/L	1.0	0.080	1		07/24/15 13:10	74-87-3	
Dibromochloromethane	ND	ug/L	1.0	0.21	1		07/24/15 13:10	124-48-1	
1,1-Dichloroethane	ND	ug/L	1.0	0.050	1		07/24/15 13:10	75-34-3	
1,2-Dichloroethane	ND	ug/L	1.0	0.12	1		07/24/15 13:10	107-06-2	
1,1-Dichloroethene	ND	ug/L	1.0	0.20	1		07/24/15 13:10	75-35-4	
cis-1,2-Dichloroethene	**20.1**	ug/L	1.0	0.080	1		07/24/15 13:10	156-59-2	
trans-1,2-Dichloroethene	**1.7**	ug/L	1.0	0.20	1		07/24/15 13:10	156-60-5	
1,2-Dichloropropane	ND	ug/L	1.0	0.16	1		07/24/15 13:10	78-87-5	
cis-1,3-Dichloropropene	ND	ug/L	1.0	0.14	1		07/24/15 13:10	10061-01-5	
trans-1,3-Dichloropropene	ND	ug/L	1.0	0.12	1		07/24/15 13:10	10061-02-6	
Ethylbenzene	ND	ug/L	1.0	0.18	1		07/24/15 13:10	100-41-4	
2-Hexanone	ND	ug/L	10.0	1.2	1		07/24/15 13:10	591-78-6	
Methylene chloride	ND	ug/L	1.0	0.15	1		07/24/15 13:10	75-09-2	
4-Methyl-2-pentanone (MIBK)	ND	ug/L	10.0	0.42	1		07/24/15 13:10	108-10-1	
Styrene	ND	ug/L	1.0	0.12	1		07/24/15 13:10	100-42-5	
1,1,2,2-Tetrachloroethane	ND	ug/L	1.0	0.15	1		07/24/15 13:10	79-34-5	
Tetrachloroethene	ND	ug/L	1.0	0.10	1		07/24/15 13:10	127-18-4	
Toluene	ND	ug/L	1.0	0.17	1		07/24/15 13:10	108-88-3	
1,1,1-Trichloroethane	ND	ug/L	1.0	0.11	1		07/24/15 13:10	71-55-6	
1,1,2-Trichloroethane	ND	ug/L	1.0	0.20	1		07/24/15 13:10	79-00-5	
Trichloroethene	**37.3**	ug/L	1.0	0.17	1		07/24/15 13:10	79-01-6	
Vinyl chloride	**0.18J**	ug/L	1.0	0.13	1		07/24/15 13:10	75-01-4	
Xylene (Total)	ND	ug/L	3.0	0.42	1		07/24/15 13:10	1330-20-7	
Surrogates									
4-Bromofluorobenzene (S)	100	%	80-120		1		07/24/15 13:10	460-00-4	
1,2-Dichloroethane-d4 (S)	99	%	80-120		1		07/24/15 13:10	17060-07-0	
Toluene-d8 (S)	100	%	80-120		1		07/24/15 13:10	2037-26-5	
Preservation pH	**1.0**		0.10	0.10	1		07/24/15 13:10		

REPORT OF LABORATORY ANALYSIS

This report shall not be reproduced, except in full,
without the written consent of Pace Analytical Services, Inc..

Pace Analytical Services, Inc.
9608 Loiret Blvd.
Lenexa, KS 66219
(913)599-5665

ANALYTICAL RESULTS

Project: FORT SMITH, AR
Pace Project No.: 60199011

Sample: ITMW-13-201507 **Lab ID: 60199011022** Collected: 07/22/15 14:00 Received: 07/23/15 02:49 Matrix: Water

Parameters	Results	Units	Report Limit	MDL	DF	Prepared	Analyzed	CAS No.	Qual
2320B Alkalinity	Analytical Method: SM 2320B								
Alkalinity,Bicarbonate (CaCO3)	**73.8**	mg/L	20.0	2.0	1		08/03/15 10:01		
Alkalinity, Carbonate (CaCO3)	ND	mg/L	20.0	2.0	1		08/03/15 10:01		
Alkalinity, Total as CaCO3	**73.8**	mg/L	20.0	2.0	1		08/03/15 10:01		
Iron, Ferric (Calculation)	Analytical Method: SM 3500-Fe B#4								
Iron, Ferric	ND	mg/L	0.20		1		08/06/15 00:00	7439-89-6	
4500H+ pH, Electrometric	Analytical Method: SM 4500-H+B								
pH at 25 Degrees C	**6.0**	Std. Units	0.10	0.10	1		07/22/15 19:30		1e,H6
4500S2D Sulfide, Total	Analytical Method: SM 4500-S-2 D								
Sulfide, Total	ND	mg/L	0.050	0.012	1		07/27/15 10:33	18496-25-8	
300.0 IC Anions 28 Days	Analytical Method: EPA 300.0								
Chloride	**19.5**	mg/L	1.0	0.50	1		07/29/15 04:42	16887-00-6	
Sulfate	**6.8**	mg/L	1.0	0.24	1		07/29/15 04:42	14808-79-8	
350.1 Ammonia	Analytical Method: EPA 350.1								
Nitrogen, Ammonia	ND	mg/L	0.10	0.033	1		07/28/15 16:17	7664-41-7	
353.2 Nitrogen, NO2/NO3 unpres	Analytical Method: EPA 353.2								
Nitrogen, Nitrate	**0.12**	mg/L	0.10	0.014	1		07/23/15 12:37		
Nitrogen, Nitrite	ND	mg/L	0.10	0.023	1		07/23/15 12:37		
Nitrogen, NO2 plus NO3	**0.12**	mg/L	0.10	0.014	1		07/23/15 12:37		
Total Carbon Dioxide Calc	Analytical Method: SM 4500-CO2 D								
Carbon Dioxide Calculation	**227**	mg/L	20.0	20.0	1		07/30/15 00:00		
5310C TOC	Analytical Method: SM 5310C								
Total Organic Carbon	**0.69J**	mg/L	1.0	0.46	1		08/05/15 14:17	7440-44-0	
SM4500P-E, Total Phosphorus	Analytical Method: SM 4500-P E Preparation Method: SM4500-P B								
Phosphate as P04	**0.032**	mg/L	0.030	0.010	1	07/29/15 13:07	07/29/15 15:52		

REPORT OF LABORATORY ANALYSIS

This report shall not be reproduced, except in full,
without the written consent of Pace Analytical Services, Inc..

Pace Analytical Services, Inc.
9608 Loiret Blvd.
Lenexa, KS 66219
(913)599-5665

ANALYTICAL RESULTS

Project: FORT SMITH, AR
Pace Project No.: 60199011

Sample: DUP-02-201507 **Lab ID: 60199011023** Collected: 07/22/15 14:00 Received: 07/23/15 02:49 Matrix: Water

Parameters	Results	Units	Report Limit	MDL	DF	Prepared	Analyzed	CAS No.	Qual
8260 MSV	Analytical Method: EPA 5030B/8260								
Acetone	**2.3J**	ug/L	10.0	1.9	1		07/24/15 13:25	67-64-1	
Benzene	ND	ug/L	1.0	0.060	1		07/24/15 13:25	71-43-2	
Bromodichloromethane	ND	ug/L	1.0	0.19	1		07/24/15 13:25	75-27-4	
Bromoform	ND	ug/L	1.0	0.070	1		07/24/15 13:25	75-25-2	
Bromomethane	ND	ug/L	5.0	0.16	1		07/24/15 13:25	74-83-9	
2-Butanone (MEK)	ND	ug/L	10.0	0.59	1		07/24/15 13:25	78-93-3	
Carbon disulfide	ND	ug/L	5.0	0.12	1		07/24/15 13:25	75-15-0	
Carbon tetrachloride	ND	ug/L	1.0	0.18	1		07/24/15 13:25	56-23-5	
Chlorobenzene	ND	ug/L	1.0	0.21	1		07/24/15 13:25	108-90-7	
Chloroethane	ND	ug/L	1.0	0.15	1		07/24/15 13:25	75-00-3	
Chloroform	ND	ug/L	1.0	0.14	1		07/24/15 13:25	67-66-3	
Chloromethane	ND	ug/L	1.0	0.080	1		07/24/15 13:25	74-87-3	
Dibromochloromethane	ND	ug/L	1.0	0.21	1		07/24/15 13:25	124-48-1	
1,1-Dichloroethane	ND	ug/L	1.0	0.050	1		07/24/15 13:25	75-34-3	
1,2-Dichloroethane	ND	ug/L	1.0	0.12	1		07/24/15 13:25	107-06-2	
1,1-Dichloroethene	ND	ug/L	1.0	0.20	1		07/24/15 13:25	75-35-4	
cis-1,2-Dichloroethene	**20.8**	ug/L	1.0	0.080	1		07/24/15 13:25	156-59-2	
trans-1,2-Dichloroethene	**1.3**	ug/L	1.0	0.20	1		07/24/15 13:25	156-60-5	
1,2-Dichloropropane	ND	ug/L	1.0	0.16	1		07/24/15 13:25	78-87-5	
cis-1,3-Dichloropropene	ND	ug/L	1.0	0.14	1		07/24/15 13:25	10061-01-5	
trans-1,3-Dichloropropene	ND	ug/L	1.0	0.12	1		07/24/15 13:25	10061-02-6	
Ethylbenzene	ND	ug/L	1.0	0.18	1		07/24/15 13:25	100-41-4	
2-Hexanone	ND	ug/L	10.0	1.2	1		07/24/15 13:25	591-78-6	
Methylene chloride	ND	ug/L	1.0	0.15	1		07/24/15 13:25	75-09-2	
4-Methyl-2-pentanone (MIBK)	ND	ug/L	10.0	0.42	1		07/24/15 13:25	108-10-1	
Styrene	ND	ug/L	1.0	0.12	1		07/24/15 13:25	100-42-5	
1,1,2,2-Tetrachloroethane	ND	ug/L	1.0	0.15	1		07/24/15 13:25	79-34-5	
Tetrachloroethene	ND	ug/L	1.0	0.10	1		07/24/15 13:25	127-18-4	
Toluene	ND	ug/L	1.0	0.17	1		07/24/15 13:25	108-88-3	
1,1,1-Trichloroethane	ND	ug/L	1.0	0.11	1		07/24/15 13:25	71-55-6	
1,1,2-Trichloroethane	ND	ug/L	1.0	0.20	1		07/24/15 13:25	79-00-5	
Trichloroethene	**36.1**	ug/L	1.0	0.17	1		07/24/15 13:25	79-01-6	
Vinyl chloride	**0.17J**	ug/L	1.0	0.13	1		07/24/15 13:25	75-01-4	
Xylene (Total)	ND	ug/L	3.0	0.42	1		07/24/15 13:25	1330-20-7	
Surrogates									
4-Bromofluorobenzene (S)	97	%	80-120		1		07/24/15 13:25	460-00-4	
1,2-Dichloroethane-d4 (S)	96	%	80-120		1		07/24/15 13:25	17060-07-0	
Toluene-d8 (S)	99	%	80-120		1		07/24/15 13:25	2037-26-5	
Preservation pH	**1.0**		0.10	0.10	1		07/24/15 13:25		

REPORT OF LABORATORY ANALYSIS

This report shall not be reproduced, except in full,
without the written consent of Pace Analytical Services, Inc..

Pace Analytical Services, Inc.
9608 Loiret Blvd.
Lenexa, KS 66219
(913)599-5665

ANALYTICAL RESULTS

Project: FORT SMITH, AR
Pace Project No.: 60199011

Sample: ITMW-10-201507 **Lab ID: 60199011024** Collected: 07/22/15 16:30 Received: 07/23/15 02:49 Matrix: Water

Parameters	Results	Units	Report Limit	MDL	DF	Prepared	Analyzed	CAS No.	Qual
Alcohol by Direct Inject GCFID	Analytical Method: EPA 8015 - Alcohol								
2-Chloroethanol	ND	ug/L	10000	1980	1		07/29/15 03:06	107-07-3	
6010 MET ICP	Analytical Method: EPA 6010 Preparation Method: EPA 3010								
Iron	**14.5J**	ug/L	50.0	9.0	1	07/24/15 14:45	07/27/15 13:18	7439-89-6	
Manganese	**114**	ug/L	5.0	2.4	1	07/24/15 14:45	07/27/15 13:18	7439-96-5	
8260 MSV	Analytical Method: EPA 5030B/8260								
Acetone	ND	ug/L	10.0	1.9	1		07/24/15 13:55	67-64-1	
Benzene	**0.17J**	ug/L	1.0	0.060	1		07/24/15 13:55	71-43-2	
Bromodichloromethane	ND	ug/L	1.0	0.19	1		07/24/15 13:55	75-27-4	
Bromoform	ND	ug/L	1.0	0.070	1		07/24/15 13:55	75-25-2	
Bromomethane	ND	ug/L	5.0	0.16	1		07/24/15 13:55	74-83-9	
2-Butanone (MEK)	ND	ug/L	10.0	0.59	1		07/24/15 13:55	78-93-3	
Carbon disulfide	ND	ug/L	5.0	0.12	1		07/24/15 13:55	75-15-0	
Carbon tetrachloride	ND	ug/L	1.0	0.18	1		07/24/15 13:55	56-23-5	
Chlorobenzene	ND	ug/L	1.0	0.21	1		07/24/15 13:55	108-90-7	
Chloroethane	ND	ug/L	1.0	0.15	1		07/24/15 13:55	75-00-3	
Chloroform	**0.27J**	ug/L	1.0	0.14	1		07/24/15 13:55	67-66-3	
Chloromethane	ND	ug/L	1.0	0.080	1		07/24/15 13:55	74-87-3	
Dibromochloromethane	ND	ug/L	1.0	0.21	1		07/24/15 13:55	124-48-1	
1,1-Dichloroethane	**3.0**	ug/L	1.0	0.050	1		07/24/15 13:55	75-34-3	
1,2-Dichloroethane	ND	ug/L	1.0	0.12	1		07/24/15 13:55	107-06-2	
1,1-Dichloroethene	**4.3**	ug/L	1.0	0.20	1		07/24/15 13:55	75-35-4	
cis-1,2-Dichloroethene	**36.2**	ug/L	1.0	0.080	1		07/24/15 13:55	156-59-2	
trans-1,2-Dichloroethene	**3.2**	ug/L	1.0	0.20	1		07/24/15 13:55	156-60-5	
1,2-Dichloropropane	ND	ug/L	1.0	0.16	1		07/24/15 13:55	78-87-5	
cis-1,3-Dichloropropene	ND	ug/L	1.0	0.14	1		07/24/15 13:55	10061-01-5	
trans-1,3-Dichloropropene	ND	ug/L	1.0	0.12	1		07/24/15 13:55	10061-02-6	
Ethylbenzene	ND	ug/L	1.0	0.18	1		07/24/15 13:55	100-41-4	
2-Hexanone	ND	ug/L	10.0	1.2	1		07/24/15 13:55	591-78-6	
Methylene chloride	ND	ug/L	1.0	0.15	1		07/24/15 13:55	75-09-2	
4-Methyl-2-pentanone (MIBK)	ND	ug/L	10.0	0.42	1		07/24/15 13:55	108-10-1	
Styrene	ND	ug/L	1.0	0.12	1		07/24/15 13:55	100-42-5	
1,1,2,2-Tetrachloroethane	ND	ug/L	1.0	0.15	1		07/24/15 13:55	79-34-5	
Tetrachloroethene	**0.85J**	ug/L	1.0	0.10	1		07/24/15 13:55	127-18-4	
Toluene	**1.1**	ug/L	1.0	0.17	1		07/24/15 13:55	108-88-3	
1,1,1-Trichloroethane	ND	ug/L	1.0	0.11	1		07/24/15 13:55	71-55-6	
1,1,2-Trichloroethane	**0.20J**	ug/L	1.0	0.20	1		07/24/15 13:55	79-00-5	
Trichloroethene	**504**	ug/L	5.0	0.85	5		07/24/15 14:10	79-01-6	
Vinyl chloride	**1.3**	ug/L	1.0	0.13	1		07/24/15 13:55	75-01-4	
Xylene (Total)	ND	ug/L	3.0	0.42	1		07/24/15 13:55	1330-20-7	
Surrogates									
4-Bromofluorobenzene (S)	98	%	80-120		1		07/24/15 13:55	460-00-4	
1,2-Dichloroethane-d4 (S)	101	%	80-120		1		07/24/15 13:55	17060-07-0	
Toluene-d8 (S)	98	%	80-120		1		07/24/15 13:55	2037-26-5	
Preservation pH	**1.0**		0.10	0.10	1		07/24/15 13:55		

REPORT OF LABORATORY ANALYSIS

This report shall not be reproduced, except in full,
without the written consent of Pace Analytical Services, Inc..

Pace Analytical Services, Inc.
9608 Loiret Blvd.
Lenexa, KS 66219
(913)599-5665

ANALYTICAL RESULTS

Project: FORT SMITH, AR
Pace Project No.: 60199011

Sample: ITMW-10-201507 **Lab ID: 60199011024** Collected: 07/22/15 16:30 Received: 07/23/15 02:49 Matrix: Water

Parameters	Results	Units	Report Limit	MDL	DF	Prepared	Analyzed	CAS No.	Qual
2320B Alkalinity	Analytical Method: SM 2320B								
Alkalinity,Bicarbonate (CaCO3)	**84.3**	mg/L	20.0	2.0	1		08/03/15 10:05		
Alkalinity, Carbonate (CaCO3)	ND	mg/L	20.0	2.0	1		08/03/15 10:05		
Alkalinity, Total as CaCO3	**84.3**	mg/L	20.0	2.0	1		08/03/15 10:05		
Iron, Ferric (Calculation)	Analytical Method: SM 3500-Fe B#4								
Iron, Ferric	ND	mg/L	0.20		1		08/06/15 00:00	7439-89-6	
4500H+ pH, Electrometric	Analytical Method: SM 4500-H+B								
pH at 25 Degrees C	**5.2**	Std. Units	0.10	0.10	1		07/22/15 19:30		1e,H6
4500S2D Sulfide, Total	Analytical Method: SM 4500-S-2 D								
Sulfide, Total	ND	mg/L	0.050	0.012	1		07/27/15 10:34	18496-25-8	
300.0 IC Anions 28 Days	Analytical Method: EPA 300.0								
Chloride	**120**	mg/L	10.0	5.0	10		07/29/15 09:35	16887-00-6	
Sulfate	**34.3**	mg/L	2.0	0.47	2		07/29/15 09:21	14808-79-8	
350.1 Ammonia	Analytical Method: EPA 350.1								
Nitrogen, Ammonia	ND	mg/L	0.10	0.033	1		07/28/15 16:18	7664-41-7	M1
353.2 Nitrogen, NO2/NO3 unpres	Analytical Method: EPA 353.2								
Nitrogen, Nitrate	**5.7**	mg/L	0.20	0.028	2		07/24/15 09:37		
Nitrogen, Nitrite	ND	mg/L	0.20	0.046	2		07/24/15 09:37		
Nitrogen, NO2 plus NO3	**5.7**	mg/L	0.20	0.028	2		07/24/15 09:37		
Total Carbon Dioxide Calc	Analytical Method: SM 4500-CO2 D								
Carbon Dioxide Calculation	**1160**	mg/L	20.0	20.0	1		07/30/15 00:00		
5310C TOC	Analytical Method: SM 5310C								
Total Organic Carbon	**1.1**	mg/L	1.0	0.46	1		08/05/15 14:30	7440-44-0	
SM4500P-E, Total Phosphorus	Analytical Method: SM 4500-P E Preparation Method: SM4500-P B								
Phosphate as P04	**0.032**	mg/L	0.030	0.010	1	07/29/15 13:07	07/29/15 15:52		

REPORT OF LABORATORY ANALYSIS

This report shall not be reproduced, except in full,
without the written consent of Pace Analytical Services, Inc..

Pace Analytical Services, Inc.
9608 Loiret Blvd.
Lenexa, KS 66219
(913)599-5665

ANALYTICAL RESULTS

Project: FORT SMITH, AR
Pace Project No.: 60199011

Sample: DUP-01-201507 **Lab ID: 60199011025** Collected: 07/22/15 16:30 Received: 07/23/15 02:49 Matrix: Water

Parameters	Results	Units	Report Limit	MDL	DF	Prepared	Analyzed	CAS No.	Qual
8260 MSV	Analytical Method: EPA 5030B/8260								
Acetone	ND	ug/L	10.0	1.9	1		07/24/15 13:40	67-64-1	
Benzene	**0.17J**	ug/L	1.0	0.060	1		07/24/15 13:40	71-43-2	
Bromodichloromethane	ND	ug/L	1.0	0.19	1		07/24/15 13:40	75-27-4	
Bromoform	ND	ug/L	1.0	0.070	1		07/24/15 13:40	75-25-2	
Bromomethane	ND	ug/L	5.0	0.16	1		07/24/15 13:40	74-83-9	
2-Butanone (MEK)	ND	ug/L	10.0	0.59	1		07/24/15 13:40	78-93-3	
Carbon disulfide	ND	ug/L	5.0	0.12	1		07/24/15 13:40	75-15-0	
Carbon tetrachloride	ND	ug/L	1.0	0.18	1		07/24/15 13:40	56-23-5	
Chlorobenzene	ND	ug/L	1.0	0.21	1		07/24/15 13:40	108-90-7	
Chloroethane	ND	ug/L	1.0	0.15	1		07/24/15 13:40	75-00-3	
Chloroform	**0.29J**	ug/L	1.0	0.14	1		07/24/15 13:40	67-66-3	
Chloromethane	ND	ug/L	1.0	0.080	1		07/24/15 13:40	74-87-3	
Dibromochloromethane	ND	ug/L	1.0	0.21	1		07/24/15 13:40	124-48-1	
1,1-Dichloroethane	**3.0**	ug/L	1.0	0.050	1		07/24/15 13:40	75-34-3	
1,2-Dichloroethane	ND	ug/L	1.0	0.12	1		07/24/15 13:40	107-06-2	
1,1-Dichloroethene	**4.3**	ug/L	1.0	0.20	1		07/24/15 13:40	75-35-4	
cis-1,2-Dichloroethene	**36.7**	ug/L	1.0	0.080	1		07/24/15 13:40	156-59-2	
trans-1,2-Dichloroethene	**3.2**	ug/L	1.0	0.20	1		07/24/15 13:40	156-60-5	
1,2-Dichloropropane	ND	ug/L	1.0	0.16	1		07/24/15 13:40	78-87-5	
cis-1,3-Dichloropropene	ND	ug/L	1.0	0.14	1		07/24/15 13:40	10061-01-5	
trans-1,3-Dichloropropene	ND	ug/L	1.0	0.12	1		07/24/15 13:40	10061-02-6	
Ethylbenzene	ND	ug/L	1.0	0.18	1		07/24/15 13:40	100-41-4	
2-Hexanone	ND	ug/L	10.0	1.2	1		07/24/15 13:40	591-78-6	
Methylene chloride	ND	ug/L	1.0	0.15	1		07/24/15 13:40	75-09-2	
4-Methyl-2-pentanone (MIBK)	ND	ug/L	10.0	0.42	1		07/24/15 13:40	108-10-1	
Styrene	ND	ug/L	1.0	0.12	1		07/24/15 13:40	100-42-5	
1,1,2,2-Tetrachloroethane	ND	ug/L	1.0	0.15	1		07/24/15 13:40	79-34-5	
Tetrachloroethene	**0.80J**	ug/L	1.0	0.10	1		07/24/15 13:40	127-18-4	
Toluene	**1.3**	ug/L	1.0	0.17	1		07/24/15 13:40	108-88-3	
1,1,1-Trichloroethane	ND	ug/L	1.0	0.11	1		07/24/15 13:40	71-55-6	
1,1,2-Trichloroethane	ND	ug/L	1.0	0.20	1		07/24/15 13:40	79-00-5	
Trichloroethene	**501**	ug/L	5.0	0.85	5		07/28/15 19:56	79-01-6	
Vinyl chloride	**1.5**	ug/L	1.0	0.13	1		07/24/15 13:40	75-01-4	
Xylene (Total)	ND	ug/L	3.0	0.42	1		07/24/15 13:40	1330-20-7	
Surrogates									
4-Bromofluorobenzene (S)	99	%	80-120		1		07/24/15 13:40	460-00-4	
1,2-Dichloroethane-d4 (S)	99	%	80-120		1		07/24/15 13:40	17060-07-0	
Toluene-d8 (S)	99	%	80-120		1		07/24/15 13:40	2037-26-5	
Preservation pH	**1.0**		0.10	0.10	1		07/24/15 13:40		

REPORT OF LABORATORY ANALYSIS

This report shall not be reproduced, except in full,
without the written consent of Pace Analytical Services, Inc..

Pace Analytical Services, Inc.
9608 Loiret Blvd.
Lenexa, KS 66219
(913)599-5665

ANALYTICAL RESULTS

Project: FORT SMITH, AR
Pace Project No.: 60199011

Sample: ITMW-20-201507 **Lab ID: 60199011026** Collected: 07/22/15 12:05 Received: 07/23/15 02:49 Matrix: Water

Parameters	Results	Units	Report Limit	MDL	DF	Prepared	Analyzed	CAS No.	Qual
Alcohol by Direct Inject GCFID	Analytical Method: EPA 8015 - Alcohol								
2-Chloroethanol	ND	ug/L	10000	1980	1		07/29/15 03:17	107-07-3	
6010 MET ICP	Analytical Method: EPA 6010 Preparation Method: EPA 3010								
Iron	**81.0**	ug/L	50.0	9.0	1	07/24/15 14:45	07/27/15 13:22	7439-89-6	
Manganese	**8.2**	ug/L	5.0	2.4	1	07/24/15 14:45	07/27/15 13:22	7439-96-5	
8260 MSV	Analytical Method: EPA 5030B/8260								
Acetone	ND	ug/L	10.0	1.9	1		07/24/15 12:40	67-64-1	
Benzene	ND	ug/L	1.0	0.060	1		07/24/15 12:40	71-43-2	
Bromodichloromethane	ND	ug/L	1.0	0.19	1		07/24/15 12:40	75-27-4	
Bromoform	ND	ug/L	1.0	0.070	1		07/24/15 12:40	75-25-2	
Bromomethane	ND	ug/L	5.0	0.16	1		07/24/15 12:40	74-83-9	
2-Butanone (MEK)	ND	ug/L	10.0	0.59	1		07/24/15 12:40	78-93-3	
Carbon disulfide	ND	ug/L	5.0	0.12	1		07/24/15 12:40	75-15-0	
Carbon tetrachloride	ND	ug/L	1.0	0.18	1		07/24/15 12:40	56-23-5	
Chlorobenzene	ND	ug/L	1.0	0.21	1		07/24/15 12:40	108-90-7	
Chloroethane	ND	ug/L	1.0	0.15	1		07/24/15 12:40	75-00-3	
Chloroform	ND	ug/L	1.0	0.14	1		07/24/15 12:40	67-66-3	
Chloromethane	ND	ug/L	1.0	0.080	1		07/24/15 12:40	74-87-3	
Dibromochloromethane	ND	ug/L	1.0	0.21	1		07/24/15 12:40	124-48-1	
1,1-Dichloroethane	ND	ug/L	1.0	0.050	1		07/24/15 12:40	75-34-3	
1,2-Dichloroethane	ND	ug/L	1.0	0.12	1		07/24/15 12:40	107-06-2	
1,1-Dichloroethene	ND	ug/L	1.0	0.20	1		07/24/15 12:40	75-35-4	
cis-1,2-Dichloroethene	ND	ug/L	1.0	0.080	1		07/24/15 12:40	156-59-2	
trans-1,2-Dichloroethene	ND	ug/L	1.0	0.20	1		07/24/15 12:40	156-60-5	
1,2-Dichloropropane	ND	ug/L	1.0	0.16	1		07/24/15 12:40	78-87-5	
cis-1,3-Dichloropropene	ND	ug/L	1.0	0.14	1		07/24/15 12:40	10061-01-5	
trans-1,3-Dichloropropene	ND	ug/L	1.0	0.12	1		07/24/15 12:40	10061-02-6	
Ethylbenzene	ND	ug/L	1.0	0.18	1		07/24/15 12:40	100-41-4	
2-Hexanone	ND	ug/L	10.0	1.2	1		07/24/15 12:40	591-78-6	
Methylene chloride	ND	ug/L	1.0	0.15	1		07/24/15 12:40	75-09-2	
4-Methyl-2-pentanone (MIBK)	ND	ug/L	10.0	0.42	1		07/24/15 12:40	108-10-1	
Styrene	ND	ug/L	1.0	0.12	1		07/24/15 12:40	100-42-5	
1,1,2,2-Tetrachloroethane	ND	ug/L	1.0	0.15	1		07/24/15 12:40	79-34-5	
Tetrachloroethene	ND	ug/L	1.0	0.10	1		07/24/15 12:40	127-18-4	
Toluene	ND	ug/L	1.0	0.17	1		07/24/15 12:40	108-88-3	
1,1,1-Trichloroethane	ND	ug/L	1.0	0.11	1		07/24/15 12:40	71-55-6	
1,1,2-Trichloroethane	ND	ug/L	1.0	0.20	1		07/24/15 12:40	79-00-5	
Trichloroethene	**0.20J**	ug/L	1.0	0.17	1		07/24/15 12:40	79-01-6	
Vinyl chloride	ND	ug/L	1.0	0.13	1		07/24/15 12:40	75-01-4	
Xylene (Total)	ND	ug/L	3.0	0.42	1		07/24/15 12:40	1330-20-7	
Surrogates									
4-Bromofluorobenzene (S)	102	%	80-120		1		07/24/15 12:40	460-00-4	
1,2-Dichloroethane-d4 (S)	99	%	80-120		1		07/24/15 12:40	17060-07-0	
Toluene-d8 (S)	97	%	80-120		1		07/24/15 12:40	2037-26-5	
Preservation pH	**1.0**		0.10	0.10	1		07/24/15 12:40		

REPORT OF LABORATORY ANALYSIS

This report shall not be reproduced, except in full,
without the written consent of Pace Analytical Services, Inc..

Pace Analytical Services, Inc.
9608 Loiret Blvd.
Lenexa, KS 66219
(913)599-5665

ANALYTICAL RESULTS

Project: FORT SMITH, AR
Pace Project No.: 60199011

Sample: ITMW-20-201507 **Lab ID: 60199011026** Collected: 07/22/15 12:05 Received: 07/23/15 02:49 Matrix: Water

Parameters	Results	Units	Report Limit	MDL	DF	Prepared	Analyzed	CAS No.	Qual
2320B Alkalinity	Analytical Method: SM 2320B								
Alkalinity,Bicarbonate (CaCO3)	**98.3**	mg/L	20.0	2.0	1		08/03/15 10:08		
Alkalinity, Carbonate (CaCO3)	ND	mg/L	20.0	2.0	1		08/03/15 10:08		
Alkalinity, Total as CaCO3	**98.3**	mg/L	20.0	2.0	1		08/03/15 10:08		
Iron, Ferric (Calculation)	Analytical Method: SM 3500-Fe B#4								
Iron, Ferric	ND	mg/L	0.20		1		08/06/15 00:00	7439-89-6	
4500H+ pH, Electrometric	Analytical Method: SM 4500-H+B								
pH at 25 Degrees C	**6.2**	Std. Units	0.10	0.10	1		07/22/15 19:30		1e,H6
4500S2D Sulfide, Total	Analytical Method: SM 4500-S-2 D								
Sulfide, Total	ND	mg/L	0.050	0.012	1		07/27/15 10:35	18496-25-8	M1
300.0 IC Anions 28 Days	Analytical Method: EPA 300.0								
Chloride	**100**	mg/L	10.0	5.0	10		07/29/15 10:02	16887-00-6	
Sulfate	**17.2**	mg/L	1.0	0.24	1		07/29/15 09:49	14808-79-8	
350.1 Ammonia	Analytical Method: EPA 350.1								
Nitrogen, Ammonia	ND	mg/L	0.10	0.033	1		07/28/15 16:20	7664-41-7	
353.2 Nitrogen, NO2/NO3 unpres	Analytical Method: EPA 353.2								
Nitrogen, Nitrate	**0.92**	mg/L	0.10	0.014	1		07/23/15 12:39		
Nitrogen, Nitrite	ND	mg/L	0.10	0.023	1		07/23/15 12:39		
Nitrogen, NO2 plus NO3	**0.92**	mg/L	0.10	0.014	1		07/23/15 12:39		
Total Carbon Dioxide Calc	Analytical Method: SM 4500-CO2 D								
Carbon Dioxide Calculation	**200**	mg/L	20.0	20.0	1		07/30/15 00:00		
5310C TOC	Analytical Method: SM 5310C								
Total Organic Carbon	ND	mg/L	1.0	0.46	1		08/05/15 14:43	7440-44-0	
SM4500P-E, Total Phosphorus	Analytical Method: SM 4500-P E Preparation Method: SM4500-P B								
Phosphate as P04	**0.032**	mg/L	0.030	0.010	1	07/29/15 13:07	07/29/15 15:52		

REPORT OF LABORATORY ANALYSIS

This report shall not be reproduced, except in full,
without the written consent of Pace Analytical Services, Inc..

Pace Analytical Services, Inc.
9608 Loiret Blvd.
Lenexa, KS 66219
(913)599-5665

ANALYTICAL RESULTS

Project: FORT SMITH, AR
Pace Project No.: 60199011

Sample: ITMW-4-201507 **Lab ID: 60199011027** Collected: 07/22/15 14:30 Received: 07/23/15 02:49 Matrix: Water

Parameters	Results	Units	Report Limit	MDL	DF	Prepared	Analyzed	CAS No.	Qual
Alcohol by Direct Inject GCFID	Analytical Method: EPA 8015 - Alcohol								
2-Chloroethanol	ND	ug/L	10000	1980	1		07/29/15 03:28	107-07-3	
6010 MET ICP	Analytical Method: EPA 6010 Preparation Method: EPA 3010								
Iron	**5810**	ug/L	50.0	9.0	1	07/24/15 14:45	07/27/15 13:25	7439-89-6	
Manganese	**3270**	ug/L	5.0	2.4	1	07/24/15 14:45	07/27/15 13:25	7439-96-5	
8260 MSV	Analytical Method: EPA 5030B/8260								
Acetone	**3.4J**	ug/L	10.0	1.9	1		07/24/15 12:55	67-64-1	
Benzene	ND	ug/L	1.0	0.060	1		07/24/15 12:55	71-43-2	
Bromodichloromethane	ND	ug/L	1.0	0.19	1		07/24/15 12:55	75-27-4	
Bromoform	ND	ug/L	1.0	0.070	1		07/24/15 12:55	75-25-2	
Bromomethane	**0.42J**	ug/L	5.0	0.16	1		07/24/15 12:55	74-83-9	
2-Butanone (MEK)	ND	ug/L	10.0	0.59	1		07/24/15 12:55	78-93-3	
Carbon disulfide	**0.17J**	ug/L	5.0	0.12	1		07/24/15 12:55	75-15-0	
Carbon tetrachloride	ND	ug/L	1.0	0.18	1		07/24/15 12:55	56-23-5	
Chlorobenzene	**0.94J**	ug/L	1.0	0.21	1		07/24/15 12:55	108-90-7	
Chloroethane	ND	ug/L	1.0	0.15	1		07/24/15 12:55	75-00-3	
Chloroform	**0.20J**	ug/L	1.0	0.14	1		07/24/15 12:55	67-66-3	
Chloromethane	ND	ug/L	1.0	0.080	1		07/24/15 12:55	74-87-3	
Dibromochloromethane	ND	ug/L	1.0	0.21	1		07/24/15 12:55	124-48-1	
1,1-Dichloroethane	**0.28J**	ug/L	1.0	0.050	1		07/24/15 12:55	75-34-3	
1,2-Dichloroethane	ND	ug/L	1.0	0.12	1		07/24/15 12:55	107-06-2	
1,1-Dichloroethene	ND	ug/L	1.0	0.20	1		07/24/15 12:55	75-35-4	
cis-1,2-Dichloroethene	**2.6**	ug/L	1.0	0.080	1		07/24/15 12:55	156-59-2	
trans-1,2-Dichloroethene	**0.24J**	ug/L	1.0	0.20	1		07/24/15 12:55	156-60-5	
1,2-Dichloropropane	ND	ug/L	1.0	0.16	1		07/24/15 12:55	78-87-5	
cis-1,3-Dichloropropene	ND	ug/L	1.0	0.14	1		07/24/15 12:55	10061-01-5	
trans-1,3-Dichloropropene	ND	ug/L	1.0	0.12	1		07/24/15 12:55	10061-02-6	
Ethylbenzene	ND	ug/L	1.0	0.18	1		07/24/15 12:55	100-41-4	
2-Hexanone	ND	ug/L	10.0	1.2	1		07/24/15 12:55	591-78-6	
Methylene chloride	**0.62J**	ug/L	1.0	0.15	1		07/24/15 12:55	75-09-2	
4-Methyl-2-pentanone (MIBK)	ND	ug/L	10.0	0.42	1		07/24/15 12:55	108-10-1	
Styrene	ND	ug/L	1.0	0.12	1		07/24/15 12:55	100-42-5	
1,1,2,2-Tetrachloroethane	ND	ug/L	1.0	0.15	1		07/24/15 12:55	79-34-5	
Tetrachloroethene	ND	ug/L	1.0	0.10	1		07/24/15 12:55	127-18-4	
Toluene	ND	ug/L	1.0	0.17	1		07/24/15 12:55	108-88-3	
1,1,1-Trichloroethane	ND	ug/L	1.0	0.11	1		07/24/15 12:55	71-55-6	
1,1,2-Trichloroethane	ND	ug/L	1.0	0.20	1		07/24/15 12:55	79-00-5	
Trichloroethene	**2.0**	ug/L	1.0	0.17	1		07/24/15 12:55	79-01-6	
Vinyl chloride	**0.17J**	ug/L	1.0	0.13	1		07/24/15 12:55	75-01-4	
Xylene (Total)	ND	ug/L	3.0	0.42	1		07/24/15 12:55	1330-20-7	
Surrogates									
4-Bromofluorobenzene (S)	99	%	80-120		1		07/24/15 12:55	460-00-4	
1,2-Dichloroethane-d4 (S)	99	%	80-120		1		07/24/15 12:55	17060-07-0	
Toluene-d8 (S)	97	%	80-120		1		07/24/15 12:55	2037-26-5	
Preservation pH	**1.0**		0.10	0.10	1		07/24/15 12:55		

REPORT OF LABORATORY ANALYSIS

This report shall not be reproduced, except in full,
without the written consent of Pace Analytical Services, Inc..

Pace Analytical Services, Inc.
9608 Loiret Blvd.
Lenexa, KS 66219
(913)599-5665

ANALYTICAL RESULTS

Project: FORT SMITH, AR
Pace Project No.: 60199011

Sample: ITMW-4-201507 **Lab ID: 60199011027** Collected: 07/22/15 14:30 Received: 07/23/15 02:49 Matrix: Water

Parameters	Results	Units	Report Limit	MDL	DF	Prepared	Analyzed	CAS No.	Qual
2320B Alkalinity	Analytical Method: SM 2320B								
Alkalinity,Bicarbonate (CaCO3)	**81.0**	mg/L	20.0	2.0	1		08/03/15 10:11		
Alkalinity, Carbonate (CaCO3)	ND	mg/L	20.0	2.0	1		08/03/15 10:11		
Alkalinity, Total as CaCO3	**81.0**	mg/L	20.0	2.0	1		08/03/15 10:11		
Iron, Ferric (Calculation)	Analytical Method: SM 3500-Fe B#4								
Iron, Ferric	**4.6**	mg/L	0.20		1		08/06/15 00:00	7439-89-6	
4500H+ pH, Electrometric	Analytical Method: SM 4500-H+B								
pH at 25 Degrees C	**6.2**	Std. Units	0.10	0.10	1		07/22/15 19:30		1e,H6
4500S2D Sulfide, Total	Analytical Method: SM 4500-S-2 D								
Sulfide, Total	ND	mg/L	0.050	0.012	1		07/27/15 10:36	18496-25-8	
300.0 IC Anions 28 Days	Analytical Method: EPA 300.0								
Chloride	**7.8**	mg/L	1.0	0.50	1		07/29/15 10:43	16887-00-6	
Sulfate	**16.5**	mg/L	1.0	0.24	1		07/29/15 10:43	14808-79-8	
350.1 Ammonia	Analytical Method: EPA 350.1								
Nitrogen, Ammonia	**0.28**	mg/L	0.10	0.033	1		07/28/15 16:22	7664-41-7	
353.2 Nitrogen, NO2/NO3 unpres	Analytical Method: EPA 353.2								
Nitrogen, Nitrate	ND	mg/L	0.10	0.014	1		07/23/15 12:40		
Nitrogen, Nitrite	ND	mg/L	0.10	0.023	1		07/23/15 12:40		
Nitrogen, NO2 plus NO3	ND	mg/L	0.10	0.014	1		07/23/15 12:40		
Total Carbon Dioxide Calc	Analytical Method: SM 4500-CO2 D								
Carbon Dioxide Calculation	**171**	mg/L	20.0	20.0	1		07/30/15 00:00		
5310C TOC	Analytical Method: SM 5310C								
Total Organic Carbon	**8.6**	mg/L	1.0	0.46	1		08/05/15 14:56	7440-44-0	
SM4500P-E, Total Phosphorus	Analytical Method: SM 4500-P E Preparation Method: SM4500-P B								
Phosphate as P04	**0.14**	mg/L	0.030	0.010	1	07/29/15 13:07	07/29/15 15:52		

REPORT OF LABORATORY ANALYSIS

This report shall not be reproduced, except in full,
without the written consent of Pace Analytical Services, Inc..

Pace Analytical Services, Inc.
9608 Loiret Blvd.
Lenexa, KS 66219
(913)599-5665

ANALYTICAL RESULTS

Project: FORT SMITH, AR
Pace Project No.: 60199011

Sample: TB-12-201507 **Lab ID: 60199011028** Collected: 07/22/15 08:00 Received: 07/23/15 02:49 Matrix: Water

Parameters	Results	Units	Report Limit	MDL	DF	Prepared	Analyzed	CAS No.	Qual
8260 MSV	Analytical Method: EPA 5030B/8260								
Acetone	**4.0J**	ug/L	10.0	1.9	1		07/24/15 10:11	67-64-1	
Benzene	ND	ug/L	1.0	0.060	1		07/24/15 10:11	71-43-2	
Bromodichloromethane	ND	ug/L	1.0	0.19	1		07/24/15 10:11	75-27-4	
Bromoform	ND	ug/L	1.0	0.070	1		07/24/15 10:11	75-25-2	
Bromomethane	ND	ug/L	5.0	0.16	1		07/24/15 10:11	74-83-9	
2-Butanone (MEK)	ND	ug/L	10.0	0.59	1		07/24/15 10:11	78-93-3	
Carbon disulfide	ND	ug/L	5.0	0.12	1		07/24/15 10:11	75-15-0	
Carbon tetrachloride	ND	ug/L	1.0	0.18	1		07/24/15 10:11	56-23-5	
Chlorobenzene	ND	ug/L	1.0	0.21	1		07/24/15 10:11	108-90-7	
Chloroethane	ND	ug/L	1.0	0.15	1		07/24/15 10:11	75-00-3	
Chloroform	ND	ug/L	1.0	0.14	1		07/24/15 10:11	67-66-3	
Chloromethane	ND	ug/L	1.0	0.080	1		07/24/15 10:11	74-87-3	
Dibromochloromethane	ND	ug/L	1.0	0.21	1		07/24/15 10:11	124-48-1	
1,1-Dichloroethane	ND	ug/L	1.0	0.050	1		07/24/15 10:11	75-34-3	
1,2-Dichloroethane	ND	ug/L	1.0	0.12	1		07/24/15 10:11	107-06-2	
1,1-Dichloroethene	ND	ug/L	1.0	0.20	1		07/24/15 10:11	75-35-4	
cis-1,2-Dichloroethene	ND	ug/L	1.0	0.080	1		07/24/15 10:11	156-59-2	
trans-1,2-Dichloroethene	ND	ug/L	1.0	0.20	1		07/24/15 10:11	156-60-5	
1,2-Dichloropropane	ND	ug/L	1.0	0.16	1		07/24/15 10:11	78-87-5	
cis-1,3-Dichloropropene	ND	ug/L	1.0	0.14	1		07/24/15 10:11	10061-01-5	
trans-1,3-Dichloropropene	ND	ug/L	1.0	0.12	1		07/24/15 10:11	10061-02-6	
Ethylbenzene	ND	ug/L	1.0	0.18	1		07/24/15 10:11	100-41-4	
2-Hexanone	ND	ug/L	10.0	1.2	1		07/24/15 10:11	591-78-6	
Methylene chloride	ND	ug/L	1.0	0.15	1		07/24/15 10:11	75-09-2	
4-Methyl-2-pentanone (MIBK)	ND	ug/L	10.0	0.42	1		07/24/15 10:11	108-10-1	
Styrene	ND	ug/L	1.0	0.12	1		07/24/15 10:11	100-42-5	
1,1,2,2-Tetrachloroethane	ND	ug/L	1.0	0.15	1		07/24/15 10:11	79-34-5	
Tetrachloroethene	ND	ug/L	1.0	0.10	1		07/24/15 10:11	127-18-4	
Toluene	ND	ug/L	1.0	0.17	1		07/24/15 10:11	108-88-3	
1,1,1-Trichloroethane	ND	ug/L	1.0	0.11	1		07/24/15 10:11	71-55-6	
1,1,2-Trichloroethane	ND	ug/L	1.0	0.20	1		07/24/15 10:11	79-00-5	
Trichloroethene	ND	ug/L	1.0	0.17	1		07/24/15 10:11	79-01-6	
Vinyl chloride	ND	ug/L	1.0	0.13	1		07/24/15 10:11	75-01-4	
Xylene (Total)	ND	ug/L	3.0	0.42	1		07/24/15 10:11	1330-20-7	
Surrogates									
4-Bromofluorobenzene (S)	96	%	80-120		1		07/24/15 10:11	460-00-4	
1,2-Dichloroethane-d4 (S)	100	%	80-120		1		07/24/15 10:11	17060-07-0	
Toluene-d8 (S)	96	%	80-120		1		07/24/15 10:11	2037-26-5	
Preservation pH	**1.0**		0.10	0.10	1		07/24/15 10:11		

REPORT OF LABORATORY ANALYSIS

This report shall not be reproduced, except in full,
without the written consent of Pace Analytical Services, Inc..

Pace Analytical Services, Inc.
9608 Loiret Blvd.
Lenexa, KS 66219
(913)599-5665

ANALYTICAL RESULTS

Project: FORT SMITH, AR
Pace Project No.: 60199011

Sample: TB-13-201507 **Lab ID: 60199011029** Collected: 07/22/15 08:00 Received: 07/23/15 02:49 Matrix: Water

Parameters	Results	Units	Report Limit	MDL	DF	Prepared	Analyzed	CAS No.	Qual
8260 MSV	Analytical Method: EPA 5030B/8260								
Acetone	**3.4J**	ug/L	10.0	1.9	1		07/24/15 10:26	67-64-1	
Benzene	ND	ug/L	1.0	0.060	1		07/24/15 10:26	71-43-2	
Bromodichloromethane	ND	ug/L	1.0	0.19	1		07/24/15 10:26	75-27-4	
Bromoform	ND	ug/L	1.0	0.070	1		07/24/15 10:26	75-25-2	
Bromomethane	ND	ug/L	5.0	0.16	1		07/24/15 10:26	74-83-9	
2-Butanone (MEK)	ND	ug/L	10.0	0.59	1		07/24/15 10:26	78-93-3	
Carbon disulfide	ND	ug/L	5.0	0.12	1		07/24/15 10:26	75-15-0	
Carbon tetrachloride	ND	ug/L	1.0	0.18	1		07/24/15 10:26	56-23-5	
Chlorobenzene	ND	ug/L	1.0	0.21	1		07/24/15 10:26	108-90-7	
Chloroethane	ND	ug/L	1.0	0.15	1		07/24/15 10:26	75-00-3	
Chloroform	ND	ug/L	1.0	0.14	1		07/24/15 10:26	67-66-3	
Chloromethane	ND	ug/L	1.0	0.080	1		07/24/15 10:26	74-87-3	
Dibromochloromethane	ND	ug/L	1.0	0.21	1		07/24/15 10:26	124-48-1	
1,1-Dichloroethane	ND	ug/L	1.0	0.050	1		07/24/15 10:26	75-34-3	
1,2-Dichloroethane	ND	ug/L	1.0	0.12	1		07/24/15 10:26	107-06-2	
1,1-Dichloroethene	ND	ug/L	1.0	0.20	1		07/24/15 10:26	75-35-4	
cis-1,2-Dichloroethene	ND	ug/L	1.0	0.080	1		07/24/15 10:26	156-59-2	
trans-1,2-Dichloroethene	ND	ug/L	1.0	0.20	1		07/24/15 10:26	156-60-5	
1,2-Dichloropropane	ND	ug/L	1.0	0.16	1		07/24/15 10:26	78-87-5	
cis-1,3-Dichloropropene	ND	ug/L	1.0	0.14	1		07/24/15 10:26	10061-01-5	
trans-1,3-Dichloropropene	ND	ug/L	1.0	0.12	1		07/24/15 10:26	10061-02-6	
Ethylbenzene	ND	ug/L	1.0	0.18	1		07/24/15 10:26	100-41-4	
2-Hexanone	ND	ug/L	10.0	1.2	1		07/24/15 10:26	591-78-6	
Methylene chloride	ND	ug/L	1.0	0.15	1		07/24/15 10:26	75-09-2	
4-Methyl-2-pentanone (MIBK)	ND	ug/L	10.0	0.42	1		07/24/15 10:26	108-10-1	
Styrene	ND	ug/L	1.0	0.12	1		07/24/15 10:26	100-42-5	
1,1,2,2-Tetrachloroethane	ND	ug/L	1.0	0.15	1		07/24/15 10:26	79-34-5	
Tetrachloroethene	ND	ug/L	1.0	0.10	1		07/24/15 10:26	127-18-4	
Toluene	ND	ug/L	1.0	0.17	1		07/24/15 10:26	108-88-3	
1,1,1-Trichloroethane	ND	ug/L	1.0	0.11	1		07/24/15 10:26	71-55-6	
1,1,2-Trichloroethane	ND	ug/L	1.0	0.20	1		07/24/15 10:26	79-00-5	
Trichloroethene	ND	ug/L	1.0	0.17	1		07/24/15 10:26	79-01-6	
Vinyl chloride	ND	ug/L	1.0	0.13	1		07/24/15 10:26	75-01-4	
Xylene (Total)	ND	ug/L	3.0	0.42	1		07/24/15 10:26	1330-20-7	
Surrogates									
4-Bromofluorobenzene (S)	100	%	80-120		1		07/24/15 10:26	460-00-4	
1,2-Dichloroethane-d4 (S)	100	%	80-120		1		07/24/15 10:26	17060-07-0	
Toluene-d8 (S)	99	%	80-120		1		07/24/15 10:26	2037-26-5	
Preservation pH	**1.0**		0.10	0.10	1		07/24/15 10:26		

REPORT OF LABORATORY ANALYSIS

This report shall not be reproduced, except in full,
without the written consent of Pace Analytical Services, Inc..

Pace Analytical Services, Inc.
9608 Loiret Blvd.
Lenexa, KS 66219
(913)599-5665

QUALITY CONTROL DATA

Project: FORT SMITH, AR
Pace Project No.: 60199011

QC Batch: GCSV/4159 Analysis Method: EPA 8015 - Alcohol
QC Batch Method: EPA 8015 - Alcohol Analysis Description: Alcohol by Direct Inject GCFID
Associated Lab Samples: 60199011001, 60199011003, 60199011004, 60199011005, 60199011007, 60199011008, 60199011009, 60199011010, 60199011012

METHOD BLANK: 154328 Matrix: Water
Associated Lab Samples:

Parameter	Units	Blank Result	Reporting Limit	Analyzed	Qualifiers
2-Chloroethanol	ug/L	ND	10000	07/28/15 20:21	

LABORATORY CONTROL SAMPLE: 154329

Parameter	Units	Spike Conc.	LCS Result	LCS % Rec	% Rec Limits	Qualifiers
2-Chloroethanol	ug/L	100000	90100	90	40-140	

MATRIX SPIKE & MATRIX SPIKE DUPLICATE: 154330 154331

Parameter	Units	60198937011 Result	MS Spike Conc.	MSD Spike Conc.	MS Result	MSD Result	MS % Rec	MSD % Rec	% Rec Limits	RPD	Max RPD	Qual
2-Chloroethanol	ug/L	ND	100000	100000	82300	69300	82	69	40-140	17	40	

Results presented on this page are in the units indicated by the "Units" column except where an alternate unit is presented to the right of the result.

REPORT OF LABORATORY ANALYSIS

This report shall not be reproduced, except in full,
without the written consent of Pace Analytical Services, Inc..

Pace Analytical Services, Inc.
9608 Loiret Blvd.
Lenexa, KS 66219
(913)599-5665

QUALITY CONTROL DATA

Project: FORT SMITH, AR
Pace Project No.: 60199011

QC Batch: GCSV/4160 Analysis Method: EPA 8015 - Alcohol
QC Batch Method: EPA 8015 - Alcohol Analysis Description: Alcohol by Direct Inject GCFID
Associated Lab Samples: 60199011013, 60199011014, 60199011015, 60199011017, 60199011018, 60199011019, 60199011021, 60199011022, 60199011024, 60199011026, 60199011027

METHOD BLANK: 154332 Matrix: Water
Associated Lab Samples:

Parameter	Units	Blank Result	Reporting Limit	Analyzed	Qualifiers
2-Chloroethanol	ug/L	ND	10000	07/28/15 21:06	

LABORATORY CONTROL SAMPLE: 154333

Parameter	Units	Spike Conc.	LCS Result	LCS % Rec	% Rec Limits	Qualifiers
2-Chloroethanol	ug/L	100000	93300	93	40-140	

MATRIX SPIKE & MATRIX SPIKE DUPLICATE: 154334 154335

Parameter	Units	60199172005 Result	MS Spike Conc.	MSD Spike Conc.	MS Result	MSD Result	MS % Rec	MSD % Rec	% Rec Limits	RPD	Max RPD	Qual
2-Chloroethanol	ug/L	ND	100000	100000	89600	98900	90	99	40-140	10	40	

Results presented on this page are in the units indicated by the "Units" column except where an alternate unit is presented to the right of the result.

REPORT OF LABORATORY ANALYSIS

This report shall not be reproduced, except in full,
without the written consent of Pace Analytical Services, Inc..

Pace Analytical Services, Inc.
9608 Loiret Blvd.
Lenexa, KS 66219
(913)599-5665

QUALITY CONTROL DATA

Project: FORT SMITH, AR
Pace Project No.: 60199011

QC Batch: MPRP/32632 Analysis Method: EPA 6010
QC Batch Method: EPA 3010 Analysis Description: 6010 MET
Associated Lab Samples: 60199011001, 60199011003, 60199011004, 60199011005, 60199011007, 60199011008, 60199011009, 60199011010, 60199011012, 60199011013, 60199011014, 60199011015, 60199011017, 60199011018, 60199011019, 60199011021, 60199011022, 60199011024, 60199011026, 60199011027

METHOD BLANK: 1606633 Matrix: Water
Associated Lab Samples: 60199011001, 60199011003, 60199011004, 60199011005, 60199011007, 60199011008, 60199011009, 60199011010, 60199011012, 60199011013, 60199011014, 60199011015, 60199011017, 60199011018, 60199011019, 60199011021, 60199011022, 60199011024, 60199011026, 60199011027

Parameter	Units	Blank Result	Reporting Limit	Analyzed	Qualifiers
Iron	ug/L	ND	50.0	07/27/15 11:50	
Manganese	ug/L	ND	5.0	07/27/15 11:50	

LABORATORY CONTROL SAMPLE: 1606634

Parameter	Units	Spike Conc.	LCS Result	LCS % Rec	% Rec Limits	Qualifiers
Iron	ug/L	10000	10300	103	80-120	
Manganese	ug/L	1000	1000	100	80-120	

MATRIX SPIKE & MATRIX SPIKE DUPLICATE: 1606635 1606636

Parameter	Units	60199011007 Result	MS Spike Conc.	MSD Spike Conc.	MS Result	MSD Result	MS % Rec	MSD % Rec	% Rec Limits	RPD	Max RPD	Qual
Iron	ug/L	135	10000	10000	9940	10200	98	101	75-125	3	20	
Manganese	ug/L	58.6	1000	1000	1020	1040	96	98	75-125	2	20	

Results presented on this page are in the units indicated by the "Units" column except where an alternate unit is presented to the right of the result.

REPORT OF LABORATORY ANALYSIS

This report shall not be reproduced, except in full,
without the written consent of Pace Analytical Services, Inc..

Pace Analytical Services, Inc.
9608 Loiret Blvd.
Lenexa, KS 66219
(913)599-5665

QUALITY CONTROL DATA

Project: FORT SMITH, AR
Pace Project No.: 60199011

QC Batch: MSV/70784 Analysis Method: EPA 5030B/8260
QC Batch Method: EPA 5030B/8260 Analysis Description: 8260 MSV Water 10 mL Purge
Associated Lab Samples: 60199011001, 60199011002, 60199011003, 60199011005, 60199011006, 60199011007, 60199011008, 60199011009, 60199011010, 60199011011, 60199011012, 60199011013, 60199011014, 60199011015, 60199011016, 60199011017, 60199011018, 60199011019, 60199011020, 60199011021

METHOD BLANK: 1605723 Matrix: Water
Associated Lab Samples: 60199011001, 60199011002, 60199011003, 60199011005, 60199011006, 60199011007, 60199011008, 60199011009, 60199011010, 60199011011, 60199011012, 60199011013, 60199011014, 60199011015, 60199011016, 60199011017, 60199011018, 60199011019, 60199011020, 60199011021

Parameter	Units	Blank Result	Reporting Limit	Analyzed	Qualifiers
1,1,1-Trichloroethane	ug/L	ND	1.0	07/23/15 20:02	
1,1,2,2-Tetrachloroethane	ug/L	ND	1.0	07/23/15 20:02	
1,1,2-Trichloroethane	ug/L	ND	1.0	07/23/15 20:02	
1,1-Dichloroethane	ug/L	ND	1.0	07/23/15 20:02	
1,1-Dichloroethene	ug/L	ND	1.0	07/23/15 20:02	
1,2-Dichloroethane	ug/L	ND	1.0	07/23/15 20:02	
1,2-Dichloropropane	ug/L	ND	1.0	07/23/15 20:02	
2-Butanone (MEK)	ug/L	ND	10.0	07/23/15 20:02	
2-Hexanone	ug/L	ND	10.0	07/23/15 20:02	
4-Methyl-2-pentanone (MIBK)	ug/L	ND	10.0	07/23/15 20:02	
Acetone	ug/L	2.4J	10.0	07/23/15 20:02	
Benzene	ug/L	ND	1.0	07/23/15 20:02	
Bromodichloromethane	ug/L	ND	1.0	07/23/15 20:02	
Bromoform	ug/L	ND	1.0	07/23/15 20:02	
Bromomethane	ug/L	ND	5.0	07/23/15 20:02	
Carbon disulfide	ug/L	ND	5.0	07/23/15 20:02	
Carbon tetrachloride	ug/L	ND	1.0	07/23/15 20:02	
Chlorobenzene	ug/L	ND	1.0	07/23/15 20:02	
Chloroethane	ug/L	ND	1.0	07/23/15 20:02	
Chloroform	ug/L	ND	1.0	07/23/15 20:02	
Chloromethane	ug/L	ND	1.0	07/23/15 20:02	
cis-1,2-Dichloroethene	ug/L	ND	1.0	07/23/15 20:02	
cis-1,3-Dichloropropene	ug/L	ND	1.0	07/23/15 20:02	
Dibromochloromethane	ug/L	ND	1.0	07/23/15 20:02	
Ethylbenzene	ug/L	ND	1.0	07/23/15 20:02	
Methylene chloride	ug/L	ND	1.0	07/23/15 20:02	
Styrene	ug/L	ND	1.0	07/23/15 20:02	
Tetrachloroethene	ug/L	ND	1.0	07/23/15 20:02	
Toluene	ug/L	ND	1.0	07/23/15 20:02	
trans-1,2-Dichloroethene	ug/L	ND	1.0	07/23/15 20:02	
trans-1,3-Dichloropropene	ug/L	ND	1.0	07/23/15 20:02	
Trichloroethene	ug/L	ND	1.0	07/23/15 20:02	
Vinyl chloride	ug/L	ND	1.0	07/23/15 20:02	
Xylene (Total)	ug/L	ND	3.0	07/23/15 20:02	
1,2-Dichloroethane-d4 (S)	%	97	80-120	07/23/15 20:02	
4-Bromofluorobenzene (S)	%	101	80-120	07/23/15 20:02	
Toluene-d8 (S)	%	98	80-120	07/23/15 20:02	

Results presented on this page are in the units indicated by the "Units" column except where an alternate unit is presented to the right of the result.

REPORT OF LABORATORY ANALYSIS

This report shall not be reproduced, except in full,
without the written consent of Pace Analytical Services, Inc..

Pace Analytical Services, Inc.
9608 Loiret Blvd.
Lenexa, KS 66219
(913)599-5665

QUALITY CONTROL DATA

Project: FORT SMITH, AR
Pace Project No.: 60199011

LABORATORY CONTROL SAMPLE: 1605724

Parameter	Units	Spike Conc.	LCS Result	LCS % Rec	% Rec Limits	Qualifiers
1,1,1-Trichloroethane	ug/L	20	20.6	103	80-120	
1,1,2,2-Tetrachloroethane	ug/L	20	19.0	95	73-121	
1,1,2-Trichloroethane	ug/L	20	20.2	101	80-120	
1,1-Dichloroethane	ug/L	20	21.9	109	80-120	
1,1-Dichloroethene	ug/L	20	20.8	104	80-120	
1,2-Dichloroethane	ug/L	20	20.5	102	81-120	
1,2-Dichloropropane	ug/L	20	19.7	99	80-120	
2-Butanone (MEK)	ug/L	100	98.9	99	67-122	
2-Hexanone	ug/L	100	99.2	99	75-121	
4-Methyl-2-pentanone (MIBK)	ug/L	100	102	102	76-120	
Acetone	ug/L	100	104	104	72-120	
Benzene	ug/L	20	22.0	110	80-120	
Bromodichloromethane	ug/L	20	20.4	102	80-120	
Bromoform	ug/L	20	19.7	98	73-138	
Bromomethane	ug/L	20	24.1	121	38-137	
Carbon disulfide	ug/L	20	19.7	99	71-129	
Carbon tetrachloride	ug/L	20	20.4	102	67-146	
Chlorobenzene	ug/L	20	20.9	105	80-120	
Chloroethane	ug/L	20	20.4	102	76-120	
Chloroform	ug/L	20	18.8	94	80-120	
Chloromethane	ug/L	20	42.3	212	34-165	L0
cis-1,2-Dichloroethene	ug/L	20	21.2	106	80-120	
cis-1,3-Dichloropropene	ug/L	20	20.7	103	80-120	
Dibromochloromethane	ug/L	20	20.0	100	80-126	
Ethylbenzene	ug/L	20	21.1	106	80-120	
Methylene chloride	ug/L	20	21.7	108	80-120	
Styrene	ug/L	20	21.3	106	80-123	
Tetrachloroethene	ug/L	20	20.2	101	80-123	
Toluene	ug/L	20	20.9	105	80-120	
trans-1,2-Dichloroethene	ug/L	20	19.2	96	80-120	
trans-1,3-Dichloropropene	ug/L	20	20.7	104	80-129	
Trichloroethene	ug/L	20	20.3	102	80-120	
Vinyl chloride	ug/L	20	20.2	101	62-125	
Xylene (Total)	ug/L	60	66.1	110	80-120	
1,2-Dichloroethane-d4 (S)	%			94	80-120	
4-Bromofluorobenzene (S)	%			98	80-120	
Toluene-d8 (S)	%			101	80-120	

MATRIX SPIKE & MATRIX SPIKE DUPLICATE: 1605725 1605726

Parameter	Units	60199011007 Result	MS Spike Conc.	MSD Spike Conc.	MS Result	MSD Result	MS % Rec	MSD % Rec	% Rec Limits	RPD	Max RPD	Qual
1,1,1-Trichloroethane	ug/L	ND	20	20	20.8	21.2	104	106	88-124	2	9	
1,1,2,2-Tetrachloroethane	ug/L	ND	20	20	19.1	18.6	96	93	78-116	3	13	
1,1,2-Trichloroethane	ug/L	ND	20	20	18.5	18.3	93	91	84-112	1	10	

Results presented on this page are in the units indicated by the "Units" column except where an alternate unit is presented to the right of the result.

REPORT OF LABORATORY ANALYSIS

This report shall not be reproduced, except in full,
without the written consent of Pace Analytical Services, Inc..

Pace Analytical Services, Inc.
9608 Loiret Blvd.
Lenexa, KS 66219
(913)599-5665

QUALITY CONTROL DATA

Project: FORT SMITH, AR
Pace Project No.: 60199011

MATRIX SPIKE & MATRIX SPIKE DUPLICATE: 1605725 1605726

Parameter	Units	60199011007 Result	MS Spike Conc.	MSD Spike Conc.	MS Result	MSD Result	MS % Rec	MSD % Rec	% Rec Limits	RPD	Max RPD	Qual
1,1-Dichloroethane	ug/L	ND	20	20	20.5	22.1	102	110	82-121	7	9	
1,1-Dichloroethene	ug/L	ND	20	20	19.7	20.2	98	101	78-124	3	12	
1,2-Dichloroethane	ug/L	ND	20	20	20.0	19.5	100	97	79-121	3	12	
1,2-Dichloropropane	ug/L	ND	20	20	18.9	19.4	94	97	82-119	3	10	
2-Butanone (MEK)	ug/L	ND	100	100	93.4	89.6	93	90	66-114	4	13	
2-Hexanone	ug/L	ND	100	100	93.0	90.5	93	91	71-116	3	13	
4-Methyl-2-pentanone (MIBK)	ug/L	ND	100	100	97.9	93.9	98	94	72-122	4	12	
Acetone	ug/L	ND	100	100	88.2	91.0	87	89	65-113	3	27	
Benzene	ug/L	ND	20	20	21.3	21.8	106	109	46-155	2	13	
Bromodichloromethane	ug/L	ND	20	20	19.6	20.0	98	100	77-127	2	10	
Bromoform	ug/L	ND	20	20	17.8	18.8	89	94	70-125	5	11	
Bromomethane	ug/L	ND	20	20	19.2	22.0	96	110	41-140	14	30	
Carbon disulfide	ug/L	ND	20	20	19.1	20.3	95	101	68-140	6	10	
Carbon tetrachloride	ug/L	ND	20	20	20.7	20.6	103	103	68-147	0	11	
Chlorobenzene	ug/L	ND	20	20	19.6	20.3	98	102	83-121	4	9	
Chloroethane	ug/L	ND	20	20	19.2	20.6	96	103	69-126	7	19	
Chloroform	ug/L	ND	20	20	18.4	19.3	92	97	86-119	5	9	
Chloromethane	ug/L	ND	20	20	21.1	40.1	106	201	23-168	62	49	M0,R1
cis-1,2-Dichloroethene	ug/L	ND	20	20	19.6	21.3	98	107	85-117	8	10	
cis-1,3-Dichloropropene	ug/L	ND	20	20	19.0	19.6	95	98	74-115	3	12	
Dibromochloromethane	ug/L	ND	20	20	18.8	18.7	94	93	65-134	1	11	
Ethylbenzene	ug/L	ND	20	20	19.8	21.0	99	105	51-148	5	14	
Methylene chloride	ug/L	ND	20	20	19.1	20.1	95	100	75-118	5	11	
Styrene	ug/L	ND	20	20	19.2	20.6	96	103	17-174	7	10	
Tetrachloroethene	ug/L	ND	20	20	19.5	20.4	97	102	78-127	5	9	
Toluene	ug/L	ND	20	20	20.1	20.7	101	104	47-149	3	16	
trans-1,2-Dichloroethene	ug/L	ND	20	20	19.8	19.9	99	100	84-119	1	12	
trans-1,3-Dichloropropene	ug/L	ND	20	20	18.2	18.8	91	94	71-120	4	10	
Trichloroethene	ug/L	ND	20	20	19.9	20.5	100	102	70-135	3	10	
Vinyl chloride	ug/L	ND	20	20	18.7	19.8	93	99	58-130	6	11	
Xylene (Total)	ug/L	ND	60	60	60.7	64.6	101	108	39-158	6	15	
1,2-Dichloroethane-d4 (S)	%						99	98	80-120			
4-Bromofluorobenzene (S)	%						99	102	80-120			
Toluene-d8 (S)	%						97	99	80-120			
Preservation pH		1.0			1.0	1.0				0		

Results presented on this page are in the units indicated by the "Units" column except where an alternate unit is presented to the right of the result.

REPORT OF LABORATORY ANALYSIS

This report shall not be reproduced, except in full,
without the written consent of Pace Analytical Services, Inc..

Pace Analytical Services, Inc.
9608 Loiret Blvd.
Lenexa, KS 66219
(913)599-5665

QUALITY CONTROL DATA

Project: FORT SMITH, AR
Pace Project No.: 60199011

QC Batch: MSV/70795 Analysis Method: EPA 5030B/8260
QC Batch Method: EPA 5030B/8260 Analysis Description: 8260 MSV Water 10 mL Purge
Associated Lab Samples: 60199011002, 60199011022, 60199011023, 60199011024, 60199011025, 60199011026, 60199011027, 60199011028, 60199011029

METHOD BLANK: 1606282 Matrix: Water
Associated Lab Samples: 60199011002, 60199011022, 60199011023, 60199011024, 60199011025, 60199011026, 60199011027, 60199011028, 60199011029

Parameter	Units	Blank Result	Reporting Limit	Analyzed	Qualifiers
1,1,1-Trichloroethane	ug/L	ND	1.0	07/24/15 09:11	
1,1,2,2-Tetrachloroethane	ug/L	ND	1.0	07/24/15 09:11	
1,1,2-Trichloroethane	ug/L	ND	1.0	07/24/15 09:11	
1,1-Dichloroethane	ug/L	ND	1.0	07/24/15 09:11	
1,1-Dichloroethene	ug/L	ND	1.0	07/24/15 09:11	
1,2-Dichloroethane	ug/L	ND	1.0	07/24/15 09:11	
1,2-Dichloropropane	ug/L	ND	1.0	07/24/15 09:11	
2-Butanone (MEK)	ug/L	ND	10.0	07/24/15 09:11	
2-Hexanone	ug/L	ND	10.0	07/24/15 09:11	
4-Methyl-2-pentanone (MIBK)	ug/L	ND	10.0	07/24/15 09:11	
Acetone	ug/L	ND	10.0	07/24/15 09:11	
Benzene	ug/L	ND	1.0	07/24/15 09:11	
Bromodichloromethane	ug/L	ND	1.0	07/24/15 09:11	
Bromoform	ug/L	ND	1.0	07/24/15 09:11	
Bromomethane	ug/L	ND	5.0	07/24/15 09:11	
Carbon disulfide	ug/L	ND	5.0	07/24/15 09:11	
Carbon tetrachloride	ug/L	ND	1.0	07/24/15 09:11	
Chlorobenzene	ug/L	ND	1.0	07/24/15 09:11	
Chloroethane	ug/L	ND	1.0	07/24/15 09:11	
Chloroform	ug/L	ND	1.0	07/24/15 09:11	
Chloromethane	ug/L	ND	1.0	07/24/15 09:11	
cis-1,2-Dichloroethene	ug/L	ND	1.0	07/24/15 09:11	
cis-1,3-Dichloropropene	ug/L	ND	1.0	07/24/15 09:11	
Dibromochloromethane	ug/L	ND	1.0	07/24/15 09:11	
Ethylbenzene	ug/L	ND	1.0	07/24/15 09:11	
Methylene chloride	ug/L	ND	1.0	07/24/15 09:11	
Styrene	ug/L	ND	1.0	07/24/15 09:11	
Tetrachloroethene	ug/L	ND	1.0	07/24/15 09:11	
Toluene	ug/L	ND	1.0	07/24/15 09:11	
trans-1,2-Dichloroethene	ug/L	ND	1.0	07/24/15 09:11	
trans-1,3-Dichloropropene	ug/L	ND	1.0	07/24/15 09:11	
Trichloroethene	ug/L	ND	1.0	07/24/15 09:11	
Vinyl chloride	ug/L	ND	1.0	07/24/15 09:11	
Xylene (Total)	ug/L	ND	3.0	07/24/15 09:11	
1,2-Dichloroethane-d4 (S)	%	103	80-120	07/24/15 09:11	
4-Bromofluorobenzene (S)	%	98	80-120	07/24/15 09:11	
Toluene-d8 (S)	%	100	80-120	07/24/15 09:11	

Results presented on this page are in the units indicated by the "Units" column except where an alternate unit is presented to the right of the result.

REPORT OF LABORATORY ANALYSIS

This report shall not be reproduced, except in full,
without the written consent of Pace Analytical Services, Inc..

Pace Analytical Services, Inc.
9608 Loiret Blvd.
Lenexa, KS 66219
(913)599-5665

QUALITY CONTROL DATA

Project: FORT SMITH, AR
Pace Project No.: 60199011

LABORATORY CONTROL SAMPLE: 1606283

Parameter	Units	Spike Conc.	LCS Result	LCS % Rec	% Rec Limits	Qualifiers
1,1,1-Trichloroethane	ug/L	20	20.7	104	80-120	
1,1,2,2-Tetrachloroethane	ug/L	20	19.2	96	73-121	
1,1,2-Trichloroethane	ug/L	20	20.0	100	80-120	
1,1-Dichloroethane	ug/L	20	21.0	105	80-120	
1,1-Dichloroethene	ug/L	20	20.6	103	80-120	
1,2-Dichloroethane	ug/L	20	20.3	102	81-120	
1,2-Dichloropropane	ug/L	20	19.6	98	80-120	
2-Butanone (MEK)	ug/L	100	98.4	98	67-122	
2-Hexanone	ug/L	100	101	101	75-121	
4-Methyl-2-pentanone (MIBK)	ug/L	100	101	101	76-120	
Acetone	ug/L	100	97.6	98	72-120	
Benzene	ug/L	20	21.3	107	80-120	
Bromodichloromethane	ug/L	20	20.2	101	80-120	
Bromoform	ug/L	20	19.3	97	73-138	
Bromomethane	ug/L	20	23.9	119	38-137	
Carbon disulfide	ug/L	20	19.0	95	71-129	
Carbon tetrachloride	ug/L	20	19.8	99	67-146	
Chlorobenzene	ug/L	20	20.7	104	80-120	
Chloroethane	ug/L	20	19.5	98	76-120	
Chloroform	ug/L	20	19.1	95	80-120	
Chloromethane	ug/L	20	20.4	102	34-165	
cis-1,2-Dichloroethene	ug/L	20	20.5	102	80-120	
cis-1,3-Dichloropropene	ug/L	20	20.8	104	80-120	
Dibromochloromethane	ug/L	20	20.0	100	80-126	
Ethylbenzene	ug/L	20	20.5	103	80-120	
Methylene chloride	ug/L	20	19.6	98	80-120	
Styrene	ug/L	20	20.3	102	80-123	
Tetrachloroethene	ug/L	20	20.3	102	80-123	
Toluene	ug/L	20	21.3	106	80-120	
trans-1,2-Dichloroethene	ug/L	20	19.5	98	80-120	
trans-1,3-Dichloropropene	ug/L	20	21.1	106	80-129	
Trichloroethene	ug/L	20	19.9	99	80-120	
Vinyl chloride	ug/L	20	19.4	97	62-125	
Xylene (Total)	ug/L	60	63.6	106	80-120	
1,2-Dichloroethane-d4 (S)	%			97	80-120	
4-Bromofluorobenzene (S)	%			102	80-120	
Toluene-d8 (S)	%			101	80-120	

Results presented on this page are in the units indicated by the "Units" column except where an alternate unit is presented to the right of the result.

REPORT OF LABORATORY ANALYSIS

This report shall not be reproduced, except in full,
without the written consent of Pace Analytical Services, Inc..

Pace Analytical Services, Inc.
9608 Loiret Blvd.
Lenexa, KS 66219
(913)599-5665

QUALITY CONTROL DATA

Project: FORT SMITH, AR
Pace Project No.: 60199011

QC Batch: MSV/70864
QC Batch Method: EPA 5030B/8260
Analysis Method: EPA 5030B/8260
Analysis Description: 8260 MSV Water 10 mL Purge
Associated Lab Samples: 60199011025

METHOD BLANK: 1607976
Matrix: Water
Associated Lab Samples: 60199011025

Parameter	Units	Blank Result	Reporting Limit	Analyzed	Qualifiers
Trichloroethene	ug/L	ND	1.0	07/28/15 15:58	
1,2-Dichloroethane-d4 (S)	%	96	80-120	07/28/15 15:58	
4-Bromofluorobenzene (S)	%	98	80-120	07/28/15 15:58	
Toluene-d8 (S)	%	96	80-120	07/28/15 15:58	

LABORATORY CONTROL SAMPLE: 1607977

Parameter	Units	Spike Conc.	LCS Result	LCS % Rec	% Rec Limits	Qualifiers
Trichloroethene	ug/L	20	22.2	111	80-120	
1,2-Dichloroethane-d4 (S)	%			100	80-120	
4-Bromofluorobenzene (S)	%			101	80-120	
Toluene-d8 (S)	%			97	80-120	

Results presented on this page are in the units indicated by the "Units" column except where an alternate unit is presented to the right of the result.

REPORT OF LABORATORY ANALYSIS

This report shall not be reproduced, except in full,
without the written consent of Pace Analytical Services, Inc..

Pace Analytical Services, Inc.
9608 Loiret Blvd.
Lenexa, KS 66219
(913)599-5665

QUALITY CONTROL DATA

Project: FORT SMITH, AR
Pace Project No.: 60199011

QC Batch: MSV/70805
QC Batch Method: EPA 5030B/8260
Analysis Method: EPA 5030B/8260
Analysis Description: 8260 MSV Water 7 day
Associated Lab Samples: 60199011004

METHOD BLANK: 1606613 Matrix: Water
Associated Lab Samples: 60199011004

Parameter	Units	Blank Result	Reporting Limit	Analyzed	Qualifiers
Trichloroethene	ug/L	ND	1.0	07/24/15 15:25	
1,2-Dichloroethane-d4 (S)	%	100	80-120	07/24/15 15:25	
4-Bromofluorobenzene (S)	%	101	80-120	07/24/15 15:25	
Toluene-d8 (S)	%	98	80-120	07/24/15 15:25	

LABORATORY CONTROL SAMPLE: 1606614

Parameter	Units	Spike Conc.	LCS Result	LCS % Rec	% Rec Limits	Qualifiers
Trichloroethene	ug/L	20	21.8	109	80-120	
1,2-Dichloroethane-d4 (S)	%			100	80-120	
4-Bromofluorobenzene (S)	%			98	80-120	
Toluene-d8 (S)	%			99	80-120	

Results presented on this page are in the units indicated by the "Units" column except where an alternate unit is presented to the right of the result.

REPORT OF LABORATORY ANALYSIS

This report shall not be reproduced, except in full,
without the written consent of Pace Analytical Services, Inc..

Pace Analytical Services, Inc.
9608 Loiret Blvd.
Lenexa, KS 66219
(913)599-5665

QUALITY CONTROL DATA

Project: FORT SMITH, AR
Pace Project No.: 60199011

QC Batch: MSV/70895
QC Batch Method: EPA 5030B/8260
Analysis Method: EPA 5030B/8260
Analysis Description: 8260 MSV Water 7 day
Associated Lab Samples: 60199011004

METHOD BLANK: 1608744
Matrix: Water
Associated Lab Samples: 60199011004

Parameter	Units	Blank Result	Reporting Limit	Analyzed	Qualifiers
1,1,1-Trichloroethane	ug/L	ND	1.0	07/29/15 13:00	
1,1,2,2-Tetrachloroethane	ug/L	ND	1.0	07/29/15 13:00	
1,1,2-Trichloroethane	ug/L	ND	1.0	07/29/15 13:00	
1,1-Dichloroethane	ug/L	ND	1.0	07/29/15 13:00	
1,1-Dichloroethene	ug/L	ND	1.0	07/29/15 13:00	
1,2-Dichloroethane	ug/L	ND	1.0	07/29/15 13:00	
1,2-Dichloropropane	ug/L	ND	1.0	07/29/15 13:00	
2-Butanone (MEK)	ug/L	ND	10.0	07/29/15 13:00	
2-Hexanone	ug/L	ND	10.0	07/29/15 13:00	
4-Methyl-2-pentanone (MIBK)	ug/L	ND	10.0	07/29/15 13:00	
Acetone	ug/L	ND	10.0	07/29/15 13:00	
Benzene	ug/L	ND	1.0	07/29/15 13:00	
Bromodichloromethane	ug/L	ND	1.0	07/29/15 13:00	
Bromoform	ug/L	ND	1.0	07/29/15 13:00	
Bromomethane	ug/L	ND	5.0	07/29/15 13:00	
Carbon disulfide	ug/L	ND	5.0	07/29/15 13:00	
Carbon tetrachloride	ug/L	ND	1.0	07/29/15 13:00	
Chlorobenzene	ug/L	ND	1.0	07/29/15 13:00	
Chloroethane	ug/L	ND	1.0	07/29/15 13:00	
Chloroform	ug/L	ND	1.0	07/29/15 13:00	
Chloromethane	ug/L	ND	1.0	07/29/15 13:00	
cis-1,2-Dichloroethene	ug/L	ND	1.0	07/29/15 13:00	
cis-1,3-Dichloropropene	ug/L	ND	1.0	07/29/15 13:00	
Dibromochloromethane	ug/L	ND	1.0	07/29/15 13:00	
Ethylbenzene	ug/L	ND	1.0	07/29/15 13:00	
Methylene chloride	ug/L	ND	1.0	07/29/15 13:00	
Styrene	ug/L	ND	1.0	07/29/15 13:00	
Tetrachloroethene	ug/L	ND	1.0	07/29/15 13:00	
Toluene	ug/L	0.19J	1.0	07/29/15 13:00	
trans-1,2-Dichloroethene	ug/L	ND	1.0	07/29/15 13:00	
trans-1,3-Dichloropropene	ug/L	ND	1.0	07/29/15 13:00	
Vinyl chloride	ug/L	ND	1.0	07/29/15 13:00	
Xylene (Total)	ug/L	ND	3.0	07/29/15 13:00	
1,2-Dichloroethane-d4 (S)	%	94	80-120	07/29/15 13:00	
4-Bromofluorobenzene (S)	%	98	80-120	07/29/15 13:00	
Toluene-d8 (S)	%	99	80-120	07/29/15 13:00	

Results presented on this page are in the units indicated by the "Units" column except where an alternate unit is presented to the right of the result.

REPORT OF LABORATORY ANALYSIS

This report shall not be reproduced, except in full,
without the written consent of Pace Analytical Services, Inc..

Pace Analytical Services, Inc.
9608 Loiret Blvd.
Lenexa, KS 66219
(913)599-5665

QUALITY CONTROL DATA

Project: FORT SMITH, AR
Pace Project No.: 60199011

LABORATORY CONTROL SAMPLE: 1608745

Parameter	Units	Spike Conc.	LCS Result	LCS % Rec	% Rec Limits	Qualifiers
1,1,1-Trichloroethane	ug/L	20	19.7	99	80-120	
1,1,2,2-Tetrachloroethane	ug/L	20	20.9	105	73-121	
1,1,2-Trichloroethane	ug/L	20	21.3	106	80-120	
1,1-Dichloroethane	ug/L	20	21.1	105	80-120	
1,1-Dichloroethene	ug/L	20	19.5	98	80-120	
1,2-Dichloroethane	ug/L	20	20.7	103	81-120	
1,2-Dichloropropane	ug/L	20	21.2	106	80-120	
2-Butanone (MEK)	ug/L	100	105	105	67-122	
2-Hexanone	ug/L	100	103	103	75-121	
4-Methyl-2-pentanone (MIBK)	ug/L	100	109	109	76-120	
Acetone	ug/L	100	95.6	96	72-120	
Benzene	ug/L	20	21.9	109	80-120	
Bromodichloromethane	ug/L	20	20.1	100	80-120	
Bromoform	ug/L	20	20.6	103	73-138	
Bromomethane	ug/L	20	15.0	75	38-137	
Carbon disulfide	ug/L	20	20.0	100	71-129	
Carbon tetrachloride	ug/L	20	20.4	102	67-146	
Chlorobenzene	ug/L	20	20.8	104	80-120	
Chloroethane	ug/L	20	19.5	98	76-120	
Chloroform	ug/L	20	19.7	98	80-120	
Chloromethane	ug/L	20	16.0	80	34-165	
cis-1,2-Dichloroethene	ug/L	20	21.0	105	80-120	
cis-1,3-Dichloropropene	ug/L	20	21.5	108	80-120	
Dibromochloromethane	ug/L	20	20.3	101	80-126	
Ethylbenzene	ug/L	20	21.0	105	80-120	
Methylene chloride	ug/L	20	22.0	110	80-120	
Styrene	ug/L	20	21.1	105	80-123	
Tetrachloroethene	ug/L	20	21.4	107	80-123	
Toluene	ug/L	20	21.4	107	80-120	
trans-1,2-Dichloroethene	ug/L	20	20.6	103	80-120	
trans-1,3-Dichloropropene	ug/L	20	20.9	105	80-129	
Vinyl chloride	ug/L	20	17.1	86	62-125	
Xylene (Total)	ug/L	60	63.6	106	80-120	
1,2-Dichloroethane-d4 (S)	%			94	80-120	
4-Bromofluorobenzene (S)	%			94	80-120	
Toluene-d8 (S)	%			99	80-120	

Results presented on this page are in the units indicated by the "Units" column except where an alternate unit is presented to the right of the result.

REPORT OF LABORATORY ANALYSIS

This report shall not be reproduced, except in full,
without the written consent of Pace Analytical Services, Inc..

Pace Analytical Services, Inc.
9608 Loiret Blvd.
Lenexa, KS 66219
(913)599-5665

QUALITY CONTROL DATA

Project: FORT SMITH, AR
Pace Project No.: 60199011

QC Batch: WET/56287 Analysis Method: SM 2320B
QC Batch Method: SM 2320B Analysis Description: 2320B Alkalinity
Associated Lab Samples: 60199011001, 60199011003, 60199011004, 60199011005, 60199011008, 60199011009, 60199011010, 60199011012, 60199011013, 60199011014, 60199011015, 60199011017, 60199011018, 60199011019, 60199011021

METHOD BLANK: 1609799 Matrix: Water
Associated Lab Samples: 60199011001, 60199011003, 60199011004, 60199011005, 60199011008, 60199011009, 60199011010, 60199011012, 60199011013, 60199011014, 60199011015, 60199011017, 60199011018, 60199011019, 60199011021

Parameter	Units	Blank Result	Reporting Limit	Analyzed	Qualifiers
Alkalinity, Carbonate (CaCO3)	mg/L	ND	20.0	07/31/15 13:30	
Alkalinity, Total as CaCO3	mg/L	ND	20.0	07/31/15 13:30	
Alkalinity,Bicarbonate (CaCO3)	mg/L	ND	20.0	07/31/15 13:30	

LABORATORY CONTROL SAMPLE: 1609800

Parameter	Units	Spike Conc.	LCS Result	LCS % Rec	% Rec Limits	Qualifiers
Alkalinity, Total as CaCO3	mg/L	500	474	95	90-110	

SAMPLE DUPLICATE: 1609801

Parameter	Units	60198987001 Result	Dup Result	RPD	Max RPD	Qualifiers
Alkalinity, Carbonate (CaCO3)	mg/L	ND	ND		10	
Alkalinity, Total as CaCO3	mg/L	952	957	1	10	
Alkalinity,Bicarbonate (CaCO3)	mg/L	952	957	1	10	

SAMPLE DUPLICATE: 1609802

Parameter	Units	60199011008 Result	Dup Result	RPD	Max RPD	Qualifiers
Alkalinity, Carbonate (CaCO3)	mg/L	ND	ND		10	
Alkalinity, Total as CaCO3	mg/L	39.2	39.4	1	10	
Alkalinity,Bicarbonate (CaCO3)	mg/L	39.2	39.4	1	10	

Results presented on this page are in the units indicated by the "Units" column except where an alternate unit is presented to the right of the result.

REPORT OF LABORATORY ANALYSIS

This report shall not be reproduced, except in full,
without the written consent of Pace Analytical Services, Inc..

Pace Analytical Services, Inc.
9608 Loiret Blvd.
Lenexa, KS 66219
(913)599-5665

QUALITY CONTROL DATA

Project: FORT SMITH, AR
Pace Project No.: 60199011

QC Batch: WET/56309 Analysis Method: SM 2320B
QC Batch Method: SM 2320B Analysis Description: 2320B Alkalinity
Associated Lab Samples: 60199011007, 60199011022, 60199011024, 60199011026, 60199011027

METHOD BLANK: 1610654 Matrix: Water
Associated Lab Samples: 60199011007, 60199011022, 60199011024, 60199011026, 60199011027

Parameter	Units	Blank Result	Reporting Limit	Analyzed	Qualifiers
Alkalinity, Carbonate (CaCO3)	mg/L	ND	20.0	08/03/15 09:52	
Alkalinity, Total as CaCO3	mg/L	ND	20.0	08/03/15 09:52	
Alkalinity,Bicarbonate (CaCO3)	mg/L	ND	20.0	08/03/15 09:52	

LABORATORY CONTROL SAMPLE: 1610655

Parameter	Units	Spike Conc.	LCS Result	LCS % Rec	% Rec Limits	Qualifiers
Alkalinity, Total as CaCO3	mg/L	500	475	95	90-110	

SAMPLE DUPLICATE: 1610656

Parameter	Units	60199011007 Result	Dup Result	RPD	Max RPD	Qualifiers
Alkalinity, Carbonate (CaCO3)	mg/L	ND	ND		10	
Alkalinity, Total as CaCO3	mg/L	73.7	72.5	2	10	
Alkalinity,Bicarbonate (CaCO3)	mg/L	73.7	72.5	2	10	

SAMPLE DUPLICATE: 1610657

Parameter	Units	60199172002 Result	Dup Result	RPD	Max RPD	Qualifiers
Alkalinity, Carbonate (CaCO3)	mg/L	ND	ND		10	
Alkalinity, Total as CaCO3	mg/L	74.4	74.0	1	10	
Alkalinity,Bicarbonate (CaCO3)	mg/L	74.4	74.0	1	10	

Results presented on this page are in the units indicated by the "Units" column except where an alternate unit is presented to the right of the result.

REPORT OF LABORATORY ANALYSIS

This report shall not be reproduced, except in full,
without the written consent of Pace Analytical Services, Inc..

Pace Analytical Services, Inc.
9608 Loiret Blvd.
Lenexa, KS 66219
(913)599-5665

QUALITY CONTROL DATA

Project: FORT SMITH, AR
Pace Project No.: 60199011

QC Batch: WET/56143 Analysis Method: SM 4500-S-2 D
QC Batch Method: SM 4500-S-2 D Analysis Description: 4500S2D Sulfide, Total
Associated Lab Samples: 60199011001, 60199011003, 60199011004, 60199011005, 60199011007, 60199011008, 60199011009, 60199011010, 60199011012, 60199011013, 60199011014, 60199011015, 60199011017, 60199011018, 60199011019, 60199011021, 60199011022, 60199011024

METHOD BLANK: 1606214 Matrix: Water
Associated Lab Samples: 60199011001, 60199011003, 60199011004, 60199011005, 60199011007, 60199011008, 60199011009, 60199011010, 60199011012, 60199011013, 60199011014, 60199011015, 60199011017, 60199011018, 60199011019, 60199011021, 60199011022, 60199011024

Parameter	Units	Blank Result	Reporting Limit	Analyzed	Qualifiers
Sulfide, Total	mg/L	ND	0.050	07/27/15 10:06	

LABORATORY CONTROL SAMPLE: 1606215

Parameter	Units	Spike Conc.	LCS Result	LCS % Rec	% Rec Limits	Qualifiers
Sulfide, Total	mg/L	.5	0.48	96	80-120	

MATRIX SPIKE SAMPLE: 1606216

Parameter	Units	60199032001 Result	Spike Conc.	MS Result	MS % Rec	% Rec Limits	Qualifiers
Sulfide, Total	mg/L	ND	.5	0.27	54	75-125	M1

SAMPLE DUPLICATE: 1606217

Parameter	Units	60199011007 Result	Dup Result	RPD	Max RPD	Qualifiers
Sulfide, Total	mg/L	ND	ND		20	

SAMPLE DUPLICATE: 1606218

Parameter	Units	60199011012 Result	Dup Result	RPD	Max RPD	Qualifiers
Sulfide, Total	mg/L	ND	ND		20	

Results presented on this page are in the units indicated by the "Units" column except where an alternate unit is presented to the right of the result.

REPORT OF LABORATORY ANALYSIS

This report shall not be reproduced, except in full,
without the written consent of Pace Analytical Services, Inc..

Pace Analytical Services, Inc.
9608 Loiret Blvd.
Lenexa, KS 66219
(913)599-5665

QUALITY CONTROL DATA

Project: FORT SMITH, AR
Pace Project No.: 60199011

QC Batch: WET/56146 Analysis Method: SM 4500-S-2 D
QC Batch Method: SM 4500-S-2 D Analysis Description: 4500S2D Sulfide, Total
Associated Lab Samples: 60199011026, 60199011027

METHOD BLANK: 1606234 Matrix: Water
Associated Lab Samples: 60199011026, 60199011027

Parameter	Units	Blank Result	Reporting Limit	Analyzed	Qualifiers
Sulfide, Total	mg/L	ND	0.050	07/27/15 10:34	

LABORATORY CONTROL SAMPLE: 1606235

Parameter	Units	Spike Conc.	LCS Result	LCS % Rec	% Rec Limits	Qualifiers
Sulfide, Total	mg/L	.5	0.48	96	80-120	

MATRIX SPIKE SAMPLE: 1606236

Parameter	Units	60199011026 Result	Spike Conc.	MS Result	MS % Rec	% Rec Limits	Qualifiers
Sulfide, Total	mg/L	ND	.5	0.18	37	75-125	M1

SAMPLE DUPLICATE: 1606237

Parameter	Units	60199011027 Result	Dup Result	RPD	Max RPD	Qualifiers
Sulfide, Total	mg/L	ND	ND		20	

SAMPLE DUPLICATE: 1606238

Parameter	Units	60198990009 Result	Dup Result	RPD	Max RPD	Qualifiers
Sulfide, Total	mg/L	ND	ND		20	

Results presented on this page are in the units indicated by the "Units" column except where an alternate unit is presented to the right of the result.

REPORT OF LABORATORY ANALYSIS

This report shall not be reproduced, except in full,
without the written consent of Pace Analytical Services, Inc..

Pace Analytical Services, Inc.
9608 Loiret Blvd.
Lenexa, KS 66219
(913)599-5665

QUALITY CONTROL DATA

Project: FORT SMITH, AR
Pace Project No.: 60199011

QC Batch: WETA/35217 Analysis Method: EPA 300.0
QC Batch Method: EPA 300.0 Analysis Description: 300.0 IC Anions
Associated Lab Samples: 60199011001, 60199011003, 60199011004, 60199011005, 60199011007, 60199011008, 60199011009, 60199011010, 60199011012, 60199011013, 60199011014, 60199011015, 60199011017, 60199011018, 60199011019, 60199011021, 60199011022, 60199011024, 60199011026, 60199011027

METHOD BLANK: 1607842 Matrix: Water
Associated Lab Samples: 60199011001, 60199011003, 60199011004, 60199011005, 60199011007, 60199011008, 60199011009, 60199011010, 60199011012, 60199011013, 60199011014, 60199011015, 60199011017, 60199011018, 60199011019, 60199011021, 60199011022, 60199011024, 60199011026, 60199011027

Parameter	Units	Blank Result	Reporting Limit	Analyzed	Qualifiers
Chloride	mg/L	ND	1.0	07/28/15 14:47	
Sulfate	mg/L	ND	1.0	07/28/15 14:47	

METHOD BLANK: 1608262 Matrix: Water
Associated Lab Samples: 60199011001, 60199011003, 60199011004, 60199011005, 60199011007, 60199011008, 60199011009, 60199011010, 60199011012, 60199011013, 60199011014, 60199011015, 60199011017, 60199011018, 60199011019, 60199011021, 60199011022, 60199011024, 60199011026, 60199011027

Parameter	Units	Blank Result	Reporting Limit	Analyzed	Qualifiers
Chloride	mg/L	ND	1.0	07/29/15 08:54	
Sulfate	mg/L	ND	1.0	07/29/15 08:54	

LABORATORY CONTROL SAMPLE: 1607843

Parameter	Units	Spike Conc.	LCS Result	LCS % Rec	% Rec Limits	Qualifiers
Chloride	mg/L	5	4.9	98	90-110	
Sulfate	mg/L	5	4.8	96	90-110	

LABORATORY CONTROL SAMPLE: 1608263

Parameter	Units	Spike Conc.	LCS Result	LCS % Rec	% Rec Limits	Qualifiers
Chloride	mg/L	5	4.8	97	90-110	
Sulfate	mg/L	5	4.8	95	90-110	

MATRIX SPIKE SAMPLE: 1607844

Parameter	Units	60199011001 Result	Spike Conc.	MS Result	MS % Rec	% Rec Limits	Qualifiers
Chloride	mg/L	180	100	276	96	80-120	
Sulfate	mg/L	123	100	216	94	80-120	

Results presented on this page are in the units indicated by the "Units" column except where an alternate unit is presented to the right of the result.

REPORT OF LABORATORY ANALYSIS

This report shall not be reproduced, except in full,
without the written consent of Pace Analytical Services, Inc..

Pace Analytical Services, Inc.
9608 Loiret Blvd.
Lenexa, KS 66219
(913)599-5665

QUALITY CONTROL DATA

Project: FORT SMITH, AR
Pace Project No.: 60199011

MATRIX SPIKE SAMPLE: 1607845

Parameter	Units	60199011007 Result	Spike Conc.	MS Result	MS % Rec	% Rec Limits	Qualifiers
Chloride	mg/L	18.4	10	28.0	96	80-120	
Sulfate	mg/L	39.1	10	47.7	86	80-120	

Results presented on this page are in the units indicated by the "Units" column except where an alternate unit is presented to the right of the result.

REPORT OF LABORATORY ANALYSIS

This report shall not be reproduced, except in full,
without the written consent of Pace Analytical Services, Inc..

Pace Analytical Services, Inc.
9608 Loiret Blvd.
Lenexa, KS 66219
(913)599-5665

QUALITY CONTROL DATA

Project: FORT SMITH, AR
Pace Project No.: 60199011

QC Batch: WETA/35195 Analysis Method: EPA 350.1
QC Batch Method: EPA 350.1 Analysis Description: 350.1 Ammonia
Associated Lab Samples: 60199011001, 60199011003, 60199011004, 60199011005, 60199011007, 60199011008, 60199011009, 60199011010, 60199011012, 60199011013, 60199011014, 60199011015, 60199011017, 60199011018, 60199011019, 60199011021, 60199011022, 60199011024, 60199011026, 60199011027

METHOD BLANK: 1607461 Matrix: Water
Associated Lab Samples: 60199011001, 60199011003, 60199011004, 60199011005, 60199011007, 60199011008, 60199011009, 60199011010, 60199011012, 60199011013, 60199011014, 60199011015, 60199011017, 60199011018, 60199011019, 60199011021, 60199011022, 60199011024, 60199011026, 60199011027

Parameter	Units	Blank Result	Reporting Limit	Analyzed	Qualifiers
Nitrogen, Ammonia	mg/L	ND	0.10	07/28/15 15:48	

LABORATORY CONTROL SAMPLE: 1607462

Parameter	Units	Spike Conc.	LCS Result	LCS % Rec	% Rec Limits	Qualifiers
Nitrogen, Ammonia	mg/L	2	2.0	101	90-110	

MATRIX SPIKE SAMPLE: 1607463

Parameter	Units	60199011007 Result	Spike Conc.	MS Result	MS % Rec	% Rec Limits	Qualifiers
Nitrogen, Ammonia	mg/L	ND	2	2.3	117	90-110	M1

MATRIX SPIKE SAMPLE: 1607465

Parameter	Units	60199011024 Result	Spike Conc.	MS Result	MS % Rec	% Rec Limits	Qualifiers
Nitrogen, Ammonia	mg/L	ND	2	1.4	71	90-110	M1

SAMPLE DUPLICATE: 1607464

Parameter	Units	60199011014 Result	Dup Result	RPD	Max RPD	Qualifiers
Nitrogen, Ammonia	mg/L	0.31	0.32	4	18	

Results presented on this page are in the units indicated by the "Units" column except where an alternate unit is presented to the right of the result.

REPORT OF LABORATORY ANALYSIS

This report shall not be reproduced, except in full,
without the written consent of Pace Analytical Services, Inc..

Pace Analytical Services, Inc.
9608 Loiret Blvd.
Lenexa, KS 66219
(913)599-5665

QUALITY CONTROL DATA

Project: FORT SMITH, AR
Pace Project No.: 60199011

QC Batch: WETA/35147 Analysis Method: EPA 353.2
QC Batch Method: EPA 353.2 Analysis Description: 353.2 Nitrate + Nitrite, Unpres.
Associated Lab Samples: 60199011001, 60199011003, 60199011004, 60199011005, 60199011007, 60199011008, 60199011009, 60199011010, 60199011012, 60199011013, 60199011014, 60199011015, 60199011017, 60199011018, 60199011019, 60199011021, 60199011022, 60199011026, 60199011027

METHOD BLANK: 1605526 Matrix: Water
Associated Lab Samples: 60199011001, 60199011003, 60199011004, 60199011005, 60199011007, 60199011008, 60199011009, 60199011010, 60199011012, 60199011013, 60199011014, 60199011015, 60199011017, 60199011018, 60199011019, 60199011021, 60199011022, 60199011026, 60199011027

Parameter	Units	Blank Result	Reporting Limit	Analyzed	Qualifiers
Nitrogen, Nitrate	mg/L	ND	0.10	07/23/15 12:14	
Nitrogen, Nitrite	mg/L	ND	0.10	07/23/15 12:14	
Nitrogen, NO2 plus NO3	mg/L	ND	0.10	07/23/15 12:14	

LABORATORY CONTROL SAMPLE: 1605527

Parameter	Units	Spike Conc.	LCS Result	LCS % Rec	% Rec Limits	Qualifiers
Nitrogen, Nitrate	mg/L	1.6	1.7	104	85-115	
Nitrogen, Nitrite	mg/L	.4	0.40	100	90-110	
Nitrogen, NO2 plus NO3	mg/L	2	2.1	103	90-110	

MATRIX SPIKE SAMPLE: 1605528

Parameter	Units	60199011007 Result	Spike Conc.	MS Result	MS % Rec	% Rec Limits	Qualifiers
Nitrogen, Nitrate	mg/L	ND	1.6	1.8	112	85-115	
Nitrogen, Nitrite	mg/L	ND	.4	0.43	107	90-110	
Nitrogen, NO2 plus NO3	mg/L	ND	2	2.2	111	90-110	M1

MATRIX SPIKE SAMPLE: 1605529

Parameter	Units	60199011019 Result	Spike Conc.	MS Result	MS % Rec	% Rec Limits	Qualifiers
Nitrogen, Nitrate	mg/L	24.2	16	44.2	125	85-115	M1
Nitrogen, Nitrite	mg/L	ND	4	6.4	160	90-110	M1
Nitrogen, NO2 plus NO3	mg/L	24.2	20	50.6	132	90-110	M1

SAMPLE DUPLICATE: 1605530

Parameter	Units	60199011021 Result	Dup Result	RPD	Max RPD	Qualifiers
Nitrogen, Nitrate	mg/L	1.8	1.8	1	20	
Nitrogen, Nitrite	mg/L	ND	ND		20	
Nitrogen, NO2 plus NO3	mg/L	1.8	1.8	1	20	

Results presented on this page are in the units indicated by the "Units" column except where an alternate unit is presented to the right of the result.

REPORT OF LABORATORY ANALYSIS

This report shall not be reproduced, except in full,
without the written consent of Pace Analytical Services, Inc..

Pace Analytical Services, Inc.
9608 Loiret Blvd.
Lenexa, KS 66219
(913)599-5665

QUALITY CONTROL DATA

Project: FORT SMITH, AR
Pace Project No.: 60199011

QC Batch: WETA/35173
QC Batch Method: EPA 353.2
Analysis Method: EPA 353.2
Analysis Description: 353.2 Nitrate + Nitrite, Unpres.
Associated Lab Samples: 60199011024

METHOD BLANK: 1606210 Matrix: Water
Associated Lab Samples: 60199011024

Parameter	Units	Blank Result	Reporting Limit	Analyzed	Qualifiers
Nitrogen, Nitrate	mg/L	ND	0.10	07/24/15 09:32	
Nitrogen, Nitrite	mg/L	ND	0.10	07/24/15 09:32	
Nitrogen, NO2 plus NO3	mg/L	ND	0.10	07/24/15 09:32	

LABORATORY CONTROL SAMPLE: 1606211

Parameter	Units	Spike Conc.	LCS Result	LCS % Rec	% Rec Limits	Qualifiers
Nitrogen, Nitrate	mg/L	1.6	1.7	103	85-115	
Nitrogen, Nitrite	mg/L	.4	0.38	94	90-110	
Nitrogen, NO2 plus NO3	mg/L	2	2.0	102	90-110	

MATRIX SPIKE SAMPLE: 1606212

Parameter	Units	60199013002 Result	Spike Conc.	MS Result	MS % Rec	% Rec Limits	Qualifiers
Nitrogen, Nitrate	mg/L	5.8	3.2	8.6	87	85-115	
Nitrogen, Nitrite	mg/L	ND	.8	0.86	107	90-110	
Nitrogen, NO2 plus NO3	mg/L	5.8	4	9.5	91	90-110	

SAMPLE DUPLICATE: 1606213

Parameter	Units	60199050003 Result	Dup Result	RPD	Max RPD	Qualifiers
Nitrogen, Nitrate	mg/L	ND	ND		20	
Nitrogen, Nitrite	mg/L	ND	ND		20	
Nitrogen, NO2 plus NO3	mg/L	ND	ND		20	

Results presented on this page are in the units indicated by the "Units" column except where an alternate unit is presented to the right of the result.

REPORT OF LABORATORY ANALYSIS

This report shall not be reproduced, except in full,
without the written consent of Pace Analytical Services, Inc..

Pace Analytical Services, Inc.
9608 Loiret Blvd.
Lenexa, KS 66219
(913)599-5665

QUALITY CONTROL DATA

Project: FORT SMITH, AR
Pace Project No.: 60199011

QC Batch: WETA/35310 Analysis Method: SM 5310C
QC Batch Method: SM 5310C Analysis Description: 5310C Total Organic Carbon
Associated Lab Samples: 60199011001, 60199011003, 60199011004, 60199011005, 60199011007, 60199011008, 60199011009, 60199011010, 60199011012, 60199011013, 60199011014, 60199011015, 60199011017, 60199011018, 60199011019, 60199011021, 60199011022, 60199011024, 60199011026, 60199011027

METHOD BLANK: 1611206 Matrix: Water
Associated Lab Samples: 60199011001, 60199011003, 60199011004, 60199011005, 60199011007, 60199011008, 60199011009, 60199011010, 60199011012, 60199011013, 60199011014, 60199011015, 60199011017, 60199011018, 60199011019, 60199011021, 60199011022, 60199011024, 60199011026, 60199011027

Parameter	Units	Blank Result	Reporting Limit	Analyzed	Qualifiers
Total Organic Carbon	mg/L	ND	1.0	08/05/15 08:52	

LABORATORY CONTROL SAMPLE: 1611207

Parameter	Units	Spike Conc.	LCS Result	LCS % Rec	% Rec Limits	Qualifiers
Total Organic Carbon	mg/L	5	5.4	109	80-120	

MATRIX SPIKE SAMPLE: 1611209

Parameter	Units	60199011007 Result	Spike Conc.	MS Result	MS % Rec	% Rec Limits	Qualifiers
Total Organic Carbon	mg/L	0.75J	5	5.9	104	80-120	

SAMPLE DUPLICATE: 1611208

Parameter	Units	60199011001 Result	Dup Result	RPD	Max RPD	Qualifiers
Total Organic Carbon	mg/L	ND	0.47J		25	

Results presented on this page are in the units indicated by the "Units" column except where an alternate unit is presented to the right of the result.

REPORT OF LABORATORY ANALYSIS

This report shall not be reproduced, except in full,
without the written consent of Pace Analytical Services, Inc..

Pace Analytical Services, Inc.
9608 Loiret Blvd.
Lenexa, KS 66219
(913)599-5665

QUALITY CONTROL DATA

Project: FORT SMITH, AR
Pace Project No.: 60199011

QC Batch: WETA/8714 Analysis Method: SM 4500-P E
QC Batch Method: SM4500-P B Analysis Description: SM4500P-E, Total Phosphorus
Associated Lab Samples: 60199011001, 60199011003, 60199011004

METHOD BLANK: 154314 Matrix: Water
Associated Lab Samples: 60199011001, 60199011003, 60199011004

Parameter	Units	Blank Result	Reporting Limit	Analyzed	Qualifiers
Phosphate as P04	mg/L	ND	0.030	07/28/15 15:06	

LABORATORY CONTROL SAMPLE: 154315

Parameter	Units	Spike Conc.	LCS Result	LCS % Rec	% Rec Limits	Qualifiers
Phosphate as P04	mg/L	1.5	1.4	91	80-120	

MATRIX SPIKE & MATRIX SPIKE DUPLICATE: 154316 154317

Parameter	Units	60198937025 Result	MS Spike Conc.	MSD Spike Conc.	MS Result	MSD Result	MS % Rec	MSD % Rec	% Rec Limits	RPD	Max RPD	Qual
Phosphate as P04	mg/L	0.13	1.5	1.5	1.3	1.4	78	81	80-120	4	20	M1

Results presented on this page are in the units indicated by the "Units" column except where an alternate unit is presented to the right of the result.

REPORT OF LABORATORY ANALYSIS

This report shall not be reproduced, except in full,
without the written consent of Pace Analytical Services, Inc..

Pace Analytical Services, Inc.
9608 Loiret Blvd.
Lenexa, KS 66219
(913)599-5665

QUALITY CONTROL DATA

Project: FORT SMITH, AR
Pace Project No.: 60199011

QC Batch: WETA/8723 Analysis Method: SM 4500-P E
QC Batch Method: SM4500-P B Analysis Description: SM4500P-E, Total Phosphorus
Associated Lab Samples: 60199011005, 60199011007, 60199011008, 60199011009, 60199011010, 60199011012, 60199011013, 60199011014, 60199011015, 60199011017, 60199011018, 60199011019, 60199011021, 60199011022, 60199011024, 60199011026, 60199011027

METHOD BLANK: 154529 Matrix: Water
Associated Lab Samples: 60199011005, 60199011007, 60199011008, 60199011009, 60199011010, 60199011012, 60199011013, 60199011014, 60199011015, 60199011017, 60199011018, 60199011019, 60199011021, 60199011022, 60199011024, 60199011026, 60199011027

Parameter	Units	Blank Result	Reporting Limit	Analyzed	Qualifiers
Phosphate as P04	mg/L	ND	0.030	07/29/15 15:49	

LABORATORY CONTROL SAMPLE: 154530

Parameter	Units	Spike Conc.	LCS Result	LCS % Rec	% Rec Limits	Qualifiers
Phosphate as P04	mg/L	1.5	1.4	93	80-120	

MATRIX SPIKE & MATRIX SPIKE DUPLICATE: 154531 154532

Parameter	Units	7528453003 Result	MS Spike Conc.	MSD Spike Conc.	MS Result	MSD Result	MS % Rec	MSD % Rec	% Rec Limits	RPD	Max RPD	Qual
Phosphate as P04	mg/L	12.2	15.3	15.3	20.5	20.6	54	55	80-120	0	20	M1

MATRIX SPIKE & MATRIX SPIKE DUPLICATE: 154535 154536

Parameter	Units	60199011027 Result	MS Spike Conc.	MSD Spike Conc.	MS Result	MSD Result	MS % Rec	MSD % Rec	% Rec Limits	RPD	Max RPD	Qual
Phosphate as P04	mg/L	0.14	1.5	1.5	1.5	1.4	86	84	80-120	3	20	

Results presented on this page are in the units indicated by the "Units" column except where an alternate unit is presented to the right of the result.

REPORT OF LABORATORY ANALYSIS

This report shall not be reproduced, except in full,
without the written consent of Pace Analytical Services, Inc..

Pace Analytical Services, Inc.
9608 Loiret Blvd.
Lenexa, KS 66219
(913)599-5665

QUALIFIERS

Project: FORT SMITH, AR
Pace Project No.: 60199011

DEFINITIONS

DF - Dilution Factor, if reported, represents the factor applied to the reported data due to dilution of the sample aliquot.

ND - Not Detected at or above adjusted reporting limit.

J - Estimated concentration above the adjusted method detection limit and below the adjusted reporting limit.

MDL - Adjusted Method Detection Limit.

PQL - Practical Quantitation Limit.

RL - Reporting Limit.

S - Surrogate

1,2-Diphenylhydrazine decomposes to and cannot be separated from Azobenzene using Method 8270. The result for each analyte is a combined concentration.

Consistent with EPA guidelines, unrounded data are displayed and have been used to calculate % recovery and RPD values.

LCS(D) - Laboratory Control Sample (Duplicate)

MS(D) - Matrix Spike (Duplicate)

DUP - Sample Duplicate

RPD - Relative Percent Difference

NC - Not Calculable.

SG - Silica Gel - Clean-Up

U - Indicates the compound was analyzed for, but not detected.

N-Nitrosodiphenylamine decomposes and cannot be separated from Diphenylamine using Method 8270. The result reported for each analyte is a combined concentration.

Pace Analytical is TNI accredited. Contact your Pace PM for the current list of accredited analytes.

TNI - The NELAC Institute.

LABORATORIES

PASI-D	Pace Analytical Services - Dallas
PASI-K	Pace Analytical Services - Kansas City

BATCH QUALIFIERS

Batch: MSV/70795
[M5] A matrix spike/matrix spike duplicate was not performed for this batch due to insufficient sample volume.

Batch: MSV/70805
[M5] A matrix spike/matrix spike duplicate was not performed for this batch due to insufficient sample volume.

Batch: MSV/70864
[M5] A matrix spike/matrix spike duplicate was not performed for this batch due to insufficient sample volume.

Batch: MSV/70895
[M5] A matrix spike/matrix spike duplicate was not performed for this batch due to insufficient sample volume.

Batch: WET/56407
[1] Ferrous Iron performed in the field

ANALYTE QUALIFIERS

1e	Field pH
B	Analyte was detected in the associated method blank.
H6	Analysis initiated outside of the 15 minute EPA recommended holding time.
L0	Analyte recovery in the laboratory control sample (LCS) was outside QC limits.

This report shall not be reproduced, except in full,
without the written consent of Pace Analytical Services, Inc..

Pace Analytical Services, Inc.
9608 Loiret Blvd.
Lenexa, KS 66219
(913)599-5665

QUALIFIERS

Project: FORT SMITH, AR
Pace Project No.: 60199011

ANALYTE QUALIFIERS

L3	Analyte recovery in the laboratory control sample (LCS) exceeded QC limits. Analyte presence below reporting limits in associated samples. Results unaffected by high bias.
M0	Matrix spike recovery and/or matrix spike duplicate recovery was outside laboratory control limits.
M1	Matrix spike recovery exceeded QC limits. Batch accepted based on laboratory control sample (LCS) recovery.
R1	RPD value was outside control limits.

This report shall not be reproduced, except in full,
without the written consent of Pace Analytical Services, Inc..

Pace Analytical Services, Inc.
9608 Loiret Blvd.
Lenexa, KS 66219
(913)599-5665

QUALITY CONTROL DATA CROSS REFERENCE TABLE

Project: FORT SMITH, AR
Pace Project No.: 60199011

Lab ID	Sample ID	QC Batch Method	QC Batch	Analytical Method	Analytical Batch
60199011001	MW-33R-201507	EPA 8015 - Alcohol	GCSV/4159		
60199011003	ITMW-11-201507	EPA 8015 - Alcohol	GCSV/4159		
60199011004	ITMW-17-201507	EPA 8015 - Alcohol	GCSV/4159		
60199011005	MW-26-201507	EPA 8015 - Alcohol	GCSV/4159		
60199011007	MW-28-201507	EPA 8015 - Alcohol	GCSV/4159		
60199011008	MW-27-201507	EPA 8015 - Alcohol	GCSV/4159		
60199011009	ITMW-15-201507	EPA 8015 - Alcohol	GCSV/4159		
60199011010	ITMW-1-201507	EPA 8015 - Alcohol	GCSV/4159		
60199011012	ITMW-2-201507	EPA 8015 - Alcohol	GCSV/4159		
60199011013	ITMW-14-201507	EPA 8015 - Alcohol	GCSV/4160		
60199011014	ITMW-7-201507	EPA 8015 - Alcohol	GCSV/4160		
60199011015	MW-22-201507	EPA 8015 - Alcohol	GCSV/4160		
60199011017	ITMW-16-201507	EPA 8015 - Alcohol	GCSV/4160		
60199011018	ITMW-21-201507	EPA 8015 - Alcohol	GCSV/4160		
60199011019	ITMW-6-201507	EPA 8015 - Alcohol	GCSV/4160		
60199011021	MW-29-201507	EPA 8015 - Alcohol	GCSV/4160		
60199011022	ITMW-13-201507	EPA 8015 - Alcohol	GCSV/4160		
60199011024	ITMW-10-201507	EPA 8015 - Alcohol	GCSV/4160		
60199011026	ITMW-20-201507	EPA 8015 - Alcohol	GCSV/4160		
60199011027	ITMW-4-201507	EPA 8015 - Alcohol	GCSV/4160		
60199011001	MW-33R-201507	EPA 3010	MPRP/32632	EPA 6010	ICP/24121
60199011003	ITMW-11-201507	EPA 3010	MPRP/32632	EPA 6010	ICP/24121
60199011004	ITMW-17-201507	EPA 3010	MPRP/32632	EPA 6010	ICP/24121
60199011005	MW-26-201507	EPA 3010	MPRP/32632	EPA 6010	ICP/24121
60199011007	MW-28-201507	EPA 3010	MPRP/32632	EPA 6010	ICP/24121
60199011008	MW-27-201507	EPA 3010	MPRP/32632	EPA 6010	ICP/24121
60199011009	ITMW-15-201507	EPA 3010	MPRP/32632	EPA 6010	ICP/24121
60199011010	ITMW-1-201507	EPA 3010	MPRP/32632	EPA 6010	ICP/24121
60199011012	ITMW-2-201507	EPA 3010	MPRP/32632	EPA 6010	ICP/24121
60199011013	ITMW-14-201507	EPA 3010	MPRP/32632	EPA 6010	ICP/24121
60199011014	ITMW-7-201507	EPA 3010	MPRP/32632	EPA 6010	ICP/24121
60199011015	MW-22-201507	EPA 3010	MPRP/32632	EPA 6010	ICP/24121
60199011017	ITMW-16-201507	EPA 3010	MPRP/32632	EPA 6010	ICP/24121
60199011018	ITMW-21-201507	EPA 3010	MPRP/32632	EPA 6010	ICP/24121
60199011019	ITMW-6-201507	EPA 3010	MPRP/32632	EPA 6010	ICP/24121
60199011021	MW-29-201507	EPA 3010	MPRP/32632	EPA 6010	ICP/24121
60199011022	ITMW-13-201507	EPA 3010	MPRP/32632	EPA 6010	ICP/24121
60199011024	ITMW-10-201507	EPA 3010	MPRP/32632	EPA 6010	ICP/24121
60199011026	ITMW-20-201507	EPA 3010	MPRP/32632	EPA 6010	ICP/24121
60199011027	ITMW-4-201507	EPA 3010	MPRP/32632	EPA 6010	ICP/24121
60199011001	MW-33R-201507	EPA 5030B/8260	MSV/70784		
60199011002	DUP-04-201507	EPA 5030B/8260	MSV/70784		
60199011002	DUP-04-201507	EPA 5030B/8260	MSV/70795		
60199011003	ITMW-11-201507	EPA 5030B/8260	MSV/70784		
60199011005	MW-26-201507	EPA 5030B/8260	MSV/70784		
60199011006	TB-08-201507	EPA 5030B/8260	MSV/70784		

This report shall not be reproduced, except in full,
without the written consent of Pace Analytical Services, Inc..

Pace Analytical Services, Inc.
9608 Loiret Blvd.
Lenexa, KS 66219
(913)599-5665

QUALITY CONTROL DATA CROSS REFERENCE TABLE

Project: FORT SMITH, AR
Pace Project No.: 60199011

Lab ID	Sample ID	QC Batch Method	QC Batch	Analytical Method	Analytical Batch
60199011007	MW-28-201507	EPA 5030B/8260	MSV/70784		
60199011008	MW-27-201507	EPA 5030B/8260	MSV/70784		
60199011009	ITMW-15-201507	EPA 5030B/8260	MSV/70784		
60199011010	ITMW-1-201507	EPA 5030B/8260	MSV/70784		
60199011011	TB-09-201507	EPA 5030B/8260	MSV/70784		
60199011012	ITMW-2-201507	EPA 5030B/8260	MSV/70784		
60199011013	ITMW-14-201507	EPA 5030B/8260	MSV/70784		
60199011014	ITMW-7-201507	EPA 5030B/8260	MSV/70784		
60199011015	MW-22-201507	EPA 5030B/8260	MSV/70784		
60199011016	TB-10-201507	EPA 5030B/8260	MSV/70784		
60199011017	ITMW-16-201507	EPA 5030B/8260	MSV/70784		
60199011018	ITMW-21-201507	EPA 5030B/8260	MSV/70784		
60199011019	ITMW-6-201507	EPA 5030B/8260	MSV/70784		
60199011020	TB-11-201507	EPA 5030B/8260	MSV/70784		
60199011021	MW-29-201507	EPA 5030B/8260	MSV/70784		
60199011022	ITMW-13-201507	EPA 5030B/8260	MSV/70795		
60199011023	DUP-02-201507	EPA 5030B/8260	MSV/70795		
60199011024	ITMW-10-201507	EPA 5030B/8260	MSV/70795		
60199011025	DUP-01-201507	EPA 5030B/8260	MSV/70795		
60199011025	DUP-01-201507	EPA 5030B/8260	MSV/70864		
60199011026	ITMW-20-201507	EPA 5030B/8260	MSV/70795		
60199011027	ITMW-4-201507	EPA 5030B/8260	MSV/70795		
60199011028	TB-12-201507	EPA 5030B/8260	MSV/70795		
60199011029	TB-13-201507	EPA 5030B/8260	MSV/70795		
60199011004	ITMW-17-201507	EPA 5030B/8260	MSV/70805		
60199011004	ITMW-17-201507	EPA 5030B/8260	MSV/70895		
60199011001	MW-33R-201507	SM 2320B	WET/56287		
60199011003	ITMW-11-201507	SM 2320B	WET/56287		
60199011004	ITMW-17-201507	SM 2320B	WET/56287		
60199011005	MW-26-201507	SM 2320B	WET/56287		
60199011007	MW-28-201507	SM 2320B	WET/56309		
60199011008	MW-27-201507	SM 2320B	WET/56287		
60199011009	ITMW-15-201507	SM 2320B	WET/56287		
60199011010	ITMW-1-201507	SM 2320B	WET/56287		
60199011012	ITMW-2-201507	SM 2320B	WET/56287		
60199011013	ITMW-14-201507	SM 2320B	WET/56287		
60199011014	ITMW-7-201507	SM 2320B	WET/56287		
60199011015	MW-22-201507	SM 2320B	WET/56287		
60199011017	ITMW-16-201507	SM 2320B	WET/56287		
60199011018	ITMW-21-201507	SM 2320B	WET/56287		
60199011019	ITMW-6-201507	SM 2320B	WET/56287		
60199011021	MW-29-201507	SM 2320B	WET/56287		
60199011022	ITMW-13-201507	SM 2320B	WET/56309		
60199011024	ITMW-10-201507	SM 2320B	WET/56309		

This report shall not be reproduced, except in full,
without the written consent of Pace Analytical Services, Inc..

Pace Analytical Services, Inc.
9608 Loiret Blvd.
Lenexa, KS 66219
(913)599-5665

QUALITY CONTROL DATA CROSS REFERENCE TABLE

Project: FORT SMITH, AR
Pace Project No.: 60199011

Lab ID	Sample ID	QC Batch Method	QC Batch	Analytical Method	Analytical Batch
60199011026	**ITMW-20-201507**	SM 2320B	WET/56309		
60199011027	**ITMW-4-201507**	SM 2320B	WET/56309		
60199011001	**MW-33R-201507**	SM 3500-Fe B#4	WET/56407		
60199011003	**ITMW-11-201507**	SM 3500-Fe B#4	WET/56407		
60199011004	**ITMW-17-201507**	SM 3500-Fe B#4	WET/56407		
60199011005	**MW-26-201507**	SM 3500-Fe B#4	WET/56407		
60199011007	**MW-28-201507**	SM 3500-Fe B#4	WET/56407		
60199011008	**MW-27-201507**	SM 3500-Fe B#4	WET/56407		
60199011009	**ITMW-15-201507**	SM 3500-Fe B#4	WET/56407		
60199011010	**ITMW-1-201507**	SM 3500-Fe B#4	WET/56407		
60199011012	**ITMW-2-201507**	SM 3500-Fe B#4	WET/56407		
60199011013	**ITMW-14-201507**	SM 3500-Fe B#4	WET/56407		
60199011014	**ITMW-7-201507**	SM 3500-Fe B#4	WET/56407		
60199011015	**MW-22-201507**	SM 3500-Fe B#4	WET/56407		
60199011017	**ITMW-16-201507**	SM 3500-Fe B#4	WET/56407		
60199011018	**ITMW-21-201507**	SM 3500-Fe B#4	WET/56407		
60199011019	**ITMW-6-201507**	SM 3500-Fe B#4	WET/56407		
60199011021	**MW-29-201507**	SM 3500-Fe B#4	WET/56407		
60199011022	**ITMW-13-201507**	SM 3500-Fe B#4	WET/56407		
60199011024	**ITMW-10-201507**	SM 3500-Fe B#4	WET/56407		
60199011026	**ITMW-20-201507**	SM 3500-Fe B#4	WET/56407		
60199011027	**ITMW-4-201507**	SM 3500-Fe B#4	WET/56407		
60199011001	**MW-33R-201507**	SM 4500-H+B	WET/56409		
60199011003	**ITMW-11-201507**	SM 4500-H+B	WET/56409		
60199011004	**ITMW-17-201507**	SM 4500-H+B	WET/56409		
60199011005	**MW-26-201507**	SM 4500-H+B	WET/56409		
60199011007	**MW-28-201507**	SM 4500-H+B	WET/56409		
60199011008	**MW-27-201507**	SM 4500-H+B	WET/56409		
60199011009	**ITMW-15-201507**	SM 4500-H+B	WET/56409		
60199011010	**ITMW-1-201507**	SM 4500-H+B	WET/56409		
60199011012	**ITMW-2-201507**	SM 4500-H+B	WET/56409		
60199011013	**ITMW-14-201507**	SM 4500-H+B	WET/56409		
60199011014	**ITMW-7-201507**	SM 4500-H+B	WET/56409		
60199011015	**MW-22-201507**	SM 4500-H+B	WET/56409		
60199011017	**ITMW-16-201507**	SM 4500-H+B	WET/56409		
60199011018	**ITMW-21-201507**	SM 4500-H+B	WET/56409		
60199011019	**ITMW-6-201507**	SM 4500-H+B	WET/56409		
60199011021	**MW-29-201507**	SM 4500-H+B	WET/56409		
60199011022	**ITMW-13-201507**	SM 4500-H+B	WET/56409		
60199011024	**ITMW-10-201507**	SM 4500-H+B	WET/56409		
60199011026	**ITMW-20-201507**	SM 4500-H+B	WET/56409		
60199011027	**ITMW-4-201507**	SM 4500-H+B	WET/56409		
60199011001	**MW-33R-201507**	SM 4500-S-2 D	WET/56143		
60199011003	**ITMW-11-201507**	SM 4500-S-2 D	WET/56143		
60199011004	**ITMW-17-201507**	SM 4500-S-2 D	WET/56143		
60199011005	**MW-26-201507**	SM 4500-S-2 D	WET/56143		
60199011007	**MW-28-201507**	SM 4500-S-2 D	WET/56143		

REPORT OF LABORATORY ANALYSIS

This report shall not be reproduced, except in full,
without the written consent of Pace Analytical Services, Inc..

Pace Analytical Services, Inc.
9608 Loiret Blvd.
Lenexa, KS 66219
(913)599-5665

QUALITY CONTROL DATA CROSS REFERENCE TABLE

Project: FORT SMITH, AR
Pace Project No.: 60199011

Lab ID	Sample ID	QC Batch Method	QC Batch	Analytical Method	Analytical Batch
60199011008	MW-27-201507	SM 4500-S-2 D	WET/56143		
60199011009	ITMW-15-201507	SM 4500-S-2 D	WET/56143		
60199011010	ITMW-1-201507	SM 4500-S-2 D	WET/56143		
60199011012	ITMW-2-201507	SM 4500-S-2 D	WET/56143		
60199011013	ITMW-14-201507	SM 4500-S-2 D	WET/56143		
60199011014	ITMW-7-201507	SM 4500-S-2 D	WET/56143		
60199011015	MW-22-201507	SM 4500-S-2 D	WET/56143		
60199011017	ITMW-16-201507	SM 4500-S-2 D	WET/56143		
60199011018	ITMW-21-201507	SM 4500-S-2 D	WET/56143		
60199011019	ITMW-6-201507	SM 4500-S-2 D	WET/56143		
60199011021	MW-29-201507	SM 4500-S-2 D	WET/56143		
60199011022	ITMW-13-201507	SM 4500-S-2 D	WET/56143		
60199011024	ITMW-10-201507	SM 4500-S-2 D	WET/56143		
60199011026	ITMW-20-201507	SM 4500-S-2 D	WET/56146		
60199011027	ITMW-4-201507	SM 4500-S-2 D	WET/56146		
60199011001	MW-33R-201507	EPA 300.0	WETA/35217		
60199011003	ITMW-11-201507	EPA 300.0	WETA/35217		
60199011004	ITMW-17-201507	EPA 300.0	WETA/35217		
60199011005	MW-26-201507	EPA 300.0	WETA/35217		
60199011007	MW-28-201507	EPA 300.0	WETA/35217		
60199011008	MW-27-201507	EPA 300.0	WETA/35217		
60199011009	ITMW-15-201507	EPA 300.0	WETA/35217		
60199011010	ITMW-1-201507	EPA 300.0	WETA/35217		
60199011012	ITMW-2-201507	EPA 300.0	WETA/35217		
60199011013	ITMW-14-201507	EPA 300.0	WETA/35217		
60199011014	ITMW-7-201507	EPA 300.0	WETA/35217		
60199011015	MW-22-201507	EPA 300.0	WETA/35217		
60199011017	ITMW-16-201507	EPA 300.0	WETA/35217		
60199011018	ITMW-21-201507	EPA 300.0	WETA/35217		
60199011019	ITMW-6-201507	EPA 300.0	WETA/35217		
60199011021	MW-29-201507	EPA 300.0	WETA/35217		
60199011022	ITMW-13-201507	EPA 300.0	WETA/35217		
60199011024	ITMW-10-201507	EPA 300.0	WETA/35217		
60199011026	ITMW-20-201507	EPA 300.0	WETA/35217		
60199011027	ITMW-4-201507	EPA 300.0	WETA/35217		
60199011001	MW-33R-201507	EPA 350.1	WETA/35195		
60199011003	ITMW-11-201507	EPA 350.1	WETA/35195		
60199011004	ITMW-17-201507	EPA 350.1	WETA/35195		
60199011005	MW-26-201507	EPA 350.1	WETA/35195		
60199011007	MW-28-201507	EPA 350.1	WETA/35195		
60199011008	MW-27-201507	EPA 350.1	WETA/35195		
60199011009	ITMW-15-201507	EPA 350.1	WETA/35195		
60199011010	ITMW-1-201507	EPA 350.1	WETA/35195		
60199011012	ITMW-2-201507	EPA 350.1	WETA/35195		
60199011013	ITMW-14-201507	EPA 350.1	WETA/35195		
60199011014	ITMW-7-201507	EPA 350.1	WETA/35195		
60199011015	MW-22-201507	EPA 350.1	WETA/35195		

This report shall not be reproduced, except in full,
without the written consent of Pace Analytical Services, Inc..

Pace Analytical Services, Inc.
9608 Loiret Blvd.
Lenexa, KS 66219
(913)599-5665

QUALITY CONTROL DATA CROSS REFERENCE TABLE

Project: FORT SMITH, AR
Pace Project No.: 60199011

Lab ID	Sample ID	QC Batch Method	QC Batch	Analytical Method	Analytical Batch
60199011017	ITMW-16-201507	EPA 350.1	WETA/35195		
60199011018	ITMW-21-201507	EPA 350.1	WETA/35195		
60199011019	ITMW-6-201507	EPA 350.1	WETA/35195		
60199011021	MW-29-201507	EPA 350.1	WETA/35195		
60199011022	ITMW-13-201507	EPA 350.1	WETA/35195		
60199011024	ITMW-10-201507	EPA 350.1	WETA/35195		
60199011026	ITMW-20-201507	EPA 350.1	WETA/35195		
60199011027	ITMW-4-201507	EPA 350.1	WETA/35195		
60199011001	MW-33R-201507	EPA 353.2	WETA/35147		
60199011003	ITMW-11-201507	EPA 353.2	WETA/35147		
60199011004	ITMW-17-201507	EPA 353.2	WETA/35147		
60199011005	MW-26-201507	EPA 353.2	WETA/35147		
60199011007	MW-28-201507	EPA 353.2	WETA/35147		
60199011008	MW-27-201507	EPA 353.2	WETA/35147		
60199011009	ITMW-15-201507	EPA 353.2	WETA/35147		
60199011010	ITMW-1-201507	EPA 353.2	WETA/35147		
60199011012	ITMW-2-201507	EPA 353.2	WETA/35147		
60199011013	ITMW-14-201507	EPA 353.2	WETA/35147		
60199011014	ITMW-7-201507	EPA 353.2	WETA/35147		
60199011015	MW-22-201507	EPA 353.2	WETA/35147		
60199011017	ITMW-16-201507	EPA 353.2	WETA/35147		
60199011018	ITMW-21-201507	EPA 353.2	WETA/35147		
60199011019	ITMW-6-201507	EPA 353.2	WETA/35147		
60199011021	MW-29-201507	EPA 353.2	WETA/35147		
60199011022	ITMW-13-201507	EPA 353.2	WETA/35147		
60199011024	ITMW-10-201507	EPA 353.2	WETA/35173		
60199011026	ITMW-20-201507	EPA 353.2	WETA/35147		
60199011027	ITMW-4-201507	EPA 353.2	WETA/35147		
60199011001	MW-33R-201507	SM 4500-CO2 D	WETA/35355		
60199011003	ITMW-11-201507	SM 4500-CO2 D	WETA/35355		
60199011004	ITMW-17-201507	SM 4500-CO2 D	WETA/35355		
60199011005	MW-26-201507	SM 4500-CO2 D	WETA/35355		
60199011007	MW-28-201507	SM 4500-CO2 D	WETA/35355		
60199011008	MW-27-201507	SM 4500-CO2 D	WETA/35355		
60199011009	ITMW-15-201507	SM 4500-CO2 D	WETA/35355		
60199011010	ITMW-1-201507	SM 4500-CO2 D	WETA/35355		
60199011012	ITMW-2-201507	SM 4500-CO2 D	WETA/35355		
60199011013	ITMW-14-201507	SM 4500-CO2 D	WETA/35355		
60199011014	ITMW-7-201507	SM 4500-CO2 D	WETA/35355		
60199011015	MW-22-201507	SM 4500-CO2 D	WETA/35355		
60199011017	ITMW-16-201507	SM 4500-CO2 D	WETA/35355		
60199011018	ITMW-21-201507	SM 4500-CO2 D	WETA/35355		
60199011019	ITMW-6-201507	SM 4500-CO2 D	WETA/35355		
60199011021	MW-29-201507	SM 4500-CO2 D	WETA/35355		
60199011022	ITMW-13-201507	SM 4500-CO2 D	WETA/35355		
60199011024	ITMW-10-201507	SM 4500-CO2 D	WETA/35355		
60199011026	ITMW-20-201507	SM 4500-CO2 D	WETA/35355		

REPORT OF LABORATORY ANALYSIS

This report shall not be reproduced, except in full,
without the written consent of Pace Analytical Services, Inc..

Pace Analytical Services, Inc.
9608 Loiret Blvd.
Lenexa, KS 66219
(913)599-5665

QUALITY CONTROL DATA CROSS REFERENCE TABLE

Project: FORT SMITH, AR
Pace Project No.: 60199011

Lab ID	Sample ID	QC Batch Method	QC Batch	Analytical Method	Analytical Batch
60199011027	ITMW-4-201507	SM 4500-CO2 D	WETA/35355		
60199011001	MW-33R-201507	SM 5310C	WETA/35310		
60199011003	ITMW-11-201507	SM 5310C	WETA/35310		
60199011004	ITMW-17-201507	SM 5310C	WETA/35310		
60199011005	MW-26-201507	SM 5310C	WETA/35310		
60199011007	MW-28-201507	SM 5310C	WETA/35310		
60199011008	MW-27-201507	SM 5310C	WETA/35310		
60199011009	ITMW-15-201507	SM 5310C	WETA/35310		
60199011010	ITMW-1-201507	SM 5310C	WETA/35310		
60199011012	ITMW-2-201507	SM 5310C	WETA/35310		
60199011013	ITMW-14-201507	SM 5310C	WETA/35310		
60199011014	ITMW-7-201507	SM 5310C	WETA/35310		
60199011015	MW-22-201507	SM 5310C	WETA/35310		
60199011017	ITMW-16-201507	SM 5310C	WETA/35310		
60199011018	ITMW-21-201507	SM 5310C	WETA/35310		
60199011019	ITMW-6-201507	SM 5310C	WETA/35310		
60199011021	MW-29-201507	SM 5310C	WETA/35310		
60199011022	ITMW-13-201507	SM 5310C	WETA/35310		
60199011024	ITMW-10-201507	SM 5310C	WETA/35310		
60199011026	ITMW-20-201507	SM 5310C	WETA/35310		
60199011027	ITMW-4-201507	SM 5310C	WETA/35310		
60199011001	MW-33R-201507	SM4500-P B	WETA/8714	SM 4500-P E	WETA/8715
60199011003	ITMW-11-201507	SM4500-P B	WETA/8714	SM 4500-P E	WETA/8715
60199011004	ITMW-17-201507	SM4500-P B	WETA/8714	SM 4500-P E	WETA/8715
60199011005	MW-26-201507	SM4500-P B	WETA/8723	SM 4500-P E	WETA/8725
60199011007	MW-28-201507	SM4500-P B	WETA/8723	SM 4500-P E	WETA/8725
60199011008	MW-27-201507	SM4500-P B	WETA/8723	SM 4500-P E	WETA/8725
60199011009	ITMW-15-201507	SM4500-P B	WETA/8723	SM 4500-P E	WETA/8725
60199011010	ITMW-1-201507	SM4500-P B	WETA/8723	SM 4500-P E	WETA/8725
60199011012	ITMW-2-201507	SM4500-P B	WETA/8723	SM 4500-P E	WETA/8725
60199011013	ITMW-14-201507	SM4500-P B	WETA/8723	SM 4500-P E	WETA/8725
60199011014	ITMW-7-201507	SM4500-P B	WETA/8723	SM 4500-P E	WETA/8725
60199011015	MW-22-201507	SM4500-P B	WETA/8723	SM 4500-P E	WETA/8725
60199011017	ITMW-16-201507	SM4500-P B	WETA/8723	SM 4500-P E	WETA/8725
60199011018	ITMW-21-201507	SM4500-P B	WETA/8723	SM 4500-P E	WETA/8725
60199011019	ITMW-6-201507	SM4500-P B	WETA/8723	SM 4500-P E	WETA/8725
60199011021	MW-29-201507	SM4500-P B	WETA/8723	SM 4500-P E	WETA/8725
60199011022	ITMW-13-201507	SM4500-P B	WETA/8723	SM 4500-P E	WETA/8725
60199011024	ITMW-10-201507	SM4500-P B	WETA/8723	SM 4500-P E	WETA/8725
60199011026	ITMW-20-201507	SM4500-P B	WETA/8723	SM 4500-P E	WETA/8725
60199011027	ITMW-4-201507	SM4500-P B	WETA/8723	SM 4500-P E	WETA/8725

This report shall not be reproduced, except in full,
without the written consent of Pace Analytical Services, Inc..

Pace Analytical®
www.pacelabs.com

Sample Condition Upon Receipt

WO# : 60199011

60199011

Client Name: Environ

Optional
Proj Due Date:
Proj Name:

Courier: FedEx ☐ UPS ☐ VIA ☑ Clay ☐ PEX ☐ ECI ☐ Pace ☐ Other ☐ Client ☐

Tracking #: _____ Pace Shipping Label Used? Yes ☐ No ☑

Custody Seal on Cooler/Box Present: Yes ☑ No ☐ Seals intact: Yes ☑ No ☐

Packing Material: Bubble Wrap ☐ Bubble Bags ☑ Foam ☑ None ☐ Other ☐

Thermometer Used: CF +1.4 T-239 / CF -0.5 T-262 **Type of Ice:** Wet Blue None (circle one) ☐ Samples received on ice, cooling process has begun.

Cooler Temperature: 2.4/0.8/2.1/3.2/1.7/1.3

Temperature should be above freezing to 6°C

Date and initials of person examining contents: PV 7/23/15

Chain of Custody present:	☑Yes	☐No	☐N/A	1. ~~only vials~~ PV 7/23/15
Chain of Custody filled out:	☑Yes	☐No	☐N/A	2. only vials received for DUP-04-201507.
Chain of Custody relinquished:	☑Yes	☐No	☐N/A	3.
Sampler name & signature on COC:	☑Yes	☐No	☐N/A	4.
Samples arrived within holding time:	☑Yes	☐No	☐N/A	5.
Short Hold Time analyses (<72hr):	☑Yes	☐No	☐N/A	6. NO2 NO3
Rush Turn Around Time requested:	☐Yes	☑No	☐N/A	7.
Sufficient volume:	☑Yes	☐No	☐N/A	8.
Correct containers used:	☑Yes	☐No	☐N/A	
Pace containers used:	☑Yes	☐No	☐N/A	9. Received with TB.
Containers intact:	☑Yes	☐No	☐N/A	10. 08 = TB08
Unpreserved 5035A soils frozen w/in 48hrs?	☐Yes	☐No	☑N/A	11. 09 = 09' 10 = 10
Filtered volume received for dissolved tests?	☐Yes	☐No	☑N/A	12. 11 = 11
Sample labels match COC:	☑Yes	☐No	☐N/A	12 = 12 13 = 13
Includes date/time/ID/analyses Matrix: WT				13.
All containers needing preservation have been checked.	☑Yes	☐No	☐N/A	
All containers needing preservation are found to be in compliance with EPA recommendation.	☑Yes	☐No	☐N/A	14.
Exceptions: VOA, Coliform, O&G, WI-DRO (water)	☑Yes	☐No		Initial when completed / Lot # of added preservative
Trip Blank present:	☑Yes	☐No	☐N/A	
Pace Trip Blank lot # (if purchased): 060815-3				15.
Headspace in VOA vials (>6mm):	☐Yes	☑No	☐N/A	16.
Project sampled in USDA Regulated Area:	☐Yes	☐No	☑N/A	17. List State:
Additional labels attached to 5035A vials in the field?	☐Yes	☐No	☑N/A	18.

Client Notification/ Resolution: Copy COC to Client? Y / N Field Data Required? Y / N

Person Contacted: _____ Date/Time: _____

Comments/ Resolution: _____

Project Manager Review: a Date: 7/23

Pace Analytical
www.pacelabs.com

CHAIN-OF-CUSTODY / Analytical Request Document

The Chain-of-Custody is a LEGAL DOCUMENT. All relevant fields must be completed accurately.

Page: 1 of 3

Section A Required Client Information:		Section B Required Project Information:		Section C Invoice Information:	
Company:	Environ	Report To:	Wendy Stonestreet	Attention:	Tammy Gleason
Address:	7500 College Blvd., Ste. 925	Copy To:	Tammy Gleason	Company Name:	Environ
	Overland Park, KS 66210			Address:	250 Monroe Ave. NW Grand Rapids
Email To:	wstonestreet@environcorp.com	Purchase Order No.:	NA	Pace Quote Reference:	Michigan, 49503
Phone:	913-553-5926 Fax:	Project Name:	Fort Smith, AR	Pace Project Manager:	Colleen Clyne
Requested Due Date/TAT:		Project Number:		Pace Profile #:	7444, line 1

REGULATORY AGENCY

☐ NPDES ☐ GROUND WATER ☐ DRINKING WATER
☐ UST ☐ RCRA ☑ OTHER ADEQ

Site Location STATE: AR

Requested Analysis Filtered (Y/N)

ITEM #	Section D Required Client Information — SAMPLE ID (A-Z, 0-9 / ,-) Sample IDs MUST BE UNIQUE	Valid Matrix Codes: MATRIX / CODE	MATRIX CODE (see valid codes to left)	SAMPLE TYPE (G=GRAB C=COMP)	COLLECTED: COMPOSITE START DATE	COMPOSITE START TIME	COMPOSITE END/GRAB DATE	COMPOSITE END/GRAB TIME	SAMPLE TEMP AT COLLECTION	# OF CONTAINERS	Preservatives: Unpreserved	H_2SO_4	HNO_3	HCl	NaOH	$Na_2S_2O_3$	Methanol	Other	Analysis Test Y/N	8260 VOCs	Alkalinity	TOC	Chloride, Sulfate	8015 Chloroethanol (Pace Dallas)	6010-Iron/Mn	Ferric Iron calc. (send field Ferrous)	Ammonia	Nitrate+Nitrite	Total Phosphate (Pace Dallas)	Sulfide	CO2 Calc (Alkalinity +pH)	Residual Chlorine (Y/N)	Pace Project No./ Lab I.D.
1	MW-33R-201507 3D69H 3D6AU	WT	G	7/22/15	900	—	—		11	X	X	X	X	X	1BP3U		N	X	X	X	X	X	X	X	X	X	X	X	X	N	1AG3S 1-0 1BP5S 2-0 1BP3N 1-0 1BP32U 1-0	01
2	DUP-04-201507	WT	G	7/22/15	900	—	—		11	X	X	X	X	X			N	X	X	X	X	X	X	X	X	X	X	X	X	N	↓ 7/23	02
3	ITMW-1[illegible]-201507	WT	G	7/22/15	1530	—	—		11	X	X	X	X	X			N	X	X	X	X	X	X	X	X	X	X	X	X	N		03
4	ITMW-17-201507 30THR	WT	G	7/22/15	1620	—	—		11	X	X	X		X			N	X	X	X	X	X	X	X	X	X	X	X	X	N	7 day hold	04
5	MW-26-201507 3D6AH	WT	G	7/22/15	1520	—	—		11	X	X	X	X	X			N	X	X	X	X	X	X	X	X	X	X	X	X	N		05
6	TB-08-201507 [illegible] 2D6AH	WT	G	7/22/15	—	—	—		3				X				N	X												N		06
7	MW-28-201507 6D6AH 3D6AU	WT	G	7/22/15	1050	—	—		14	X	X	X	X	X			N	X	X	X	X	X	X	X	X	X	X	X	X	N	MS/MSD	07
8	MW-27-201507 3D6AH	WT	G	7/22/15	1325	—	—		11	X	X	X	X	X			N	X	X	X	X	X	X	X	X	X	X	X	X	N		08
9	ITMW-15-201507	WT	G	7/22/15	1330	—	—		11	X	X	X	X	X			N	X	X	X	X	X	X	X	X	X	X	X	X	N		09
10	ITMW-1-201507	WT	G	7/22/15	1035	—	—		11	X	X	X	X	X			N	X	X	X	X	X	X	X	X	X	X	X	X	N		010
11	TB-09-201507 2D6AH	WT	G	7/22/15	—	—	—		3				X				N	X												N		011
12	ITMW-2-201507 3D6AH	WT	G	7/22/15	0850	—	—		11	X	X	X	X	X			N	X	X	X	X	X	X	X	X	X	X	X	X	N		012

ADDITIONAL COMMENTS	RELINQUISHED BY / AFFILIATION	DATE	TIME	ACCEPTED BY / AFFILIATION	DATE	TIME
Level IV data package required	Wendy Stonestreet/ENVIRON	7/22/15	1800	[signature] PACE	7/23/15	0249

SAMPLE CONDITIONS

	Temp in °C	Received on Ice (Y/N)	Custody Sealed Cooler (Y/N)	Samples Intact (Y/N)
2-4	1-3	Y	Y	Y
0-8				
2-1				
3-2				

SAMPLER NAME AND SIGNATURE

PRINT Name of SAMPLER: Wendy Stonestreet

SIGNATURE of SAMPLER: Wendy Stonestreet DATE Signed (MM/DD/YY): 7/22/15

*Important Note: By signing this form you are accepting Pace's NET 30 day payment terms and agreeing to late charges of 1.5% per month for any invoices not paid within 30 days.

Pace Analytical
www.pacelabs.com

CHAIN-OF-CUSTODY / Analytical Request Document

The Chain-of-Custody is a LEGAL DOCUMENT. All relevant fields must be completed accurately.

Section A Required Client Information:

Company:	Environ
Address:	7500 College Blvd., Ste. 925
	Overland Park, KS 66210
Email To:	wstonestreet@environcorp.com
Phone: 913-553-5926	Fax:
Requested Due Date/TAT:	

Section B Required Project Information:

Report To:	Wendy Stonestreet
Copy To:	Tammy Gleason
Purchase Order No.:	NA
Project Name:	Fort Smith, AR
Project Number:	

Section C Invoice Information:

Attention:	Tammy Gleason
Company Name:	Environ
Address:	250 Monroe Ave. NW Grand Rapids
Pace Quote Reference:	Michigan, 49503
Pace Project Manager:	Colleen Clyne
Pace Profile #:	7444, line 1

REGULATORY AGENCY

☐ NPDES ☐ GROUND WATER ☐ DRINKING WATER
☐ UST ☐ RCRA ☑ OTHER ADEQ

Site Location STATE: AR

Section D Required Client Information

SAMPLE ID (A-Z, 0-9 / , -) Sample IDs MUST BE UNIQUE

Valid Matrix Codes

MATRIX	CODE
DRINKING WATER	DW
WATER	WT
WASTE WATER	WW
PRODUCT	P
SOIL/SOLID	SL
OIL	OL
WIPE	WP
AIR	AR
OTHER	OT
TISSUE	TS

Requested Analysis Filtered (Y/N)

ITEM #	SAMPLE ID	MATRIX CODE (see valid codes to left)	SAMPLE TYPE (G=GRAB C=COMP)	COLLECTED COMPOSITE START DATE	COLLECTED COMPOSITE START TIME	COLLECTED COMPOSITE END/GRAB DATE	COLLECTED COMPOSITE END/GRAB TIME	SAMPLE TEMP AT COLLECTION	# OF CONTAINERS	Preservatives: Unpreserved	H_2SO_4	HNO_3	HCl	NaOH	$Na_2S_2O_3$	Methanol	Other	Y/N	Analysis Test: 8260 VOCs	Alkalinity	TOC	Chloride, Sulfate	8015 Chloroethanol (Pace Dallas)	6010-Iron/Mn	Ferric Iron calc. (send field Ferrous)	Ammonia	Nitrate+Nitrite	Total Phosphate (Pace Dallas)	Sulfide	CO2 Calc (Alkalinity +pH)	Residual Chlorine (Y/N)	Pace Project No./ Lab I.D.
1	ITMW-14-201507	WT	G	7/22/15	1105	—	—		11	X	X	X	X	X	1B	B	U		X	X	X	X	X	X	X	X	X	X	N	1BP3S2-0, AG3S2-0, 1BP3N2-0, 1BP3Z11-0 013
2	ITMW-7-201507	WT	G	7/22/15	1120	—	—		11	X	X	X	X	X					X	X	X	X	X	X	X	X	X	X	N	014
3	MW-22-201507	WT	G	7/22/15	0836	—	—		11	X	X	X	X	X					X	X	X	X	X	X	X	X	X	X	N	015
4	TB-10-201507	WT	G	7/22/15	—	—	—		3				X						X										N	016
5	ITMW-16-201507	WT	G	7/22/15	—	—	—		11	X	X	X	X	X					X	X	X	X	X	X	X	X	X	X	N	017
6	ITMW-23-201507	WT	G	7/22/15	1120	—	—		11	X	X	X	X	X					X	X	X	X	X	X	X	X	X	X	N	018
7	~~ITMW-21-201507~~	WT	G	7/22/15	11																									—
8	ITMW-6-201507	WT	G	7/22/15	1650	—	—		14	X	X	X	X	X					X	X	X	X	X	X	X	X	X	X	N	MS MSD 019
9	TB-11-201507	WT	G	7/22/15	—	—	—		3				X						X										N	020
10	MW-29-201507	WT	G	7/22/15	1350	—	—		11	X	X	X	X	X					X	X	X	X	X	X	X	X	X	X	N	021
11	ITMW-13-201507	WT	G	7/22/15	1400	—	—		11	X	X	X	X	X					X	X	X	X	X	X	X	X	X	X	N	022
12	DUP-02-201507	WT	G	7/22/15	1400	—	—		3				X						X										N	023

ADDITIONAL COMMENTS	RELINQUISHED BY / AFFILIATION	DATE	TIME	ACCEPTED BY / AFFILIATION	DATE	TIME	SAMPLE CONDITIONS			
Level IV data package required	Wendy Stonestreet / Ramboll Environ	7/22/15	1800	PAST	7/23/15	0249	2.4	Y	Y	Y
							0.8			
							2-1			
							3.2			

SAMPLER NAME AND SIGNATURE			
PRINT Name of SAMPLER:	Wendy Stonestreet		
SIGNATURE of SAMPLER:	Wendy Stonestreet	DATE Signed (MM/DD/YY):	7/22/15

Temp in °C: 1.2, 1.3 | Received on Ice (Y/N) | Custody Sealed Cooler (Y/N) | Samples Intact (Y/N)

*Important Note: By signing this form you are accepting Pace's NET 30 day payment terms and agreeing to late charges of 1.5% per month for any invoices not paid within 30 days.

Pace Analytical
www.pacelabs.com

CHAIN-OF-CUSTODY / Analytical Request Document

The Chain-of-Custody is a LEGAL DOCUMENT. All relevant fields must be completed accurately.

Page: 3 of 3

Section A Required Client Information:		Section B Required Project Information:		Section C Invoice Information:	
Company:	Environ	Report To:	Wendy Stonestreet	Attention:	Tammy Gleason
Address:	7500 College Blvd., Ste. 925	Copy To:	Tammy Gleason	Company Name:	Environ
	Overland Park, KS 66210			Address:	250 Monroe Ave. NW Grand Rapids
Email To:	wstonestreet@environcorp.com	Purchase Order No.:	NA	Pace Quote Reference:	Michigan, 49503
Phone: 913-553-5926	Fax:	Project Name:	Fort Smith, AR	Pace Project Manager:	Colleen Clyne
Requested Due Date/TAT:		Project Number:		Pace Profile #:	7444, line 1

REGULATORY AGENCY

☐ NPDES ☐ GROUND WATER ☐ DRINKING WATER
☐ UST ☐ RCRA ☑ OTHER ADEQ

Site Location STATE: AR

Section D Required Client Information

Valid Matrix Codes

MATRIX	CODE
DRINKING WATER	DW
WATER	WT
WASTE WATER	WW
PRODUCT	P
SOIL/SOLID	SL
OIL	OL
WIPE	WP
AIR	AR
OTHER	OT
TISSUE	TS

SAMPLE ID (A-Z, 0-9 / ,-) Sample IDs MUST BE UNIQUE

Requested Analysis Filtered (Y/N)

	ITEM #	SAMPLE ID	MATRIX CODE (see valid codes to left)	SAMPLE TYPE (G=GRAB C=COMP)	COLLECTED COMPOSITE START DATE	COLLECTED COMPOSITE START TIME	COLLECTED COMPOSITE END/GRAB DATE	COLLECTED COMPOSITE END/GRAB TIME	SAMPLE TEMP AT COLLECTION	# OF CONTAINERS	Preservatives: Unpreserved	H_2SO_4	HNO_3	HCl	NaOH	$Na_2S_2O_3$	Methanol	Other	Analysis Test (Y/N)	8260 VOCs	Alkalinity	TOC	Chloride, Sulfate	8015 Chloroethanol (Pace Dallas)	6010-Iron/Mn	Ferric Iron calc. (send field Ferrous)	Ammonia	Nitrate+Nitrite	Total Phosphate (Pace Dallas)	Sulfide	CO2 Calc (Alkalinity +pH)	Residual Chlorine (Y/N)	Pace Project No./ Lab I.D.
12	1	ITMW-10-201507 3DG9H 3DG9U	WT	G	7/22/15	1630	—	—		11	X	X	X	X	X	1BP3U				X	X	X	X	X	X	X	X	X	X	X	X	1AG3S 2-0 1BP3N 2-0 1BP3S 2-0 1BP3Z 11-0	024
12	2	DUP-01-201507 ↓	WT	G	7/22/15	1630	—	—		3				X						X												N	025
17	3	ITMW-20-201507 6DG9H ↓	WT	G	7/22/15	1205	—	—		11	X	X	X	X	X					X	X	X	X	X	X	X	X	X	X	X	X	N	026
13	4	ITMW-4-201507 3DG9H ↓	WT	G	7/22/15	1430	—	—		11	X	X	X	X	X					X	X	X	X	X	X	X	X	X	X	X	X	N	027
	5	TB-12-201507 2DG9H	WT	G	7/22/15	—	—	—		2				X						X												N	028
	6	TB-13-201507 ↓	WT	G	7/22/15	—	—	—		2				X						X												N	029
	7																																
	8																																
	9																																
	10																																
	11																																
	12																																

ADDITIONAL COMMENTS	RELINQUISHED BY / AFFILIATION	DATE	TIME	ACCEPTED BY / AFFILIATION	DATE	TIME	SAMPLE CONDITIONS
Level IV data package required	Wendy Stonestreet / Environ	7/22/2015	1800				

SAMPLER NAME AND SIGNATURE

PRINT Name of SAMPLER: Wendy Stonestreet

SIGNATURE of SAMPLER: Wendy Stonestreet

DATE Signed (MM/DD/YY): 7/22/2015

Temp in °C | Received on Ice (Y/N) | Custody Sealed Cooler (Y/N) | Samples Intact (Y/N)

*Important Note: By signing this form you are accepting Pace's NET 30 day payment terms and agreeing to late charges of 1.5% per month for any invoices not paid within 30 days.

F-ALL-Q-020rev.07, 15-Feb-2007

Pace Analytical Services, Inc.
9608 Loiret Blvd.
Lenexa, KS 66219
(913)599-5665

August 04, 2015

Wendy Stonestreet
Environ International Corporation
7500 College Blvd Ste 925
Overland Park, KS 66210

RE: Project: FORT SMITH, AR
Pace Project No.: 60199015

Dear Wendy Stonestreet:
Enclosed are the analytical results for sample(s) received by the laboratory on July 23, 2015. The results relate only to the samples included in this report. Results reported herein conform to the most current TNI standards and the laboratory's Quality Assurance Manual, where applicable, unless otherwise noted in the body of the report.

If you have any questions concerning this report, please feel free to contact me.

Sincerely,

Colleen Clyne
colleen.clyne@pacelabs.com
Project Manager

Enclosures

cc: Tamara Gleason, ENVIRON International Corporation

This report shall not be reproduced, except in full,
without the written consent of Pace Analytical Services, Inc..

Pace Analytical Services, Inc.
9608 Loiret Blvd.
Lenexa, KS 66219
(913)599-5665

CERTIFICATIONS

Project: FORT SMITH, AR
Pace Project No.: 60199015

Kansas Certification IDs
9608 Loiret Boulevard, Lenexa, KS 66219
WY STR Certification #: 2456.01
Arkansas Certification #: 13-012-0
Illinois Certification #: 003097
Iowa Certification #: 118
Kansas/NELAP Certification #: E-10116
Louisiana Certification #: 03055
Nevada Certification #: KS000212008A
Oklahoma Certification #: 9205/9935
Texas Certification #: T104704407
Utah Certification #: KS00021

REPORT OF LABORATORY ANALYSIS

This report shall not be reproduced, except in full,
without the written consent of Pace Analytical Services, Inc..

Pace Analytical Services, Inc.
9608 Loiret Blvd.
Lenexa, KS 66219
(913)599-5665

SAMPLE SUMMARY

Project: FORT SMITH, AR
Pace Project No.: 60199015

Lab ID	Sample ID	Matrix	Date Collected	Date Received
60199015001	**MW-90-201507**	Water	07/22/15 17:30	07/23/15 02:45
60199015002	**MW-180-201507**	Water	07/22/15 17:10	07/23/15 02:45
60199015003	**MW-81-201507**	Water	07/22/15 08:55	07/23/15 02:45
60199015004	**MW-82-201507**	Water	07/22/15 09:10	07/23/15 02:45
60199015005	**MW-83-201507**	Water	07/22/15 14:00	07/23/15 02:45
60199015006	**MW-179-201507**	Water	07/22/15 16:10	07/23/15 02:45
60199015007	**MW-178-201507**	Water	07/22/15 15:20	07/23/15 02:45

REPORT OF LABORATORY ANALYSIS

This report shall not be reproduced, except in full,
without the written consent of Pace Analytical Services, Inc..

Pace Analytical Services, Inc.
9608 Loiret Blvd.
Lenexa, KS 66219
(913)599-5665

SAMPLE ANALYTE COUNT

Project: FORT SMITH, AR
Pace Project No.: 60199015

Lab ID	Sample ID	Method	Analysts	Analytes Reported
60199015001	**MW-90-201507**	EPA 5030B/8260	PGH	38
60199015002	**MW-180-201507**	EPA 5030B/8260	PGH	38
60199015003	**MW-81-201507**	EPA 5030B/8260	PGH	38
60199015004	**MW-82-201507**	EPA 5030B/8260	PGH	38
60199015005	**MW-83-201507**	EPA 5030B/8260	PGH	38
60199015006	**MW-179-201507**	EPA 5030B/8260	PGH	38
60199015007	**MW-178-201507**	EPA 5030B/8260	PGH	38

This report shall not be reproduced, except in full,
without the written consent of Pace Analytical Services, Inc..

Pace Analytical Services, Inc.
9608 Loiret Blvd.
Lenexa, KS 66219
(913)599-5665

PROJECT NARRATIVE

Project: FORT SMITH, AR
Pace Project No.: 60199015

Method: **EPA 5030B/8260**
Description: 8260 MSV
Client: Environ_AR
Date: August 04, 2015

General Information:
7 samples were analyzed for EPA 5030B/8260. All samples were received in acceptable condition with any exceptions noted below or on the chain-of custody and/or the sample condition upon receipt form (SCUR) attached at the end of this report.

Hold Time:
The samples were analyzed within the method required hold times with any exceptions noted below.

Initial Calibrations (including MS Tune as applicable):
All criteria were within method requirements with any exceptions noted below.

Continuing Calibration:
All criteria were within method requirements with any exceptions noted below.

Internal Standards:
All internal standards were within QC limits with any exceptions noted below.

Surrogates:
All surrogates were within QC limits with any exceptions noted below.

Method Blank:
All analytes were below the report limit in the method blank, where applicable, with any exceptions noted below.

Laboratory Control Spike:
All laboratory control spike compounds were within QC limits with any exceptions noted below.

Matrix Spikes:
All percent recoveries and relative percent differences (RPDs) were within acceptance criteria with any exceptions noted below.

QC Batch: MSV/70778

A matrix spike/matrix spike duplicate was not performed due to insufficient sample volume.

QC Batch: MSV/70779

A matrix spike/matrix spike duplicate was not performed due to insufficient sample volume.

QC Batch: MSV/70815

A matrix spike/matrix spike duplicate was not performed due to insufficient sample volume.

Additional Comments:

This data package has been reviewed for quality and completeness and is approved for release.

This report shall not be reproduced, except in full,
without the written consent of Pace Analytical Services, Inc..

Pace Analytical Services, Inc.
9608 Loiret Blvd.
Lenexa, KS 66219
(913)599-5665

ANALYTICAL RESULTS

Project: FORT SMITH, AR
Pace Project No.: 60199015

Sample: MW-90-201507 **Lab ID: 60199015001** Collected: 07/22/15 17:30 Received: 07/23/15 02:45 Matrix: Water

Parameters	Results	Units	Report Limit	MDL	DF	Prepared	Analyzed	CAS No.	Qual
8260 MSV	Analytical Method: EPA 5030B/8260								
Acetone	ND	ug/L	10.0	1.9	1		07/23/15 15:31	67-64-1	
Benzene	ND	ug/L	1.0	0.060	1		07/23/15 15:31	71-43-2	
Bromodichloromethane	ND	ug/L	1.0	0.19	1		07/23/15 15:31	75-27-4	
Bromoform	ND	ug/L	1.0	0.070	1		07/23/15 15:31	75-25-2	
Bromomethane	ND	ug/L	5.0	0.16	1		07/23/15 15:31	74-83-9	
2-Butanone (MEK)	ND	ug/L	10.0	0.59	1		07/23/15 15:31	78-93-3	
Carbon disulfide	ND	ug/L	5.0	0.12	1		07/23/15 15:31	75-15-0	
Carbon tetrachloride	ND	ug/L	1.0	0.18	1		07/23/15 15:31	56-23-5	
Chlorobenzene	ND	ug/L	1.0	0.21	1		07/23/15 15:31	108-90-7	
Chloroethane	ND	ug/L	1.0	0.15	1		07/23/15 15:31	75-00-3	
Chloroform	ND	ug/L	1.0	0.14	1		07/23/15 15:31	67-66-3	
Chloromethane	ND	ug/L	1.0	0.080	1		07/23/15 15:31	74-87-3	
Dibromochloromethane	ND	ug/L	1.0	0.21	1		07/23/15 15:31	124-48-1	
1,1-Dichloroethane	ND	ug/L	1.0	0.050	1		07/23/15 15:31	75-34-3	
1,2-Dichloroethane	ND	ug/L	1.0	0.12	1		07/23/15 15:31	107-06-2	
1,1-Dichloroethene	ND	ug/L	1.0	0.20	1		07/23/15 15:31	75-35-4	
cis-1,2-Dichloroethene	ND	ug/L	1.0	0.080	1		07/23/15 15:31	156-59-2	
trans-1,2-Dichloroethene	ND	ug/L	1.0	0.20	1		07/23/15 15:31	156-60-5	
1,2-Dichloropropane	ND	ug/L	1.0	0.16	1		07/23/15 15:31	78-87-5	
cis-1,3-Dichloropropene	ND	ug/L	1.0	0.14	1		07/23/15 15:31	10061-01-5	
trans-1,3-Dichloropropene	ND	ug/L	1.0	0.12	1		07/23/15 15:31	10061-02-6	
Ethylbenzene	ND	ug/L	1.0	0.18	1		07/23/15 15:31	100-41-4	
2-Hexanone	ND	ug/L	10.0	1.2	1		07/23/15 15:31	591-78-6	
Methylene chloride	ND	ug/L	1.0	0.15	1		07/23/15 15:31	75-09-2	
4-Methyl-2-pentanone (MIBK)	ND	ug/L	10.0	0.42	1		07/23/15 15:31	108-10-1	
Styrene	ND	ug/L	1.0	0.12	1		07/23/15 15:31	100-42-5	
1,1,2,2-Tetrachloroethane	ND	ug/L	1.0	0.15	1		07/23/15 15:31	79-34-5	
Tetrachloroethene	ND	ug/L	1.0	0.10	1		07/23/15 15:31	127-18-4	
Toluene	ND	ug/L	1.0	0.17	1		07/23/15 15:31	108-88-3	
1,1,1-Trichloroethane	ND	ug/L	1.0	0.11	1		07/23/15 15:31	71-55-6	
1,1,2-Trichloroethane	ND	ug/L	1.0	0.20	1		07/23/15 15:31	79-00-5	
Trichloroethene	**0.38J**	ug/L	1.0	0.17	1		07/23/15 15:31	79-01-6	
Vinyl chloride	ND	ug/L	1.0	0.13	1		07/23/15 15:31	75-01-4	
Xylene (Total)	ND	ug/L	3.0	0.42	1		07/23/15 15:31	1330-20-7	
Surrogates									
4-Bromofluorobenzene (S)	99	%	80-120		1		07/23/15 15:31	460-00-4	
1,2-Dichloroethane-d4 (S)	102	%	80-120		1		07/23/15 15:31	17060-07-0	
Toluene-d8 (S)	98	%	80-120		1		07/23/15 15:31	2037-26-5	
Preservation pH	**1.0**		0.10	0.10	1		07/23/15 15:31		

REPORT OF LABORATORY ANALYSIS

This report shall not be reproduced, except in full,
without the written consent of Pace Analytical Services, Inc..

Pace Analytical Services, Inc.
9608 Loiret Blvd.
Lenexa, KS 66219
(913)599-5665

ANALYTICAL RESULTS

Project: FORT SMITH, AR
Pace Project No.: 60199015

Sample: MW-180-201507 **Lab ID: 60199015002** Collected: 07/22/15 17:10 Received: 07/23/15 02:45 Matrix: Water

Parameters	Results	Units	Report Limit	MDL	DF	Prepared	Analyzed	CAS No.	Qual
8260 MSV	Analytical Method: EPA 5030B/8260								
Acetone	**2.0J**	ug/L	10.0	1.9	1		07/23/15 15:46	67-64-1	
Benzene	ND	ug/L	1.0	0.060	1		07/23/15 15:46	71-43-2	
Bromodichloromethane	ND	ug/L	1.0	0.19	1		07/23/15 15:46	75-27-4	
Bromoform	ND	ug/L	1.0	0.070	1		07/23/15 15:46	75-25-2	
Bromomethane	ND	ug/L	5.0	0.16	1		07/23/15 15:46	74-83-9	
2-Butanone (MEK)	ND	ug/L	10.0	0.59	1		07/23/15 15:46	78-93-3	
Carbon disulfide	ND	ug/L	5.0	0.12	1		07/23/15 15:46	75-15-0	
Carbon tetrachloride	ND	ug/L	1.0	0.18	1		07/23/15 15:46	56-23-5	
Chlorobenzene	ND	ug/L	1.0	0.21	1		07/23/15 15:46	108-90-7	
Chloroethane	ND	ug/L	1.0	0.15	1		07/23/15 15:46	75-00-3	
Chloroform	ND	ug/L	1.0	0.14	1		07/23/15 15:46	67-66-3	
Chloromethane	ND	ug/L	1.0	0.080	1		07/23/15 15:46	74-87-3	
Dibromochloromethane	ND	ug/L	1.0	0.21	1		07/23/15 15:46	124-48-1	
1,1-Dichloroethane	ND	ug/L	1.0	0.050	1		07/23/15 15:46	75-34-3	
1,2-Dichloroethane	ND	ug/L	1.0	0.12	1		07/23/15 15:46	107-06-2	
1,1-Dichloroethene	**0.34J**	ug/L	1.0	0.20	1		07/23/15 15:46	75-35-4	
cis-1,2-Dichloroethene	**3.0**	ug/L	1.0	0.080	1		07/23/15 15:46	156-59-2	
trans-1,2-Dichloroethene	**0.60J**	ug/L	1.0	0.20	1		07/23/15 15:46	156-60-5	
1,2-Dichloropropane	ND	ug/L	1.0	0.16	1		07/23/15 15:46	78-87-5	
cis-1,3-Dichloropropene	ND	ug/L	1.0	0.14	1		07/23/15 15:46	10061-01-5	
trans-1,3-Dichloropropene	ND	ug/L	1.0	0.12	1		07/23/15 15:46	10061-02-6	
Ethylbenzene	ND	ug/L	1.0	0.18	1		07/23/15 15:46	100-41-4	
2-Hexanone	ND	ug/L	10.0	1.2	1		07/23/15 15:46	591-78-6	
Methylene chloride	ND	ug/L	1.0	0.15	1		07/23/15 15:46	75-09-2	
4-Methyl-2-pentanone (MIBK)	ND	ug/L	10.0	0.42	1		07/23/15 15:46	108-10-1	
Styrene	ND	ug/L	1.0	0.12	1		07/23/15 15:46	100-42-5	
1,1,2,2-Tetrachloroethane	ND	ug/L	1.0	0.15	1		07/23/15 15:46	79-34-5	
Tetrachloroethene	ND	ug/L	1.0	0.10	1		07/23/15 15:46	127-18-4	
Toluene	ND	ug/L	1.0	0.17	1		07/23/15 15:46	108-88-3	
1,1,1-Trichloroethane	ND	ug/L	1.0	0.11	1		07/23/15 15:46	71-55-6	
1,1,2-Trichloroethane	ND	ug/L	1.0	0.20	1		07/23/15 15:46	79-00-5	
Trichloroethene	**22.1**	ug/L	1.0	0.17	1		07/23/15 15:46	79-01-6	
Vinyl chloride	ND	ug/L	1.0	0.13	1		07/23/15 15:46	75-01-4	
Xylene (Total)	ND	ug/L	3.0	0.42	1		07/23/15 15:46	1330-20-7	
Surrogates									
4-Bromofluorobenzene (S)	97	%	80-120		1		07/23/15 15:46	460-00-4	
1,2-Dichloroethane-d4 (S)	101	%	80-120		1		07/23/15 15:46	17060-07-0	
Toluene-d8 (S)	99	%	80-120		1		07/23/15 15:46	2037-26-5	
Preservation pH	**1.0**		0.10	0.10	1		07/23/15 15:46		

REPORT OF LABORATORY ANALYSIS

This report shall not be reproduced, except in full,
without the written consent of Pace Analytical Services, Inc..

Pace Analytical Services, Inc.
9608 Loiret Blvd.
Lenexa, KS 66219
(913)599-5665

ANALYTICAL RESULTS

Project: FORT SMITH, AR
Pace Project No.: 60199015

Sample: MW-81-201507 **Lab ID: 60199015003** Collected: 07/22/15 08:55 Received: 07/23/15 02:45 Matrix: Water

Parameters	Results	Units	Report Limit	MDL	DF	Prepared	Analyzed	CAS No.	Qual
8260 MSV	Analytical Method: EPA 5030B/8260								
Acetone	**15.5**	ug/L	10.0	1.9	1		07/23/15 17:48	67-64-1	
Benzene	ND	ug/L	1.0	0.060	1		07/23/15 17:48	71-43-2	
Bromodichloromethane	ND	ug/L	1.0	0.19	1		07/23/15 17:48	75-27-4	
Bromoform	**2.8**	ug/L	1.0	0.070	1		07/23/15 17:48	75-25-2	
Bromomethane	**7.0**	ug/L	5.0	0.16	1		07/23/15 17:48	74-83-9	
2-Butanone (MEK)	ND	ug/L	10.0	0.59	1		07/23/15 17:48	78-93-3	
Carbon disulfide	ND	ug/L	5.0	0.12	1		07/23/15 17:48	75-15-0	
Carbon tetrachloride	ND	ug/L	1.0	0.18	1		07/23/15 17:48	56-23-5	
Chlorobenzene	ND	ug/L	1.0	0.21	1		07/23/15 17:48	108-90-7	
Chloroethane	ND	ug/L	1.0	0.15	1		07/23/15 17:48	75-00-3	
Chloroform	**0.24J**	ug/L	1.0	0.14	1		07/23/15 17:48	67-66-3	
Chloromethane	**3.6**	ug/L	1.0	0.080	1		07/23/15 17:48	74-87-3	
Dibromochloromethane	**0.22J**	ug/L	1.0	0.21	1		07/23/15 17:48	124-48-1	
1,1-Dichloroethane	ND	ug/L	1.0	0.050	1		07/23/15 17:48	75-34-3	
1,2-Dichloroethane	ND	ug/L	1.0	0.12	1		07/23/15 17:48	107-06-2	
1,1-Dichloroethene	**1.2**	ug/L	1.0	0.20	1		07/23/15 17:48	75-35-4	
cis-1,2-Dichloroethene	**7.7**	ug/L	1.0	0.080	1		07/23/15 17:48	156-59-2	
trans-1,2-Dichloroethene	**1.3**	ug/L	1.0	0.20	1		07/23/15 17:48	156-60-5	
1,2-Dichloropropane	ND	ug/L	1.0	0.16	1		07/23/15 17:48	78-87-5	
cis-1,3-Dichloropropene	ND	ug/L	1.0	0.14	1		07/23/15 17:48	10061-01-5	
trans-1,3-Dichloropropene	ND	ug/L	1.0	0.12	1		07/23/15 17:48	10061-02-6	
Ethylbenzene	ND	ug/L	1.0	0.18	1		07/23/15 17:48	100-41-4	
2-Hexanone	ND	ug/L	10.0	1.2	1		07/23/15 17:48	591-78-6	
Methylene chloride	ND	ug/L	1.0	0.15	1		07/23/15 17:48	75-09-2	
4-Methyl-2-pentanone (MIBK)	ND	ug/L	10.0	0.42	1		07/23/15 17:48	108-10-1	
Styrene	ND	ug/L	1.0	0.12	1		07/23/15 17:48	100-42-5	
1,1,2,2-Tetrachloroethane	ND	ug/L	1.0	0.15	1		07/23/15 17:48	79-34-5	
Tetrachloroethene	ND	ug/L	1.0	0.10	1		07/23/15 17:48	127-18-4	
Toluene	ND	ug/L	1.0	0.17	1		07/23/15 17:48	108-88-3	
1,1,1-Trichloroethane	ND	ug/L	1.0	0.11	1		07/23/15 17:48	71-55-6	
1,1,2-Trichloroethane	ND	ug/L	1.0	0.20	1		07/23/15 17:48	79-00-5	
Trichloroethene	**275**	ug/L	5.0	0.85	5		07/25/15 00:52	79-01-6	
Vinyl chloride	ND	ug/L	1.0	0.13	1		07/23/15 17:48	75-01-4	
Xylene (Total)	ND	ug/L	3.0	0.42	1		07/23/15 17:48	1330-20-7	
Surrogates									
4-Bromofluorobenzene (S)	100	%	80-120		1		07/23/15 17:48	460-00-4	
1,2-Dichloroethane-d4 (S)	104	%	80-120		1		07/23/15 17:48	17060-07-0	
Toluene-d8 (S)	100	%	80-120		1		07/23/15 17:48	2037-26-5	
Preservation pH	**5.0**		0.10	0.10	1		07/23/15 17:48		

REPORT OF LABORATORY ANALYSIS

This report shall not be reproduced, except in full,
without the written consent of Pace Analytical Services, Inc..

Pace Analytical Services, Inc.
9608 Loiret Blvd.
Lenexa, KS 66219
(913)599-5665

ANALYTICAL RESULTS

Project: FORT SMITH, AR
Pace Project No.: 60199015

Sample: MW-82-201507 **Lab ID: 60199015004** Collected: 07/22/15 09:10 Received: 07/23/15 02:45 Matrix: Water

Parameters	Results	Units	Report Limit	MDL	DF	Prepared	Analyzed	CAS No.	Qual
8260 MSV	Analytical Method: EPA 5030B/8260								
Acetone	**17.8**	ug/L	10.0	1.9	1		07/23/15 16:16	67-64-1	
Benzene	**0.11J**	ug/L	1.0	0.060	1		07/23/15 16:16	71-43-2	
Bromodichloromethane	ND	ug/L	1.0	0.19	1		07/23/15 16:16	75-27-4	
Bromoform	ND	ug/L	1.0	0.070	1		07/23/15 16:16	75-25-2	
Bromomethane	ND	ug/L	5.0	0.16	1		07/23/15 16:16	74-83-9	
2-Butanone (MEK)	**3.6J**	ug/L	10.0	0.59	1		07/23/15 16:16	78-93-3	
Carbon disulfide	**1.1J**	ug/L	5.0	0.12	1		07/23/15 16:16	75-15-0	
Carbon tetrachloride	ND	ug/L	1.0	0.18	1		07/23/15 16:16	56-23-5	
Chlorobenzene	ND	ug/L	1.0	0.21	1		07/23/15 16:16	108-90-7	
Chloroethane	ND	ug/L	1.0	0.15	1		07/23/15 16:16	75-00-3	
Chloroform	ND	ug/L	1.0	0.14	1		07/23/15 16:16	67-66-3	
Chloromethane	ND	ug/L	1.0	0.080	1		07/23/15 16:16	74-87-3	
Dibromochloromethane	ND	ug/L	1.0	0.21	1		07/23/15 16:16	124-48-1	
1,1-Dichloroethane	ND	ug/L	1.0	0.050	1		07/23/15 16:16	75-34-3	
1,2-Dichloroethane	ND	ug/L	1.0	0.12	1		07/23/15 16:16	107-06-2	
1,1-Dichloroethene	ND	ug/L	1.0	0.20	1		07/23/15 16:16	75-35-4	
cis-1,2-Dichloroethene	ND	ug/L	1.0	0.080	1		07/23/15 16:16	156-59-2	
trans-1,2-Dichloroethene	ND	ug/L	1.0	0.20	1		07/23/15 16:16	156-60-5	
1,2-Dichloropropane	ND	ug/L	1.0	0.16	1		07/23/15 16:16	78-87-5	
cis-1,3-Dichloropropene	ND	ug/L	1.0	0.14	1		07/23/15 16:16	10061-01-5	
trans-1,3-Dichloropropene	ND	ug/L	1.0	0.12	1		07/23/15 16:16	10061-02-6	
Ethylbenzene	ND	ug/L	1.0	0.18	1		07/23/15 16:16	100-41-4	
2-Hexanone	ND	ug/L	10.0	1.2	1		07/23/15 16:16	591-78-6	
Methylene chloride	ND	ug/L	1.0	0.15	1		07/23/15 16:16	75-09-2	
4-Methyl-2-pentanone (MIBK)	ND	ug/L	10.0	0.42	1		07/23/15 16:16	108-10-1	
Styrene	ND	ug/L	1.0	0.12	1		07/23/15 16:16	100-42-5	
1,1,2,2-Tetrachloroethane	ND	ug/L	1.0	0.15	1		07/23/15 16:16	79-34-5	
Tetrachloroethene	ND	ug/L	1.0	0.10	1		07/23/15 16:16	127-18-4	
Toluene	ND	ug/L	1.0	0.17	1		07/23/15 16:16	108-88-3	
1,1,1-Trichloroethane	ND	ug/L	1.0	0.11	1		07/23/15 16:16	71-55-6	
1,1,2-Trichloroethane	ND	ug/L	1.0	0.20	1		07/23/15 16:16	79-00-5	
Trichloroethene	**5.3**	ug/L	1.0	0.17	1		07/23/15 16:16	79-01-6	
Vinyl chloride	ND	ug/L	1.0	0.13	1		07/23/15 16:16	75-01-4	
Xylene (Total)	ND	ug/L	3.0	0.42	1		07/23/15 16:16	1330-20-7	
Surrogates									
4-Bromofluorobenzene (S)	99	%	80-120		1		07/23/15 16:16	460-00-4	
1,2-Dichloroethane-d4 (S)	98	%	80-120		1		07/23/15 16:16	17060-07-0	
Toluene-d8 (S)	97	%	80-120		1		07/23/15 16:16	2037-26-5	
Preservation pH	**1.0**		0.10	0.10	1		07/23/15 16:16		

REPORT OF LABORATORY ANALYSIS

This report shall not be reproduced, except in full,
without the written consent of Pace Analytical Services, Inc..

Pace Analytical Services, Inc.
9608 Loiret Blvd.
Lenexa, KS 66219
(913)599-5665

ANALYTICAL RESULTS

Project: FORT SMITH, AR
Pace Project No.: 60199015

Sample: MW-83-201507 **Lab ID: 60199015005** Collected: 07/22/15 14:00 Received: 07/23/15 02:45 Matrix: Water

Parameters	Results	Units	Report Limit	MDL	DF	Prepared	Analyzed	CAS No.	Qual
8260 MSV	Analytical Method: EPA 5030B/8260								
Acetone	**19.6**	ug/L	10.0	1.9	1		07/23/15 18:03	67-64-1	
Benzene	ND	ug/L	1.0	0.060	1		07/23/15 18:03	71-43-2	
Bromodichloromethane	ND	ug/L	1.0	0.19	1		07/23/15 18:03	75-27-4	
Bromoform	**0.19J**	ug/L	1.0	0.070	1		07/23/15 18:03	75-25-2	
Bromomethane	**0.75J**	ug/L	5.0	0.16	1		07/23/15 18:03	74-83-9	
2-Butanone (MEK)	ND	ug/L	10.0	0.59	1		07/23/15 18:03	78-93-3	
Carbon disulfide	ND	ug/L	5.0	0.12	1		07/23/15 18:03	75-15-0	
Carbon tetrachloride	ND	ug/L	1.0	0.18	1		07/23/15 18:03	56-23-5	
Chlorobenzene	ND	ug/L	1.0	0.21	1		07/23/15 18:03	108-90-7	
Chloroethane	ND	ug/L	1.0	0.15	1		07/23/15 18:03	75-00-3	
Chloroform	ND	ug/L	1.0	0.14	1		07/23/15 18:03	67-66-3	
Chloromethane	**0.35J**	ug/L	1.0	0.080	1		07/23/15 18:03	74-87-3	
Dibromochloromethane	ND	ug/L	1.0	0.21	1		07/23/15 18:03	124-48-1	
1,1-Dichloroethane	ND	ug/L	1.0	0.050	1		07/23/15 18:03	75-34-3	
1,2-Dichloroethane	ND	ug/L	1.0	0.12	1		07/23/15 18:03	107-06-2	
1,1-Dichloroethene	ND	ug/L	1.0	0.20	1		07/23/15 18:03	75-35-4	
cis-1,2-Dichloroethene	**0.49J**	ug/L	1.0	0.080	1		07/23/15 18:03	156-59-2	
trans-1,2-Dichloroethene	ND	ug/L	1.0	0.20	1		07/23/15 18:03	156-60-5	
1,2-Dichloropropane	ND	ug/L	1.0	0.16	1		07/23/15 18:03	78-87-5	
cis-1,3-Dichloropropene	ND	ug/L	1.0	0.14	1		07/23/15 18:03	10061-01-5	
trans-1,3-Dichloropropene	ND	ug/L	1.0	0.12	1		07/23/15 18:03	10061-02-6	
Ethylbenzene	ND	ug/L	1.0	0.18	1		07/23/15 18:03	100-41-4	
2-Hexanone	ND	ug/L	10.0	1.2	1		07/23/15 18:03	591-78-6	
Methylene chloride	ND	ug/L	1.0	0.15	1		07/23/15 18:03	75-09-2	
4-Methyl-2-pentanone (MIBK)	ND	ug/L	10.0	0.42	1		07/23/15 18:03	108-10-1	
Styrene	ND	ug/L	1.0	0.12	1		07/23/15 18:03	100-42-5	
1,1,2,2-Tetrachloroethane	ND	ug/L	1.0	0.15	1		07/23/15 18:03	79-34-5	
Tetrachloroethene	ND	ug/L	1.0	0.10	1		07/23/15 18:03	127-18-4	
Toluene	ND	ug/L	1.0	0.17	1		07/23/15 18:03	108-88-3	
1,1,1-Trichloroethane	ND	ug/L	1.0	0.11	1		07/23/15 18:03	71-55-6	
1,1,2-Trichloroethane	ND	ug/L	1.0	0.20	1		07/23/15 18:03	79-00-5	
Trichloroethene	**27.9**	ug/L	1.0	0.17	1		07/23/15 18:03	79-01-6	
Vinyl chloride	ND	ug/L	1.0	0.13	1		07/23/15 18:03	75-01-4	
Xylene (Total)	ND	ug/L	3.0	0.42	1		07/23/15 18:03	1330-20-7	
Surrogates									
4-Bromofluorobenzene (S)	99	%	80-120		1		07/23/15 18:03	460-00-4	
1,2-Dichloroethane-d4 (S)	101	%	80-120		1		07/23/15 18:03	17060-07-0	
Toluene-d8 (S)	97	%	80-120		1		07/23/15 18:03	2037-26-5	
Preservation pH	**3.0**		0.10	0.10	1		07/23/15 18:03		

REPORT OF LABORATORY ANALYSIS

This report shall not be reproduced, except in full,
without the written consent of Pace Analytical Services, Inc..

Pace Analytical Services, Inc.
9608 Loiret Blvd.
Lenexa, KS 66219
(913)599-5665

ANALYTICAL RESULTS

Project: FORT SMITH, AR
Pace Project No.: 60199015

Sample: MW-179-201507 **Lab ID: 60199015006** Collected: 07/22/15 16:10 Received: 07/23/15 02:45 Matrix: Water

Parameters	Results	Units	Report Limit	MDL	DF	Prepared	Analyzed	CAS No.	Qual
8260 MSV	Analytical Method: EPA 5030B/8260								
Acetone	**5.1J**	ug/L	10.0	1.9	1		07/23/15 16:31	67-64-1	
Benzene	**0.17J**	ug/L	1.0	0.060	1		07/23/15 16:31	71-43-2	
Bromodichloromethane	ND	ug/L	1.0	0.19	1		07/23/15 16:31	75-27-4	
Bromoform	ND	ug/L	1.0	0.070	1		07/23/15 16:31	75-25-2	
Bromomethane	ND	ug/L	5.0	0.16	1		07/23/15 16:31	74-83-9	
2-Butanone (MEK)	ND	ug/L	10.0	0.59	1		07/23/15 16:31	78-93-3	
Carbon disulfide	**0.18J**	ug/L	5.0	0.12	1		07/23/15 16:31	75-15-0	
Carbon tetrachloride	ND	ug/L	1.0	0.18	1		07/23/15 16:31	56-23-5	
Chlorobenzene	ND	ug/L	1.0	0.21	1		07/23/15 16:31	108-90-7	
Chloroethane	ND	ug/L	1.0	0.15	1		07/23/15 16:31	75-00-3	
Chloroform	**0.14J**	ug/L	1.0	0.14	1		07/23/15 16:31	67-66-3	
Chloromethane	ND	ug/L	1.0	0.080	1		07/23/15 16:31	74-87-3	
Dibromochloromethane	ND	ug/L	1.0	0.21	1		07/23/15 16:31	124-48-1	
1,1-Dichloroethane	ND	ug/L	1.0	0.050	1		07/23/15 16:31	75-34-3	
1,2-Dichloroethane	ND	ug/L	1.0	0.12	1		07/23/15 16:31	107-06-2	
1,1-Dichloroethene	**0.44J**	ug/L	1.0	0.20	1		07/23/15 16:31	75-35-4	
cis-1,2-Dichloroethene	**1.1**	ug/L	1.0	0.080	1		07/23/15 16:31	156-59-2	
trans-1,2-Dichloroethene	ND	ug/L	1.0	0.20	1		07/23/15 16:31	156-60-5	
1,2-Dichloropropane	ND	ug/L	1.0	0.16	1		07/23/15 16:31	78-87-5	
cis-1,3-Dichloropropene	ND	ug/L	1.0	0.14	1		07/23/15 16:31	10061-01-5	
trans-1,3-Dichloropropene	ND	ug/L	1.0	0.12	1		07/23/15 16:31	10061-02-6	
Ethylbenzene	ND	ug/L	1.0	0.18	1		07/23/15 16:31	100-41-4	
2-Hexanone	ND	ug/L	10.0	1.2	1		07/23/15 16:31	591-78-6	
Methylene chloride	ND	ug/L	1.0	0.15	1		07/23/15 16:31	75-09-2	
4-Methyl-2-pentanone (MIBK)	ND	ug/L	10.0	0.42	1		07/23/15 16:31	108-10-1	
Styrene	ND	ug/L	1.0	0.12	1		07/23/15 16:31	100-42-5	
1,1,2,2-Tetrachloroethane	ND	ug/L	1.0	0.15	1		07/23/15 16:31	79-34-5	
Tetrachloroethene	ND	ug/L	1.0	0.10	1		07/23/15 16:31	127-18-4	
Toluene	ND	ug/L	1.0	0.17	1		07/23/15 16:31	108-88-3	
1,1,1-Trichloroethane	ND	ug/L	1.0	0.11	1		07/23/15 16:31	71-55-6	
1,1,2-Trichloroethane	ND	ug/L	1.0	0.20	1		07/23/15 16:31	79-00-5	
Trichloroethene	**27.3**	ug/L	1.0	0.17	1		07/23/15 16:31	79-01-6	
Vinyl chloride	ND	ug/L	1.0	0.13	1		07/23/15 16:31	75-01-4	
Xylene (Total)	ND	ug/L	3.0	0.42	1		07/23/15 16:31	1330-20-7	
Surrogates									
4-Bromofluorobenzene (S)	101	%	80-120		1		07/23/15 16:31	460-00-4	
1,2-Dichloroethane-d4 (S)	101	%	80-120		1		07/23/15 16:31	17060-07-0	
Toluene-d8 (S)	97	%	80-120		1		07/23/15 16:31	2037-26-5	
Preservation pH	**1.0**		0.10	0.10	1		07/23/15 16:31		

REPORT OF LABORATORY ANALYSIS

This report shall not be reproduced, except in full,
without the written consent of Pace Analytical Services, Inc..

Pace Analytical Services, Inc.
9608 Loiret Blvd.
Lenexa, KS 66219
(913)599-5665

ANALYTICAL RESULTS

Project: FORT SMITH, AR
Pace Project No.: 60199015

Sample: MW-178-201507 **Lab ID: 60199015007** Collected: 07/22/15 15:20 Received: 07/23/15 02:45 Matrix: Water

Parameters	Results	Units	Report Limit	MDL	DF	Prepared	Analyzed	CAS No.	Qual
8260 MSV	Analytical Method: EPA 5030B/8260								
Acetone	**10.4**	ug/L	10.0	1.9	1		07/23/15 16:01	67-64-1	
Benzene	**0.23J**	ug/L	1.0	0.060	1		07/23/15 16:01	71-43-2	
Bromodichloromethane	ND	ug/L	1.0	0.19	1		07/23/15 16:01	75-27-4	
Bromoform	ND	ug/L	1.0	0.070	1		07/23/15 16:01	75-25-2	
Bromomethane	ND	ug/L	5.0	0.16	1		07/23/15 16:01	74-83-9	
2-Butanone (MEK)	ND	ug/L	10.0	0.59	1		07/23/15 16:01	78-93-3	
Carbon disulfide	**0.18J**	ug/L	5.0	0.12	1		07/23/15 16:01	75-15-0	
Carbon tetrachloride	ND	ug/L	1.0	0.18	1		07/23/15 16:01	56-23-5	
Chlorobenzene	ND	ug/L	1.0	0.21	1		07/23/15 16:01	108-90-7	
Chloroethane	ND	ug/L	1.0	0.15	1		07/23/15 16:01	75-00-3	
Chloroform	ND	ug/L	1.0	0.14	1		07/23/15 16:01	67-66-3	
Chloromethane	ND	ug/L	1.0	0.080	1		07/23/15 16:01	74-87-3	
Dibromochloromethane	ND	ug/L	1.0	0.21	1		07/23/15 16:01	124-48-1	
1,1-Dichloroethane	ND	ug/L	1.0	0.050	1		07/23/15 16:01	75-34-3	
1,2-Dichloroethane	ND	ug/L	1.0	0.12	1		07/23/15 16:01	107-06-2	
1,1-Dichloroethene	**0.28J**	ug/L	1.0	0.20	1		07/23/15 16:01	75-35-4	
cis-1,2-Dichloroethene	**1.1**	ug/L	1.0	0.080	1		07/23/15 16:01	156-59-2	
trans-1,2-Dichloroethene	ND	ug/L	1.0	0.20	1		07/23/15 16:01	156-60-5	
1,2-Dichloropropane	ND	ug/L	1.0	0.16	1		07/23/15 16:01	78-87-5	
cis-1,3-Dichloropropene	ND	ug/L	1.0	0.14	1		07/23/15 16:01	10061-01-5	
trans-1,3-Dichloropropene	ND	ug/L	1.0	0.12	1		07/23/15 16:01	10061-02-6	
Ethylbenzene	ND	ug/L	1.0	0.18	1		07/23/15 16:01	100-41-4	
2-Hexanone	ND	ug/L	10.0	1.2	1		07/23/15 16:01	591-78-6	
Methylene chloride	ND	ug/L	1.0	0.15	1		07/23/15 16:01	75-09-2	
4-Methyl-2-pentanone (MIBK)	ND	ug/L	10.0	0.42	1		07/23/15 16:01	108-10-1	
Styrene	ND	ug/L	1.0	0.12	1		07/23/15 16:01	100-42-5	
1,1,2,2-Tetrachloroethane	ND	ug/L	1.0	0.15	1		07/23/15 16:01	79-34-5	
Tetrachloroethene	ND	ug/L	1.0	0.10	1		07/23/15 16:01	127-18-4	
Toluene	ND	ug/L	1.0	0.17	1		07/23/15 16:01	108-88-3	
1,1,1-Trichloroethane	ND	ug/L	1.0	0.11	1		07/23/15 16:01	71-55-6	
1,1,2-Trichloroethane	ND	ug/L	1.0	0.20	1		07/23/15 16:01	79-00-5	
Trichloroethene	**4.6**	ug/L	1.0	0.17	1		07/23/15 16:01	79-01-6	
Vinyl chloride	ND	ug/L	1.0	0.13	1		07/23/15 16:01	75-01-4	
Xylene (Total)	ND	ug/L	3.0	0.42	1		07/23/15 16:01	1330-20-7	
Surrogates									
4-Bromofluorobenzene (S)	101	%	80-120		1		07/23/15 16:01	460-00-4	
1,2-Dichloroethane-d4 (S)	97	%	80-120		1		07/23/15 16:01	17060-07-0	
Toluene-d8 (S)	100	%	80-120		1		07/23/15 16:01	2037-26-5	
Preservation pH	**1.0**		0.10	0.10	1		07/23/15 16:01		

REPORT OF LABORATORY ANALYSIS

This report shall not be reproduced, except in full,
without the written consent of Pace Analytical Services, Inc..

Pace Analytical Services, Inc.
9608 Loiret Blvd.
Lenexa, KS 66219
(913)599-5665

QUALITY CONTROL DATA

Project: FORT SMITH, AR
Pace Project No.: 60199015

QC Batch: MSV/70779 Analysis Method: EPA 5030B/8260
QC Batch Method: EPA 5030B/8260 Analysis Description: 8260 MSV Water 10 mL Purge
Associated Lab Samples: 60199015001, 60199015002, 60199015004, 60199015006, 60199015007

METHOD BLANK: 1605673 Matrix: Water
Associated Lab Samples: 60199015001, 60199015002, 60199015004, 60199015006, 60199015007

Parameter	Units	Blank Result	Reporting Limit	Analyzed	Qualifiers
1,1,1-Trichloroethane	ug/L	ND	1.0	07/23/15 14:46	
1,1,2,2-Tetrachloroethane	ug/L	ND	1.0	07/23/15 14:46	
1,1,2-Trichloroethane	ug/L	ND	1.0	07/23/15 14:46	
1,1-Dichloroethane	ug/L	ND	1.0	07/23/15 14:46	
1,1-Dichloroethene	ug/L	ND	1.0	07/23/15 14:46	
1,2-Dichloroethane	ug/L	ND	1.0	07/23/15 14:46	
1,2-Dichloropropane	ug/L	ND	1.0	07/23/15 14:46	
2-Butanone (MEK)	ug/L	ND	10.0	07/23/15 14:46	
2-Hexanone	ug/L	ND	10.0	07/23/15 14:46	
4-Methyl-2-pentanone (MIBK)	ug/L	ND	10.0	07/23/15 14:46	
Acetone	ug/L	ND	10.0	07/23/15 14:46	
Benzene	ug/L	ND	1.0	07/23/15 14:46	
Bromodichloromethane	ug/L	ND	1.0	07/23/15 14:46	
Bromoform	ug/L	ND	1.0	07/23/15 14:46	
Bromomethane	ug/L	ND	5.0	07/23/15 14:46	
Carbon disulfide	ug/L	ND	5.0	07/23/15 14:46	
Carbon tetrachloride	ug/L	ND	1.0	07/23/15 14:46	
Chlorobenzene	ug/L	ND	1.0	07/23/15 14:46	
Chloroethane	ug/L	ND	1.0	07/23/15 14:46	
Chloroform	ug/L	ND	1.0	07/23/15 14:46	
Chloromethane	ug/L	ND	1.0	07/23/15 14:46	
cis-1,2-Dichloroethene	ug/L	ND	1.0	07/23/15 14:46	
cis-1,3-Dichloropropene	ug/L	ND	1.0	07/23/15 14:46	
Dibromochloromethane	ug/L	ND	1.0	07/23/15 14:46	
Ethylbenzene	ug/L	ND	1.0	07/23/15 14:46	
Methylene chloride	ug/L	ND	1.0	07/23/15 14:46	
Styrene	ug/L	ND	1.0	07/23/15 14:46	
Tetrachloroethene	ug/L	ND	1.0	07/23/15 14:46	
Toluene	ug/L	ND	1.0	07/23/15 14:46	
trans-1,2-Dichloroethene	ug/L	ND	1.0	07/23/15 14:46	
trans-1,3-Dichloropropene	ug/L	ND	1.0	07/23/15 14:46	
Trichloroethene	ug/L	ND	1.0	07/23/15 14:46	
Vinyl chloride	ug/L	ND	1.0	07/23/15 14:46	
Xylene (Total)	ug/L	ND	3.0	07/23/15 14:46	
1,2-Dichloroethane-d4 (S)	%	96	80-120	07/23/15 14:46	
4-Bromofluorobenzene (S)	%	98	80-120	07/23/15 14:46	
Toluene-d8 (S)	%	97	80-120	07/23/15 14:46	

Results presented on this page are in the units indicated by the "Units" column except where an alternate unit is presented to the right of the result.

REPORT OF LABORATORY ANALYSIS

This report shall not be reproduced, except in full,
without the written consent of Pace Analytical Services, Inc..

Pace Analytical Services, Inc.
9608 Loiret Blvd.
Lenexa, KS 66219
(913)599-5665

QUALITY CONTROL DATA

Project: FORT SMITH, AR
Pace Project No.: 60199015

LABORATORY CONTROL SAMPLE: 1605674

Parameter	Units	Spike Conc.	LCS Result	LCS % Rec	% Rec Limits	Qualifiers
1,1,1-Trichloroethane	ug/L	20	20.4	102	80-120	
1,1,2,2-Tetrachloroethane	ug/L	20	19.4	97	73-121	
1,1,2-Trichloroethane	ug/L	20	19.8	99	80-120	
1,1-Dichloroethane	ug/L	20	21.0	105	80-120	
1,1-Dichloroethene	ug/L	20	18.9	95	80-120	
1,2-Dichloroethane	ug/L	20	20.4	102	81-120	
1,2-Dichloropropane	ug/L	20	20.2	101	80-120	
2-Butanone (MEK)	ug/L	100	103	103	67-122	
2-Hexanone	ug/L	100	101	101	75-121	
4-Methyl-2-pentanone (MIBK)	ug/L	100	108	108	76-120	
Acetone	ug/L	100	101	101	72-120	
Benzene	ug/L	20	21.5	107	80-120	
Bromodichloromethane	ug/L	20	20.4	102	80-120	
Bromoform	ug/L	20	18.8	94	73-138	
Bromomethane	ug/L	20	22.1	110	38-137	
Carbon disulfide	ug/L	20	19.0	95	71-129	
Carbon tetrachloride	ug/L	20	19.3	97	67-146	
Chlorobenzene	ug/L	20	19.9	99	80-120	
Chloroethane	ug/L	20	19.3	97	76-120	
Chloroform	ug/L	20	18.7	93	80-120	
Chloromethane	ug/L	20	16.5	82	34-165	
cis-1,2-Dichloroethene	ug/L	20	19.7	98	80-120	
cis-1,3-Dichloropropene	ug/L	20	20.3	101	80-120	
Dibromochloromethane	ug/L	20	19.6	98	80-126	
Ethylbenzene	ug/L	20	19.7	99	80-120	
Methylene chloride	ug/L	20	20.3	101	80-120	
Styrene	ug/L	20	20.0	100	80-123	
Tetrachloroethene	ug/L	20	19.0	95	80-123	
Toluene	ug/L	20	20.1	100	80-120	
trans-1,2-Dichloroethene	ug/L	20	19.3	97	80-120	
trans-1,3-Dichloropropene	ug/L	20	19.8	99	80-129	
Trichloroethene	ug/L	20	20.3	101	80-120	
Vinyl chloride	ug/L	20	18.5	93	62-125	
Xylene (Total)	ug/L	60	61.8	103	80-120	
1,2-Dichloroethane-d4 (S)	%			96	80-120	
4-Bromofluorobenzene (S)	%			99	80-120	
Toluene-d8 (S)	%			97	80-120	

Results presented on this page are in the units indicated by the "Units" column except where an alternate unit is presented to the right of the result.

REPORT OF LABORATORY ANALYSIS

This report shall not be reproduced, except in full,
without the written consent of Pace Analytical Services, Inc..

Pace Analytical Services, Inc.
9608 Loiret Blvd.
Lenexa, KS 66219
(913)599-5665

QUALITY CONTROL DATA

Project: FORT SMITH, AR
Pace Project No.: 60199015

QC Batch: MSV/70778
QC Batch Method: EPA 5030B/8260
Analysis Method: EPA 5030B/8260
Analysis Description: 8260 MSV Water 7 day
Associated Lab Samples: 60199015003, 60199015005

METHOD BLANK: 1605671
Matrix: Water
Associated Lab Samples: 60199015003, 60199015005

Parameter	Units	Blank Result	Reporting Limit	Analyzed	Qualifiers
1,1,1-Trichloroethane	ug/L	ND	1.0	07/23/15 14:46	
1,1,2,2-Tetrachloroethane	ug/L	ND	1.0	07/23/15 14:46	
1,1,2-Trichloroethane	ug/L	ND	1.0	07/23/15 14:46	
1,1-Dichloroethane	ug/L	ND	1.0	07/23/15 14:46	
1,1-Dichloroethene	ug/L	ND	1.0	07/23/15 14:46	
1,2-Dichloroethane	ug/L	ND	1.0	07/23/15 14:46	
1,2-Dichloropropane	ug/L	ND	1.0	07/23/15 14:46	
2-Butanone (MEK)	ug/L	ND	10.0	07/23/15 14:46	
2-Hexanone	ug/L	ND	10.0	07/23/15 14:46	
4-Methyl-2-pentanone (MIBK)	ug/L	ND	10.0	07/23/15 14:46	
Acetone	ug/L	ND	10.0	07/23/15 14:46	
Benzene	ug/L	ND	1.0	07/23/15 14:46	
Bromodichloromethane	ug/L	ND	1.0	07/23/15 14:46	
Bromoform	ug/L	ND	1.0	07/23/15 14:46	
Bromomethane	ug/L	ND	5.0	07/23/15 14:46	
Carbon disulfide	ug/L	ND	5.0	07/23/15 14:46	
Carbon tetrachloride	ug/L	ND	1.0	07/23/15 14:46	
Chlorobenzene	ug/L	ND	1.0	07/23/15 14:46	
Chloroethane	ug/L	ND	1.0	07/23/15 14:46	
Chloroform	ug/L	ND	1.0	07/23/15 14:46	
Chloromethane	ug/L	ND	1.0	07/23/15 14:46	
cis-1,2-Dichloroethene	ug/L	ND	1.0	07/23/15 14:46	
cis-1,3-Dichloropropene	ug/L	ND	1.0	07/23/15 14:46	
Dibromochloromethane	ug/L	ND	1.0	07/23/15 14:46	
Ethylbenzene	ug/L	ND	1.0	07/23/15 14:46	
Methylene chloride	ug/L	ND	1.0	07/23/15 14:46	
Styrene	ug/L	ND	1.0	07/23/15 14:46	
Tetrachloroethene	ug/L	ND	1.0	07/23/15 14:46	
Toluene	ug/L	ND	1.0	07/23/15 14:46	
trans-1,2-Dichloroethene	ug/L	ND	1.0	07/23/15 14:46	
trans-1,3-Dichloropropene	ug/L	ND	1.0	07/23/15 14:46	
Trichloroethene	ug/L	ND	1.0	07/23/15 14:46	
Vinyl chloride	ug/L	ND	1.0	07/23/15 14:46	
Xylene (Total)	ug/L	ND	3.0	07/23/15 14:46	
1,2-Dichloroethane-d4 (S)	%	96	80-120	07/23/15 14:46	
4-Bromofluorobenzene (S)	%	98	80-120	07/23/15 14:46	
Toluene-d8 (S)	%	97	80-120	07/23/15 14:46	

Results presented on this page are in the units indicated by the "Units" column except where an alternate unit is presented to the right of the result.

REPORT OF LABORATORY ANALYSIS

This report shall not be reproduced, except in full,
without the written consent of Pace Analytical Services, Inc..

Pace Analytical Services, Inc.
9608 Loiret Blvd.
Lenexa, KS 66219
(913)599-5665

QUALITY CONTROL DATA

Project: FORT SMITH, AR
Pace Project No.: 60199015

LABORATORY CONTROL SAMPLE: 1605672

Parameter	Units	Spike Conc.	LCS Result	LCS % Rec	% Rec Limits	Qualifiers
1,1,1-Trichloroethane	ug/L	20	20.4	102	80-120	
1,1,2,2-Tetrachloroethane	ug/L	20	19.4	97	73-121	
1,1,2-Trichloroethane	ug/L	20	19.8	99	80-120	
1,1-Dichloroethane	ug/L	20	21.0	105	80-120	
1,1-Dichloroethene	ug/L	20	18.9	95	80-120	
1,2-Dichloroethane	ug/L	20	20.4	102	81-120	
1,2-Dichloropropane	ug/L	20	20.2	101	80-120	
2-Butanone (MEK)	ug/L	100	103	103	67-122	
2-Hexanone	ug/L	100	101	101	75-121	
4-Methyl-2-pentanone (MIBK)	ug/L	100	108	108	76-120	
Acetone	ug/L	100	101	101	72-120	
Benzene	ug/L	20	21.5	107	80-120	
Bromodichloromethane	ug/L	20	20.4	102	80-120	
Bromoform	ug/L	20	18.8	94	73-138	
Bromomethane	ug/L	20	22.1	110	38-137	
Carbon disulfide	ug/L	20	19.0	95	71-129	
Carbon tetrachloride	ug/L	20	19.3	97	67-146	
Chlorobenzene	ug/L	20	19.9	99	80-120	
Chloroethane	ug/L	20	19.3	97	76-120	
Chloroform	ug/L	20	18.7	93	80-120	
Chloromethane	ug/L	20	16.5	82	34-165	
cis-1,2-Dichloroethene	ug/L	20	19.7	98	80-120	
cis-1,3-Dichloropropene	ug/L	20	20.3	101	80-120	
Dibromochloromethane	ug/L	20	19.6	98	80-126	
Ethylbenzene	ug/L	20	19.7	99	80-120	
Methylene chloride	ug/L	20	20.3	101	80-120	
Styrene	ug/L	20	20.0	100	80-123	
Tetrachloroethene	ug/L	20	19.0	95	80-123	
Toluene	ug/L	20	20.1	100	80-120	
trans-1,2-Dichloroethene	ug/L	20	19.3	97	80-120	
trans-1,3-Dichloropropene	ug/L	20	19.8	99	80-129	
Trichloroethene	ug/L	20	20.3	101	80-120	
Vinyl chloride	ug/L	20	18.5	93	62-125	
Xylene (Total)	ug/L	60	61.8	103	80-120	
1,2-Dichloroethane-d4 (S)	%			96	80-120	
4-Bromofluorobenzene (S)	%			99	80-120	
Toluene-d8 (S)	%			97	80-120	

Results presented on this page are in the units indicated by the "Units" column except where an alternate unit is presented to the right of the result.

REPORT OF LABORATORY ANALYSIS

This report shall not be reproduced, except in full,
without the written consent of Pace Analytical Services, Inc..

Pace Analytical Services, Inc.
9608 Loiret Blvd.
Lenexa, KS 66219
(913)599-5665

QUALITY CONTROL DATA

Project: FORT SMITH, AR
Pace Project No.: 60199015

QC Batch: MSV/70815
QC Batch Method: EPA 5030B/8260
Analysis Method: EPA 5030B/8260
Analysis Description: 8260 MSV Water 7 day
Associated Lab Samples: 60199015003

METHOD BLANK: 1606709
Matrix: Water
Associated Lab Samples: 60199015003

Parameter	Units	Blank Result	Reporting Limit	Analyzed	Qualifiers
Trichloroethene	ug/L	ND	1.0	07/24/15 20:53	
1,2-Dichloroethane-d4 (S)	%	99	80-120	07/24/15 20:53	
4-Bromofluorobenzene (S)	%	98	80-120	07/24/15 20:53	
Toluene-d8 (S)	%	99	80-120	07/24/15 20:53	

LABORATORY CONTROL SAMPLE: 1606710

Parameter	Units	Spike Conc.	LCS Result	LCS % Rec	% Rec Limits	Qualifiers
Trichloroethene	ug/L	20	21.2	106	80-120	
1,2-Dichloroethane-d4 (S)	%			99	80-120	
4-Bromofluorobenzene (S)	%			98	80-120	
Toluene-d8 (S)	%			98	80-120	

Results presented on this page are in the units indicated by the "Units" column except where an alternate unit is presented to the right of the result.

REPORT OF LABORATORY ANALYSIS

This report shall not be reproduced, except in full,
without the written consent of Pace Analytical Services, Inc..

Pace Analytical Services, Inc.
9608 Loiret Blvd.
Lenexa, KS 66219
(913)599-5665

QUALIFIERS

Project: FORT SMITH, AR
Pace Project No.: 60199015

DEFINITIONS

DF - Dilution Factor, if reported, represents the factor applied to the reported data due to dilution of the sample aliquot.

ND - Not Detected at or above adjusted reporting limit.

J - Estimated concentration above the adjusted method detection limit and below the adjusted reporting limit.

MDL - Adjusted Method Detection Limit.

PQL - Practical Quantitation Limit.

RL - Reporting Limit.

S - Surrogate

1,2-Diphenylhydrazine decomposes to and cannot be separated from Azobenzene using Method 8270. The result for each analyte is a combined concentration.

Consistent with EPA guidelines, unrounded data are displayed and have been used to calculate % recovery and RPD values.

LCS(D) - Laboratory Control Sample (Duplicate)

MS(D) - Matrix Spike (Duplicate)

DUP - Sample Duplicate

RPD - Relative Percent Difference

NC - Not Calculable.

SG - Silica Gel - Clean-Up

U - Indicates the compound was analyzed for, but not detected.

N-Nitrosodiphenylamine decomposes and cannot be separated from Diphenylamine using Method 8270. The result reported for each analyte is a combined concentration.

Pace Analytical is TNI accredited. Contact your Pace PM for the current list of accredited analytes.

TNI - The NELAC Institute.

BATCH QUALIFIERS

Batch: MSV/70778

[M5] A matrix spike/matrix spike duplicate was not performed for this batch due to insufficient sample volume.

Batch: MSV/70779

[M5] A matrix spike/matrix spike duplicate was not performed for this batch due to insufficient sample volume.

Batch: MSV/70815

[M5] A matrix spike/matrix spike duplicate was not performed for this batch due to insufficient sample volume.

This report shall not be reproduced, except in full,
without the written consent of Pace Analytical Services, Inc..

Pace Analytical Services, Inc.
9608 Loiret Blvd.
Lenexa, KS 66219
(913)599-5665

QUALITY CONTROL DATA CROSS REFERENCE TABLE

Project: FORT SMITH, AR
Pace Project No.: 60199015

Lab ID	Sample ID	QC Batch Method	QC Batch	Analytical Method	Analytical Batch
60199015001	**MW-90-201507**	EPA 5030B/8260	MSV/70779		
60199015002	**MW-180-201507**	EPA 5030B/8260	MSV/70779		
60199015004	**MW-82-201507**	EPA 5030B/8260	MSV/70779		
60199015006	**MW-179-201507**	EPA 5030B/8260	MSV/70779		
60199015007	**MW-178-201507**	EPA 5030B/8260	MSV/70779		
60199015003	**MW-81-201507**	EPA 5030B/8260	MSV/70778		
60199015003	**MW-81-201507**	EPA 5030B/8260	MSV/70815		
60199015005	**MW-83-201507**	EPA 5030B/8260	MSV/70778		

This report shall not be reproduced, except in full,
without the written consent of Pace Analytical Services, Inc..

Pace Analytical®
www.pacelabs.com

Sample Condition Upon Receipt

WO# : 60199015

60199015

Client Name: Environ

Optional
Proj Due Date:
Proj Name:

Courier: FedEx ☐ UPS ☐ VIA ☑ Clay ☐ PEX ☐ ECI ☐ Pace ☐ Other ☐ Client ☐

Tracking #: _____ Pace Shipping Label Used? Yes ☐ No ☑

Custody Seal on Cooler/Box Present: Yes ☑ No ☐ Seals intact: Yes ☑ No ☐

Packing Material: Bubble Wrap ☐ Bubble Bags ☐ Foam ☐ None ☐ Other ☐

Thermometer Used: CF +1.4 / CF -0.5 — T-239 / T-262 (CF -0.5 circled) **Type of Ice:** (Wet) Blue None (circle one) ☐ Samples received on ice, cooling process has begun.

Cooler Temperature: 2.1

Temperature should be above freezing to 6°C

Date and initials of person examining contents: ~~DV~~ PV 7/23/15

Chain of Custody present:	☑Yes ☐No ☐N/A	1.
Chain of Custody filled out:	☑Yes ☐No ☐N/A	2.
Chain of Custody relinquished:	☑Yes ☐No ☐N/A	3.
Sampler name & signature on COC:	☑Yes ☐No ☐N/A	4.
Samples arrived within holding time:	☑Yes ☐No ☐N/A	5.
Short Hold Time analyses (<72hr):	☐Yes ☑No ☐N/A	6.
Rush Turn Around Time requested:	☐Yes ☑No ☐N/A	7.
Sufficient volume:	☑Yes ☐No ☐N/A	8.
Correct containers used:	☑Yes ☐No ☐N/A	
Pace containers used:	☑Yes ☐No ☐N/A	9.
Containers intact:	☑Yes ☐No ☐N/A	10.
Unpreserved 5035A soils frozen w/in 48hrs?	☐Yes ☐No ☑N/A	11.
Filtered volume received for dissolved tests?	☐Yes ☐No ☑N/A	12.
Sample labels match COC:	☑Yes ☐No ☐N/A	
Includes date/time/ID/analyses Matrix: WT		13.
All containers needing preservation have been checked.	☐Yes ☐No ☑N/A	
All containers needing preservation are found to be in compliance with EPA recommendation.	☐Yes ☐No ☑N/A	14.
Exceptions: VOA, Coliform, O&G, WI-DRO (water)	☑Yes ☐No	Initial when completed / Lot # of added preservative
Trip Blank present:	☐Yes ☑No ☐N/A	
Pace Trip Blank lot # (if purchased): _____		15.
Headspace in VOA vials (>6mm):	☐Yes ☑No ☐N/A	16.
Project sampled in USDA Regulated Area:	☐Yes ☐No ☑N/A	17. List State:
Additional labels attached to 5035A vials in the field?	☐Yes ☐No ☑N/A	18.

Client Notification/ Resolution: Copy COC to Client? Y / N Field Data Required? Y / N

Person Contacted: Lindy Date/Time: 7/23 AM

Comments/ Resolution: analyze nw-82 per work OK

Project Manager Review: G Date: 7/23

Pace Analytical
www.pacelabs.com

CHAIN-OF-CUSTODY / Analytical Request Document

The Chain-of-Custody is a LEGAL DOCUMENT. All relevant fields must be completed accurately.

Page: of

Section A — **Required** Client Information:

Company:	Environ
Address:	7500 College Blvd., Ste. 925
	Overland Park, KS 66210
Email To:	wstonestreet@environcorp.com
Phone: 913-553-5926	Fax:
Requested Due Date/TAT:	

Section B — **Required** Project Information:

Report To:	Wendy Stonestreet
Copy To:	Tammy Gleason
Purchase Order No.:	NA
Project Name:	Fort Smith, AR
Project Number:	

Section C — Invoice Information:

Attention:	Tammy Gleason
Company Name:	Environ
Address:	250 Monroe Ave. NW Grand Rapids
Pace Quote Reference:	Michigan, 49503
Pace Project Manager:	Colleen Clyne
Pace Profile #:	7444, line 1

REGULATORY AGENCY

☐ NPDES ☐ GROUND WATER ☐ DRINKING WATER
☐ UST ☐ RCRA ☑ OTHER ADEQ

Site Location STATE: AR

Section D — **Required** Client Information

SAMPLE ID (A-Z, 0-9 / ,-) Sample IDs MUST BE UNIQUE

Valid Matrix Codes

MATRIX	CODE
DRINKING WATER	DW
WATER	WT
WASTE WATER	WW
PRODUCT	P
SOIL/SOLID	SL
OIL	OL
WIPE	WP
AIR	AR
OTHER	OT
TISSUE	TS

Requested Analysis Filtered (Y/N)

ITEM #	SAMPLE ID	MATRIX CODE (see valid codes to left)	SAMPLE TYPE (G=GRAB C=COMP)	COLLECTED COMPOSITE START DATE	COLLECTED COMPOSITE START TIME	COLLECTED COMPOSITE END/GRAB DATE	COLLECTED COMPOSITE END/GRAB TIME	SAMPLE TEMP AT COLLECTION	# OF CONTAINERS	Preservatives: Unpreserved	H_2SO_4	HNO_3	HCl	NaOH	$Na_2S_2O_3$	Methanol	Other Ascorbic	Y/N	Analysis Test: 8260 VOCs	Alkalinity	TOC	Chloride, Sulfate	8015 Chloroethanol (Pace Dallas)	8010-Iron/Mn	Ferric iron calc. (send field Ferrous)	Ammonia	Nitrate+Nitrite	Total Phosphate (Pace Dallas)	Sulfide	CO2 Calc (Alkalinity +pH)	Residual Chlorine (Y/N)	Pace Project No./ Lab I.D.
1	MW-90-201507 3DAYHT	WT	G			7/22/15	1730		3				X					X											601 99015
2	MW-180-201507	WT	G			7/22/15	1710		3				X					X												02
3	MW-81-201507 30THR	WT	G			7/22/15	0855		3								X												7 day hold	03
4	MW-82-201507	WT	G			7/22/15	0910											X												04
5	MW-83-201507	WT	G			7/22/15	1400		3								X												7 day hold	05
6	MW-179-201507	WT	G			7/22/15	1610		3				X					X												06
7	MW-178-201507	WT	G			7/22/15	1520		3				X					X												07
8																														
9																														
10																														
11																														
12																														

ADDITIONAL COMMENTS	RELINQUISHED BY / AFFILIATION	DATE	TIME	ACCEPTED BY / AFFILIATION	DATE	TIME	SAMPLE CONDITIONS			
Level IV data package required	Victoria Sieglen / Ramboll Environ	7/22/15	1800		7/23/15	0245	2.1	Y	Y	Y

SAMPLER NAME AND SIGNATURE

PRINT Name of SAMPLER: Victoria Sieglen

SIGNATURE of SAMPLER: Victoria Sieglen DATE Signed (MM/DD/YY): 7/22/15

Temp in °C	Received on Ice (Y/N)	Custody Sealed Cooler (Y/N)	Samples Intact (Y/N)

*Important Note: By signing this form you are accepting Pace's NET 30 day payment terms and agreeing to late charges of 1.5% per month for any invoices not paid within 30 days.

Pace Analytical Services, Inc.
9608 Loiret Blvd.
Lenexa, KS 66219
(913)599-5665

August 03, 2015

Wendy Stonestreet
Environ International Corporation
7500 College Blvd Ste 925
Overland Park, KS 66210

RE: Project: FORT SMITH, AR
Pace Project No.: 60199194

Dear Wendy Stonestreet:
Enclosed are the analytical results for sample(s) received by the laboratory on July 24, 2015. The results relate only to the samples included in this report. Results reported herein conform to the most current TNI standards and the laboratory's Quality Assurance Manual, where applicable, unless otherwise noted in the body of the report.

If you have any questions concerning this report, please feel free to contact me.

Sincerely,

Colleen Clyne
colleen.clyne@pacelabs.com
Project Manager

Enclosures

cc: Tamara Gleason, ENVIRON International Corporation

This report shall not be reproduced, except in full,
without the written consent of Pace Analytical Services, Inc..

Pace Analytical Services, Inc.
9608 Loiret Blvd.
Lenexa, KS 66219
(913)599-5665

CERTIFICATIONS

Project: FORT SMITH, AR
Pace Project No.: 60199194

Kansas Certification IDs
9608 Loiret Boulevard, Lenexa, KS 66219
WY STR Certification #: 2456.01
Arkansas Certification #: 13-012-0
Illinois Certification #: 003097
Iowa Certification #: 118
Kansas/NELAP Certification #: E-10116
Louisiana Certification #: 03055
Nevada Certification #: KS000212008A
Oklahoma Certification #: 9205/9935
Texas Certification #: T104704407
Utah Certification #: KS00021

REPORT OF LABORATORY ANALYSIS

This report shall not be reproduced, except in full,
without the written consent of Pace Analytical Services, Inc..

Pace Analytical Services, Inc.
9608 Loiret Blvd.
Lenexa, KS 66219
(913)599-5665

SAMPLE SUMMARY

Project: FORT SMITH, AR
Pace Project No.: 60199194

Lab ID	Sample ID	Matrix	Date Collected	Date Received
60198937030	**MW-181-201507**	Water	07/21/15 15:29	07/24/15 09:30

REPORT OF LABORATORY ANALYSIS

This report shall not be reproduced, except in full,
without the written consent of Pace Analytical Services, Inc..

Pace Analytical Services, Inc.
9608 Loiret Blvd.
Lenexa, KS 66219
(913)599-5665

SAMPLE ANALYTE COUNT

Project: FORT SMITH, AR
Pace Project No.: 60199194

Lab ID	Sample ID	Method	Analysts	Analytes Reported
60198937030	**MW-181-201507**	EPA 5030B/8260	PGH	38

This report shall not be reproduced, except in full,
without the written consent of Pace Analytical Services, Inc..

Pace Analytical Services, Inc.
9608 Loiret Blvd.
Lenexa, KS 66219
(913)599-5665

PROJECT NARRATIVE

Project: FORT SMITH, AR
Pace Project No.: 60199194

Method: **EPA 5030B/8260**
Description: 8260 MSV
Client: Environ_AR
Date: August 03, 2015

General Information:
1 sample was analyzed for EPA 5030B/8260. All samples were received in acceptable condition with any exceptions noted below or on the chain-of custody and/or the sample condition upon receipt form (SCUR) attached at the end of this report.

Hold Time:
The samples were analyzed within the method required hold times with any exceptions noted below.

Initial Calibrations (including MS Tune as applicable):
All criteria were within method requirements with any exceptions noted below.

Continuing Calibration:
All criteria were within method requirements with any exceptions noted below.

Internal Standards:
All internal standards were within QC limits with any exceptions noted below.

Surrogates:
All surrogates were within QC limits with any exceptions noted below.

Method Blank:
All analytes were below the report limit in the method blank, where applicable, with any exceptions noted below.

Laboratory Control Spike:
All laboratory control spike compounds were within QC limits with any exceptions noted below.

Matrix Spikes:
All percent recoveries and relative percent differences (RPDs) were within acceptance criteria with any exceptions noted below.

QC Batch: MSV/70804

A matrix spike/matrix spike duplicate was not performed due to insufficient sample volume.

Additional Comments:

This data package has been reviewed for quality and completeness and is approved for release.

This report shall not be reproduced, except in full,
without the written consent of Pace Analytical Services, Inc..

Pace Analytical Services, Inc.
9608 Loiret Blvd.
Lenexa, KS 66219
(913)599-5665

ANALYTICAL RESULTS

Project: FORT SMITH, AR
Pace Project No.: 60199194

Sample: MW-181-201507 **Lab ID: 60198937030** Collected: 07/21/15 15:29 Received: 07/24/15 09:30 Matrix: Water

Parameters	Results	Units	Report Limit	MDL	DF	Prepared	Analyzed	CAS No.	Qual
8260 MSV	Analytical Method: EPA 5030B/8260								
Acetone	**12.5**	ug/L	10.0	1.9	1		07/24/15 16:39	67-64-1	
Benzene	ND	ug/L	1.0	0.060	1		07/24/15 16:39	71-43-2	
Bromodichloromethane	ND	ug/L	1.0	0.19	1		07/24/15 16:39	75-27-4	
Bromoform	ND	ug/L	1.0	0.070	1		07/24/15 16:39	75-25-2	
Bromomethane	ND	ug/L	5.0	0.16	1		07/24/15 16:39	74-83-9	
2-Butanone (MEK)	**3.8J**	ug/L	10.0	0.59	1		07/24/15 16:39	78-93-3	
Carbon disulfide	**0.98J**	ug/L	5.0	0.12	1		07/24/15 16:39	75-15-0	
Carbon tetrachloride	ND	ug/L	1.0	0.18	1		07/24/15 16:39	56-23-5	
Chlorobenzene	ND	ug/L	1.0	0.21	1		07/24/15 16:39	108-90-7	
Chloroethane	ND	ug/L	1.0	0.15	1		07/24/15 16:39	75-00-3	
Chloroform	ND	ug/L	1.0	0.14	1		07/24/15 16:39	67-66-3	
Chloromethane	ND	ug/L	1.0	0.080	1		07/24/15 16:39	74-87-3	
Dibromochloromethane	ND	ug/L	1.0	0.21	1		07/24/15 16:39	124-48-1	
1,1-Dichloroethane	ND	ug/L	1.0	0.050	1		07/24/15 16:39	75-34-3	
1,2-Dichloroethane	ND	ug/L	1.0	0.12	1		07/24/15 16:39	107-06-2	
1,1-Dichloroethene	ND	ug/L	1.0	0.20	1		07/24/15 16:39	75-35-4	
cis-1,2-Dichloroethene	ND	ug/L	1.0	0.080	1		07/24/15 16:39	156-59-2	
trans-1,2-Dichloroethene	ND	ug/L	1.0	0.20	1		07/24/15 16:39	156-60-5	
1,2-Dichloropropane	**0.25J**	ug/L	1.0	0.16	1		07/24/15 16:39	78-87-5	
cis-1,3-Dichloropropene	ND	ug/L	1.0	0.14	1		07/24/15 16:39	10061-01-5	
trans-1,3-Dichloropropene	ND	ug/L	1.0	0.12	1		07/24/15 16:39	10061-02-6	
Ethylbenzene	ND	ug/L	1.0	0.18	1		07/24/15 16:39	100-41-4	
2-Hexanone	ND	ug/L	10.0	1.2	1		07/24/15 16:39	591-78-6	
Methylene chloride	ND	ug/L	1.0	0.15	1		07/24/15 16:39	75-09-2	
4-Methyl-2-pentanone (MIBK)	ND	ug/L	10.0	0.42	1		07/24/15 16:39	108-10-1	
Styrene	ND	ug/L	1.0	0.12	1		07/24/15 16:39	100-42-5	
1,1,2,2-Tetrachloroethane	ND	ug/L	1.0	0.15	1		07/24/15 16:39	79-34-5	
Tetrachloroethene	ND	ug/L	1.0	0.10	1		07/24/15 16:39	127-18-4	
Toluene	ND	ug/L	1.0	0.17	1		07/24/15 16:39	108-88-3	
1,1,1-Trichloroethane	ND	ug/L	1.0	0.11	1		07/24/15 16:39	71-55-6	
1,1,2-Trichloroethane	ND	ug/L	1.0	0.20	1		07/24/15 16:39	79-00-5	
Trichloroethene	ND	ug/L	1.0	0.17	1		07/24/15 16:39	79-01-6	
Vinyl chloride	ND	ug/L	1.0	0.13	1		07/24/15 16:39	75-01-4	
Xylene (Total)	ND	ug/L	3.0	0.42	1		07/24/15 16:39	1330-20-7	
Surrogates									
4-Bromofluorobenzene (S)	102	%	80-120		1		07/24/15 16:39	460-00-4	
1,2-Dichloroethane-d4 (S)	98	%	80-120		1		07/24/15 16:39	17060-07-0	
Toluene-d8 (S)	98	%	80-120		1		07/24/15 16:39	2037-26-5	
Preservation pH	**1.0**		0.10	0.10	1		07/24/15 16:39		

REPORT OF LABORATORY ANALYSIS

This report shall not be reproduced, except in full,
without the written consent of Pace Analytical Services, Inc..

Pace Analytical Services, Inc.
9608 Loiret Blvd.
Lenexa, KS 66219
(913)599-5665

QUALITY CONTROL DATA

Project: FORT SMITH, AR
Pace Project No.: 60199194

QC Batch: MSV/70804
QC Batch Method: EPA 5030B/8260
Analysis Method: EPA 5030B/8260
Analysis Description: 8260 MSV Water 10 mL Purge
Associated Lab Samples: 60198937030

METHOD BLANK: 1606610
Matrix: Water
Associated Lab Samples: 60198937030

Parameter	Units	Blank Result	Reporting Limit	Analyzed	Qualifiers
1,1,1-Trichloroethane	ug/L	ND	1.0	07/24/15 15:25	
1,1,2,2-Tetrachloroethane	ug/L	ND	1.0	07/24/15 15:25	
1,1,2-Trichloroethane	ug/L	ND	1.0	07/24/15 15:25	
1,1-Dichloroethane	ug/L	ND	1.0	07/24/15 15:25	
1,1-Dichloroethene	ug/L	ND	1.0	07/24/15 15:25	
1,2-Dichloroethane	ug/L	ND	1.0	07/24/15 15:25	
1,2-Dichloropropane	ug/L	ND	1.0	07/24/15 15:25	
2-Butanone (MEK)	ug/L	ND	10.0	07/24/15 15:25	
2-Hexanone	ug/L	ND	10.0	07/24/15 15:25	
4-Methyl-2-pentanone (MIBK)	ug/L	ND	10.0	07/24/15 15:25	
Acetone	ug/L	ND	10.0	07/24/15 15:25	
Benzene	ug/L	ND	1.0	07/24/15 15:25	
Bromodichloromethane	ug/L	ND	1.0	07/24/15 15:25	
Bromoform	ug/L	ND	1.0	07/24/15 15:25	
Bromomethane	ug/L	ND	5.0	07/24/15 15:25	
Carbon disulfide	ug/L	ND	5.0	07/24/15 15:25	
Carbon tetrachloride	ug/L	ND	1.0	07/24/15 15:25	
Chlorobenzene	ug/L	ND	1.0	07/24/15 15:25	
Chloroethane	ug/L	ND	1.0	07/24/15 15:25	
Chloroform	ug/L	ND	1.0	07/24/15 15:25	
Chloromethane	ug/L	ND	1.0	07/24/15 15:25	
cis-1,2-Dichloroethene	ug/L	ND	1.0	07/24/15 15:25	
cis-1,3-Dichloropropene	ug/L	ND	1.0	07/24/15 15:25	
Dibromochloromethane	ug/L	ND	1.0	07/24/15 15:25	
Ethylbenzene	ug/L	ND	1.0	07/24/15 15:25	
Methylene chloride	ug/L	ND	1.0	07/24/15 15:25	
Styrene	ug/L	ND	1.0	07/24/15 15:25	
Tetrachloroethene	ug/L	ND	1.0	07/24/15 15:25	
Toluene	ug/L	ND	1.0	07/24/15 15:25	
trans-1,2-Dichloroethene	ug/L	ND	1.0	07/24/15 15:25	
trans-1,3-Dichloropropene	ug/L	ND	1.0	07/24/15 15:25	
Trichloroethene	ug/L	ND	1.0	07/24/15 15:25	
Vinyl chloride	ug/L	ND	1.0	07/24/15 15:25	
Xylene (Total)	ug/L	ND	3.0	07/24/15 15:25	
1,2-Dichloroethane-d4 (S)	%	100	80-120	07/24/15 15:25	
4-Bromofluorobenzene (S)	%	101	80-120	07/24/15 15:25	
Toluene-d8 (S)	%	98	80-120	07/24/15 15:25	

Results presented on this page are in the units indicated by the "Units" column except where an alternate unit is presented to the right of the result.

REPORT OF LABORATORY ANALYSIS

This report shall not be reproduced, except in full,
without the written consent of Pace Analytical Services, Inc..

Pace Analytical Services, Inc.
9608 Loiret Blvd.
Lenexa, KS 66219
(913)599-5665

QUALITY CONTROL DATA

Project: FORT SMITH, AR
Pace Project No.: 60199194

LABORATORY CONTROL SAMPLE: 1606611

Parameter	Units	Spike Conc.	LCS Result	LCS % Rec	% Rec Limits	Qualifiers
1,1,1-Trichloroethane	ug/L	20	21.2	106	80-120	
1,1,2,2-Tetrachloroethane	ug/L	20	18.4	92	73-121	
1,1,2-Trichloroethane	ug/L	20	20.1	101	80-120	
1,1-Dichloroethane	ug/L	20	21.2	106	80-120	
1,1-Dichloroethene	ug/L	20	19.9	100	80-120	
1,2-Dichloroethane	ug/L	20	20.6	103	81-120	
1,2-Dichloropropane	ug/L	20	20.6	103	80-120	
2-Butanone (MEK)	ug/L	100	106	106	67-122	
2-Hexanone	ug/L	100	103	103	75-121	
4-Methyl-2-pentanone (MIBK)	ug/L	100	105	105	76-120	
Acetone	ug/L	100	106	106	72-120	
Benzene	ug/L	20	22.0	110	80-120	
Bromodichloromethane	ug/L	20	21.4	107	80-120	
Bromoform	ug/L	20	19.6	98	73-138	
Bromomethane	ug/L	20	15.9	79	38-137	
Carbon disulfide	ug/L	20	19.2	96	71-129	
Carbon tetrachloride	ug/L	20	20.4	102	67-146	
Chlorobenzene	ug/L	20	20.3	102	80-120	
Chloroethane	ug/L	20	21.1	105	76-120	
Chloroform	ug/L	20	19.1	96	80-120	
Chloromethane	ug/L	20	22.0	110	34-165	
cis-1,2-Dichloroethene	ug/L	20	20.9	105	80-120	
cis-1,3-Dichloropropene	ug/L	20	21.1	105	80-120	
Dibromochloromethane	ug/L	20	20.4	102	80-126	
Ethylbenzene	ug/L	20	20.7	104	80-120	
Methylene chloride	ug/L	20	20.3	101	80-120	
Styrene	ug/L	20	20.6	103	80-123	
Tetrachloroethene	ug/L	20	19.9	100	80-123	
Toluene	ug/L	20	20.6	103	80-120	
trans-1,2-Dichloroethene	ug/L	20	19.7	99	80-120	
trans-1,3-Dichloropropene	ug/L	20	20.1	100	80-129	
Trichloroethene	ug/L	20	21.8	109	80-120	
Vinyl chloride	ug/L	20	19.2	96	62-125	
Xylene (Total)	ug/L	60	63.4	106	80-120	
1,2-Dichloroethane-d4 (S)	%			100	80-120	
4-Bromofluorobenzene (S)	%			98	80-120	
Toluene-d8 (S)	%			99	80-120	

Results presented on this page are in the units indicated by the "Units" column except where an alternate unit is presented to the right of the result.

REPORT OF LABORATORY ANALYSIS

This report shall not be reproduced, except in full,
without the written consent of Pace Analytical Services, Inc..

Pace Analytical Services, Inc.
9608 Loiret Blvd.
Lenexa, KS 66219
(913)599-5665

QUALIFIERS

Project: FORT SMITH, AR
Pace Project No.: 60199194

DEFINITIONS

DF - Dilution Factor, if reported, represents the factor applied to the reported data due to dilution of the sample aliquot.

ND - Not Detected at or above adjusted reporting limit.

J - Estimated concentration above the adjusted method detection limit and below the adjusted reporting limit.

MDL - Adjusted Method Detection Limit.

PQL - Practical Quantitation Limit.

RL - Reporting Limit.

S - Surrogate

1,2-Diphenylhydrazine decomposes to and cannot be separated from Azobenzene using Method 8270. The result for each analyte is a combined concentration.

Consistent with EPA guidelines, unrounded data are displayed and have been used to calculate % recovery and RPD values.

LCS(D) - Laboratory Control Sample (Duplicate)

MS(D) - Matrix Spike (Duplicate)

DUP - Sample Duplicate

RPD - Relative Percent Difference

NC - Not Calculable.

SG - Silica Gel - Clean-Up

U - Indicates the compound was analyzed for, but not detected.

N-Nitrosodiphenylamine decomposes and cannot be separated from Diphenylamine using Method 8270. The result reported for each analyte is a combined concentration.

Pace Analytical is TNI accredited. Contact your Pace PM for the current list of accredited analytes.

TNI - The NELAC Institute.

BATCH QUALIFIERS

Batch: MSV/70804

[M5] A matrix spike/matrix spike duplicate was not performed for this batch due to insufficient sample volume.

This report shall not be reproduced, except in full,
without the written consent of Pace Analytical Services, Inc..

Pace Analytical Services, Inc.
9608 Loiret Blvd.
Lenexa, KS 66219
(913)599-5665

QUALITY CONTROL DATA CROSS REFERENCE TABLE

Project: FORT SMITH, AR
Pace Project No.: 60199194

Lab ID	Sample ID	QC Batch Method	QC Batch	Analytical Method	Analytical Batch
60198937030	**MW-181-201507**	EPA 5030B/8260	MSV/70804		

This report shall not be reproduced, except in full,
without the written consent of Pace Analytical Services, Inc..

Pace Analytical
www.pacelabs.com

Sample Condition Upon Receipt

WO# : 60199194

60199194

Client Name: Environ

Optional
Proj Due Date:
Proj Name:

Courier: FedEx ☐ UPS ☐ VIA ☐ Clay ☐ PEX ☐ ECI ☐ Pace ☐ Other ☐ Client ☑

Tracking #: _____ Pace Shipping Label Used? Yes ☐ No ☑

Custody Seal on Cooler/Box Present: Yes ☐ No ☑ Seals intact: Yes ☐ No ☑

Packing Material: Bubble Wrap ☑ Bubble Bags ☐ Foam ☐ None ☐ Other ☐

Thermometer Used: CF +1.4 T-239 / CF -0.5 T-262

Type of Ice: Wet Blue None (circle one) ☐ Samples received on ice, cooling process has begun.

Cooler Temperature: 3.5 1.3

Temperature should be above freezing to 6°C

Date and initials of person examining contents:

Chain of Custody present:	☑Yes ☐No ☐N/A	1.
Chain of Custody filled out:	☑Yes ☐No ☐N/A	2.
Chain of Custody relinquished:	☑Yes ☐No ☐N/A	3.
Sampler name & signature on COC:	☑Yes ☐No ☐N/A	4.
Samples arrived within holding time:	☐Yes ☐No ☐N/A	5. NO VOLUME RECEIVED
Short Hold Time analyses (<72hr):	☐Yes ☐No ☐N/A	6.
Rush Turn Around Time requested:	☐Yes ☐No ☐N/A	7.
Sufficient volume:	☐Yes ☐No ☐N/A	8.
Correct containers used:	☐Yes ☐No ☐N/A	
Pace containers used:	☐Yes ☐No ☐N/A	9.
Containers intact:	☐Yes ☐No ☐N/A	10.
Unpreserved 5035A soils frozen w/in 48hrs?	☐Yes ☐No ☐N/A	11.
Filtered volume received for dissolved tests?	☐Yes ☐No ☐N/A	12.
Sample labels match COC:	☐Yes ☐No ☐N/A	
Includes date/time/ID/analyses Matrix:		13.
All containers needing preservation have been checked.	☐Yes ☐No ☐N/A	
All containers needing preservation are found to be in compliance with EPA recommendation.	☐Yes ☐No ☐N/A	14.
Exceptions: VOA, Coliform, O&G, WI-DRO (water)	☐Yes ☐No	Initial when completed / Lot # of added preservative
Trip Blank present:	☐Yes ☐No ☐N/A	
Pace Trip Blank lot # (if purchased): _____		15.
Headspace in VOA vials (>6mm):	☐Yes ☐No ☐N/A	16.
Project sampled in USDA Regulated Area:	☐Yes ☐No ☐N/A	17. List State:
Additional labels attached to 5035A vials in the field?	☐Yes ☐No ☐N/A	18.

Client Notification/ Resolution: Copy COC to Client? Y / N Field Data Required? Y / N

Person Contacted: _____ Date/Time: _____

Comments/ Resolution: _____

Project Manager Review: _____ Date: 7/24

Pace Analytical
www.pacelabs.com

CHAIN-OF-CUSTODY / Analytical Request Document

The Chain-of-Custody is a LEGAL DOCUMENT. All relevant fields must be completed accurately.

Page: 1 of 1

Section A — **Required** Client Information:

Company:	Environ
Address:	7500 College Blvd., Ste. 925
	Overland Park, KS 66210
Email To:	wstonestreet@environcorp.com
Phone: 913-553-5926	Fax:
Requested Due Date/TAT:	

Section B — **Required** Project Information:

Report To:	Wendy Stonestreet
Copy To:	Tamara Gleason
	tgleason@environcorp.com
Purchase Order No.:	
Project Name:	Fort Smith, AR
Project Number:	

Section C — Invoice Information:

Attention:	Tamara Gleason
Company Name:	ENVIRON
Address:	250 Monroe Ave NW Grand Rapids Michigan, 49503
Pace Quote Reference:	
Pace Project Manager:	MJ Walls
Pace Profile #:	7444 water, 7709 soil

REGULATORY AGENCY

☐ NPDES ☐ GROUND WATER ☐ DRINKING WATER
☐ UST ☐ RCRA ☒ OTHER ADEQ

Site Location — **STATE:** AR

Section D — **Required** Client Information

Valid Matrix Codes

MATRIX	CODE
DRINKING WATER	DW
WATER	WT
WASTE WATER	WW
PRODUCT	P
SOIL/SOLID	SL
OIL	OL
WIPE	WP
AIR	AR
OTHER	OT
TISSUE	TS

SAMPLE ID
(A-Z, 0-9 / ,-)
Sample IDs MUST BE UNIQUE

Requested Analysis Filtered (Y/N)

ITEM #	SAMPLE ID	MATRIX CODE (see valid codes to left)	SAMPLE TYPE (G=GRAB C=COMP)	COLLECTED: COMPOSITE START DATE	COMPOSITE START TIME	COMPOSITE END/GRAB DATE	COMPOSITE END/GRAB TIME	SAMPLE TEMP AT COLLECTION	# OF CONTAINERS	Preservatives: Unpreserved	H_2SO_4	HNO_3	HCl	NaOH	$Na_2S_2O_3$	Methanol	Other	Analysis Test Y/N	8260 client specific list	Residual Chlorine (Y/N)	Pace Project No./ Lab I.D.
1	MW-181-201507	W	G			7/21/15	15:29		3				X						X		001
2																					
3																					
4																					
5																					
6																					
7																					
8																					
9																					
10																					
11																					
12																					

6019919Y

ADDITIONAL COMMENTS	RELINQUISHED BY / AFFILIATION	DATE	TIME	ACCEPTED BY / AFFILIATION	DATE	TIME	SAMPLE CONDITIONS: Temp in °C	Received on Ice (Y/N)	Custody Sealed Cooler (Y/N)	Samples Intact (Y/N)
	Lucy Cross / ENVIRON	7/23/15	1800							
	[illegible]	7/24/15	930	[illegible]	7/24/15	0930	3.5	Y	N	Y
							1.5	Y	N	Y

SAMPLER NAME AND SIGNATURE

PRINT Name of SAMPLER: Lucy Cross

SIGNATURE of SAMPLER: Lucy Cross

DATE Signed (MM/DD/YY): 7/23/2015

*Important Note: By signing this form you are accepting Pace's NET 30 day payment terms and agreeing to late charges of 1.5% per month for any invoices not paid within 30 days.

Pace Analytical Services, Inc.
9608 Loiret Blvd.
Lenexa, KS 66219
(913)599-5665

August 12, 2015

Wendy Stonestreet
Environ International Corporation
7500 College Blvd Ste 925
Overland Park, KS 66210

RE: Project: FORT SMITH, AR
Pace Project No.: 60199641

Dear Wendy Stonestreet:
Enclosed are the analytical results for sample(s) received by the laboratory on July 31, 2015. The results relate only to the samples included in this report. Results reported herein conform to the most current TNI standards and the laboratory's Quality Assurance Manual, where applicable, unless otherwise noted in the body of the report.

If you have any questions concerning this report, please feel free to contact me.

Sincerely,

Colleen Clyne
colleen.clyne@pacelabs.com
Project Manager

Enclosures

cc: Tamara Gleason, ENVIRON International Corporation

This report shall not be reproduced, except in full,
without the written consent of Pace Analytical Services, Inc..

Pace Analytical Services, Inc.
9608 Loiret Blvd.
Lenexa, KS 66219
(913)599-5665

CERTIFICATIONS

Project: FORT SMITH, AR
Pace Project No.: 60199641

Kansas Certification IDs
9608 Loiret Boulevard, Lenexa, KS 66219
WY STR Certification #: 2456.01
Arkansas Certification #: 13-012-0
Illinois Certification #: 003097
Iowa Certification #: 118
Kansas/NELAP Certification #: E-10116
Louisiana Certification #: 03055
Nevada Certification #: KS000212008A
Oklahoma Certification #: 9205/9935
Texas Certification #: T104704407
Utah Certification #: KS00021

REPORT OF LABORATORY ANALYSIS

This report shall not be reproduced, except in full,
without the written consent of Pace Analytical Services, Inc..

Pace Analytical Services, Inc.
9608 Loiret Blvd.
Lenexa, KS 66219
(913)599-5665

SAMPLE SUMMARY

Project: FORT SMITH, AR
Pace Project No.: 60199641

Lab ID	Sample ID	Matrix	Date Collected	Date Received
60199641001	**VP-09-201507**	Water	07/30/15 11:23	07/31/15 08:41
60199641002	**VP-10-201507**	Water	07/30/15 11:38	07/31/15 08:41

This report shall not be reproduced, except in full,
without the written consent of Pace Analytical Services, Inc..

Pace Analytical Services, Inc.
9608 Loiret Blvd.
Lenexa, KS 66219
(913)599-5665

SAMPLE ANALYTE COUNT

Project: FORT SMITH, AR
Pace Project No.: 60199641

Lab ID	Sample ID	Method	Analysts	Analytes Reported
60199641001	**VP-09-201507**	EPA 5030B/8260	PGH	38
60199641002	**VP-10-201507**	EPA 5030B/8260	PGH	38

This report shall not be reproduced, except in full,
without the written consent of Pace Analytical Services, Inc..

Pace Analytical Services, Inc.
9608 Loiret Blvd.
Lenexa, KS 66219
(913)599-5665

PROJECT NARRATIVE

Project: FORT SMITH, AR
Pace Project No.: 60199641

Method: **EPA 5030B/8260**
Description: 8260 MSV
Client: Environ_AR
Date: August 12, 2015

General Information:
2 samples were analyzed for EPA 5030B/8260. All samples were received in acceptable condition with any exceptions noted below or on the chain-of custody and/or the sample condition upon receipt form (SCUR) attached at the end of this report.

Hold Time:
The samples were analyzed within the method required hold times with any exceptions noted below.

Initial Calibrations (including MS Tune as applicable):
All criteria were within method requirements with any exceptions noted below.

Continuing Calibration:
All criteria were within method requirements with any exceptions noted below.

Internal Standards:
All internal standards were within QC limits with any exceptions noted below.

Surrogates:
All surrogates were within QC limits with any exceptions noted below.

Method Blank:
All analytes were below the report limit in the method blank, where applicable, with any exceptions noted below.

Laboratory Control Spike:
All laboratory control spike compounds were within QC limits with any exceptions noted below.

Matrix Spikes:
All percent recoveries and relative percent differences (RPDs) were within acceptance criteria with any exceptions noted below.

QC Batch: MSV/70990

A matrix spike/matrix spike duplicate was not performed due to insufficient sample volume.

Additional Comments:

This data package has been reviewed for quality and completeness and is approved for release.

This report shall not be reproduced, except in full,
without the written consent of Pace Analytical Services, Inc..

Pace Analytical Services, Inc.
9608 Loiret Blvd.
Lenexa, KS 66219
(913)599-5665

ANALYTICAL RESULTS

Project: FORT SMITH, AR
Pace Project No.: 60199641

Sample: VP-09-201507 **Lab ID: 60199641001** Collected: 07/30/15 11:23 Received: 07/31/15 08:41 Matrix: Water

Parameters	Results	Units	Report Limit	MDL	DF	Prepared	Analyzed	CAS No.	Qual
8260 MSV	Analytical Method: EPA 5030B/8260								
Acetone	**74.2**	ug/L	10.0	1.9	1		08/04/15 12:55	67-64-1	
Benzene	**0.12J**	ug/L	1.0	0.060	1		08/04/15 12:55	71-43-2	
Bromodichloromethane	ND	ug/L	1.0	0.19	1		08/04/15 12:55	75-27-4	
Bromoform	ND	ug/L	1.0	0.070	1		08/04/15 12:55	75-25-2	
Bromomethane	ND	ug/L	5.0	0.16	1		08/04/15 12:55	74-83-9	
2-Butanone (MEK)	**8.0J**	ug/L	10.0	0.59	1		08/04/15 12:55	78-93-3	
Carbon disulfide	**0.29J**	ug/L	5.0	0.12	1		08/04/15 12:55	75-15-0	
Carbon tetrachloride	ND	ug/L	1.0	0.18	1		08/04/15 12:55	56-23-5	
Chlorobenzene	ND	ug/L	1.0	0.21	1		08/04/15 12:55	108-90-7	
Chloroethane	ND	ug/L	1.0	0.15	1		08/04/15 12:55	75-00-3	
Chloroform	**0.63J**	ug/L	1.0	0.14	1		08/04/15 12:55	67-66-3	
Chloromethane	ND	ug/L	1.0	0.080	1		08/04/15 12:55	74-87-3	
Dibromochloromethane	ND	ug/L	1.0	0.21	1		08/04/15 12:55	124-48-1	
1,1-Dichloroethane	ND	ug/L	1.0	0.050	1		08/04/15 12:55	75-34-3	
1,2-Dichloroethane	ND	ug/L	1.0	0.12	1		08/04/15 12:55	107-06-2	
1,1-Dichloroethene	ND	ug/L	1.0	0.20	1		08/04/15 12:55	75-35-4	
cis-1,2-Dichloroethene	ND	ug/L	1.0	0.080	1		08/04/15 12:55	156-59-2	
trans-1,2-Dichloroethene	ND	ug/L	1.0	0.20	1		08/04/15 12:55	156-60-5	
1,2-Dichloropropane	ND	ug/L	1.0	0.16	1		08/04/15 12:55	78-87-5	
cis-1,3-Dichloropropene	ND	ug/L	1.0	0.14	1		08/04/15 12:55	10061-01-5	
trans-1,3-Dichloropropene	ND	ug/L	1.0	0.12	1		08/04/15 12:55	10061-02-6	
Ethylbenzene	**0.51J**	ug/L	1.0	0.18	1		08/04/15 12:55	100-41-4	
2-Hexanone	ND	ug/L	10.0	1.2	1		08/04/15 12:55	591-78-6	
Methylene chloride	ND	ug/L	1.0	0.15	1		08/04/15 12:55	75-09-2	
4-Methyl-2-pentanone (MIBK)	**0.86J**	ug/L	10.0	0.42	1		08/04/15 12:55	108-10-1	
Styrene	ND	ug/L	1.0	0.12	1		08/04/15 12:55	100-42-5	
1,1,2,2-Tetrachloroethane	ND	ug/L	1.0	0.15	1		08/04/15 12:55	79-34-5	
Tetrachloroethene	**0.26J**	ug/L	1.0	0.10	1		08/04/15 12:55	127-18-4	
Toluene	**0.70J**	ug/L	1.0	0.17	1		08/04/15 12:55	108-88-3	
1,1,1-Trichloroethane	ND	ug/L	1.0	0.11	1		08/04/15 12:55	71-55-6	
1,1,2-Trichloroethane	ND	ug/L	1.0	0.20	1		08/04/15 12:55	79-00-5	
Trichloroethene	**2.4**	ug/L	1.0	0.17	1		08/04/15 12:55	79-01-6	
Vinyl chloride	ND	ug/L	1.0	0.13	1		08/04/15 12:55	75-01-4	
Xylene (Total)	ND	ug/L	3.0	0.42	1		08/04/15 12:55	1330-20-7	
Surrogates									
4-Bromofluorobenzene (S)	97	%	80-120		1		08/04/15 12:55	460-00-4	
1,2-Dichloroethane-d4 (S)	107	%	80-120		1		08/04/15 12:55	17060-07-0	
Toluene-d8 (S)	111	%	80-120		1		08/04/15 12:55	2037-26-5	
Preservation pH	**1.0**		0.10	0.10	1		08/04/15 12:55		

REPORT OF LABORATORY ANALYSIS

This report shall not be reproduced, except in full,
without the written consent of Pace Analytical Services, Inc..

Pace Analytical Services, Inc.
9608 Loiret Blvd.
Lenexa, KS 66219
(913)599-5665

ANALYTICAL RESULTS

Project: FORT SMITH, AR
Pace Project No.: 60199641

Sample: VP-10-201507 **Lab ID: 60199641002** Collected: 07/30/15 11:38 Received: 07/31/15 08:41 Matrix: Water

Parameters	Results	Units	Report Limit	MDL	DF	Prepared	Analyzed	CAS No.	Qual
8260 MSV	Analytical Method: EPA 5030B/8260								
Acetone	**16.6**	ug/L	10.0	1.9	1		08/04/15 13:10	67-64-1	
Benzene	**0.44J**	ug/L	1.0	0.060	1		08/04/15 13:10	71-43-2	
Bromodichloromethane	ND	ug/L	1.0	0.19	1		08/04/15 13:10	75-27-4	
Bromoform	ND	ug/L	1.0	0.070	1		08/04/15 13:10	75-25-2	
Bromomethane	ND	ug/L	5.0	0.16	1		08/04/15 13:10	74-83-9	
2-Butanone (MEK)	**3.2J**	ug/L	10.0	0.59	1		08/04/15 13:10	78-93-3	
Carbon disulfide	**0.23J**	ug/L	5.0	0.12	1		08/04/15 13:10	75-15-0	
Carbon tetrachloride	ND	ug/L	1.0	0.18	1		08/04/15 13:10	56-23-5	
Chlorobenzene	ND	ug/L	1.0	0.21	1		08/04/15 13:10	108-90-7	
Chloroethane	ND	ug/L	1.0	0.15	1		08/04/15 13:10	75-00-3	
Chloroform	**10.5**	ug/L	1.0	0.14	1		08/04/15 13:10	67-66-3	
Chloromethane	ND	ug/L	1.0	0.080	1		08/04/15 13:10	74-87-3	
Dibromochloromethane	ND	ug/L	1.0	0.21	1		08/04/15 13:10	124-48-1	
1,1-Dichloroethane	ND	ug/L	1.0	0.050	1		08/04/15 13:10	75-34-3	
1,2-Dichloroethane	ND	ug/L	1.0	0.12	1		08/04/15 13:10	107-06-2	
1,1-Dichloroethene	ND	ug/L	1.0	0.20	1		08/04/15 13:10	75-35-4	
cis-1,2-Dichloroethene	**0.34J**	ug/L	1.0	0.080	1		08/04/15 13:10	156-59-2	
trans-1,2-Dichloroethene	ND	ug/L	1.0	0.20	1		08/04/15 13:10	156-60-5	
1,2-Dichloropropane	ND	ug/L	1.0	0.16	1		08/04/15 13:10	78-87-5	
cis-1,3-Dichloropropene	ND	ug/L	1.0	0.14	1		08/04/15 13:10	10061-01-5	
trans-1,3-Dichloropropene	ND	ug/L	1.0	0.12	1		08/04/15 13:10	10061-02-6	
Ethylbenzene	ND	ug/L	1.0	0.18	1		08/04/15 13:10	100-41-4	
2-Hexanone	ND	ug/L	10.0	1.2	1		08/04/15 13:10	591-78-6	
Methylene chloride	ND	ug/L	1.0	0.15	1		08/04/15 13:10	75-09-2	
4-Methyl-2-pentanone (MIBK)	**0.55J**	ug/L	10.0	0.42	1		08/04/15 13:10	108-10-1	
Styrene	ND	ug/L	1.0	0.12	1		08/04/15 13:10	100-42-5	
1,1,2,2-Tetrachloroethane	ND	ug/L	1.0	0.15	1		08/04/15 13:10	79-34-5	
Tetrachloroethene	**0.16J**	ug/L	1.0	0.10	1		08/04/15 13:10	127-18-4	
Toluene	**1.5**	ug/L	1.0	0.17	1		08/04/15 13:10	108-88-3	
1,1,1-Trichloroethane	ND	ug/L	1.0	0.11	1		08/04/15 13:10	71-55-6	
1,1,2-Trichloroethane	ND	ug/L	1.0	0.20	1		08/04/15 13:10	79-00-5	
Trichloroethene	**6.1**	ug/L	1.0	0.17	1		08/04/15 13:10	79-01-6	
Vinyl chloride	ND	ug/L	1.0	0.13	1		08/04/15 13:10	75-01-4	
Xylene (Total)	ND	ug/L	3.0	0.42	1		08/04/15 13:10	1330-20-7	
Surrogates									
4-Bromofluorobenzene (S)	98	%	80-120		1		08/04/15 13:10	460-00-4	
1,2-Dichloroethane-d4 (S)	105	%	80-120		1		08/04/15 13:10	17060-07-0	
Toluene-d8 (S)	106	%	80-120		1		08/04/15 13:10	2037-26-5	
Preservation pH	**1.0**		0.10	0.10	1		08/04/15 13:10		

REPORT OF LABORATORY ANALYSIS

This report shall not be reproduced, except in full,
without the written consent of Pace Analytical Services, Inc..

Pace Analytical Services, Inc.
9608 Loiret Blvd.
Lenexa, KS 66219
(913)599-5665

QUALITY CONTROL DATA

Project: FORT SMITH, AR
Pace Project No.: 60199641

QC Batch: MSV/70990 Analysis Method: EPA 5030B/8260
QC Batch Method: EPA 5030B/8260 Analysis Description: 8260 MSV Water 10 mL Purge
Associated Lab Samples: 60199641001, 60199641002

METHOD BLANK: 1611293 Matrix: Water
Associated Lab Samples: 60199641001, 60199641002

Parameter	Units	Blank Result	Reporting Limit	Analyzed	Qualifiers
1,1,1-Trichloroethane	ug/L	ND	1.0	08/04/15 09:41	
1,1,2,2-Tetrachloroethane	ug/L	ND	1.0	08/04/15 09:41	
1,1,2-Trichloroethane	ug/L	ND	1.0	08/04/15 09:41	
1,1-Dichloroethane	ug/L	ND	1.0	08/04/15 09:41	
1,1-Dichloroethene	ug/L	ND	1.0	08/04/15 09:41	
1,2-Dichloroethane	ug/L	ND	1.0	08/04/15 09:41	
1,2-Dichloropropane	ug/L	ND	1.0	08/04/15 09:41	
2-Butanone (MEK)	ug/L	ND	10.0	08/04/15 09:41	
2-Hexanone	ug/L	ND	10.0	08/04/15 09:41	
4-Methyl-2-pentanone (MIBK)	ug/L	ND	10.0	08/04/15 09:41	
Acetone	ug/L	ND	10.0	08/04/15 09:41	
Benzene	ug/L	ND	1.0	08/04/15 09:41	
Bromodichloromethane	ug/L	ND	1.0	08/04/15 09:41	
Bromoform	ug/L	ND	1.0	08/04/15 09:41	
Bromomethane	ug/L	ND	5.0	08/04/15 09:41	
Carbon disulfide	ug/L	ND	5.0	08/04/15 09:41	
Carbon tetrachloride	ug/L	ND	1.0	08/04/15 09:41	
Chlorobenzene	ug/L	ND	1.0	08/04/15 09:41	
Chloroethane	ug/L	ND	1.0	08/04/15 09:41	
Chloroform	ug/L	ND	1.0	08/04/15 09:41	
Chloromethane	ug/L	ND	1.0	08/04/15 09:41	
cis-1,2-Dichloroethene	ug/L	ND	1.0	08/04/15 09:41	
cis-1,3-Dichloropropene	ug/L	ND	1.0	08/04/15 09:41	
Dibromochloromethane	ug/L	ND	1.0	08/04/15 09:41	
Ethylbenzene	ug/L	ND	1.0	08/04/15 09:41	
Methylene chloride	ug/L	ND	1.0	08/04/15 09:41	
Styrene	ug/L	ND	1.0	08/04/15 09:41	
Tetrachloroethene	ug/L	ND	1.0	08/04/15 09:41	
Toluene	ug/L	ND	1.0	08/04/15 09:41	
trans-1,2-Dichloroethene	ug/L	ND	1.0	08/04/15 09:41	
trans-1,3-Dichloropropene	ug/L	ND	1.0	08/04/15 09:41	
Trichloroethene	ug/L	ND	1.0	08/04/15 09:41	
Vinyl chloride	ug/L	ND	1.0	08/04/15 09:41	
Xylene (Total)	ug/L	ND	3.0	08/04/15 09:41	
1,2-Dichloroethane-d4 (S)	%	104	80-120	08/04/15 09:41	
4-Bromofluorobenzene (S)	%	99	80-120	08/04/15 09:41	
Toluene-d8 (S)	%	110	80-120	08/04/15 09:41	

Results presented on this page are in the units indicated by the "Units" column except where an alternate unit is presented to the right of the result.

REPORT OF LABORATORY ANALYSIS

This report shall not be reproduced, except in full,
without the written consent of Pace Analytical Services, Inc..

Pace Analytical Services, Inc.
9608 Loiret Blvd.
Lenexa, KS 66219
(913)599-5665

QUALITY CONTROL DATA

Project: FORT SMITH, AR
Pace Project No.: 60199641

LABORATORY CONTROL SAMPLE: 1611294

Parameter	Units	Spike Conc.	LCS Result	LCS % Rec	% Rec Limits	Qualifiers
1,1,1-Trichloroethane	ug/L	20	18.1	90	80-120	
1,1,2,2-Tetrachloroethane	ug/L	20	20.2	101	73-121	
1,1,2-Trichloroethane	ug/L	20	19.1	95	80-120	
1,1-Dichloroethane	ug/L	20	18.2	91	80-120	
1,1-Dichloroethene	ug/L	20	18.2	91	80-120	
1,2-Dichloroethane	ug/L	20	18.3	92	81-120	
1,2-Dichloropropane	ug/L	20	17.3	86	80-120	
2-Butanone (MEK)	ug/L	100	88.9	89	67-122	
2-Hexanone	ug/L	100	105	105	75-121	
4-Methyl-2-pentanone (MIBK)	ug/L	100	94.5	94	76-120	
Acetone	ug/L	100	86.6	87	72-120	
Benzene	ug/L	20	18.0	90	80-120	
Bromodichloromethane	ug/L	20	18.9	94	80-120	
Bromoform	ug/L	20	21.6	108	73-138	
Bromomethane	ug/L	20	19.9	100	38-137	
Carbon disulfide	ug/L	20	16.9	84	71-129	
Carbon tetrachloride	ug/L	20	18.2	91	67-146	
Chlorobenzene	ug/L	20	20.3	101	80-120	
Chloroethane	ug/L	20	16.0	80	76-120	
Chloroform	ug/L	20	17.1	85	80-120	
Chloromethane	ug/L	20	14.8	74	34-165	
cis-1,2-Dichloroethene	ug/L	20	17.5	87	80-120	
cis-1,3-Dichloropropene	ug/L	20	18.5	92	80-120	
Dibromochloromethane	ug/L	20	20.9	105	80-126	
Ethylbenzene	ug/L	20	20.0	100	80-120	
Methylene chloride	ug/L	20	16.5	83	80-120	
Styrene	ug/L	20	21.0	105	80-123	
Tetrachloroethene	ug/L	20	20.5	102	80-123	
Toluene	ug/L	20	20.2	101	80-120	
trans-1,2-Dichloroethene	ug/L	20	16.5	82	80-120	
trans-1,3-Dichloropropene	ug/L	20	21.0	105	80-129	
Trichloroethene	ug/L	20	17.3	86	80-120	
Vinyl chloride	ug/L	20	17.2	86	62-125	
Xylene (Total)	ug/L	60	62.2	104	80-120	
1,2-Dichloroethane-d4 (S)	%			105	80-120	
4-Bromofluorobenzene (S)	%			96	80-120	
Toluene-d8 (S)	%			106	80-120	

Results presented on this page are in the units indicated by the "Units" column except where an alternate unit is presented to the right of the result.

REPORT OF LABORATORY ANALYSIS

This report shall not be reproduced, except in full,
without the written consent of Pace Analytical Services, Inc..

Pace Analytical Services, Inc.
9608 Loiret Blvd.
Lenexa, KS 66219
(913)599-5665

QUALIFIERS

Project: FORT SMITH, AR
Pace Project No.: 60199641

DEFINITIONS

DF - Dilution Factor, if reported, represents the factor applied to the reported data due to dilution of the sample aliquot.

ND - Not Detected at or above adjusted reporting limit.

J - Estimated concentration above the adjusted method detection limit and below the adjusted reporting limit.

MDL - Adjusted Method Detection Limit.

PQL - Practical Quantitation Limit.

RL - Reporting Limit.

S - Surrogate

1,2-Diphenylhydrazine decomposes to and cannot be separated from Azobenzene using Method 8270. The result for each analyte is a combined concentration.

Consistent with EPA guidelines, unrounded data are displayed and have been used to calculate % recovery and RPD values.

LCS(D) - Laboratory Control Sample (Duplicate)

MS(D) - Matrix Spike (Duplicate)

DUP - Sample Duplicate

RPD - Relative Percent Difference

NC - Not Calculable.

SG - Silica Gel - Clean-Up

U - Indicates the compound was analyzed for, but not detected.

N-Nitrosodiphenylamine decomposes and cannot be separated from Diphenylamine using Method 8270. The result reported for each analyte is a combined concentration.

Pace Analytical is TNI accredited. Contact your Pace PM for the current list of accredited analytes.

TNI - The NELAC Institute.

BATCH QUALIFIERS

Batch: MSV/70990

[M5] A matrix spike/matrix spike duplicate was not performed for this batch due to insufficient sample volume.

This report shall not be reproduced, except in full,
without the written consent of Pace Analytical Services, Inc..

Pace Analytical Services, Inc.
9608 Loiret Blvd.
Lenexa, KS 66219
(913)599-5665

QUALITY CONTROL DATA CROSS REFERENCE TABLE

Project: FORT SMITH, AR
Pace Project No.: 60199641

Lab ID	Sample ID	QC Batch Method	QC Batch	Analytical Method	Analytical Batch
60199641001	**VP-09-201507**	EPA 5030B/8260	MSV/70990		
60199641002	**VP-10-201507**	EPA 5030B/8260	MSV/70990		

This report shall not be reproduced, except in full,
without the written consent of Pace Analytical Services, Inc..

Pace Analytical
www.pacelabs.com

Sample Condition Upon Receipt

WO# : 60199641

60199641

Client Name: Environ

Optional
Proj Due Date:
Proj Name:

Courier: FedEx ☐ UPS ☐ VIA ☐ Clay ☐ PEX ☐ ECI ☐ Pace ☐ Other ☐ Client ☐

Tracking #: _____ Pace Shipping Label Used? Yes ☐ No ☐

Custody Seal on Cooler/Box Present: Yes ☐ No ☐ Seals intact: Yes ☐ No ☐

Packing Material: Bubble Wrap ☐ Bubble Bags ☐ Foam ☐ None ☐ Other ☐

Thermometer Used: CF +1.4 / CF -0.5 T-239 / T-262 **Type of Ice:** Wet Blue None (circle one) ☐ Samples received on ice, cooling process has begun.

Cooler Temperature: 5-0

Date and initials of person examining contents: JN 7/31/15

Temperature should be above freezing to 6°C

Chain of Custody present:	☑Yes ☐No ☐N/A	1.
Chain of Custody filled out:	☑Yes ☐No ☐N/A	2.
Chain of Custody relinquished:	☑Yes ☐No ☐N/A	3.
Sampler name & signature on COC:	☑Yes ☐No ☐N/A	4.
Samples arrived within holding time:	☑Yes ☐No ☐N/A	5.
Short Hold Time analyses (<72hr):	☐Yes ☑No ☐N/A	6.
Rush Turn Around Time requested:	☐Yes ☑No ☐N/A	7.
Sufficient volume:	☑Yes ☐No ☐N/A	8.
Correct containers used:	☑Yes ☐No ☐N/A	
Pace containers used:	☑Yes ☐No ☐N/A	9.
Containers intact:	☑Yes ☐No ☐N/A	10.
Unpreserved 5035A soils frozen w/in 48hrs?	☐Yes ☐No ☑N/A	11.
Filtered volume received for dissolved tests?	☐Yes ☐No ☑N/A	12.
Sample labels match COC:	☑Yes ☐No ☐N/A	
Includes date/time/ID/analyses Matrix: WT		13.
All containers needing preservation have been checked.	☐Yes ☐No ☑N/A	
All containers needing preservation are found to be in compliance with EPA recommendation.	☐Yes ☐No ☑N/A	14.
Exceptions: VOA, Coliform, O&G, WI-DRO (water)	☐Yes ☐No	Initial when completed / Lot # of added preservative
Trip Blank present:	☐Yes ☑No ☐N/A	
Pace Trip Blank lot # (if purchased): _____		15.
Headspace in VOA vials (>6mm):	☐Yes ☑No ☐N/A	16.
Project sampled in USDA Regulated Area:	☐Yes ☐No ☑N/A	17. List State:
Additional labels attached to 5035A vials in the field?	☐Yes ☐No ☑N/A	18.

Client Notification/ Resolution: Copy COC to Client? Y / N Field Data Required? Y / N

Person Contacted: _____ Date/Time: _____

Comments/ Resolution: _____

Project Manager Review: Colleen Clyne Date: 08/03/2015

Pace Analytical
www.pacelabs.com

CHAIN-OF-CUSTODY / Analytical Request Document

The Chain-of-Custody is a LEGAL DOCUMENT. All relevant fields must be completed accurately.

Page: 1 of 1

Section A — **Required** Client Information:

Company:	Environ
Address:	7500 College Blvd., Ste. 925
	Overland Park, KS 66210
Email To:	wstonestreet@environcorp.com
Phone: 913-553-5926	Fax:
Requested Due Date/TAT:	

Section B — **Required** Project Information:

Report To:	Wendy Stonestreet
Copy To:	Tamara Gleason
	tgleason@environcorp.com
Purchase Order No.:	
Project Name:	Fort Smith, AR
Project Number:	

Section C — Invoice Information:

Attention:	Tamara Gleason
Company Name:	
Address:	
Pace Quote Reference:	
Pace Project Manager:	MJ Walls
Pace Profile #:	7444 water, 7709 soil

REGULATORY AGENCY

☐ NPDES ☐ GROUND WATER ☐ DRINKING WATER
☐ UST ☐ RCRA ☒ OTHER ADEQ

Site Location — **STATE:** AR

Requested Analysis Filtered (Y/N)

Section D — **Required** Client Information

SAMPLE ID
(A-Z, 0-9 / ,-)
Sample IDs MUST BE UNIQUE

Valid Matrix Codes

MATRIX	CODE
DRINKING WATER	DW
WATER	WT
WASTE WATER	WW
PRODUCT	P
SOIL/SOLID	SL
OIL	OL
WIPE	WP
AIR	AR
OTHER	OT
TISSUE	TS

ITEM #	SAMPLE ID	MATRIX CODE (see valid codes to left)	SAMPLE TYPE (G=GRAB C=COMP)	COLLECTED: COMPOSITE START DATE	COMPOSITE START TIME	COMPOSITE END/GRAB DATE	COMPOSITE END/GRAB TIME	SAMPLE TEMP AT COLLECTION	# OF CONTAINERS	Preservatives: Unpreserved	H_2SO_4	HNO_3	HCl	NaOH	$Na_2S_2O_3$	Methanol	Other	Analysis Test Y/N	8260 client specific list	Residual Chlorine (Y/N)	Pace Project No./ Lab I.D.
1	VP09-201507	WT	G	7/30/15	1123				2				X						X		20694 CW
2	VP-10-201507	WT	G	7/30/15	1138				3				X						X		30694 CR
3																					
4																					
5																					
6																					
7																					
8																					
9																					
10																					
11																					
12																					

60199641

ADDITIONAL COMMENTS	RELINQUISHED BY / AFFILIATION	DATE	TIME	ACCEPTED BY / AFFILIATION	DATE	TIME	SAMPLE CONDITIONS: Temp in °C	Received on Ice (Y/N)	Custody Sealed Cooler (Y/N)	Samples Intact (Y/N)
	Wendy Stonestreet	7/31/15	840	Barbara Rice	7/31/15	0841	5.0	Y	N	Y

SAMPLER NAME AND SIGNATURE

PRINT Name of SAMPLER: Wendy Stonestreet

SIGNATURE of SAMPLER: Wendy Stonestreet DATE Signed (MM/DD/YY): 7/31/15

*Important Note: By signing this form you are accepting Pace's NET 30 day payment terms and agreeing to late charges of 1.5% per month for any invoices not paid within 30 days.

Pace Analytical Services, Inc.
9608 Loiret Blvd.
Lenexa, KS 66219
(913)599-5665

August 05, 2015

Wendy Stonestreet
Environ International Corporation
7500 College Blvd Ste 925
Overland Park, KS 66210

RE: Project: Fort Smith, AR
Pace Project No.: 60199667

Dear Wendy Stonestreet:
Enclosed are the analytical results for sample(s) received by the laboratory on July 31, 2015. The results relate only to the samples included in this report. Results reported herein conform to the most current TNI standards and the laboratory's Quality Assurance Manual, where applicable, unless otherwise noted in the body of the report.

If you have any questions concerning this report, please feel free to contact me.

Sincerely,

Colleen Clyne
colleen.clyne@pacelabs.com
Project Manager

Enclosures

cc: Tamara Gleason, ENVIRON International Corporation

This report shall not be reproduced, except in full,
without the written consent of Pace Analytical Services, Inc..

Pace Analytical Services, Inc.
9608 Loiret Blvd.
Lenexa, KS 66219
(913)599-5665

CERTIFICATIONS

Project: Fort Smith, AR
Pace Project No.: 60199667

Kansas Certification IDs
9608 Loiret Boulevard, Lenexa, KS 66219
WY STR Certification #: 2456.01
Arkansas Certification #: 13-012-0
Illinois Certification #: 003097
Iowa Certification #: 118
Kansas/NELAP Certification #: E-10116
Louisiana Certification #: 03055
Nevada Certification #: KS000212008A
Oklahoma Certification #: 9205/9935
Texas Certification #: T104704407
Utah Certification #: KS00021

REPORT OF LABORATORY ANALYSIS

This report shall not be reproduced, except in full,
without the written consent of Pace Analytical Services, Inc..

Pace Analytical Services, Inc.
9608 Loiret Blvd.
Lenexa, KS 66219
(913)599-5665

SAMPLE SUMMARY

Project: Fort Smith, AR
Pace Project No.: 60199667

Lab ID	Sample ID	Matrix	Date Collected	Date Received
60199667001	**VP-05-201507**	Water	07/30/15 10:40	07/31/15 08:41
60199667002	**VP-06-201507**	Water	07/30/15 10:28	07/31/15 08:41

REPORT OF LABORATORY ANALYSIS

This report shall not be reproduced, except in full,
without the written consent of Pace Analytical Services, Inc..

Pace Analytical Services, Inc.
9608 Loiret Blvd.
Lenexa, KS 66219
(913)599-5665

SAMPLE ANALYTE COUNT

Project: Fort Smith, AR
Pace Project No.: 60199667

Lab ID	Sample ID	Method	Analysts	Analytes Reported
60199667001	**VP-05-201507**	EPA 5030B/8260	PGH	38
60199667002	**VP-06-201507**	EPA 5030B/8260	PGH	38

This report shall not be reproduced, except in full,
without the written consent of Pace Analytical Services, Inc..

Pace Analytical Services, Inc.
9608 Loiret Blvd.
Lenexa, KS 66219
(913)599-5665

PROJECT NARRATIVE

Project: Fort Smith, AR
Pace Project No.: 60199667

Method: **EPA 5030B/8260**
Description: 8260 MSV
Client: Environ_AR
Date: August 05, 2015

General Information:
2 samples were analyzed for EPA 5030B/8260. All samples were received in acceptable condition with any exceptions noted below or on the chain-of custody and/or the sample condition upon receipt form (SCUR) attached at the end of this report.

Hold Time:
The samples were analyzed within the method required hold times with any exceptions noted below.

Initial Calibrations (including MS Tune as applicable):
All criteria were within method requirements with any exceptions noted below.

Continuing Calibration:
All criteria were within method requirements with any exceptions noted below.

Internal Standards:
All internal standards were within QC limits with any exceptions noted below.

Surrogates:
All surrogates were within QC limits with any exceptions noted below.

Method Blank:
All analytes were below the report limit in the method blank, where applicable, with any exceptions noted below.

Laboratory Control Spike:
All laboratory control spike compounds were within QC limits with any exceptions noted below.

Matrix Spikes:
All percent recoveries and relative percent differences (RPDs) were within acceptance criteria with any exceptions noted below.

QC Batch: MSV/70959

A matrix spike/matrix spike duplicate was not performed due to insufficient sample volume.

Additional Comments:

This data package has been reviewed for quality and completeness and is approved for release.

This report shall not be reproduced, except in full,
without the written consent of Pace Analytical Services, Inc..

Pace Analytical Services, Inc.
9608 Loiret Blvd.
Lenexa, KS 66219
(913)599-5665

ANALYTICAL RESULTS

Project: Fort Smith, AR
Pace Project No.: 60199667

Sample: VP-05-201507 **Lab ID: 60199667001** Collected: 07/30/15 10:40 Received: 07/31/15 08:41 Matrix: Water

Parameters	Results	Units	Report Limit	MDL	DF	Prepared	Analyzed	CAS No.	Qual
8260 MSV	Analytical Method: EPA 5030B/8260								
Acetone	**168**	ug/L	10.0	1.9	1		08/03/15 12:31	67-64-1	
Benzene	**0.59J**	ug/L	1.0	0.060	1		08/03/15 12:31	71-43-2	
Bromodichloromethane	ND	ug/L	1.0	0.19	1		08/03/15 12:31	75-27-4	
Bromoform	ND	ug/L	1.0	0.070	1		08/03/15 12:31	75-25-2	
Bromomethane	**1.9J**	ug/L	5.0	0.16	1		08/03/15 12:31	74-83-9	
2-Butanone (MEK)	**33.9**	ug/L	10.0	0.59	1		08/03/15 12:31	78-93-3	
Carbon disulfide	**0.42J**	ug/L	5.0	0.12	1		08/03/15 12:31	75-15-0	
Carbon tetrachloride	ND	ug/L	1.0	0.18	1		08/03/15 12:31	56-23-5	
Chlorobenzene	ND	ug/L	1.0	0.21	1		08/03/15 12:31	108-90-7	
Chloroethane	**0.96J**	ug/L	1.0	0.15	1		08/03/15 12:31	75-00-3	
Chloroform	**0.53J**	ug/L	1.0	0.14	1		08/03/15 12:31	67-66-3	
Chloromethane	ND	ug/L	1.0	0.080	1		08/03/15 12:31	74-87-3	
Dibromochloromethane	ND	ug/L	1.0	0.21	1		08/03/15 12:31	124-48-1	
1,1-Dichloroethane	ND	ug/L	1.0	0.050	1		08/03/15 12:31	75-34-3	
1,2-Dichloroethane	ND	ug/L	1.0	0.12	1		08/03/15 12:31	107-06-2	
1,1-Dichloroethene	**0.22J**	ug/L	1.0	0.20	1		08/03/15 12:31	75-35-4	
cis-1,2-Dichloroethene	ND	ug/L	1.0	0.080	1		08/03/15 12:31	156-59-2	
trans-1,2-Dichloroethene	ND	ug/L	1.0	0.20	1		08/03/15 12:31	156-60-5	
1,2-Dichloropropane	ND	ug/L	1.0	0.16	1		08/03/15 12:31	78-87-5	
cis-1,3-Dichloropropene	ND	ug/L	1.0	0.14	1		08/03/15 12:31	10061-01-5	
trans-1,3-Dichloropropene	ND	ug/L	1.0	0.12	1		08/03/15 12:31	10061-02-6	
Ethylbenzene	ND	ug/L	1.0	0.18	1		08/03/15 12:31	100-41-4	
2-Hexanone	**12.0**	ug/L	10.0	1.2	1		08/03/15 12:31	591-78-6	
Methylene chloride	ND	ug/L	1.0	0.15	1		08/03/15 12:31	75-09-2	
4-Methyl-2-pentanone (MIBK)	**2.3J**	ug/L	10.0	0.42	1		08/03/15 12:31	108-10-1	
Styrene	ND	ug/L	1.0	0.12	1		08/03/15 12:31	100-42-5	
1,1,2,2-Tetrachloroethane	ND	ug/L	1.0	0.15	1		08/03/15 12:31	79-34-5	
Tetrachloroethene	ND	ug/L	1.0	0.10	1		08/03/15 12:31	127-18-4	
Toluene	**0.36J**	ug/L	1.0	0.17	1		08/03/15 12:31	108-88-3	
1,1,1-Trichloroethane	ND	ug/L	1.0	0.11	1		08/03/15 12:31	71-55-6	
1,1,2-Trichloroethane	ND	ug/L	1.0	0.20	1		08/03/15 12:31	79-00-5	
Trichloroethene	ND	ug/L	1.0	0.17	1		08/03/15 12:31	79-01-6	
Vinyl chloride	ND	ug/L	1.0	0.13	1		08/03/15 12:31	75-01-4	
Xylene (Total)	ND	ug/L	3.0	0.42	1		08/03/15 12:31	1330-20-7	
Surrogates									
4-Bromofluorobenzene (S)	101	%	80-120		1		08/03/15 12:31	460-00-4	
1,2-Dichloroethane-d4 (S)	110	%	80-120		1		08/03/15 12:31	17060-07-0	
Toluene-d8 (S)	106	%	80-120		1		08/03/15 12:31	2037-26-5	
Preservation pH	**1.0**		0.10	0.10	1		08/03/15 12:31		

REPORT OF LABORATORY ANALYSIS

This report shall not be reproduced, except in full,
without the written consent of Pace Analytical Services, Inc..

Pace Analytical Services, Inc.
9608 Loiret Blvd.
Lenexa, KS 66219
(913)599-5665

ANALYTICAL RESULTS

Project: Fort Smith, AR
Pace Project No.: 60199667

Sample: VP-06-201507 **Lab ID: 60199667002** Collected: 07/30/15 10:28 Received: 07/31/15 08:41 Matrix: Water

Parameters	Results	Units	Report Limit	MDL	DF	Prepared	Analyzed	CAS No.	Qual
8260 MSV	Analytical Method: EPA 5030B/8260								
Acetone	**33.3**	ug/L	10.0	1.9	1		08/03/15 12:46	67-64-1	
Benzene	**0.45J**	ug/L	1.0	0.060	1		08/03/15 12:46	71-43-2	
Bromodichloromethane	ND	ug/L	1.0	0.19	1		08/03/15 12:46	75-27-4	
Bromoform	ND	ug/L	1.0	0.070	1		08/03/15 12:46	75-25-2	
Bromomethane	ND	ug/L	5.0	0.16	1		08/03/15 12:46	74-83-9	
2-Butanone (MEK)	**4.6J**	ug/L	10.0	0.59	1		08/03/15 12:46	78-93-3	
Carbon disulfide	**0.86J**	ug/L	5.0	0.12	1		08/03/15 12:46	75-15-0	
Carbon tetrachloride	ND	ug/L	1.0	0.18	1		08/03/15 12:46	56-23-5	
Chlorobenzene	ND	ug/L	1.0	0.21	1		08/03/15 12:46	108-90-7	
Chloroethane	ND	ug/L	1.0	0.15	1		08/03/15 12:46	75-00-3	
Chloroform	ND	ug/L	1.0	0.14	1		08/03/15 12:46	67-66-3	
Chloromethane	ND	ug/L	1.0	0.080	1		08/03/15 12:46	74-87-3	
Dibromochloromethane	ND	ug/L	1.0	0.21	1		08/03/15 12:46	124-48-1	
1,1-Dichloroethane	ND	ug/L	1.0	0.050	1		08/03/15 12:46	75-34-3	
1,2-Dichloroethane	ND	ug/L	1.0	0.12	1		08/03/15 12:46	107-06-2	
1,1-Dichloroethene	ND	ug/L	1.0	0.20	1		08/03/15 12:46	75-35-4	
cis-1,2-Dichloroethene	**0.20J**	ug/L	1.0	0.080	1		08/03/15 12:46	156-59-2	
trans-1,2-Dichloroethene	ND	ug/L	1.0	0.20	1		08/03/15 12:46	156-60-5	
1,2-Dichloropropane	ND	ug/L	1.0	0.16	1		08/03/15 12:46	78-87-5	
cis-1,3-Dichloropropene	ND	ug/L	1.0	0.14	1		08/03/15 12:46	10061-01-5	
trans-1,3-Dichloropropene	ND	ug/L	1.0	0.12	1		08/03/15 12:46	10061-02-6	
Ethylbenzene	ND	ug/L	1.0	0.18	1		08/03/15 12:46	100-41-4	
2-Hexanone	ND	ug/L	10.0	1.2	1		08/03/15 12:46	591-78-6	
Methylene chloride	ND	ug/L	1.0	0.15	1		08/03/15 12:46	75-09-2	
4-Methyl-2-pentanone (MIBK)	**0.72J**	ug/L	10.0	0.42	1		08/03/15 12:46	108-10-1	
Styrene	ND	ug/L	1.0	0.12	1		08/03/15 12:46	100-42-5	
1,1,2,2-Tetrachloroethane	ND	ug/L	1.0	0.15	1		08/03/15 12:46	79-34-5	
Tetrachloroethene	ND	ug/L	1.0	0.10	1		08/03/15 12:46	127-18-4	
Toluene	**0.28J**	ug/L	1.0	0.17	1		08/03/15 12:46	108-88-3	
1,1,1-Trichloroethane	ND	ug/L	1.0	0.11	1		08/03/15 12:46	71-55-6	
1,1,2-Trichloroethane	ND	ug/L	1.0	0.20	1		08/03/15 12:46	79-00-5	
Trichloroethene	**0.76J**	ug/L	1.0	0.17	1		08/03/15 12:46	79-01-6	
Vinyl chloride	ND	ug/L	1.0	0.13	1		08/03/15 12:46	75-01-4	
Xylene (Total)	ND	ug/L	3.0	0.42	1		08/03/15 12:46	1330-20-7	
Surrogates									
4-Bromofluorobenzene (S)	102	%	80-120		1		08/03/15 12:46	460-00-4	HS
1,2-Dichloroethane-d4 (S)	106	%	80-120		1		08/03/15 12:46	17060-07-0	
Toluene-d8 (S)	109	%	80-120		1		08/03/15 12:46	2037-26-5	
Preservation pH	**1.0**		0.10	0.10	1		08/03/15 12:46		

REPORT OF LABORATORY ANALYSIS

This report shall not be reproduced, except in full,
without the written consent of Pace Analytical Services, Inc..

Pace Analytical Services, Inc.
9608 Loiret Blvd.
Lenexa, KS 66219
(913)599-5665

QUALITY CONTROL DATA

Project: Fort Smith, AR
Pace Project No.: 60199667

QC Batch: MSV/70959
QC Batch Method: EPA 5030B/8260
Analysis Method: EPA 5030B/8260
Analysis Description: 8260 MSV Water 10 mL Purge
Associated Lab Samples: 60199667001, 60199667002

METHOD BLANK: 1610721
Matrix: Water
Associated Lab Samples: 60199667001, 60199667002

Parameter	Units	Blank Result	Reporting Limit	Analyzed	Qualifiers
1,1,1-Trichloroethane	ug/L	ND	1.0	08/03/15 09:17	
1,1,2,2-Tetrachloroethane	ug/L	ND	1.0	08/03/15 09:17	
1,1,2-Trichloroethane	ug/L	ND	1.0	08/03/15 09:17	
1,1-Dichloroethane	ug/L	ND	1.0	08/03/15 09:17	
1,1-Dichloroethene	ug/L	ND	1.0	08/03/15 09:17	
1,2-Dichloroethane	ug/L	ND	1.0	08/03/15 09:17	
1,2-Dichloropropane	ug/L	ND	1.0	08/03/15 09:17	
2-Butanone (MEK)	ug/L	ND	10.0	08/03/15 09:17	
2-Hexanone	ug/L	ND	10.0	08/03/15 09:17	
4-Methyl-2-pentanone (MIBK)	ug/L	ND	10.0	08/03/15 09:17	
Acetone	ug/L	ND	10.0	08/03/15 09:17	
Benzene	ug/L	ND	1.0	08/03/15 09:17	
Bromodichloromethane	ug/L	ND	1.0	08/03/15 09:17	
Bromoform	ug/L	ND	1.0	08/03/15 09:17	
Bromomethane	ug/L	ND	5.0	08/03/15 09:17	
Carbon disulfide	ug/L	ND	5.0	08/03/15 09:17	
Carbon tetrachloride	ug/L	ND	1.0	08/03/15 09:17	
Chlorobenzene	ug/L	ND	1.0	08/03/15 09:17	
Chloroethane	ug/L	ND	1.0	08/03/15 09:17	
Chloroform	ug/L	ND	1.0	08/03/15 09:17	
Chloromethane	ug/L	ND	1.0	08/03/15 09:17	
cis-1,2-Dichloroethene	ug/L	ND	1.0	08/03/15 09:17	
cis-1,3-Dichloropropene	ug/L	ND	1.0	08/03/15 09:17	
Dibromochloromethane	ug/L	ND	1.0	08/03/15 09:17	
Ethylbenzene	ug/L	ND	1.0	08/03/15 09:17	
Methylene chloride	ug/L	ND	1.0	08/03/15 09:17	
Styrene	ug/L	ND	1.0	08/03/15 09:17	
Tetrachloroethene	ug/L	ND	1.0	08/03/15 09:17	
Toluene	ug/L	ND	1.0	08/03/15 09:17	
trans-1,2-Dichloroethene	ug/L	ND	1.0	08/03/15 09:17	
trans-1,3-Dichloropropene	ug/L	ND	1.0	08/03/15 09:17	
Trichloroethene	ug/L	ND	1.0	08/03/15 09:17	
Vinyl chloride	ug/L	ND	1.0	08/03/15 09:17	
Xylene (Total)	ug/L	ND	3.0	08/03/15 09:17	
1,2-Dichloroethane-d4 (S)	%	104	80-120	08/03/15 09:17	
4-Bromofluorobenzene (S)	%	101	80-120	08/03/15 09:17	
Toluene-d8 (S)	%	108	80-120	08/03/15 09:17	

Results presented on this page are in the units indicated by the "Units" column except where an alternate unit is presented to the right of the result.

REPORT OF LABORATORY ANALYSIS

This report shall not be reproduced, except in full,
without the written consent of Pace Analytical Services, Inc..

Pace Analytical Services, Inc.
9608 Loiret Blvd.
Lenexa, KS 66219
(913)599-5665

QUALITY CONTROL DATA

Project: Fort Smith, AR
Pace Project No.: 60199667

LABORATORY CONTROL SAMPLE: 1610722

Parameter	Units	Spike Conc.	LCS Result	LCS % Rec	% Rec Limits	Qualifiers
1,1,1-Trichloroethane	ug/L	20	19.0	95	80-120	
1,1,2,2-Tetrachloroethane	ug/L	20	19.6	98	73-121	
1,1,2-Trichloroethane	ug/L	20	20.4	102	80-120	
1,1-Dichloroethane	ug/L	20	20.2	101	80-120	
1,1-Dichloroethene	ug/L	20	19.3	97	80-120	
1,2-Dichloroethane	ug/L	20	19.2	96	81-120	
1,2-Dichloropropane	ug/L	20	18.6	93	80-120	
2-Butanone (MEK)	ug/L	100	93.1	93	67-122	
2-Hexanone	ug/L	100	108	108	75-121	
4-Methyl-2-pentanone (MIBK)	ug/L	100	102	102	76-120	
Acetone	ug/L	100	90.9	91	72-120	
Benzene	ug/L	20	19.7	98	80-120	
Bromodichloromethane	ug/L	20	19.7	98	80-120	
Bromoform	ug/L	20	21.1	105	73-138	
Bromomethane	ug/L	20	21.0	105	38-137	
Carbon disulfide	ug/L	20	18.8	94	71-129	
Carbon tetrachloride	ug/L	20	19.5	97	67-146	
Chlorobenzene	ug/L	20	20.6	103	80-120	
Chloroethane	ug/L	20	17.5	87	76-120	
Chloroform	ug/L	20	18.7	94	80-120	
Chloromethane	ug/L	20	15.7	78	34-165	
cis-1,2-Dichloroethene	ug/L	20	19.5	97	80-120	
cis-1,3-Dichloropropene	ug/L	20	20.4	102	80-120	
Dibromochloromethane	ug/L	20	21.5	108	80-126	
Ethylbenzene	ug/L	20	20.6	103	80-120	
Methylene chloride	ug/L	20	18.6	93	80-120	
Styrene	ug/L	20	21.2	106	80-123	
Tetrachloroethene	ug/L	20	20.6	103	80-123	
Toluene	ug/L	20	20.9	105	80-120	
trans-1,2-Dichloroethene	ug/L	20	18.9	95	80-120	
trans-1,3-Dichloropropene	ug/L	20	21.1	106	80-129	
Trichloroethene	ug/L	20	18.3	92	80-120	
Vinyl chloride	ug/L	20	18.7	93	62-125	
Xylene (Total)	ug/L	60	63.5	106	80-120	
1,2-Dichloroethane-d4 (S)	%			107	80-120	
4-Bromofluorobenzene (S)	%			98	80-120	
Toluene-d8 (S)	%			103	80-120	

Results presented on this page are in the units indicated by the "Units" column except where an alternate unit is presented to the right of the result.

REPORT OF LABORATORY ANALYSIS

This report shall not be reproduced, except in full,
without the written consent of Pace Analytical Services, Inc..

Pace Analytical Services, Inc.
9608 Loiret Blvd.
Lenexa, KS 66219
(913)599-5665

QUALIFIERS

Project: Fort Smith, AR
Pace Project No.: 60199667

DEFINITIONS

DF - Dilution Factor, if reported, represents the factor applied to the reported data due to dilution of the sample aliquot.

ND - Not Detected at or above adjusted reporting limit.

J - Estimated concentration above the adjusted method detection limit and below the adjusted reporting limit.

MDL - Adjusted Method Detection Limit.

PQL - Practical Quantitation Limit.

RL - Reporting Limit.

S - Surrogate

1,2-Diphenylhydrazine decomposes to and cannot be separated from Azobenzene using Method 8270. The result for each analyte is a combined concentration.

Consistent with EPA guidelines, unrounded data are displayed and have been used to calculate % recovery and RPD values.

LCS(D) - Laboratory Control Sample (Duplicate)

MS(D) - Matrix Spike (Duplicate)

DUP - Sample Duplicate

RPD - Relative Percent Difference

NC - Not Calculable.

SG - Silica Gel - Clean-Up

U - Indicates the compound was analyzed for, but not detected.

N-Nitrosodiphenylamine decomposes and cannot be separated from Diphenylamine using Method 8270. The result reported for each analyte is a combined concentration.

Pace Analytical is TNI accredited. Contact your Pace PM for the current list of accredited analytes.

TNI - The NELAC Institute.

BATCH QUALIFIERS

Batch: MSV/70959

[M5] A matrix spike/matrix spike duplicate was not performed for this batch due to insufficient sample volume.

ANALYTE QUALIFIERS

HS Results are from sample aliquot taken from VOA vial with headspace (air bubble greater than 6 mm diameter).

This report shall not be reproduced, except in full,
without the written consent of Pace Analytical Services, Inc..

Pace Analytical Services, Inc.
9608 Loiret Blvd.
Lenexa, KS 66219
(913)599-5665

QUALITY CONTROL DATA CROSS REFERENCE TABLE

Project: Fort Smith, AR
Pace Project No.: 60199667

Lab ID	Sample ID	QC Batch Method	QC Batch	Analytical Method	Analytical Batch
60199667001	**VP-05-201507**	EPA 5030B/8260	MSV/70959		
60199667002	**VP-06-201507**	EPA 5030B/8260	MSV/70959		

This report shall not be reproduced, except in full,
without the written consent of Pace Analytical Services, Inc..

Pace Analytical®
www.pacelabs.com

Sample Condition Upon Receipt

WO#: 60199667

60199667

Client Name: Environ

Optional
Proj Due Date:
Proj Name:

Courier: FedEx ☐ UPS ☐ VIA ☐ Clay ☐ PEX ☐ ECI ☐ Pace ☐ Other ☐ Client ☑

Tracking #: _____ Pace Shipping Label Used? Yes ☐ No ☑

Custody Seal on Cooler/Box Present: Yes ☐ No ☑ Seals intact: Yes ☐ No ☑

Packing Material: Bubble Wrap ☐ Bubble Bags ☐ Foam ☑ None ☐ Other ☐

Thermometer Used: CF +1.4 T-239 / CF -0.5 T-262 **Type of Ice:** Wet Blue None (circle one) ☐ Samples received on ice, cooling process has begun.

Cooler Temperature: 5-0

Temperature should be above freezing to 6°C

Date and initials of person examining contents:

Chain of Custody present:	☑Yes	☐No	☐N/A	1.
Chain of Custody filled out:	☑Yes	☐No	☐N/A	2.
Chain of Custody relinquished:	☑Yes	☐No	☐N/A	3.
Sampler name & signature on COC:	☑Yes	☐No	☐N/A	4.
Samples arrived within holding time:	☑Yes	☐No	☐N/A	5.
Short Hold Time analyses (<72hr):	☐Yes	☑No	☐N/A	6.
Rush Turn Around Time requested:	☐Yes	☑No	☐N/A	7.
Sufficient volume:	☑Yes	☐No	☐N/A	8.
Correct containers used:	☑Yes	☐No	☐N/A	
Pace containers used:	☑Yes	☐No	☐N/A	9.
Containers intact:	☑Yes	☐No	☐N/A	10.
Unpreserved 5035A soils frozen w/in 48hrs?	☐Yes	☐No	☑N/A	11.
Filtered volume received for dissolved tests?	☐Yes	☐No	☑N/A	12.
Sample labels match COC:	☑Yes	☐No	☐N/A	
Includes date/time/ID/analyses Matrix: WT				13.
All containers needing preservation have been checked.	☐Yes	☐No	☑N/A	
All containers needing preservation are found to be in compliance with EPA recommendation.	☐Yes	☐No	☑N/A	14.
Exceptions: VOA, Coliform, O&G, WI-DRO (water)	☑Yes	☐No		Initial when completed / Lot # of added preservative
Trip Blank present:	☐Yes	☑No	☐N/A	
Pace Trip Blank lot # (if purchased): _____				15.
Headspace in VOA vials (>6mm):	☑Yes	☐No	☐N/A	16. 3 of 3 DG9H - VP ~~05~~ 06 201507 pw 7/31/15 2 of 3 DG9H - VP ~~06~~ 05 - 201507
Project sampled in USDA Regulated Area:	☐Yes	☐No	☑N/A	17. List State:
Additional labels attached to 5035A vials in the field?	☐Yes	☐No	☑N/A	18.

Client Notification/ Resolution: Copy COC to Client? Y / N Field Data Required? Y / N

Person Contacted: _____ Date/Time: _____

Comments/ Resolution: Per Wendy - proceed w/ analysis on samples w/ headspace. CBC 07/31/15

Project Manager Review: CBC Date: 08/03/15

Pace Analytical
www.pacelabs.com

CHAIN-OF-CUSTODY / Analytical Request Document

The Chain-of-Custody is a LEGAL DOCUMENT. All relevant fields must be completed accurately.

Page: 1 of 1

Section A — **Required** Client Information:

Company:	Environ
Address:	7500 College Blvd., Ste. 925
	Overland Park, KS 66210
Email To:	wstonestreet@environcorp.com
Phone: 913-553-5926	Fax:
Requested Due Date/TAT:	

Section B — **Required** Project Information:

Report To:	Wendy Stonestreet
Copy To:	Tamara Gleason
	tgleason@environcorp.com
Purchase Order No.:	
Project Name:	Fort Smith, AR
Project Number:	

Section C — Invoice Information:

Attention:	Tamara Gleason
Company Name:	
Address:	
Pace Quote Reference:	
Pace Project Manager:	MJ Walls
Pace Profile #:	7444 water, 7709 soil

REGULATORY AGENCY

☐ NPDES ☐ GROUND WATER ☐ DRINKING WATER
☐ UST ☐ RCRA ☒ OTHER ADEQ

Site Location — **STATE:** AR

Section D — **Required** Client Information

SAMPLE ID
(A-Z, 0-9 / ,-)
Sample IDs MUST BE UNIQUE

Valid Matrix Codes

MATRIX	CODE
DRINKING WATER	DW
WATER	WT
WASTE WATER	WW
PRODUCT	P
SOIL/SOLID	SL
OIL	OL
WIPE	WP
AIR	AR
OTHER	OT
TISSUE	TS

Requested Analysis Filtered (Y/N)

ITEM #	SAMPLE ID	MATRIX CODE (see valid codes to left)	SAMPLE TYPE (G=GRAB C=COMP)	COLLECTED: COMPOSITE START DATE	COMPOSITE START TIME	COMPOSITE END/GRAB DATE	COMPOSITE END/GRAB TIME	SAMPLE TEMP AT COLLECTION	# OF CONTAINERS	Preservatives: Unpreserved	H_2SO_4	HNO_3	HCl	NaOH	$Na_2S_2O_3$	Methanol	Other	Analysis Test Y/N	8260 client specific list	Residual Chlorine (Y/N)	Pace Project No./ Lab I.D.
1	VP-05-201507	WT	G	7/30/15	1040				3				X						X		30694 001
2	VP-06-201507	WT	G	7/30/15	1028				3				X						X		002
3																					
4																					
5																					
6																					
7																					
8																					
9																					
10																					
11																					
12																					

60199667

ADDITIONAL COMMENTS	RELINQUISHED BY / AFFILIATION	DATE	TIME	ACCEPTED BY / AFFILIATION	DATE	TIME	SAMPLE CONDITIONS: Temp in °C	Received on Ice (Y/N)	Custody Sealed Cooler (Y/N)	Samples Intact (Y/N)
	Wendy Stonestreet/RE	7/31/15	840	[illegible]	7/31	0841	5.0	Y	N	Y

SAMPLER NAME AND SIGNATURE

PRINT Name of SAMPLER: Wendy Stonestreet

SIGNATURE of SAMPLER: Wendy Stonestreet — DATE Signed (MM/DD/YY): 7/31/15

*Important Note: By signing this form you are accepting Pace's NET 30 day payment terms and agreeing to late charges of 1.5% per month for any invoices not paid within 30 days.

Pace Analytical Services, Inc.
9608 Loiret Blvd.
Lenexa, KS 66219
(913)599-5665

August 11, 2015

Wendy Stonestreet
Environ International Corporation
7500 College Blvd Ste 925
Overland Park, KS 66210

RE: Project: Fort Smith, AR
Pace Project No.: 60199670

Dear Wendy Stonestreet:
Enclosed are the analytical results for sample(s) received by the laboratory on July 31, 2015. The results relate only to the samples included in this report. Results reported herein conform to the most current TNI standards and the laboratory's Quality Assurance Manual, where applicable, unless otherwise noted in the body of the report.

If you have any questions concerning this report, please feel free to contact me.

Sincerely,

Colleen Clyne
colleen.clyne@pacelabs.com
Project Manager

Enclosures

cc: Tamara Gleason, ENVIRON International Corporation

This report shall not be reproduced, except in full,
without the written consent of Pace Analytical Services, Inc..

Pace Analytical Services, Inc.
9608 Loiret Blvd.
Lenexa, KS 66219
(913)599-5665

CERTIFICATIONS

Project: Fort Smith, AR
Pace Project No.: 60199670

Kansas Certification IDs
9608 Loiret Boulevard, Lenexa, KS 66219
WY STR Certification #: 2456.01
Arkansas Certification #: 13-012-0
Illinois Certification #: 003097
Iowa Certification #: 118
Kansas/NELAP Certification #: E-10116
Louisiana Certification #: 03055
Nevada Certification #: KS000212008A
Oklahoma Certification #: 9205/9935
Texas Certification #: T104704407
Utah Certification #: KS00021

REPORT OF LABORATORY ANALYSIS

This report shall not be reproduced, except in full,
without the written consent of Pace Analytical Services, Inc..

Pace Analytical Services, Inc.
9608 Loiret Blvd.
Lenexa, KS 66219
(913)599-5665

SAMPLE SUMMARY

Project: Fort Smith, AR
Pace Project No.: 60199670

Lab ID	Sample ID	Matrix	Date Collected	Date Received
60199670001	**VP-08-201507**	Water	07/30/15 11:01	07/31/15 08:41

REPORT OF LABORATORY ANALYSIS

This report shall not be reproduced, except in full,
without the written consent of Pace Analytical Services, Inc..

Pace Analytical Services, Inc.
9608 Loiret Blvd.
Lenexa, KS 66219
(913)599-5665

SAMPLE ANALYTE COUNT

Project: Fort Smith, AR
Pace Project No.: 60199670

Lab ID	Sample ID	Method	Analysts	Analytes Reported
60199670001	**VP-08-201507**	EPA 5030B/8260	PGH	38

This report shall not be reproduced, except in full,
without the written consent of Pace Analytical Services, Inc..

Pace Analytical Services, Inc.
9608 Loiret Blvd.
Lenexa, KS 66219
(913)599-5665

PROJECT NARRATIVE

Project: Fort Smith, AR
Pace Project No.: 60199670

Method: **EPA 5030B/8260**
Description: 8260 MSV
Client: Environ_AR
Date: August 11, 2015

General Information:
1 sample was analyzed for EPA 5030B/8260. All samples were received in acceptable condition with any exceptions noted below or on the chain-of custody and/or the sample condition upon receipt form (SCUR) attached at the end of this report.

Hold Time:
The samples were analyzed within the method required hold times with any exceptions noted below.

Initial Calibrations (including MS Tune as applicable):
All criteria were within method requirements with any exceptions noted below.

Continuing Calibration:
All criteria were within method requirements with any exceptions noted below.

Internal Standards:
All internal standards were within QC limits with any exceptions noted below.

Surrogates:
All surrogates were within QC limits with any exceptions noted below.

Method Blank:
All analytes were below the report limit in the method blank, where applicable, with any exceptions noted below.

Laboratory Control Spike:
All laboratory control spike compounds were within QC limits with any exceptions noted below.

Matrix Spikes:
All percent recoveries and relative percent differences (RPDs) were within acceptance criteria with any exceptions noted below.

Additional Comments:

This data package has been reviewed for quality and completeness and is approved for release.

This report shall not be reproduced, except in full,
without the written consent of Pace Analytical Services, Inc..

Pace Analytical Services, Inc.
9608 Loiret Blvd.
Lenexa, KS 66219
(913)599-5665

ANALYTICAL RESULTS

Project: Fort Smith, AR
Pace Project No.: 60199670

Sample: VP-08-201507 **Lab ID: 60199670001** Collected: 07/30/15 11:01 Received: 07/31/15 08:41 Matrix: Water

Parameters	Results	Units	Report Limit	MDL	DF	Prepared	Analyzed	CAS No.	Qual
8260 MSV	Analytical Method: EPA 5030B/8260								
Acetone	**169**	ug/L	10.0	1.9	1		08/04/15 13:25	67-64-1	
Benzene	**0.39J**	ug/L	1.0	0.060	1		08/04/15 13:25	71-43-2	
Bromodichloromethane	ND	ug/L	1.0	0.19	1		08/04/15 13:25	75-27-4	
Bromoform	ND	ug/L	1.0	0.070	1		08/04/15 13:25	75-25-2	
Bromomethane	ND	ug/L	5.0	0.16	1		08/04/15 13:25	74-83-9	
2-Butanone (MEK)	**27.1**	ug/L	10.0	0.59	1		08/04/15 13:25	78-93-3	
Carbon disulfide	ND	ug/L	5.0	0.12	1		08/04/15 13:25	75-15-0	
Carbon tetrachloride	ND	ug/L	1.0	0.18	1		08/04/15 13:25	56-23-5	
Chlorobenzene	ND	ug/L	1.0	0.21	1		08/04/15 13:25	108-90-7	
Chloroethane	ND	ug/L	1.0	0.15	1		08/04/15 13:25	75-00-3	
Chloroform	**0.18J**	ug/L	1.0	0.14	1		08/04/15 13:25	67-66-3	
Chloromethane	**0.23J**	ug/L	1.0	0.080	1		08/04/15 13:25	74-87-3	
Dibromochloromethane	ND	ug/L	1.0	0.21	1		08/04/15 13:25	124-48-1	
1,1-Dichloroethane	ND	ug/L	1.0	0.050	1		08/04/15 13:25	75-34-3	
1,2-Dichloroethane	ND	ug/L	1.0	0.12	1		08/04/15 13:25	107-06-2	
1,1-Dichloroethene	ND	ug/L	1.0	0.20	1		08/04/15 13:25	75-35-4	
cis-1,2-Dichloroethene	ND	ug/L	1.0	0.080	1		08/04/15 13:25	156-59-2	
trans-1,2-Dichloroethene	ND	ug/L	1.0	0.20	1		08/04/15 13:25	156-60-5	
1,2-Dichloropropane	ND	ug/L	1.0	0.16	1		08/04/15 13:25	78-87-5	
cis-1,3-Dichloropropene	ND	ug/L	1.0	0.14	1		08/04/15 13:25	10061-01-5	
trans-1,3-Dichloropropene	ND	ug/L	1.0	0.12	1		08/04/15 13:25	10061-02-6	
Ethylbenzene	ND	ug/L	1.0	0.18	1		08/04/15 13:25	100-41-4	
2-Hexanone	**8.6J**	ug/L	10.0	1.2	1		08/04/15 13:25	591-78-6	
Methylene chloride	ND	ug/L	1.0	0.15	1		08/04/15 13:25	75-09-2	
4-Methyl-2-pentanone (MIBK)	**1.3J**	ug/L	10.0	0.42	1		08/04/15 13:25	108-10-1	
Styrene	ND	ug/L	1.0	0.12	1		08/04/15 13:25	100-42-5	
1,1,2,2-Tetrachloroethane	ND	ug/L	1.0	0.15	1		08/04/15 13:25	79-34-5	
Tetrachloroethene	**0.18J**	ug/L	1.0	0.10	1		08/04/15 13:25	127-18-4	
Toluene	**0.34J**	ug/L	1.0	0.17	1		08/04/15 13:25	108-88-3	
1,1,1-Trichloroethane	ND	ug/L	1.0	0.11	1		08/04/15 13:25	71-55-6	
1,1,2-Trichloroethane	ND	ug/L	1.0	0.20	1		08/04/15 13:25	79-00-5	
Trichloroethene	**2.2**	ug/L	1.0	0.17	1		08/04/15 13:25	79-01-6	
Vinyl chloride	ND	ug/L	1.0	0.13	1		08/04/15 13:25	75-01-4	
Xylene (Total)	ND	ug/L	3.0	0.42	1		08/04/15 13:25	1330-20-7	
Surrogates									
4-Bromofluorobenzene (S)	95	%	80-120		1		08/04/15 13:25	460-00-4	HS
1,2-Dichloroethane-d4 (S)	106	%	80-120		1		08/04/15 13:25	17060-07-0	
Toluene-d8 (S)	108	%	80-120		1		08/04/15 13:25	2037-26-5	
Preservation pH	**1.0**		0.10	0.10	1		08/04/15 13:25		

REPORT OF LABORATORY ANALYSIS

This report shall not be reproduced, except in full,
without the written consent of Pace Analytical Services, Inc..

Pace Analytical Services, Inc.
9608 Loiret Blvd.
Lenexa, KS 66219
(913)599-5665

QUALITY CONTROL DATA

Project: Fort Smith, AR
Pace Project No.: 60199670

QC Batch: MSV/70990
QC Batch Method: EPA 5030B/8260
Analysis Method: EPA 5030B/8260
Analysis Description: 8260 MSV Water 10 mL Purge
Associated Lab Samples: 60199670001

METHOD BLANK: 1611293
Matrix: Water
Associated Lab Samples: 60199670001

Parameter	Units	Blank Result	Reporting Limit	Analyzed	Qualifiers
1,1,1-Trichloroethane	ug/L	ND	1.0	08/04/15 09:41	
1,1,2,2-Tetrachloroethane	ug/L	ND	1.0	08/04/15 09:41	
1,1,2-Trichloroethane	ug/L	ND	1.0	08/04/15 09:41	
1,1-Dichloroethane	ug/L	ND	1.0	08/04/15 09:41	
1,1-Dichloroethene	ug/L	ND	1.0	08/04/15 09:41	
1,2-Dichloroethane	ug/L	ND	1.0	08/04/15 09:41	
1,2-Dichloropropane	ug/L	ND	1.0	08/04/15 09:41	
2-Butanone (MEK)	ug/L	ND	10.0	08/04/15 09:41	
2-Hexanone	ug/L	ND	10.0	08/04/15 09:41	
4-Methyl-2-pentanone (MIBK)	ug/L	ND	10.0	08/04/15 09:41	
Acetone	ug/L	ND	10.0	08/04/15 09:41	
Benzene	ug/L	ND	1.0	08/04/15 09:41	
Bromodichloromethane	ug/L	ND	1.0	08/04/15 09:41	
Bromoform	ug/L	ND	1.0	08/04/15 09:41	
Bromomethane	ug/L	ND	5.0	08/04/15 09:41	
Carbon disulfide	ug/L	ND	5.0	08/04/15 09:41	
Carbon tetrachloride	ug/L	ND	1.0	08/04/15 09:41	
Chlorobenzene	ug/L	ND	1.0	08/04/15 09:41	
Chloroethane	ug/L	ND	1.0	08/04/15 09:41	
Chloroform	ug/L	ND	1.0	08/04/15 09:41	
Chloromethane	ug/L	ND	1.0	08/04/15 09:41	
cis-1,2-Dichloroethene	ug/L	ND	1.0	08/04/15 09:41	
cis-1,3-Dichloropropene	ug/L	ND	1.0	08/04/15 09:41	
Dibromochloromethane	ug/L	ND	1.0	08/04/15 09:41	
Ethylbenzene	ug/L	ND	1.0	08/04/15 09:41	
Methylene chloride	ug/L	ND	1.0	08/04/15 09:41	
Styrene	ug/L	ND	1.0	08/04/15 09:41	
Tetrachloroethene	ug/L	ND	1.0	08/04/15 09:41	
Toluene	ug/L	ND	1.0	08/04/15 09:41	
trans-1,2-Dichloroethene	ug/L	ND	1.0	08/04/15 09:41	
trans-1,3-Dichloropropene	ug/L	ND	1.0	08/04/15 09:41	
Trichloroethene	ug/L	ND	1.0	08/04/15 09:41	
Vinyl chloride	ug/L	ND	1.0	08/04/15 09:41	
Xylene (Total)	ug/L	ND	3.0	08/04/15 09:41	
1,2-Dichloroethane-d4 (S)	%	104	80-120	08/04/15 09:41	
4-Bromofluorobenzene (S)	%	99	80-120	08/04/15 09:41	
Toluene-d8 (S)	%	110	80-120	08/04/15 09:41	

Results presented on this page are in the units indicated by the "Units" column except where an alternate unit is presented to the right of the result.

REPORT OF LABORATORY ANALYSIS

This report shall not be reproduced, except in full,
without the written consent of Pace Analytical Services, Inc..

Pace Analytical Services, Inc.
9608 Loiret Blvd.
Lenexa, KS 66219
(913)599-5665

QUALITY CONTROL DATA

Project: Fort Smith, AR
Pace Project No.: 60199670

LABORATORY CONTROL SAMPLE: 1611294

Parameter	Units	Spike Conc.	LCS Result	LCS % Rec	% Rec Limits	Qualifiers
1,1,1-Trichloroethane	ug/L	20	18.1	90	80-120	
1,1,2,2-Tetrachloroethane	ug/L	20	20.2	101	73-121	
1,1,2-Trichloroethane	ug/L	20	19.1	95	80-120	
1,1-Dichloroethane	ug/L	20	18.2	91	80-120	
1,1-Dichloroethene	ug/L	20	18.2	91	80-120	
1,2-Dichloroethane	ug/L	20	18.3	92	81-120	
1,2-Dichloropropane	ug/L	20	17.3	86	80-120	
2-Butanone (MEK)	ug/L	100	88.9	89	67-122	
2-Hexanone	ug/L	100	105	105	75-121	
4-Methyl-2-pentanone (MIBK)	ug/L	100	94.5	94	76-120	
Acetone	ug/L	100	86.6	87	72-120	
Benzene	ug/L	20	18.0	90	80-120	
Bromodichloromethane	ug/L	20	18.9	94	80-120	
Bromoform	ug/L	20	21.6	108	73-138	
Bromomethane	ug/L	20	19.9	100	38-137	
Carbon disulfide	ug/L	20	16.9	84	71-129	
Carbon tetrachloride	ug/L	20	18.2	91	67-146	
Chlorobenzene	ug/L	20	20.3	101	80-120	
Chloroethane	ug/L	20	16.0	80	76-120	
Chloroform	ug/L	20	17.1	85	80-120	
Chloromethane	ug/L	20	14.8	74	34-165	
cis-1,2-Dichloroethene	ug/L	20	17.5	87	80-120	
cis-1,3-Dichloropropene	ug/L	20	18.5	92	80-120	
Dibromochloromethane	ug/L	20	20.9	105	80-126	
Ethylbenzene	ug/L	20	20.0	100	80-120	
Methylene chloride	ug/L	20	16.5	83	80-120	
Styrene	ug/L	20	21.0	105	80-123	
Tetrachloroethene	ug/L	20	20.5	102	80-123	
Toluene	ug/L	20	20.2	101	80-120	
trans-1,2-Dichloroethene	ug/L	20	16.5	82	80-120	
trans-1,3-Dichloropropene	ug/L	20	21.0	105	80-129	
Trichloroethene	ug/L	20	17.3	86	80-120	
Vinyl chloride	ug/L	20	17.2	86	62-125	
Xylene (Total)	ug/L	60	62.2	104	80-120	
1,2-Dichloroethane-d4 (S)	%			105	80-120	
4-Bromofluorobenzene (S)	%			96	80-120	
Toluene-d8 (S)	%			106	80-120	

Results presented on this page are in the units indicated by the "Units" column except where an alternate unit is presented to the right of the result.

REPORT OF LABORATORY ANALYSIS

This report shall not be reproduced, except in full,
without the written consent of Pace Analytical Services, Inc..

Pace Analytical Services, Inc.
9608 Loiret Blvd.
Lenexa, KS 66219
(913)599-5665

QUALIFIERS

Project: Fort Smith, AR
Pace Project No.: 60199670

DEFINITIONS

DF - Dilution Factor, if reported, represents the factor applied to the reported data due to dilution of the sample aliquot.

ND - Not Detected at or above adjusted reporting limit.

J - Estimated concentration above the adjusted method detection limit and below the adjusted reporting limit.

MDL - Adjusted Method Detection Limit.

PQL - Practical Quantitation Limit.

RL - Reporting Limit.

S - Surrogate

1,2-Diphenylhydrazine decomposes to and cannot be separated from Azobenzene using Method 8270. The result for each analyte is a combined concentration.

Consistent with EPA guidelines, unrounded data are displayed and have been used to calculate % recovery and RPD values.

LCS(D) - Laboratory Control Sample (Duplicate)

MS(D) - Matrix Spike (Duplicate)

DUP - Sample Duplicate

RPD - Relative Percent Difference

NC - Not Calculable.

SG - Silica Gel - Clean-Up

U - Indicates the compound was analyzed for, but not detected.

N-Nitrosodiphenylamine decomposes and cannot be separated from Diphenylamine using Method 8270. The result reported for each analyte is a combined concentration.

Pace Analytical is TNI accredited. Contact your Pace PM for the current list of accredited analytes.

TNI - The NELAC Institute.

BATCH QUALIFIERS

Batch: MSV/70990

[BF] Batch extracted by separatory funnel extraction.

ANALYTE QUALIFIERS

HS Results are from sample aliquot taken from VOA vial with headspace (air bubble greater than 6 mm diameter).

This report shall not be reproduced, except in full,
without the written consent of Pace Analytical Services, Inc..

Pace Analytical Services, Inc.
9608 Loiret Blvd.
Lenexa, KS 66219
(913)599-5665

QUALITY CONTROL DATA CROSS REFERENCE TABLE

Project: Fort Smith, AR
Pace Project No.: 60199670

Lab ID	Sample ID	QC Batch Method	QC Batch	Analytical Method	Analytical Batch
60199670001	**VP-08-201507**	EPA 5030B/8260	MSV/70990		

This report shall not be reproduced, except in full,
without the written consent of Pace Analytical Services, Inc..

Pace Analytical
www.pacelabs.com

Sample Condition Upon Receipt

WO# : 60199670

60199670

Client Name: Environ

Optional
Proj Due Date:
Proj Name:

Courier: FedEx ☐ UPS ☐ VIA ☐ Clay ☐ PEX ☐ ECI ☐ Pace ☐ Other ☐ Client ☑

Tracking #: _____ Pace Shipping Label Used? Yes ☐ No ☑

Custody Seal on Cooler/Box Present: Yes ☐ No ☑ Seals intact: Yes ☐ No ☑

Packing Material: Bubble Wrap ☐ Bubble Bags ☐ Foam ☑ None ☐ Other ☐

Thermometer Used: CF +1.4 / CF -0.5 T-239 / T-262 **Type of Ice:** Wet Blue None (circle one) ☐ Samples received on ice, cooling process has begun.

Cooler Temperature: 5.0

Date and initials of person examining contents: pv 7/31/15

Temperature should be above freezing to 6°C

Chain of Custody present:	☑Yes ☐No ☐N/A	1.
Chain of Custody filled out:	☑Yes ☐No ☐N/A	2.
Chain of Custody relinquished:	☑Yes ☐No ☐N/A	3.
Sampler name & signature on COC:	☑Yes ☐No ☐N/A	4.
Samples arrived within holding time:	☑Yes ☐No ☐N/A	5.
Short Hold Time analyses (<72hr):	☐Yes ☑No ☐N/A	6.
Rush Turn Around Time requested:	☐Yes ☑No ☐N/A	7.
Sufficient volume:	☑Yes ☐No ☐N/A	8.
Correct containers used:	☑Yes ☐No ☐N/A	
Pace containers used:	☑Yes ☐No ☐N/A	9.
Containers intact:	☑Yes ☐No ☐N/A	10.
Unpreserved 5035A soils frozen w/in 48hrs?	☐Yes ☐No ☑N/A	11.
Filtered volume received for dissolved tests?	☐Yes ☐No ☑N/A	12.
Sample labels match COC:	☑Yes ☐No ☐N/A	
Includes date/time/ID/analyses Matrix: WT		13.
All containers needing preservation have been checked.	☐Yes ☐No ☑N/A	
All containers needing preservation are found to be in compliance with EPA recommendation.	☐Yes ☐No ☑N/A	14.
Exceptions: VOA, Coliform, O&G, WI-DRO (water)	☑Yes ☐No	Initial when completed / Lot # of added preservative
Trip Blank present:	☐Yes ☑No ☐N/A	
Pace Trip Blank lot # (if purchased):		15.
Headspace in VOA vials (>6mm): pv 7/31/15	☑Yes ☐No ☐N/A	3 of 3 D6014 - VP-08-201507 16.
Project sampled in USDA Regulated Area:	☐Yes ☐No ☑N/A	17. List State:
Additional labels attached to 5035A vials in the field?	☐Yes ☐No ☑N/A	18.

Client Notification/ Resolution: Copy COC to Client? Y / (N) Field Data Required? Y / (N)

Person Contacted: _____ Date/Time: _____

Comments/ Resolution: Per Wendy proceed w/ analysis on samples w/ headspace. CMC 07/31/15

Project Manager Review: CMC Date: 08/03/15

Pace Analytical
www.pacelabs.com

CHAIN-OF-CUSTODY / Analytical Request Document

The Chain-of-Custody is a LEGAL DOCUMENT. All relevant fields must be completed accurately.

Page: 1 of 1

Section A Required Client Information:

Company:	Environ
Address:	7500 College Blvd., Ste. 925
	Overland Park, KS 66210
Email To:	wstonestreet@environcorp.com
Phone: 913-553-5926	Fax:
Requested Due Date/TAT:	

Section B Required Project Information:

Report To:	Wendy Stonestreet
Copy To:	Tamara Gleason
	tgleason@environcorp.com
Purchase Order No.:	
Project Name:	Fort Smith, AR
Project Number:	

Section C Invoice Information:

Attention:	Tamara Gleason
Company Name:	
Address:	
Pace Quote Reference:	
Pace Project Manager:	MJ Walls
Pace Profile #:	7444 water, 7709 soil

REGULATORY AGENCY

☐ NPDES ☐ GROUND WATER ☐ DRINKING WATER
☐ UST ☐ RCRA ☒ OTHER ADEQ

Site Location STATE: AR

Section D Required Client Information

SAMPLE ID
(A-Z, 0-9 / ,-)
Sample IDs MUST BE UNIQUE

Valid Matrix Codes

MATRIX	CODE
DRINKING WATER	DW
WATER	WT
WASTE WATER	WW
PRODUCT	P
SOIL/SOLID	SL
OIL	OL
WIPE	WP
AIR	AR
OTHER	OT
TISSUE	TS

ITEM #	SAMPLE ID	MATRIX CODE (see valid codes to left)	SAMPLE TYPE (G=GRAB C=COMP)	COLLECTED COMPOSITE START DATE	COLLECTED COMPOSITE START TIME	COLLECTED COMPOSITE END/GRAB DATE	COLLECTED COMPOSITE END/GRAB TIME	SAMPLE TEMP AT COLLECTION	# OF CONTAINERS	Preservatives: Unpreserved	H_2SO_4	HNO_3	HCl	NaOH	$Na_2S_2O_3$	Methanol	Other	Analysis Test Y/N	Analysis Test: 8260 client specific list	Residual Chlorine (Y/N)	Pace Project No./ Lab I.D.
1	VP-08-201507	WT	G	7/30/15	1101				3				X					X			30G9H 01
2																					
3																					
4																					
5																					
6																					
7																					
8																					
9																					
10																					
11																					
12																					

Requested Analysis Filtered (Y/N)

6.199670

ADDITIONAL COMMENTS	RELINQUISHED BY / AFFILIATION	DATE	TIME	ACCEPTED BY / AFFILIATION	DATE	TIME	SAMPLE CONDITIONS: Temp in °C	Received on Ice (Y/N)	Custody Sealed Cooler (Y/N)	Samples Intact (Y/N)
	Wendy Stonestreet/RE	7/31/15	0410		7/31/15	0041	5.0	Y	N	Y

SAMPLER NAME AND SIGNATURE

PRINT Name of SAMPLER: Wendy Stonestreet

SIGNATURE of SAMPLER: Wendy Stonestreet DATE Signed (MM/DD/YY): 7/31/15

*Important Note: By signing this form you are accepting Pace's NET 30 day payment terms and agreeing to late charges of 1.5% per month for any invoices not paid within 30 days.

2655 Park Center Dr., Suite A
Simi Valley, CA 93065
T: +1 805 526 7161
F: +1 805 526 7270
www.alsglobal.com

LABORATORY REPORT

August 19, 2015

Wendy Stonestreet
Environ International Corporation
7500 College Boulevard, Suite 925
Overland Park, KS 66210

RE: 3rd Quarter Whirlpool Vapor Mon.

Dear Wendy:

Enclosed are the results of the sample submitted to our laboratory on August 5, 2015. For your reference, this analysis has been assigned our service request number P1503194.

All analyses were performed according to our laboratory's NELAP and DoD-ELAP-approved quality assurance program. The test results meet requirements of the current NELAP and DoD-ELAP standards, where applicable, and except as noted in the laboratory case narrative provided. For a specific list of NELAP and DoD-ELAP-accredited analytes, refer to the certifications section at www.alsglobal.com. Results are intended to be considered in their entirety and apply only to the samples analyzed and reported herein.

If you have any questions, please call me at (805) 526-7161.

Respectfully submitted,

ALS | Environmental

By Sue Anderson at 10:46 am, Aug 19, 2015

For Kelly Horiuchi
Laboratory Director

2655 Park Center Dr., Suite A
Simi Valley, CA 93065
T: +1 805 526 7161
F: +1 805 526 7270
www.alsglobal.com

Client: Environ International Corporation
Project: 3rd Quarter Whirlpool Vapor Mon.

Service Request No: P1503194

CASE NARRATIVE

The sample was received intact under chain of custody on August 5, 2015 and was stored in accordance with the analytical method requirements. Please refer to the sample acceptance check form for additional information. The results reported herein are applicable only to the condition of the sample at the time of sample receipt.

Volatile Organic Compound Analysis

The sample was analyzed in SIM mode for volatile organic compounds in accordance with EPA Method TO-15 from the Compendium of Methods for the Determination of Toxic Organic Compounds in Ambient Air, Second Edition (EPA/625/R-96/010b), January, 1999. This procedure is described in laboratory SOP VOA-TO15. The analytical system was comprised of a gas chromatograph / mass spectrometer (GC/MS) interfaced to a whole-air preconcentrator. This method is included on the laboratory's NELAP and DoD-ELAP scope of accreditation, however it is not part of the AIHA-LAP accreditation. Any analytes flagged with an X are not included on the NELAP or DoD-ELAP accreditation.

The upper surrogate control criterion for Toluene-d8 was exceeded in sample VP-07-201507 (P1503194-001) due to matrix interference. The presence of non-target background components prevented adequate resolution of the surrogate; therefore, accurate quantitation was not possible. Since the internal standard recovery met the method criteria and the target analytes and surrogate recoveries for the associated QC were acceptable; the data quality has not been affected. The associated data has been flagged with the appropriate data qualifiers. No further corrective action was appropriate.

The canister was cleaned, prior to sampling, down to the method reporting limit (MRL) reported for this project. Please note, projects which require reporting below the MRL could have results between the MRL and method detection limit (MDL) that are biased high.

The results of analyses are given in the attached laboratory report. All results are intended to be considered in their entirety, and ALS Environmental (ALS) is not responsible for utilization of less than the complete report.

Use of ALS Environmental (ALS)'s Name. Client shall not use ALS's name or trademark in any marketing or reporting materials, press releases or in any other manner ("Materials") whatsoever and shall not attribute to ALS any test result, tolerance or specification derived from ALS's data ("Attribution") without ALS's prior written consent, which may be withheld by ALS for any reason in its sole discretion. To request ALS's consent, Client shall provide copies of the proposed Materials or Attribution and describe in writing Client's proposed use of such Materials or Attribution. If ALS has not provided written approval of the Materials or Attribution within ten (10) days of receipt from Client, Client's request to use ALS's name or trademark in any Materials or Attribution shall be deemed denied. ALS may, in its discretion, reasonably charge Client for its time in reviewing Materials or Attribution requests. Client acknowledges and agrees that the unauthorized use of ALS's name or trademark may cause ALS to incur irreparable harm for which the recovery of money damages will be inadequate. Accordingly, Client acknowledges and agrees that a violation shall justify preliminary injunctive relief. For questions contact the laboratory.

2655 Park Center Dr., Suite A
Simi Valley, CA 93065
T: +1 805 526 7161
F: +1 805 526 7270
www.alsglobal.com

ALS Environmental – Simi Valley

CERTIFICATIONS, ACCREDITATIONS, AND REGISTRATIONS

Agency	Web Site	Number
AIHA	http://www.aihaaccreditedlabs.org	101661
Arizona DHS	http://www.azdhs.gov/lab/license/env.htm	AZ0694
DoD ELAP	http://www.pjlabs.com/search-accredited-labs	L14-2
Florida DOH (NELAP)	http://www.doh.state.fl.us/lab/EnvLabCert/WaterCert.htm	E871020
Maine DHHS	http://www.maine.gov/dhhs/mecdc/environmental-health/water/dwp-services/labcert/labcert.htm	2014025
Minnesota DOH (NELAP)	http://www.health.state.mn.us/accreditation	876241
New Jersey DEP (NELAP)	http://www.nj.gov/dep/oqa/	CA009
New York DOH (NELAP)	http://www.wadsworth.org/labcert/elap/elap.html	11221
Oregon PHD (NELAP)	http://public.health.oregon.gov/LaboratoryServices/EnvironmentalLaboratoryAccreditation/Pages/index.aspx	4068-001
Pennsylvania DEP	http://www.depweb.state.pa.us/labs	68-03307 (Registration)
Texas CEQ (NELAP)	http://www.tceq.texas.gov/field/qa/env_lab_accreditation.html	T104704413-15-6
Utah DOH (NELAP)	http://www.health.utah.gov/lab/labimp/certification/index.html	CA016272015-5
Washington DOE	http://www.ecy.wa.gov/programs/eap/labs/lab-accreditation.html	C946

Analyses were performed according to our laboratory's NELAP and DoD-ELAP approved quality assurance program. A complete listing of specific NELAP and DoD-ELAP certified analytes can be found in the certifications section at www.alsglobal.com, or at the accreditation body's website.

Each of the certifications listed above have an explicit Scope of Accreditation that applies to specific matrices/methods/analytes; therefore, please contact the laboratory for information corresponding to a particular certification.

ALS ENVIRONMENTAL

DETAIL SUMMARY REPORT

Client: Environ International Corporation Service Request: P1503194

Project ID: 3rd Quarter Whirlpool Vapor Mon.

Date Received: 8/5/2015

Time Received: 08:45

Client Sample ID	Lab Code	Matrix	Date Collected	Time Collected	Container ID	Pi1 (psig)	Pf1 (psig)	TO-15 - VOC SIM	NA - Return B-QC Can
VP-07-201507	P1503194-001	Air	7/30/2015	16:15	AC00399	-2.03	3.55	X	

Air - Chain of Custody Record & Analytical Service Request

2655 Park Center Drive, Suite A
Simi Valley, California 93065
Phone (805) 526-7161
Fax (805) 526-7270

Requested Turnaround Time in Business Days (Surcharges) please circle
1 Day (100%) 2 Day (75%) 3 Day (50%) 4 Day (35%) 5 Day (25%) 10-Day-Standard

ALS Project No P1503194

Company Name & Address (Reporting Information)
Ramboll ENVIRON
7500 College Blvd Ste 925
Overland Park, KS 66210

Project Name
3rd Quarter Whirlpool Vapor Mon.

Project Number

ALS Contact:

Project Manager
Tamara Gleason

P.O. # / Billing Information
tgleason@environcorp.com

Phone
913-353-5926

Fax
—

Email Address for Result Reporting
wstonestreet@environcorp.com

Sampler (Print & Sign)
Wendy Stonestreet / Wendy Stonestreet

Client Sample ID	Laboratory ID Number	Date Collected	Time Collected	Canister ID (Bar code # - AC, SC, etc.)	Flow Controller ID (Bar code # - FC #)	Canister Start Pressure "Hg	Canister End Pressure "Hg/psig	Sample Volume	Analysis Method: TO-15 Client Specific List		Comments e.g. Actual Preservative or specific instructions
VP-07-201507	01	7/30/15	1615	AC00399	0A01857	-30	-4		X		

Report Tier Levels - please select

Tier I - Results (Default in not specified) ____
Tier II (Results + QC Summaries) X
Tier III (Results + QC & Calibration Summaries) ____
Tier IV (Date Validation Package) 10% Surcharge ____

EDD required (YES) No
Type: Equis Units: ____

Chain of Custody Seal: (Circle)
INTACT BROKEN ABSENT

Project Requirements (MRLs, QAPP)

Relinquished by: (Signature)	Date:	Time:	Received by: (Signature)	Date:	Time:
Wendy Stonestreet	7/31/15	800			
Relinquished by: (Signature)	Date:	Time:	Received by: (Signature)	Date:	Time:
			K. Kemp	8/5/15	0845

Cooler / Blank Temperature ____°C

5 of 10

ALS Environmental
Sample Acceptance Check Form

Client: Environ International Corporation Work order: P1503194

Project: 3rd Quarter Whirlpool Vapor Mon.

Sample(s) received on: 8/5/15 Date opened: 8/5/15 by: KKELPE

Note: This form is used for all samples received by ALS. The use of this form for custody seals is strictly meant to indicate presence/absence and not as an indication of compliance or nonconformity. Thermal preservation and pH will only be evaluated either at the request of the client and/or as required by the method/SOP.

		Yes	No	N/A
1	Were **sample containers** properly marked with client sample ID?	☒	☐	☐
2	Container(s) **supplied by ALS**?	☒	☐	☐
3	Did **sample containers** arrive in good condition?	☒	☐	☐
4	Were **chain-of-custody** papers used and filled out?	☒	☐	☐
5	Did **sample container labels** and/or tags agree with custody papers?	☒	☐	☐
6	Was **sample volume** received adequate for analysis?	☒	☐	☐
7	Are samples within specified holding times?	☒	☐	☐
8	Was proper **temperature** (thermal preservation) of cooler at receipt adhered to?	☐	☐	☒
9	Was a **trip blank** received?	☐	☒	☐
10	Were **custody seals** on outside of cooler/Box?	☐	☒	☐
	Location of seal(s)? _____ Sealing Lid?	☐	☐	☒
	Were signature and date included?	☐	☐	☒
	Were seals intact?	☐	☐	☒
	Were custody seals on outside of sample container?	☐	☒	☐
	Location of seal(s)? _____ Sealing Lid?	☐	☐	☒
	Were signature and date included?	☐	☐	☒
	Were seals intact?	☐	☐	☒
11	Do containers have appropriate **preservation**, according to method/SOP or Client specified information?	☐	☐	☒
	Is there a client indication that the submitted samples are **pH** preserved?	☐	☐	☒
	Were **VOA vials** checked for presence/absence of air bubbles?	☐	☐	☒
	Does the client/method/SOP require that the analyst check the sample pH and if necessary alter it?	☐	☐	☒
12	**Tubes:** Are the tubes capped and intact?	☐	☐	☒
	Do they contain moisture?	☐	☐	☒
13	**Badges:** Are the badges properly capped and intact?	☐	☐	☒
	Are dual bed badges separated and individually capped and intact?	☐	☐	☒

Lab Sample ID	Container Description	Required pH *	Received pH	Adjusted pH	VOA Headspace (Presence/Absence)	Receipt / Preservation Comments
P1503194-001.01	6.0 L Ambient Can					

Explain any discrepancies: (include lab sample ID numbers): _____

RSK - MEEPP, HCL (pH<2); RSK - CO2, (pH 5-8); Sulfur (pH>4)

ALS ENVIRONMENTAL

RESULTS OF ANALYSIS

Client: **Environ International Corporation**
Client Sample ID: **VP-07-201507** ALS Project ID: P1503194
Client Project ID: **3rd Quarter Whirlpool Vapor Mon.** ALS Sample ID: P1503194-001

Test Code: EPA TO-15 SIM Date Collected: 7/30/15
Instrument ID: Tekmar AUTOCAN/Agilent 5973N/HP6890A/MS19 Date Received: 8/5/15
Analyst: Wida Ang Date Analyzed: 8/17/15
Sample Type: 6.0 L Summa Canister Volume(s) Analyzed: 0.50 Liter(s)
Test Notes:
Container ID: AC00399
Initial Pressure (psig): -2.03 Final Pressure (psig): 3.55

Canister Dilution Factor: 1.44

CAS #	Compound	Result µg/m³	MRL µg/m³	Result ppbV	MRL ppbV	Data Qualifier
75-01-4	Vinyl Chloride	**7.0**	0.072	**2.7**	0.028	
75-35-4	1,1-Dichloroethene	**3.5**	0.072	**0.89**	0.018	
156-60-5	trans-1,2-Dichloroethene	**0.78**	0.072	**0.20**	0.018	
75-34-3	1,1-Dichloroethane	**2.2**	0.072	**0.55**	0.018	
156-59-2	cis-1,2-Dichloroethene	**0.34**	0.072	**0.087**	0.018	
107-06-2	1,2-Dichloroethane	**1.2**	0.072	**0.29**	0.018	
71-55-6	1,1,1-Trichloroethane	ND	0.072	ND	0.013	
79-01-6	Trichloroethene	**4.2**	0.072	**0.78**	0.013	
127-18-4	Tetrachloroethene	**0.94**	0.072	**0.14**	0.011	

ND = Compound was analyzed for, but not detected above the laboratory reporting limit.
MRL = Method Reporting Limit - The minimum quantity of a target analyte that can be confidently determined by the referenced method.

ALS ENVIRONMENTAL

RESULTS OF ANALYSIS

Client: **Environ International Corporation**
Client Sample ID: **Method Blank** ALS Project ID: P1503194
Client Project ID: **3rd Quarter Whirlpool Vapor Mon.** ALS Sample ID: P150817-MB

Test Code: EPA TO-15 SIM Date Collected: NA
Instrument ID: Tekmar AUTOCAN/Agilent 5973N/HP6890A/MS19 Date Received: NA
Analyst: Wida Ang Date Analyzed: 8/17/15
Sample Type: 6.0 L Summa Canister Volume(s) Analyzed: 1.00 Liter(s)
Test Notes:

Canister Dilution Factor: 1.00

CAS #	Compound	Result µg/m³	MRL µg/m³	Result ppbV	MRL ppbV	Data Qualifier
75-01-4	Vinyl Chloride	ND	0.025	ND	0.0098	
75-35-4	1,1-Dichloroethene	ND	0.025	ND	0.0063	
156-60-5	trans-1,2-Dichloroethene	ND	0.025	ND	0.0063	
75-34-3	1,1-Dichloroethane	ND	0.025	ND	0.0062	
156-59-2	cis-1,2-Dichloroethene	ND	0.025	ND	0.0063	
107-06-2	1,2-Dichloroethane	ND	0.025	ND	0.0062	
71-55-6	1,1,1-Trichloroethane	ND	0.025	ND	0.0046	
79-01-6	Trichloroethene	ND	0.025	ND	0.0047	
127-18-4	Tetrachloroethene	ND	0.025	ND	0.0037	

ND = Compound was analyzed for, but not detected above the laboratory reporting limit.
MRL = Method Reporting Limit - The minimum quantity of a target analyte that can be confidently determined by the referenced method.

ALS ENVIRONMENTAL

SURROGATE SPIKE RECOVERY RESULTS

Client: **Environ International Corporation**
Client Project ID: **3rd Quarter Whirlpool Vapor Mon.** ALS Project ID: P1503194

Test Code: EPA TO-15 SIM
Instrument ID: Tekmar AUTOCAN/Agilent 5973N/HP6890A/MS19 Date(s) Collected: 7/30/15
Analyst: Wida Ang Date(s) Received: 8/5/15
Sample Type: 6.0 L Summa Canister(s) Date(s) Analyzed: 8/17/15
Test Notes:

Client Sample ID	ALS Sample ID	1,2-Dichloroethane-d4 % Recovered	Toluene-d8 % Recovered	Bromofluorobenzene % Recovered	Acceptance Limits	Data Qualifier
Method Blank	P150817-MB	**100**	**104**	**106**	70-130	
Lab Control Sample	P150817-LCS	**100**	**100**	**111**	70-130	
VP-07-201507	P1503194-001	**101**	**161**	**99**	70-130	**S**

Surrogate percent recovery is verified and accepted based on the on-column result.
Reported results are shown in concentration units and as a result of the calculation, may vary slightly from the on-column percent recovery.
S = Surrogate recovery not within specified limits.

ALS ENVIRONMENTAL

LABORATORY CONTROL SAMPLE SUMMARY

Client: **Environ International Corporation**
Client Sample ID: **Lab Control Sample** ALS Project ID: P1503194
Client Project ID: **3rd Quarter Whirlpool Vapor Mon.** ALS Sample ID: P150817-LCS

Test Code: EPA TO-15 SIM Date Collected: NA
Instrument ID: Tekmar AUTOCAN/Agilent 5973N/HP6890A/MS19 Date Received: NA
Analyst: Wida Ang Date Analyzed: 8/17/15
Sample Type: 6.0 L Summa Canister Volume(s) Analyzed: 0.125 Liter(s)
Test Notes:

CAS #	Compound	Spike Amount µg/m³	**Result µg/m³**	**% Recovery**	ALS Acceptance Limits	**Data Qualifier**
75-01-4	Vinyl Chloride	4.00	**3.02**	**76**	64-118	
75-35-4	1,1-Dichloroethene	4.32	**3.72**	**86**	72-113	
156-60-5	trans-1,2-Dichloroethene	4.20	**3.22**	**77**	70-115	
75-34-3	1,1-Dichloroethane	4.24	**3.47**	**82**	66-117	
156-59-2	cis-1,2-Dichloroethene	4.36	**3.48**	**80**	72-115	
107-06-2	1,2-Dichloroethane	4.28	**3.52**	**82**	64-116	
71-55-6	1,1,1-Trichloroethane	4.20	**3.32**	**79**	69-113	
79-01-6	Trichloroethene	4.32	**3.28**	**76**	70-112	
127-18-4	Tetrachloroethene	4.04	**3.31**	**82**	67-114	

Laboratory Control Sample percent recovery is verified and accepted based on the on-column result.
Reported results are shown in concentration units and as a result of the calculation, may vary slightly.

Appendix B
Boring Logs, Field Notes and Weather Data for June and July 2015

RAMBOLL ENVIRON

1807 Park 270 Drive Suite 320, St. Louis, MO 63146

Site ID: VP-15		Date(s): **6/29/2015**	
Location: **Fort Smith, Arkansas**			
Logged By: **N. Zurweller**		Checked By:	
Contractor: **Walker-Hill**		Purpose: **Vapor Point**	
Drilling Method: **Sonic**		GS Elevation: **amsl**	TOC Elevation:
Sampling Method: **Hand Auger**		North:	East:
Well Construction:		Borehole Dia.: **10 inches**	Total Depth: **6.0 feet**
Blank Casing: 0.25 Inch I.D. Tubing	0 FT to 5.25 FT	Project Number: **3433244A**	
Screen: Stainless Steel	5.25 FT to 5.75 FT	Project Name: **Whirlpool Corporation**	
Annular Fill: Cement Grout	0 FT to 5 FT	Remarks:	
Cement Grout	0 FT to 3 FT		
Bentonite	3 FT to 5 FT		
Sand	5 FT to 6 FT		

Elevation (ft)	Depth (ft)	Recovery (feet)	Sample No.	PID (ppm)	Graphic Log	USCS Code	Material Description	Vapor Point Construction
				1.7		MH	Topsoil, dark brown, with root hairs, silty, moist	Flush Mount
		6		1.7			Clayey Silt, yellow brown, with red brown mottling, trace black nodules, trace sand, coarse, trace gravel, fine, subrounded, soft, plastic, moist	
	5			1			Clayey Silt, yellow brown, with red brown mottling, trace black nodules, with sand, coarse, with gravel, fine, occasional coarse, subrounded, soft, plastic, wet	
	10							
	15							
	20							
	25							

Report: VAPOR_POINT_MKE; File: WHIRLPOOL_LOGS (JH_EDITS).GPJ; 7/14/15

(cont'd)

95°F Sunny

6/24/15 Whirlpool Fort Smith

1710 MW-40R, MW-41R, & MW-62R tremie cement-bentonite grouted.

1720 Remove tree limbs from Keith property to access MW-62.

1740 Demobilize to side. Drillers preparing frames for well pad installs.

1840 ENVIRON + WHE off-site.



90°F Sunny

6/25/15 Whirlpool Fort Smith

0700 Nick Zurweller (ENVIRON) on-site. WHE already on-site (outside of gate).

0705 Conduct H&S meeting & discuss work.

0750 Mobilize to MW-62

0800 Arrive @ MW-62 Hand clear

0830 Begin advancing MW-62R MW-62 well completed, removed & overdrill.

0920 MW-62R complete @ 20' bgs w/ 5' PVC 2" screen 2' sand, 2' pellets, will grout later. above screen

0935 Mobilize to MW-57

1010 ~~1015~~ Begin hand clearing.

1030 Begin advancing MW-57R ~ 10' SE of MW-57 due to tree + fenceline.

1145 MW-57R set @ ~20' bgs (note possible 3" above 20') w/ 5' PVC 2" screen, 2' sand, 2' pellets, will grout later. above screen

1200 Lunch Break

Rite in the Rain

6/25/15 Whirlpool Fort Smith 90°F Sunny

1220 DTW: 8.70' btoc @ MW-40R
TD: 28.8 btoc @ MW-40R

1240 Begin advancing MW-5GR

1455 MW-5GR complete to 20' bgs, w/ 2' PVC 2" screen, 2' Sand (16.1' bgs), 2' pellets, will grout later. Note drillers missed 20' (drilled to 19') initially, redrilled to 20'.

1500 Demobilize from 5GR & prepare for Vapor point surface casing installation @ north central portion of 1505 Jacobs (Plunkett).

1605 Arrive @ Vapor Point (VP-15)
0-0.5 Topsoil, dark brown, moist, silty, root hairs
0.5-3.0 Clay silt, yellow brn, w/ red brn mottling,
1.7 ppm trace black nodules, trace coarse sand to subrnd gravel (fine), moist (very moist),
1.7 ppm plastic, soft
Water in bottom of boring @ 2.7' bgs, move west ~30'

6/25/15 Whirlpool Fort Smith 90°F Sunny

Vapor point (cont'd) VP-15

Water @ ~3'. Return to ~~original~~ original location
3-5' ~~Sit~~ Clayey silt as above, wet, with
1.0 ppm subrounded gvl (fine) & crs sand, occasional crs gvl

1720 End of Boring
Note: Water in boring

1740 6" PVC Surface casing set to 5' bgs bentonite cement installed in ~~an~~ annular space. Will allow to set.

Drillers (2) grouting while we install surface casing

Demobilize from residential area & prepare for work tomorrow.

1830 All off-site.

Note: Grout MW57 in place ~ top 5' of well removed. MW56 broke (was already broke prior to removing ~2' bgs)

Rite in the Rain

90°F Sunny

6/28/15 Whirlpool Fort Smith

1500 Nick Zurweller + WRE on-site. Conduct tbt meeting + discuss work.

Mobilize to MW-182 to complete.

1515 1700 Cement-Bentonite tremie grout complete + well pad installed prepare for work tomorrow.

Demobilize from MW-182

1810 off-site



90°F Sunny

6/29/15 Whirlpool Fort Smith

0650 Nick Zurweller + WRE on-site.

0705 Aaron Hachmann on-site (ENVIRON). Conduct tbt meeting + discuss work.

0745 Mobilize to MW-39

0815 Arrive @ MW-39R.

0820 Begin advancing Post hole dagger for ~5' @ ~10' NE of MW-39

0950 MW-39R advanced to ~29.5' bgs w/ 5' PVC 2" screen, 2' sand, 2' pellets. Will grout later ~ 50 gal used. Demobilize from MW-39R.

0945 Purge ~ 2 gal water from VR-15. Dry. Bottom visible

0955 Slight recharge. Bottom under water.

1022 Begin advancing VR-15 w/ 4" (~4.75" bit) inside of surface casing.

Lunch break

1215 Return from lunch

Rite in the Rain.

85°F sunny

6/29/15 Whirlpool Fort Smith

VP-15 5-6' see 3-5', moist to very moist.

1235 Set VP-15 to ~5.75' bgs (6' TD), 1' sand (~0.25 above & below screen (~6" screen), 2' bentonite pellets (unhydrated) 3/16 ID x 5/16 OD LDPE tubing to surface.

Mobilize to MW-55

1245 Begin advancing MW-55R (overdrill)

1335 MW-55R complete to ~21' bgs w/ 2' PVC 2" screen, 2' sand above screen, 2' pellets, will grout later. Begin demobilizing.

1430 Arrive @ MW-58. Off-set MW-58R ~7' SE of MW-58.

1455 Begin advancing MW-58R after hand clearance.

1600 MW-58R set to ~19' bgs, w 5' PVC 2" screen, sand to ~12' bgs, pellets to ~10' bgs, will grout later. ~150 gal water used.

85°F sunny

6/29/15 Whirlpool Fort Smith

1620 Demobilize back to site. Prepare to grout.

1800 Grouting complete. Demobilize back to site & prepare for work tomorrow.

Note: only top ~4' removed from MW-58. Grout in place.

1905 All off-site



Rite in the Rain.

6/30/15 Whirlpool Fort Smith 85°F Sunny

MW-34R (control)
27-28' Clays, silt, red brn, dry, hard, laminated, w/ weathered shale 27.5-28'
0 ppm
28-28.5' Shale, very dark gray, dry, hard laminated
0.4 ppm
1420 End of Boring
1440 Set MW-34 to 28.5' bgs w/ 7' PVC 2" screen to 21.5', sand to 19.5', pellets to 17.5', will grout later
Demobilize from MW-34R
1500 Prepare to grout
1600 MW-39 ~2' riser removed grout/abandon in place
1610 Grouting complete
1630 Prepare to install pads (frames)
1800 Pad frames installed
1840 All off-site



7/1/15 Whirlpool Fort Smith
0700 Nick Zurmeller (ENVIRON) & WHE on-site
0705 Aaron Hachman on-site (ENVIRON) Conduct H&S meeting & discuss work.
0750 Begin mobilizing to MW-67
0805 Arrive @ MW-67. Hand clear first ~5'. Note well was previously sealed w/ bentonite (no grout). Pulled entire well casing. Damage observed @ bottom of well @ well cap. ~~Friction~~ N2 Cone @ bottom loose.
0905 MW-67R installed to ~17' bgs w/ 5' PVC 2" screen, ~~092~~ Dr 2' sand above, 2' pellets, will grout later.
0916 Demobilize from MW-67R
0920 Begin well pad installations
0930 Photo document yards
low flow w/ peristaltic pump & tubing
Sample VP-15-GW-20150701 @ 1530
~1550 Aaron Hachman off-site/demobilized

Rite in the Rain

7/1/15 Whirlpool Fort Smith 90° Sunny

~~1900 Brazil~~

1900 Brazil Gas meter

X = Tree

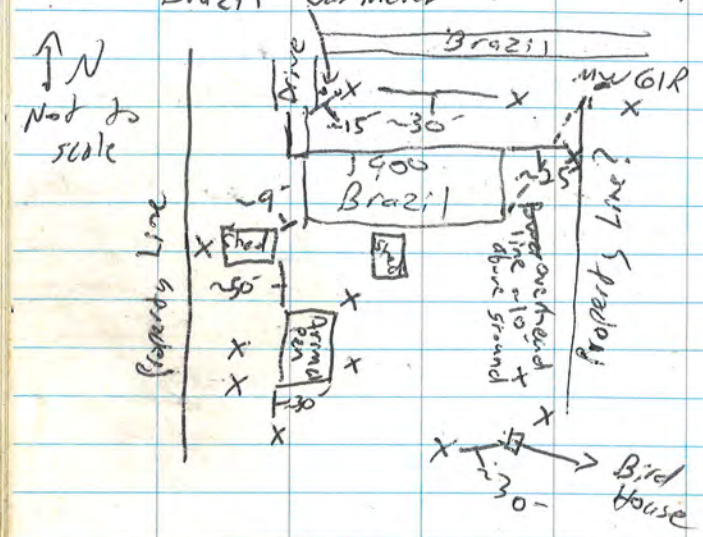

1630 Drillers complete all wells & partfalls, demobilized.

1640 Off-side to relinquish samples (All off-side)

7/2/15 Whirlpool Fort Smith 75°F Rain

0700 Nick Zurweller (ENVIRON) + WHE on-side. Begin demobilization process.

0930 ID w/ relinquish (4 drums & 2 x 250 gal totes of water). Rolloff to be relinquished later

0945 All off-site/ demobilizing

Location Whirlpool 3Q Date 7/20/15

Project / Client Sampling

0630	Arrive onsite
0650	HS meeting heat Stress
	Sunny - 76° - 82% humidity - Calm wind
0708	MW-99 I 6.91 TOC
0718	MW-98 I 11.76 TOC
0726	MW-96 I 8.10 TOC
0731	MW-97 I 9.90 TOC
0740	MW-87 I 10.04 TOC
0748	MW-91 I 8.79 TOC
0811	MW-89 I 7.80 TOC
0820	MW-90 opened
	MW-89 opened
0824	MW-28 opened
0828	MW-27 opened
0830	MW-179 opened
0833	MW-178 opened
0837	MW-83 opened
0838	~~MW-84 opened~~ MW-23 opened
0842	MW-84 opened
0844	MW-24 opened
0846	offsite to drop Rachel L. off to get her car
0925	Backonsite
0930	MW-89 I 7.40 TOC

Location Whirlpool 3Q Date 7/20/15

Project / Client Sampling

0933

MW-90	I 6.04 TOC ~~5.29~~ DS
0934	MW-28 I 5.29 TOC
0937	MW-27 I 10.09 TOC
0939	MW-179 I 3.63 TOC
0942	MW-178 I 3.46 TOC
0945	MW-83 I 10.23 TOC
0947	MW-23 I 10.48 TOC
0949	MW-84 I 10.34 TOC
0952	MW-24 I 11.04 TOC
0955	MW-180 I 13.48 TOC
1015	Help Josh Myers find MW-82
1030	Load equipment
1040	Start calibrating
1140	Calibration complete
1130	Locate MW-180 open - ~~LF~~ MW-179
1140	Lunch
1215	Back onsite
1231	MW-179 I ~~7.43~~ TOC 7.73
1245	Set up on DS, MW-56
1303	Battery dead. Run back onsite to charge battery + find another

Location Whirlpool 3Quarter Date 7/20/15

Project / Client Sampling

1327	Start pump
1405	Sample MW-56
	total purge ~2 gal
1435	Load up car
1450	At boiler building, taking a break from the heat.
1520	Set up on MW-71
1540	Pump start
1627	Sample MW-71
	total purge ~1.0 gal
1700	Head to Boiler room to assist w/ sample packing
1815	offsite

7/20/15

Location Whirlpool 3Quarter Date 7/21/15

Project / Client Sampling

0645	Arrive onsite
0658	Calibration start
0720	Calibration complete
0725	Load vehicle
0730	HS meeting traffic Safety, Weather 74°F, NNW 8, 85% humidity, cloudy
0750	Set up on RW-69
0807	Pump start
0843	Sample RW-69
0900	Load vehicle
0915	Babysit Lucy C. equipment so she can use the restroom
0930	talk to Nick Z to see if they need me to assist on Bost property
0945	Set up on MW-73
1009	Pump start
1047	MW-73 Sample
	Total purge 1.0 gal
~~1010~~ 1110	Load equipment
1124	Back to boiler room
1130	Lunch
~~1205~~ 1200	Back onsite.

Location Whirlpool 3rd Quarter Date 7/21/15

Project / Client Sampling

1205	Set up on [IW-74]
1220	Pump start
1255	Sample [IW-74] VS
	total purge ~1.0 gal
1320	Load vehicle
1340	Head back to boiler room
1345	Set up on [ITMW-9]
1359	Pump start
1433	Sample [ITMW-9]
1450	Load vehicle
1505	dump purge water
1510	Assist Lucy MSE w/ MW-188 and MW-177 VS
~~1520~~ VS	~~putt~~ VS ~~PA~~ VS
1529 VS	Sample MW-181
1531	Attempt to sample MW-171. Have pulled nearly 40 cc so far
1630	MW-171 did not recharge enough to pull a full sample
1635	Check on Lucy MSC. 1645- Equipment Blank EB-
1650	At boiler room to work on car
1840	offsite to drop coolers off @ FedEx. VS

Location Whirlpool 3rd Quarter Date 7/22/15

Project / Client Sampling

Weather: Sprinkling, 76, Calm, 91% humidity

0645	Arrive onsite
0650	Start calibration
0710	Sample VS calibration complete
0715	Load vehicle
0730	HS meeting storm safety
0740	Gauge MW-177, still not enough water to pull @ sample
0750	Set up on [MW-22]
0800	Pump start
0834	Sample [MW-22]
0856	Loaded up vehicle
0905	Head to boiler room
0920	Set up on ITMW-21
0925	tubing not going all the way down went to find a weight
0957	Pumping started w/ tubing weight
1005	DO really high going to recalibrate. Other people are having the same issue
1033	Recalibrated reading lower but still high. VS

82° F
Clear, Sunny

Fort Smith, AR

Whirlpool

7/20/15

0600 - Arrived on site early.
0603 - Tamara House - Knight pulled up. Waiting on Wendy S. to arrive to get into facility.
0605 - Wendy S arrived. Mob. to boiler room.
0615 - Got calibration sheets from Wendy S.
0620 - Collected new site maps & data log sheets.
0630 - Had H & S meeting - covered heat exhaustion.
0640 - Went over schedule for the day.
- Will go with Josh M to gauge wells on Bost Property.
0700 - Loaded equipment in Josh's vehicle.
0701 - Mob to Bost property.
0705 - Started taking lids & plugs off of all Bost wells.
0800 - mob to boiler room to get & decon buckets.
- Also took short water & snack break.

Leg Cross

84°F Clear, Sunny — Whirlpool — Ft. Smith, AR — 7/20/15

0807 - Arrived back at Bost property.
- Will gauge wells.
- Josh M will gauge & I will document.

08:50 - Were unable to find MW-81 & MW-82.
- Map shows duplicate of MW-35-R. There is unknown well in between MW-35-R & MW-79.

09:15 - Completed gauging of all Bost properties outside of MW-81 & MW-82.

09:30 - Mob to boiler for bathroom break & to ask Nick 2 about missing wells.

09:45 - Mob back to Bost Prop.
- MW-82 possibly covered with Soil.

09:51 - Josh M & I labled unlabled well at SE corner of Bost building to MW-81.
- Took DTW also.

09:57 - Will mob back to boiler room to ask about MW-82 being covered with Soil & the unknown

Lucy Cox

88°F Clear, Sunny — Whirlpool — Ft. Smith, AR — 7/20/15

09:57 - well in between MW-79 & MW-35R.

10:05 - We discovered the unmarked well in between MW-35-R & MW-79 is MW-65. We took DTW at 08:56

10:10 - Victoria S went with Josh M to locate MW-82.
- I went with Nick 2 to help him document on-site well DTW.

10:45 - Nick 2 & I completed DTW of remaining on-site wells.
- mob to boiler room to calibrate YSI & load equipment.

10:55 - Began calibrating YSI.
YSI #: 20058

11:30 - Completed calibrating YSI.

11:45 - Left site for lunch & go to Walmart.

13:00 - Arrived back on-site.
- got drinks for ice chest.

13:05 - Mob to MW-40-R.

13:07 - Arrived at well.
- Set up equipment.

Lucy Cox

99°F Sunn Clear — Whirlpool — Ft. Smith, AR — 7/20/15

13:15 - Mob to boiler room to get ~~corne~~ threaded hose barb for flow through cell.
13:25 - Arrived back at MW-40-R.
- Josh M requested Persulfate kit & he was in the process of sampling.
13:30 - Mobilized back to boiler room for Persulfate kit.
13:35 - Arrived back at MW-40-R.
- Gave Josh M persulfate kit & started purging well.
14:30 - Took samples.
- Took ferrous Iron reading.
- Ampule was extremely dark organe.
- Colormetn read '+++' when I ~~plated~~ ran ~~the~~ + test. The manual says that reading means out of range of measurement.
14:50 - Completed taking samples.
- Loaded vehicle with equipment & put cover back on well.
15:10 - Mob next to MW-39-R.

Lucy Cross

99°F Sunny Clear — Whirlpool — Ft. Smith, AR — 7/20/15

15:30 - Arrived at well MW-39-R.
15:35 - Unloaded & set up equipment
- Well already contained tubing; used that instead of cutting new tubing.
15:50 - Began purging water.
- Took flow/mL readings; pump going @ 100 mL/min.
15:55 - Took first reading.
16:35 - Well is stabilized.
16:45 - Took Samples.
- Ferrous Iron read 0.0 but glass ampule was light orange color.
17:05 - Completed sampling.
17:10 - Loaded equipment in vehicle.
17:20 - Mob to boiler room.
17:25 - Arrived at boiler room
- Unloaded equipment & dumped purge water.
17:35 - Helped back ice & pack coolers with samples.
18:00 - Left site; Took Samples to Fed-Ex.
18:30 - Done for day.

Lucy Cross

71° F Cloudy/Rain — Whirlpool, Ft. Smith, AR — 7/21/15

06:30 - Arrived on-site.
06:35 - Began calibrating YSI
- See calibration sheet.
07:30 - Had H & S meeting
- Discussed Traffic Safety.
07:40 - Got sample bottles for wells to purge today:
174 & MW-176, MW-175, MW-176, MW-173, MW-177 & MW-181.
- Only sampling VOCs.
- These wells are shallow with quick draw-down & slow recharge.
- MW-176 & MW-175 get own COC.
- MW-174 & 173 share COC
- MW-177 & 181 share COC.
07:50 - Loaded equipment in vehicle.
08:00 - Had to catch up on field notes.
08:15 - Mob to MW-177 on Whirlpool property.

71° F Cloudy/Rain — Whirlpool, Ft. Smith, AR — 7/21/15

08:20 - Arrived at MW-177.
- Unloaded equipment.
08:30 - Well casing was full of stormwater.
- Drained well casing.
08:35 - Previous tubing present in well; will use instead of cutting new tubing.
08:37 - Began purging
- Measured flow rate
08:43 - Started taking readings.
09:07 - Seeing ~~drawd~~ draw-down & air in line.
09:11 - Well starting to run dry.
- Lots of air in line.
- Pushed tubing down farther into well & increased flow rate to purge remaining water.
09:13 - Well ran dry.
- Will let recharge & come back this afternoon for samples.
09:15 - Mob to boiler room for bathroom break.
- Victoria S watched equipment.

Lucy Cross

76°F Whirlpool
Cloudy Ft. Smith, AR 7/21/15

0930 - Arrived back at MW-177.
0931 - Moved over to MW-181.
- Set up equipment.
- Already tubing in well; will use that instead of cutting new tubing.
0936 - Began taking readings.
- Well is known to have significant draw-down.
09:41 - DTW has already dropped over a foot.
09:45 - Starting to see lots of air in line.
09:48 - ~~Turn~~ Increased flow rate & pushed tubing down to bottom of well to get remaining water.
- Well will run dry.
09:51 - Was able to get one last reading before well ran dry.
- Will come back this afternoon to collect VOC samples.
09:54 - Packed up equipment.
~~09:5~~ 10:00 - Mob to MW-176 on the King property.
- Unloaded equipment.

Lucy Cross

78°F Whirlpool
Cloudy Ft. Smith, AR 7/21/15

10:10 - Began purging.
10:20 - Took flow rate: 100 mL/min.
- Noticed a Sulfur Smell coming from well.
- Water in well casing filled to top; probably storm water.
10:22 - Took first readings.
10:55 - Well stabilized.
11:02 - Took VOC samples.
11:10 - Loaded Vehicle & mob to MW-173 & MW-174 on Scroggins property.
11:20 - Arrived at MW-73 / MW-74.
11:25 - Mob to boiler room for bathroom break.
11:40 - Back at well MW-173.
- Unloaded equipment.
11:47 - Set up equipment & Started purging.
- Took first reading.
- Tubing from previous event still in well; will use this instead of new tubing.
- Water at top of well casing.

Lucy Cross

81°F Whirlpool
Cloudy/Muggy Ft. Smith, AR 7/21/15

11:47 - Water level logs that Wenay S. distributed were incorrect for the TD, correct TD is 5.59ft, not 15.50.
- Unsure what the screen length is.
12:08 - Took last reading before well ran dry.
12:10 - moved equipment to MW-74. Will start purging while MW-73 is recharging & try to take samples after MW-74 is complete.
12:20 - Set up equipment.
- ~~Pre~~ Tubing from previous went still in well; will use that instead of new tubing.
- WL logs are incorrect for TD on MW-74; correct TD is 13.17 ft, not 15.0, unsure of screen length.
12:23 - Took first reading.
13:08 - Well ran dry.
- will try to collect samples later this afternoon.

Lucy Cox

91°F Whirlpool
Cloudy/Muggy Ft. Smith, AR 7/21/15

13:15 - Tried to get samples from MW-73; still dry. Will try again later this afternoon.
13:20 - Loaded equipment up & mob off site for lunch.
13:58 - Arrived at well MW-75, the Winters property.
- Unpacked & set up sampling equipment.
- DTW was at top of well casing.
- Tubing from previous event is still present & will reuse.
14:17 - Took first reading.
- WL logs are incorrect for TD; TD is 14.27, not 15.0.
- Still set tubing 0.5ft above screen, assuming screen is 1 ft.
15:17 - Purged for 1 hr. Could not get well to stabilize.
15:20 - Took samples.
15:25 - Loaded equipment into vehicle.
- Victoria S ~~is~~ sampled MW-181 for me. Took samples at

80°F
Cloudy/Humid
Whirlpool
Ft. Smith, AR
7/21/15

15:29. Still working on MW-177.
1550 - Mob to MW-173 / MW-174.
- Will try & get samples.
16:20 - Collected samples.
16:30 - Moved to MW-173.
- Still no water recharged; will try tomorrow morning.
16:35 - Victoria S was not able to get samples for MW-177. She will attempt tomorrow morning.
16:40 Loaded vehicle with pump & samples.
16:45 - Mob to boiler room.
16:50 - Arrived at boiler room.
- Unloaded vehicle & dumped purge water.
17:00 - Assisted Victoria S in taking equipment blank on her water meter probe.
17:05 - Filled out COCs for shallow wells sampled today.
17:25 - Assisted in packing ice & samples into coolers.

Lucy Cross

82°F
Partly Cloudy
Whirlpool
Ft. Smith, AR
7/21/15

17:35 - Filled out COC for microbial Insights.
18:00 - Continued to help pack coolers & tape them to be shipped.
19:00 - Left site for the day.



Lucy Cross

73°F Whirlpool
Cloudy/Rain Ft. Smith, AR 7/22/15

06:30 - Arrived on-site
06:35 - Began calibrating YSI.
- YSI serial #: 20858
- Turbidity meter: 2020we/5100-5014
06:45 - Unplugged pump battery & noticed a burning smell. nothing looked damaged - will keep eye on today.
07:00 - Barometric pressure today is 29.90 inmg.
07:05 - Completed calibration
- Specific conductance: 1.413
- ORP - 240.0
- PH - 7.00, 4.00, 10.00
- DO - 97.9%
07:08 - loaded vehicle with sampling equipment.
07:15 - Had H & S meeting on Storm Safety.
- Grabbed sample bottles for ITMW-1, ITMW-2, ITMW-11, ITMW-15.
07:20 - Mob to MW-173.
07:40 - Collected samples.
- discarded VOC bottle from

74°F Whirlpool
Cloudy Ft. Smith, AR 7/22/15

yesterday (7/21/2015) because it was partly filled.
- used empty bottle from previous sampling event.
- Victoria S. attempted to get samples from MW-177, but it did not recharge enough overnight.
- Will try again later this week.
07:50 - Mob to on-site well - ITMW-2.
08:03 - Arrived at well.
- Set up sampling equipment.
- ~~Stirred~~ Caused water to be turbid initially due to moving tubing around in well.
0814 - Took first readings - water is cloudy brown.
0824 - Water turbidity is steadily decreasing.
0850 - Collected samples. Phosphorus VOCs no bubbles!
- Ferrous Iron was 0.00 - ampule was clear.
0930 - Completed ITMW-2.
0940 - Dumped purge water.
0943 - Mob to ITMW-1.

Lucy Cross

78°F Whirlpool
C Cloudy Ft. Smith, AR 7/22/15

09:55 - Arrived at ITMW-1.
- Set up sampling equipment
- Tubing left from previous sampling event.
10:02 - Took first reading.
10:27 - Well stabilized.
- Water read -1.30 on turbidity meter twice.
10:35 - Took samples.
11:05 - Completed samples.
- Loaded vehicle with sampling equipment.
11:10 - Went off-site for lunch.
11:40 - Back on-site.
- Mob to ITMW-15.
- Eating lunch before sampling.
11:45 - Done eating.
- Set up sampling equipment.
- Took flow rate ~100 mL/min.
1230 - Took first reading.
1305 - Well stabilized.
- Ferrous Iron reading - 0.0
- Tested for persulfate; 5 drops of purge water since specific conductance

89°F Whirlpool
Sunny Ft. Smith, AR 7/22/15

was so low.
- 5 drops + 25 mLs DI water = 0.0 ppm.
13:30 - Collected samples.
~~14:05~~ 1400 - Dumped purge water.
14~~20~~ 10 - Took bathroom break & heat rest.
1420 ~~1445~~ - Mob to last well, ITMW-11.
- Had to cut tubing & find tube weight.
~~1520~~ - Got tube weight from Nick Z.
~~1540~~ 1435 - Took first reading.
1515 - Well stabilized
1530 - Collected samples
1515 - Tested for persulfate. Used 5 drops purge water since specific conductance was low.
- 5 drops + 25 mLs DI water = 0 ppm.
1600 - Completed sampling.
- Loaded sampling equipment.
- Dumped purge water
1620 - Caught up on field notes.
- Realized I put wrong time on data log & samples for ITMW-11.
- Supposed to be 15:30 sample time!
1650 - Corrected sample time on bottles.

Lucy Cross

89°F Whirlpool
Sunny Ft. Smith, AR 7/22/15

17:00 Unloaded car of Sampling equipment.
17:30 - Helped pack coolers with samples & ice.
18:30 - Left site for the day.

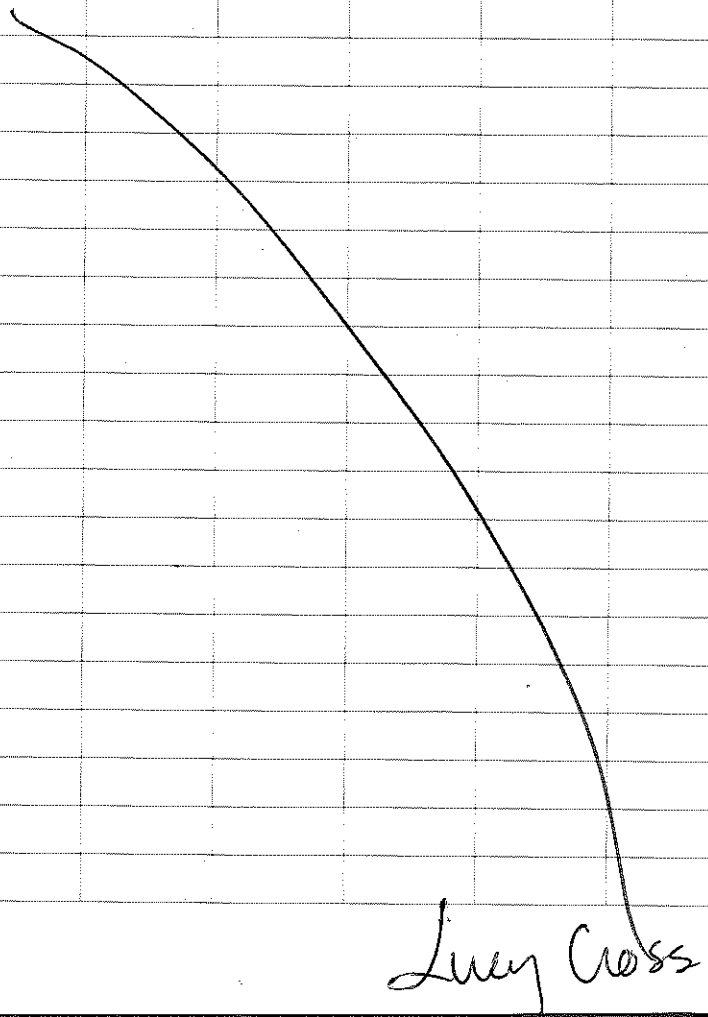

Lucy Cross

78°F Whirlpool
Partly Cloudy Ft. Smith, AR 7/23/15

06:25 - Arrived on site.
06:30 - Began calibrating YSI (#20058).
- Specific Conductance: 1.413
- ORP: 240.0
- PH: 7.0, 4.0, 10.0
- DO: 98%
- Turbidity meter model: 2020we/ 5100-5014.
0705 - Completed calibration.
0710 - Had H & S meeting - discussed Heat Stress & Ticks
0730 - Loaded vehicle with sampling equipment.
0725 - Mobilizing to Whirlpool property to MW-177. This will be third attempt to get VOC samples.
0730 - Arrived at MW-177.
- Set up pump.
0735 - pumped well for 2 mins at high speed. No water came out.
0740 - Took DTW reading: 8.80.
0750 - Mobilized back to site.

Lucy Cross

79°F Whirlpool
Partly Cloudy Ft. Smith, AR 7/23/15
07:50 - Mob to MW-23. Only taking VOC samples.
- Told Wendy S. that MW-177 was still dry. We hope to finish today
- may have to come back next week & take samples while getting vapor point samples.
0810 - Set up sampling equipment.
- Took DTW: 10.42 ft.
0825 - Took first reading.
0850 - Well stabilized; Ferrous Iron - 0.00
0900 - Collected samples.
0910 - Loaded vehicle & mob. to MW-24.
0915 - Arrived at MW-24.
- Set up sampling equipment
- DTW: 11.05
- Measured flow - 100 mL/min
0927 - Took first reading. Showing
0930 - Turbidity meter ~~is reading~~ negative readings.
- Manual says its normal; readings are lower than blank.
0952 - Well stabilized.
- Ferrous Iron. 0.00.

Lucy Cox

82°F Whirlpool
Partly Cloudy ft. smith, AR 7/23/15
1000 - Collected samples.
1010 - Discoved tube weight on existing tubing; collected weight & put existing tubing back in well.
- Did not see any bolts for metal lid.
1013 - ~~Mobilized to MW-84.~~ LC
- Taking bathroom break & collecting Persulfate kit.
1020 - Got persulfate kit from Wendy S.
1030 - Mob to MW-84
- Set up sampling equipment.
- Will be testing for persulfate
1035 - DTW - 10.31.
- measured flow - 100 mL/min.
1043 - Took first reading.
- DO is elevated: 4.16.
1133 - Pump continued to stop at a flow rate of 100mL/min; had to increase rate ~~to 50~~ to 150mL/min
1143 - Well did not stabilize; Purged for 1 hour.
- Ferrous Iron - 0.00

Lucy Cox

80°F Whirlpool
Partly Cloudy Ft. Smith, AR 7/23/15

1150 - Tested for persulfate.
- Specific conductance was in the 8,000s by time purging was complete.
- Used 1 drop purge water with 25 mLs DI water = 4.2 range x 500 = 2,100 ppm.
1158 - Collected samples in 40mL bottles containing ascorbic acid.
1200 - Completed sampling.
1215 - Went off-site for lunch.
1235 - Back on-site.
- Mob to MW-85.
1240 - Set up sampling equipment.
- Cut tubing, used tube weight.
- DTW - 9.21, TD - 27.82
1305 - Took first readings.
- Water slightly turbid - due to applying tubing.
- Josh M taking over MW-86.
1345 - Well stabilized.
1420 - Collected samples.
~~1445~~ - Used ascorbic acids vials. Persulfate = 1,120 ppm (2 drops purge water.)

Lucy Cross

90°F Whirlpool
Sunny Ft. Smith, AR 7/23/15

1445 - Completed sampling well.
- Loaded sampling equipment.
1500 - Mob to boiler room.
- Unloaded vehicle.
1530 - Collected equipment blanks from interface probe.
1545 - Dumped purge water.
- Helped pack ice & samples into coolers.
- made sure all equipment was clean & loaded into Nick 2's car.
- Turned in all paperwork & data loop.
1600 - Left site.

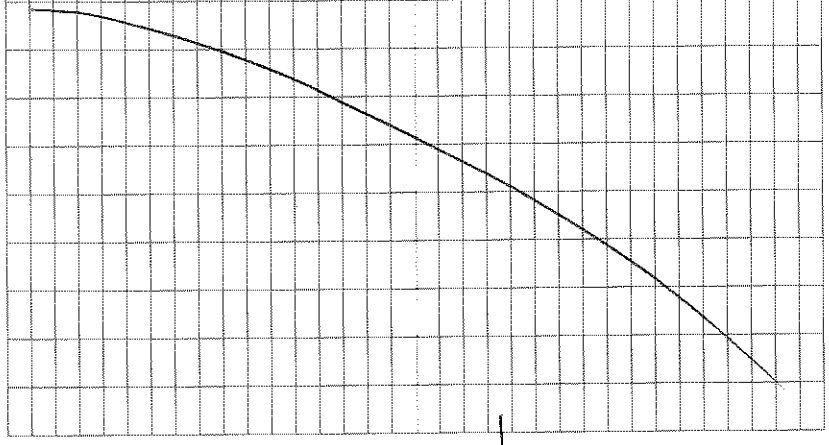

Lucy Cross

14

7/20/15 Whirlpool Fort Smith 75°F Sunny

0620 N. Zurweller + R. LaFore (ENVIRON) on-site. Additional ENVIRON staff. W. Stonestreet. T. House-Knight, J. Myers, V. Sreglen, L. Cross.

0645 Conduct H&S meeting & prepare for gauging.

0720 Begin gauging. Open wells & allow to equilibrate (on-side select wells).

0830 Begin gauging opened wells.

1130 Gauging complete. Prepare to GW sample.

1200 Begin calibrating MSI 650 Serial # 06D2528A6

1240 Calibration complete.

1328 Begin purging MW-68 (see sample log)

1408 End Purge

Sample MW-68-201507 @ 1415

Full List, Clear sample

1500 Begin purging MW-55R (see sample log)

1600 End purge

1605 Sample MW-55R-201507 @ 1605

Full list, Clear sample

15

95°F Sunny

7/20/15 Whirlpool Fort Smith

1645 Begin preparing samples for relinquishment.

Sample EB-01-201507 @ 1700

VOCs only

1800 Sample Prep complete

1820 off-site

Rite in the Rain

PARTLY SUNNY 86°
WHIRLPOOL FORTSMITH AR WES July 30, 15

730 - Wendy Stonestreet arrive on site.
- Weather is muggy & partly sunny.
- Load vehicle for the task of vapor monitoring & water collection from vapor points.

755 - MOB to VP-9.
- Opened well & checked line for water with hand pump. The line is full of water.

8:10 - Tamara H.K arrived on-site.
- Checked VP-10 for water. Line is full of water.

820 - MOB to VP-07. Check line for water. Line is clear of water. Set up on well. Performed leak test on summa. Passed
Summa = AC00399
Flow Controller - OA01857
- Checked Helium in shroud during leak test. Helium in shroud = 34.5%
- Checked helium in line 0%.

916 - Opened Summa -30" Hg.

925 - MOB to VP-14 onsite to check line.
- Water in line.

Wendy Stonestreet Rite in the Rain

SUNNY 97° Wts

WHIRLPOOL, FORT SMITH, ARKANSAS July 30, 2015

9:45 - Return to boiler room to pick up VAPs.

1000 - MOB to VP-6

- Set up on vapor point. Water in line

1028 - Collect Sample [VP-06-20150 7]

1032 - Set up on VP-5. Water in line

1040 - Collect sample [VP-05-20150 7]

1057 - MOB to VP-08. Water in line.

1101 - Collect Sample [VP-08-20150 7]

1107 - MOB to VP-09. Water in line.

1123 - Collect Sample [VP-09-20150 7]

1135 - MOB to VP-10. Water in line.

1138 - Collect Sample [VP-10-20150 7]

1150 - Off-site for lunch.

1300 - Return to site and MOB to VP-12. Water in line.

1329 - Collect sample [VP-12-20150 7]

1335 - MOB to VP-14. Water in line.

1346 - Collect sample [VP-14-20150 7]

1355 - Return to boiler room and clean boiler room and inventory sample bottles.

1415 - Check summa canister pressure. -15" Hg

- Return to boiler room, continue to clean & organize.

1615 Closed canister -4" Hg Sample [VP-07-20150 2]

1628 - ENVIRON OFFSITE

Wendy Stanfield

report this ad

Weather History for KFSM - June, 2015

Today Forecast

June Precip Stats: Actual Month Total: **3.13 in** | Average Month Total: **4.28** in

Sunday	Monday	Tuesday	Wednesday	Thursday	Friday	Saturday
	1 Actual: 83° | 63° 0.00 in Average: 84° | 64° 0.16 in	**2** Actual: 84° | 65° 0.00 in Average: 85° | 64° 0.16 in	**3** Actual: 87° | 67° 0.00 in Average: 85° | 64° 0.15 in	**4** Actual: 89° | 68° 0.00 in Average: 85° | 65° 0.16 in	**5** Actual: 91° | 69° 0.00 in Average: 85° | 65° 0.16 in	**6** Actual: 93° | 72° 0.00 in Average: 86° | 65° 0.15 in
7 Actual: 93° | 72° 0.00 in Average: 86° | 66° 0.16 in	**8** Actual: 92° | 74° 0.00 in Average: 86° | 66° 0.15 in	**9** Actual: 95° | 66° 0.00 in Average: 87° | 66° 0.15 in	**10** Actual: 96° | 69° 0.00 in Average: 87° | 66° 0.15 in	**11** Actual: 94° | 71° 0.00 in Average: 87° | 67° 0.15 in	**12** Actual: 92° | 75° 0.00 in Average: 87° | 67° 0.13 in	**13** Actual: 89° | 74° 0.35 in Average: 88° | 67° 0.14 in
14 Actual: 91° | 73° 0.15 in Average: 88° | 67° 0.14 in	**15** Actual: 91° | 73° 0.13 in Average: 88° | 68° 0.15 in	**16** Actual: 84° | 73° 1.19 in Average: 88° | 68° 0.14 in	**17** Actual: 86° | 73° 0.18 in Average: 89° | 68° 0.14 in	**18** Actual: 80° | 73° 0.67 in Average: 89° | 68° 0.14 in	**19** Actual: 90° | 73° 0.27 in Average: 89° | 69° 0.14 in	**20** Actual: 91° | 71° 0.00 in Average: 89° | 69° 0.13 in
21 Actual: 90° | 76° 0.00 in Average: 90° | 69° 0.14 in	**22** Actual: 92° | 72° 0.00 in Average: 90° | 69° 0.14 in	**23** Actual: 95° | 74° 0.00 in Average: 90° | 69° 0.14 in	**24** Actual: 94° | 74° 0.00 in Average: 90° | 70° 0.13 in	**25** Actual: 94° | 74° 0.00 in Average: 91° | 70° 0.13 in	**26** Actual: 95° | 74° 0.19 in Average: 91° | 70° 0.13 in	**27** Actual: 86° | 71° 0.00 in Average: 91° | 70° 0.13 in
28 Actual: 90° | 65° 0.00 in Average: 91° | 70° 0.14 in	**29** Actual: 92° | 71° 0.00 in Average: 91° | 70° 0.12 in	**30** Actual: 95° | 69° 0.00 in Average: 91° | 71° 0.13 in				

Calendar Legend

Sunny
Clear
Mostly Cloudy
Partly Cloudy
Cloudy
Rain
Snow
Hail Flurries
Thunderstorms
Hazy
Fog
Sleet
'?' denotes
'chance of'
Unknown

report this ad

report this ad

Weather History for KFSM - July, 2015

Today Forecast

July Precip Stats: Actual Month Total: **8.79 in** | Average Month Total: **3.30** in

Sunday	Monday	Tuesday	Wednesday	Thursday	Friday	Saturday
			1 Actual: 94° | 75° 0.00 in Average: 92° | 71° 0.13 in	**2** Actual: 90° | 74° 0.40 in Average: 92° | 71° 0.12 in	**3** Actual: 89° | 69° 1.30 in Average: 92° | 71° 0.12 in	**4** Actual: 90° | 70° 0.00 in Average: 92° | 71° 0.12 in
5 Actual: 91° | 71° 0.56 in Average: 92° | 71° 0.12 in	**6** Actual: 88° | 72° 0.00 in Average: 92° | 71° 0.11 in	**7** Actual: 88° | 73° 0.88 in Average: 92° | 71° 0.11 in	**8** Actual: 86° | 72° 0.87 in Average: 92° | 71° 0.11 in	**9** Actual: 90° | 72° 0.00 in Average: 93° | 71° 0.11 in	**10** Actual: 93° | 73° 0.00 in Average: 93° | 72° 0.11 in	**11** Actual: 94° | 74° 0.00 in Average: 93° | 72° 0.11 in
12 Actual: 95° | 73° 0.00 in Average: 93° | 72° 0.11 in	**13** Actual: 98° | 75° 0.00 in Average: 93° | 72° 0.10 in	**14** Actual: 99° | 76° 0.00 in Average: 93° | 72° 0.10 in	**15** Actual: 99° | 79° 0.00 in Average: 93° | 72° 0.09 in	**16** Actual: 96° | 75° 0.00 in Average: 93° | 72° 0.11 in	**17** Actual: 97° | 74° 0.00 in Average: 93° | 72° 0.10 in	**18** Actual: 98° | 75° 0.00 in Average: 93° | 72° 0.10 in
19 Actual: 99° | 76° 0.00 in Average: 93° | 72° 0.10 in	**20** Actual: 100° | 75° 0.00 in Average: 93° | 72° 0.10 in	**21** Actual: 89° | 72° 4.38 in Average: 94° | 72° 0.10 in	**22** Actual: 91° | 75° 0.40 in Average: 94° | 72° 0.10 in	**23** Actual: 96° | 78° 0.00 in Average: 94° | 72° 0.10 in	**24** Actual: 99° | 78° 0.00 in Average: 94° | 72° 0.10 in	**25** Actual: 98° | 79° 0.00 in Average: 94° | 72° 0.10 in
26 Actual: 97° | 78° 0.00 in Average: 94° | 72° 0.10 in	**27** Actual: 98° | 79° 0.00 in Average: 94° | 72° 0.11 in	**28** Actual: 99° | 77° 0.00 in Average: 94° | 72° 0.10 in	**29** Actual: 98° | 78° 0.00 in Average: 94° | 72° 0.10 in	**30** Actual: 94° | 77° T in Average: 94° | 72° 0.11 in	**31** Actual: 93° | 72° 0.00 in Average: 94° | 72° 0.10 in	

Calendar Legend

Sunny / Clear · Mostly Cloudy · Partly Cloudy · Cloudy · Rain · Snow

Hail Flurries · Thunderstorms · Hazy / Fog · Sleet · '?' denotes 'chance of' · Unknown

report this ad

Appendix C
Risk Calculations and Input Parameters

Contents:

C.1 Toxicity Values
C.2 Physical and Chemical Properties
C.3 Soil Moisture Profile for Residential Building (Slab-on-Grade) for Risk Calculations for Groundwater in Monitoring Wells
C.4 Normalized Indoor Air Concentration in a Residential Building (Slab-on-Grade) due to Vapor Intrusion from Groundwater in Monitoring Wells
C.5 Cancer Risk and Hazard Index Calculations for Vapor Intrusion into a Residential Building (Slab-on-Grade) from Groundwater in the Neighborhood
C.6 Soil Moisture Profile for Residential Building (Slab-on-Grade) at Soil Vapor Monitoring Point VP-5 (Parcel 1)
C.7 Normalized Indoor Air Concentration in a Residential Building (Slab-on-Grade) due to Vapor Intrusion from Perched Water at VP-5 (Parcel 1)
C.8 Cancer Risk and Hazard Index Calculations for Vapor Intrusion into a Residential Building (Slab-on-Grade) from Perched Water at VP-5 (Parcel 1)
C.9 Soil Moisture Profile for Residential Building (Slab-on-Grade) at Soil Vapor Monitoring Point VP-6 (Parcel 1)
C.10 Normalized Indoor Air Concentration in a Residential Building (Slab-on-Grade) due to Vapor Intrusion from Perched Water at VP-6 (Parcel 1)
C.11 Cancer Risk and Hazard Index Calculations for Vapor Intrusion into a Residential Building (Slab-on-Grade) from Perched Water at VP-6 (Parcel 1)
C.12 Cancer Risk and Hazard Index Calculations for Vapor Intrusion into a Residential Building (Slab-on-Grade) from Soil Vapor at VP-7 (Parcel 2)
C.13 Soil Moisture Profile for Residential Building (Slab-on-Grade) at Soil Vapor Monitoring Point VP-8 (Parcel 2)
C.14 Normalized Indoor Air Concentration in a Residential Building (Slab-on-Grade) due to Vapor Intrusion from Perched Water at VP-8 (Parcel 2)
C.15 Cancer Risk and Hazard Index Calculations for Vapor Intrusion into a Residential Building (Slab-on-Grade) from Perched Water at VP-8 (Parcel 2)
C.16 Soil Moisture Profile for Residential Building (Slab-on-Grade) at Soil Vapor Monitoring Point VP-9 (Parcel 3)
C.17 Normalized Indoor Air Concentration in a Residential Building (Slab-on-Grade) due to Vapor Intrusion from Perched Water at VP-9 (Parcel 3)

C.18 Cancer Risk and Hazard Index Calculations for Vapor Intrusion into a Residential Building (Slab-on-Grade) from Perched Water at VP-9 (Parcel 3)

C.19 Soil Moisture Profile for Residential Building (Slab-on-Grade) at Soil Vapor Monitoring Point VP-10 (Parcel 3)

C.20 Normalized Indoor Air Concentration in a Residential Building (Slab-on-Grade) due to Vapor Intrusion from Perched Water at VP-10 (Parcel 3)

C.21 Cancer Risk and Hazard Index Calculations for Vapor Intrusion into a Residential Building (Slab-on-Grade) from Perched Water at VP-10 (Parcel 3)

C.22 Soil Moisture Profile for Residential Building (Slab-on-Grade) at Shallow Groundwater Monitoring Well MW-181 (Parcel 4)

C.23 Normalized Indoor Air Concentration in a Residential Building (Slab-on-Grade) due to Vapor Intrusion from Shallow Groundwater at MW-181 (Parcel 4)

C.24 Cancer Risk and Hazard Index Calculations for Vapor Intrusion into a Residential Building (Slab-on-Grade) from Shallow Groundwater at MW-181 (Parcel 4)

C.25 Soil Moisture Profile for Residential Building (Slab-on-Grade) at Groundwater Monitoring Well MW-71 (Parcel 4)

C.26 Normalized Indoor Air Concentration in a Residential Building (Slab-on-Grade) due to Vapor Intrusion from Groundwater at MW-71 (Parcel 4)

C.27 Cancer Risk and Hazard Index Calculations for Vapor Intrusion into a Residential Building (Slab-on-Grade) from Groundwater at MW-71 (Parcel 4)

C.28 Soil Moisture Profile for Residential Building (Slab-on-Grade) at Soil Vapor Monitoring Point VP-15 (Parcel 6)

C.29 Normalized Indoor Air Concentration in a Residential Building (Slab-on-Grade) due to Vapor Intrusion from Perched Water at VP-15 (Parcel 6)

C.30 Cancer Risk and Hazard Index Calculations for Vapor Intrusion into a Residential Building (Slab-on-Grade) from Perched Water at VP-15 (Parcel 6)

C.31 Soil Moisture Profile for Residential Building (Slab-on-Grade) at Groundwater Monitoring Well MW-55R (Parcel 6)

C.32 Normalized Indoor Air Concentration in a Residential Building (Slab-on-Grade) due to Vapor Intrusion from Groundwater at MW-55R (Parcel 6)

C.33 Cancer Risk and Hazard Index Calculations for Vapor Intrusion into a Residential Building (Slab-on-Grade) from Groundwater at MW-55R (Parcel 6)

C.34 Soil Moisture Profile for Residential Building (Slab-on-Grade) at Shallow Groundwater Monitoring Well MW-180 (Parcel 5)

C.35 Normalized Indoor Air Concentration in a Residential Building (Slab-on-Grade) due to Vapor Intrusion from Shallow Groundwater at MW-180 (Parcel 5)

C.36 Cancer Risk and Hazard Index Calculations for Vapor Intrusion into a Residential Building (Slab-on-Grade) from Shallow Groundwater at MW-180 (Parcel 5)

C.37 Soil Moisture Profile for Residential Building (Slab-on-Grade) at Shallow Groundwater Monitoring Well MW-178 (Parcel 5)

C.38 Normalized Indoor Air Concentration in a Residential Building (Slab-on-Grade) due to Vapor Intrusion from Shallow Groundwater at MW-178 (Parcel 5)

C.39 Cancer Risk and Hazard Index Calculations for Vapor Intrusion into a Residential Building (Slab-on-Grade) from Shallow Groundwater at MW-178 (Parcel 5)

C.40 Soil Moisture Profile for Residential Building (Slab-on-Grade) at Groundwater Monitoring Well MW-33R (Parcel 5)

C.41 Normalized Indoor Air Concentration in a Residential Building (Slab-on-Grade) due to Vapor Intrusion from Groundwater at MW-33R (Parcel 5)

C.42 Cancer Risk and Hazard Index Calculations for Vapor Intrusion into a Residential Building (Slab-on-Grade) from Groundwater at MW-33R (Parcel 5)

Attachment C.1: Toxicity Values
Whirlpool, Fort Smith, Arkansas

Chem Group	Chemical	CASRN	Cancer Classification		ADAF			URF ($mg/m^3)^{-1}$			RfC (mg/m^3)			
			Group	Ref	Y/N	f_{oral}	f_{inh}	Value	Ref	Notes	Value	UF	Ref	Notes
VOC	Acetone	67-64-1	ID	1	N						3.1E+01	100	129	111
VOC	Benzene	71-43-2	A	1	N			7.8E-03	1	60	3.0E-02	300	1	
VOC	Bromoform	75-25-2	B2	1	N			1.1E-03	1				126	90
VOC	Bromomethane	74-83-9	ID	126	N						5.0E-03	100	1	
VOC	2-Butanone	78-93-3	ID	1	N						5.0E+00	300	1	
VOC	Carbon Disulfide	75-15-0			N						7.0E-01	30	1	
VOC	Chlorobenzene	108-90-7	D	1	N						5.0E-02	1,000	126	
VOC	Chloroethane	75-00-3	LC	126	N				126	90	1.0E+01	300	1	
VOC	Chloroform	67-66-3	B2	1	N			2.3E-02	1		5.0E-02	100	117	
VOC	Chloromethane	74-87-3	D	1	N						9.0E-02	1,000	1	
VOC	Dibromochloromethane	124-48-1	C	1	N								126	90
VOC	1,1-Dichloroethane	75-34-3	SC	126	N				126	90	5.0E-01	1,000	2	3
VOC	1,2-Dichloroethane	107-06-2	B2	1	N			2.6E-02	1		7.0E-03	3,000	126	
VOC	1,1-Dichloroethene	75-35-4	C	1	N						2.0E-01	30	1	
VOC	cis-1,2-Dichloroethene	156-59-2	ID	1	N								1	90
VOC	trans-1,2-Dichloroethene	156-60-5	ID	1	N								1	90
VOC	1,2-Dichloropropane	78-87-5	B2	2	N						4.0E-03	300	1	
VOC	Ethyl Benzene	100-41-4	D	1	N						1.0E+00	300	1	
VOC	2-Hexanone	591-78-6	ID	1	N						3.0E-02	3,000	1	
VOC	4-Methyl-2-pentanone	108-10-1	ID	1	N						3.0E+00	300	1	
VOC	Methylene Chloride	75-09-2	LC	1	Y	1	1	1.0E-05	1	159	6.0E-01	30	1	
VOC	Tetrachloroethene	127-18-4	LC	1	N			2.6E-04	1		4.0E-02	1,000	1	
VOC	Toluene	108-88-3	ID	1	N						5.0E+00	10	1	
VOC	Trichloroethene	79-01-6	HC	1	Y	0.202	0.244	4.1E-03	1	159	2.0E-03	100	1	
VOC	Vinyl Chloride	75-01-4	A	1	N			4.4E-03	1	79	1.0E-01	30	1	

Attachment C.1: Toxicity Values Whirlpool, Fort Smith, Arkansas	
References	
	Toxicity values were selected following the hierarchy of sources defined by USEPA (Human Health Toxicity Values in Superfund Risk Assessment, 2003), as discussed in Appendix A, Section 4 of the ADEQ-approved Revised Risk Management Plan, which was used as the basis for the ADEQ Remedial Action Decision. Values are current as of September 4, 2015.
1	USEPA. Integrated Risk Information System (IRIS). On-line database.
2	USEPA. 1997. Health Effects Assessment Summary Tables (HEAST). FY-1997 Update. EPA 540/R-97-036. July.
117	USEPA. NCEA. 2003. Risk Assessment Issue Paper for: Derivation of Provisional Subchronic and Chronic RfCs for Chloroform [CASRN 67-66-3]. January 23.
126	Provisional Peer Reviewed Toxicity Values for Superfund (PPRTV) Database.
129	ATSDR. 2013. Minimal Risk Levels. March.
Notes:	
3	HEAST Alternate Method.
60	IRIS provides a range of 2.2E-6 to 7.8E-6 (ug/m3)-1 as the inhalation URF for Benzene.
79	For evaluating partial lifetime exposures that include early-life exposure, the unit risk factor is also used in risk calculations that do not prorate the early-life exposure, per USEPA's May 2000 Toxicological Review.
90	Inadequate data exist to derive a toxicity value, according to the indicated reference.
111	Value as published is an MRL in the indicated reference.
159	Because the chemical has a mutagenic mode of action according to USEPA, the SF and URF are adjusted by the following age-dependent adjustment factors (ADAFs) before use: 10 for ages 0 to 2; 3 for ages 2 to 16; and 1 for ages 16 and older (USEPA 2005).

Attachment C.2: Physical and Chemical Properties
Whirlpool, Fort Smith, Arkansas

Chem Group	Chemical	CASRN	H (unitless)				D_{air} (m^2/d)		D_{water} (m^2/d)		HENRY Ref Temp (°C)
			Value	Adjusted	Ref	Notes	Value	Ref	Value	Ref	Value
VOC	Acetone	67-64-1	1.6E-03	1.1E-03	44		1.1E+00	44	9.8E-05	44	2.5E+01
VOC	Benzene	71-43-2	2.3E-01	1.6E-01	44		7.6E-01	44	8.5E-05	44	2.5E+01
VOC	Bromoform	75-25-2	2.2E-02	1.3E-02	44		1.3E-01	44	8.9E-05	44	2.5E+01
VOC	Bromomethane	74-83-9	2.6E-01	2.0E-01	44		6.3E-01	44	1.0E-04	44	2.5E+01
VOC	2-Butanone	78-93-3	2.3E-03	2.0E-03	50.3	123	7.0E-01	69	8.5E-05	69	2.0E+01
VOC	Carbon Disulfide	75-15-0	1.2E+00	9.3E-01	44		9.0E-01	44	8.6E-05	44	2.5E+01
VOC	Chlorobenzene	108-90-7	1.5E-01	9.8E-02	44		6.3E-01	44	7.5E-05	44	2.5E+01
VOC	Chloroethane	75-00-3	4.5E-01	4.1E-01	50.3	123	2.3E+00	69	9.9E-05	69	2.0E+01
VOC	Chloroform	67-66-3	1.5E-01	1.1E-01	44		9.0E-01	44	8.6E-05	44	2.5E+01
VOC	Chloromethane	74-87-3	3.6E-01	3.3E-01	50.1	92, 123	1.1E+00	69	5.6E-05	69	2.0E+01
VOC	Dibromochloromethane	124-48-1	3.2E-02	2.4E-02	44		1.7E-01	44	9.1E-05	44	2.5E+01
VOC	1,1-Dichloroethane	75-34-3	2.3E-01	1.7E-01	44		6.4E-01	44	9.1E-05	44	2.5E+01
VOC	1,2-Dichloroethane	107-06-2	4.0E-02	2.7E-02	44		9.0E-01	44	8.6E-05	44	2.5E+01
VOC	1,1-Dichloroethene	75-35-4	1.1E+00	8.1E-01	44		7.8E-01	44	9.0E-05	44	2.5E+01
VOC	cis-1,2-Dichloroethene	156-59-2	1.7E-01	1.2E-01	44		6.4E-01	44	9.8E-05	44	2.5E+01
VOC	trans-1,2-Dichloroethene	156-60-5	3.9E-01	2.8E-01	44		6.1E-01	44	1.0E-04	44	2.5E+01
VOC	1,2-Dichloropropane	78-87-5	1.2E-01	7.8E-02	44		6.8E-01	44	7.5E-05	44	2.5E+01
VOC	Ethyl Benzene	100-41-4	3.2E-01	2.0E-01	44		6.5E-01	44	6.7E-05	44	2.5E+01
VOC	2-Hexanone	591-78-6	3.8E-03	3.2E-03	68		7.4E-01	52	7.6E-05	52	2.5E+01
VOC	4-Methyl-2-pentanone	108-10-1	5.6E-03	4.7E-03	50.3	123	6.5E-01	40	6.7E-05	40	2.0E+01
VOC	Methylene Chloride	75-09-2	9.0E-02	6.6E-02	44		8.7E-01	44	1.0E-04	44	2.5E+01
VOC	Tetrachloroethene	127-18-4	7.5E-01	4.9E-01	44		6.2E-01	44	7.1E-05	44	2.5E+01
VOC	Toluene	108-88-3	2.7E-01	1.8E-01	44		7.5E-01	44	7.4E-05	44	2.5E+01
VOC	Trichloroethene	79-01-6	4.2E-01	2.9E-01	44		6.8E-01	44	7.9E-05	44	2.5E+01
VOC	Vinyl Chloride	75-01-4	1.1E+00	9.0E-01	44		9.2E-01	44	1.1E-04	71	2.5E+01

Attachment C.2: Physical and Chemical Properties
Whirlpool, Fort Smith, Arkansas

References:	
	Physical and chemical parameters were selected following the hierarchy of sources used by USEPA (Soil Screening Guidance: Technical Background Document, 1996), as discussed in Appendix A, Section 54 of the ADEQ-approved Revised Risk Management Plan, which was used as the basis for the ADEQ Remedial Action Decision. Values are current as of September 4, 2015.
40	Research Triangle Institute, Center for Environmental Analysis. 1995. Supplemental Technical Support Document for Hazardous Waste Identification Rule: Risk Assessment for Human and Ecological Receptors--Volume 1, TABLE A-1. November 1995.
44	USEPA. 1996. Soil Screening Guidance: Technical Background Document and User Guide. Office of Emergency and Remedial Response. EPA/540/R-95/128. May.
50.1	USEPA. 1997. Superfund Chemical Data Matrix (SCDM). Office of Emergency and Remedial Response. September 12.
50.3	USEPA. 20014. Superfund Chemical Data Matrix (SCDM). Office of Superfund Remediation and Technology Innovation. June 20, 2014.
52	USEPA. 1997. CHEM9 Compound Properties Estimation and Data. Version 1.00. Office of Air Quality Planning and Standards. July.
68	PHYSPROP data base. Syracuse Research Corporation.
69	USEPA. 2004. WATER9. Version 2.0.0. Office of Air Quality Planning and Standards. July.
71	USEPA. 2002. Supplemental Guidance for Developing Soil Screening Levels for Superfund Sites. Office of Solid Waste and Emergency Response. OSWER 9355.4-24. December.
Notes:	
92	Indicated source cites CHEMFATE.
123	Value has been assigned a default reference temperature.

Attachment C.3: Soil Moisture Profile for Residential Building (Slab-on-Grade) for Risk Calculations for Groundwater in Monitoring Wells
Whirlpool, Fort Smith, Arkansas

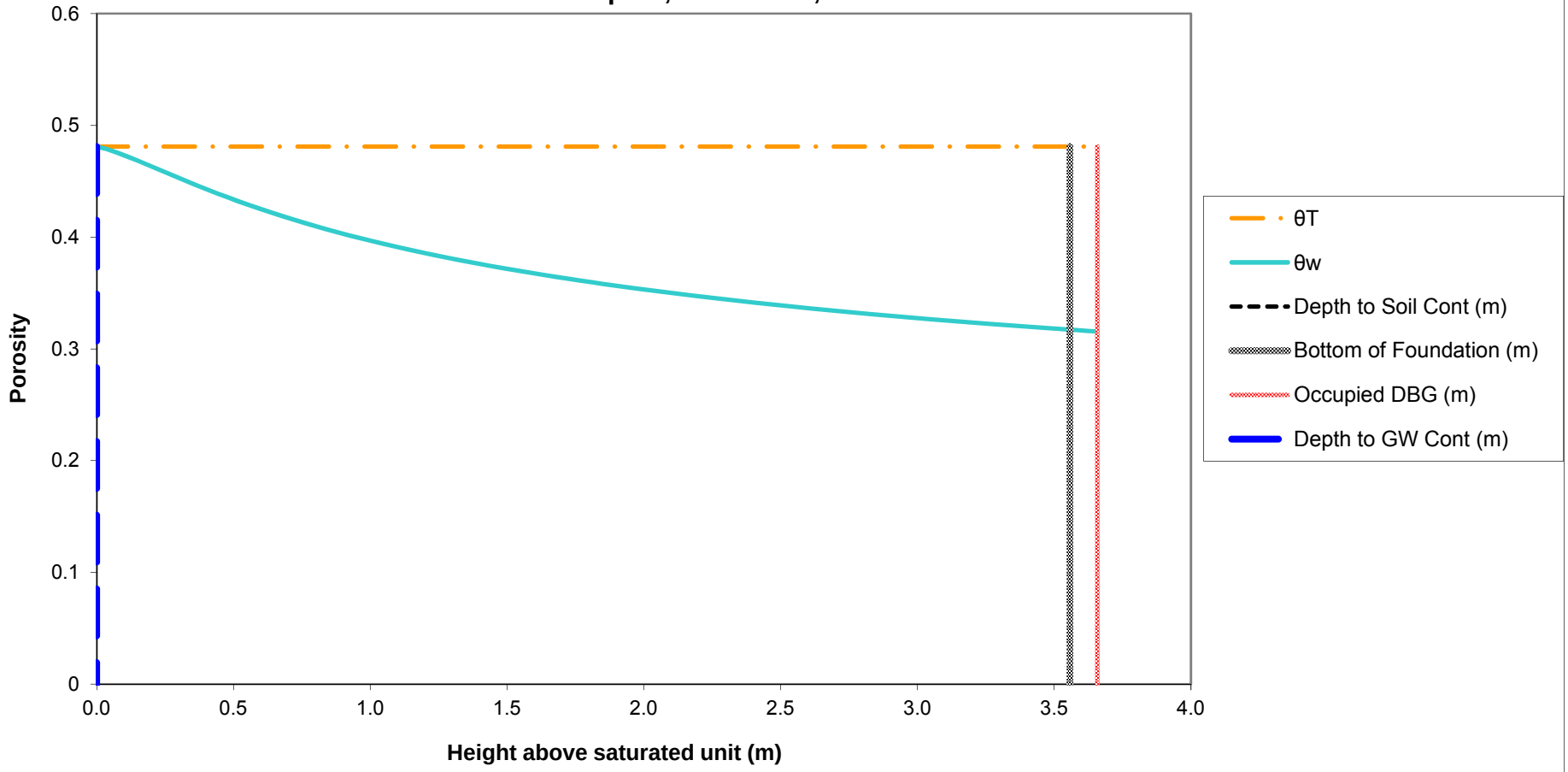

Notes:
The soil-water profile in the vadose zone is estimated using the van Genuchten soil-water retention equation with default water retention parameters appropriate for silt clay, as discussed in Appendix A, Section 3.3.1 of the ADEQ-approved Revised Risk Management Plan, which was used as the basis for the ADEQ Remedial Action Decision.

RAMBOLL ENVIRON

Attachment C.4: Normalized Indoor Air Concentration in a Residential Building (Slab-on-Grade) due to Vapor Intrusion from Groundwater in Monitoring Wells Whirlpool, Fort Smith, Arkansas

Chem Group	Chemical	CASRN	D_{air} (m^2/day)	D_{water} (m^2/day)	H (unitless)	D_{crack} (m^2/day)	D_{eff}^T (m^2/day)	α_{soil}	α_{slab}	α_{∞}	C_{bldg} (L-water/m^3)
VOC	Acetone	67-64-1	1.07E+00	9.85E-05	1.14E-03	1.72E-01	1.87E-02	6.80E-02	2.73E-03	1.86E-04	2.12E-04
VOC	Benzene	71-43-2	7.60E-01	8.47E-05	1.59E-01	1.22E-01	8.15E-04	3.17E-03	2.73E-03	8.67E-06	1.38E-03
VOC	Bromoform	75-25-2	1.29E-01	8.90E-05	1.34E-02	2.07E-02	1.64E-03	6.37E-03	2.73E-03	1.74E-05	2.33E-04
VOC	Bromomethane	74-83-9	6.29E-01	1.05E-04	2.01E-01	1.01E-01	7.43E-04	2.89E-03	2.73E-03	7.90E-06	1.59E-03
VOC	2-Butanone	78-93-3	6.98E-01	8.47E-05	2.00E-03	1.12E-01	9.94E-03	3.74E-02	2.73E-03	1.02E-04	2.04E-04
VOC	Carbon Disulfide	75-15-0	8.99E-01	8.64E-05	9.26E-01	1.44E-01	2.93E-04	1.14E-03	2.73E-03	3.12E-06	2.89E-03
VOC	Chloroethane	75-00-3	2.34E+00	9.94E-05	4.09E-01	3.76E-01	7.62E-04	2.97E-03	2.73E-03	8.11E-06	3.32E-03
VOC	Chloroform	67-66-3	8.99E-01	8.64E-05	1.07E-01	1.44E-01	1.11E-03	4.32E-03	2.73E-03	1.18E-05	1.27E-03
VOC	Chloromethane	74-87-3	1.09E+00	5.62E-05	3.33E-01	1.75E-01	4.61E-04	1.80E-03	2.73E-03	4.90E-06	1.63E-03
VOC	Dibromochloromethane	124-48-1	1.69E-01	9.07E-05	2.38E-02	2.72E-02	1.27E-03	4.94E-03	2.73E-03	1.35E-05	3.21E-04
VOC	1,2-Dichloroethane	107-06-2	8.99E-01	8.55E-05	2.74E-02	1.44E-01	2.37E-03	9.19E-03	2.73E-03	2.51E-05	6.88E-04
VOC	1,1-Dichloroethene	75-35-4	7.78E-01	8.99E-05	8.10E-01	1.25E-01	3.12E-04	1.22E-03	2.73E-03	3.32E-06	2.69E-03
VOC	cis-1,2-Dichloroethene	156-59-2	6.36E-01	9.76E-05	1.19E-01	1.02E-01	9.72E-04	3.78E-03	2.73E-03	1.03E-05	1.22E-03
VOC	trans-1,2-Dichloroethene	156-60-5	6.11E-01	1.03E-04	2.81E-01	9.81E-02	5.96E-04	2.32E-03	2.73E-03	6.35E-06	1.79E-03
VOC	1,2-Dichloropropane	78-87-5	6.76E-01	7.54E-05	7.82E-02	1.08E-01	1.09E-03	4.24E-03	2.73E-03	1.16E-05	9.07E-04
VOC	2-Hexanone	591-78-6	7.45E-01	7.57E-05	3.23E-03	1.20E-01	6.86E-03	2.61E-02	2.73E-03	7.13E-05	2.31E-04
VOC	4-Methyl-2-pentanone	108-10-1	6.48E-01	6.74E-05	4.71E-03	1.04E-01	4.81E-03	1.84E-02	2.73E-03	5.03E-05	2.37E-04
VOC	Methylene Chloride	75-09-2	8.73E-01	1.01E-04	6.60E-02	1.40E-01	1.58E-03	6.14E-03	2.73E-03	1.68E-05	1.11E-03
VOC	Tetrachloroethene	127-18-4	6.22E-01	7.08E-05	4.90E-01	9.99E-02	3.40E-04	1.33E-03	2.73E-03	3.63E-06	1.78E-03
VOC	Toluene	108-88-3	7.52E-01	7.43E-05	1.80E-01	1.21E-01	6.97E-04	2.71E-03	2.73E-03	7.41E-06	1.34E-03
VOC	Trichloroethene	79-01-6	6.83E-01	7.86E-05	2.88E-01	1.10E-01	5.23E-04	2.04E-03	2.73E-03	5.57E-06	1.60E-03
VOC	Vinyl Chloride	75-01-4	9.16E-01	1.06E-04	9.00E-01	1.47E-01	3.44E-04	1.34E-03	2.73E-03	3.66E-06	3.30E-03

Notes:	Crack Soil and Building Characteristics			Crack Soil
	SCS Soil texture class			Sand
	Bulk density	kg/L	ρ_b	1.66
	Total porosity	L/L-soil	θ_T	0.375
	Water-filled porosity	L/L-soil	θ_w	0.054
	Air-filled porosity	L/L-soil	θ_a	0.321
	Residual saturation	L/L-soil	θ_r	0.053
	Hydraulic conductivity	cm/s	K	7.4E-03
	Dynamic viscosity of water	g/cm-s	μ_w	0.01307
	Density of water	g/cm^3	ρ_w	1.0
	Gravitational acceleration	cm/s^2	g	980.7
	Intrinsic permeability	cm^2	k	9.9E-08
	Relative saturation	unitless	S_e	0.004
	van Genuchten N	unitless	N	3.177
	van Genuchten M	unitless	M	0.685
	Relative air permeability	unitless	k_{rg}	0.998
	Permeability to vapor	cm^2	k_v	9.89E-08
	Distance from building foundation to source	m	L_{T-gw}	3.56
	Bldg foundation thickness	m	L_{crack}	0.1
	Bldg foundation length	m		10.00
	Bldg foundation width	m		10.00
	Bldg occupied height	m		2.44
	Bldg occupied volume	m^3		244.00
	Occupied depth below ground	m		0.0
	Bldg area for vapor intrusion	m^2	A_B	100.0
	Ratio of A_{crack} to A_B		η	4E-04
	Area of cracks	m^2	A_{crack}	4E-02
	Air exchange rate	$hour^{-1}$	ach	0.45
	Building ventilation rate	m^3/day	Q_{bldg}	2.64E+03
	Pressure difference between outdoors-indoors	kg/m-s^2	ΔP	1.0
	Viscosity of air	kg/m-s	μ_a	1.8E-05
	Crack length (bldg perimeter)	m	X_{crack}	40
	Crack depth below ground	m	Z_{crack}	0.10
	Crack radius	m	r_{crack}	1E-03
	Soil gas flow rate into bldg	m^3/day	Q_{soil}	7.20

Indoor air concentrations resulting from groundwater vapor intrusion into a building are estimated using the relationships described by Johnson and Ettinger (Heuristic model for predicting the intrusion rate of contaminant vapors into buildings, 1991), which USEPA recommends for screening level calculations, as discussed in Appendix A, Section 3.3.1 of the ADEQ-approved Revised Risk Management Plan, which was used as the basis for the ADEQ Remedial Action Decision.

The effective diffusion term DeffT is calculated based on a silty clay soil, as discussed in Appendix A, Section 3.3.1 of the ADEQ-approved Revised Risk Management Program.

RAMBOLL ENVIRON

Attachment C.5: Cancer Risk and Hazard Index Calculations for Vapor Intrusion into a Residential Building (Slab-on-Grade) from Groundwater in Wells in the Neighborhood Whirlpool, Fort Smith, Arkansas

							Cancer				Noncancer	
Chem Group	**Chemical**	**CASRN**	**Carc Class**	**ADAF**	**C_{gw}** (mg/L)	**$C_{building}$** (mg/m^3)	**URF** (m^3/mg)	**f_{inh}**	**Risk**		**RfC** (mg/m^3)	**HQ**
VOC	Acetone	67-64-1	ID	N	2.90E-01	6.14E-05					3.1E+01	1.9E-06
VOC	Benzene	71-43-2	A	N	5.60E-04	7.71E-07	7.8E-03		2.5E-09		3.0E-02	2.5E-05
VOC	Bromoform	75-25-2	B2	N	5.00E-03	1.16E-06	1.1E-03		5.3E-10			
VOC	Bromomethane	74-83-9	ID	N	5.16E-02	8.20E-05					5.0E-03	1.6E-02
VOC	2-Butanone	78-93-3	ID	N	5.18E-02	1.06E-05					5.0E+00	2.0E-06
VOC	Carbon Disulfide	75-15-0		N	1.10E-03	3.18E-06					7.0E-01	4.4E-06
VOC	Chloroethane	75-00-3	LC	N	8.20E-04	2.72E-06					1.0E+01	2.6E-07
VOC	Chloroform	67-66-3	B2	N	7.60E-03	9.64E-06	2.3E-02		9.1E-08		5.0E-02	1.8E-04
VOC	Chloromethane	74-87-3	D	N	4.87E-02	7.95E-05					9.0E-02	8.5E-04
VOC	Dibromochloromethane	124-48-1	C	N	2.20E-04	7.07E-08						
VOC	1,2-Dichloroethane	107-06-2	B2	N	1.60E-04	1.10E-07	2.6E-02		1.2E-09		7.0E-03	1.5E-05
VOC	1,1-Dichloroethene	75-35-4	C	N	2.60E-03	7.00E-06					2.0E-01	3.4E-05
VOC	cis-1,2-Dichloroethene	156-59-2	ID	N	2.15E-02	2.63E-05						
VOC	trans-1,2-Dichloroethene	156-60-5	ID	N	2.50E-03	4.47E-06						
VOC	1,2-Dichloropropane	78-87-5	B2	N	2.50E-04	2.27E-07					4.0E-03	5.4E-05
VOC	2-Hexanone	591-78-6	ID	N	3.60E-03	8.30E-07					3.0E-02	2.7E-05
VOC	4-Methyl-2-pentanone	108-10-1	ID	N	2.40E-03	5.69E-07					3.0E+00	1.8E-07
VOC	Methylene Chloride	75-09-2	LC	Y	4.90E-03	5.43E-06	1.0E-05	1	5.7E-11		6.0E-01	8.7E-06
VOC	Tetrachloroethene	127-18-4	LC	N	1.40E-04	2.49E-07	2.6E-04		2.7E-11		4.0E-02	6.0E-06
VOC	Toluene	108-88-3	ID	N	3.80E-03	5.08E-06					5.0E+00	9.7E-07
VOC	Trichloroethene	79-01-6	HC	Y	5.75E-01	9.22E-04	4.1E-03	0.2439	2.1E-06		2.0E-03	4.4E-01
VOC	Vinyl Chloride	75-01-4	A	N	7.90E-04	2.61E-06	4.4E-03		1.6E-08		1.0E-01	2.5E-05
							Cumulative Risk:		2E-06		**HI:**	5E-01

Note:

f_{inh} is the fraction of the inhalation toxicity value that USEPA identified as having a mutagenic mode of action.

Only VOCs detected in the 3rd Quarter 2015 groundwater samples from wells in the neighborhood are shown.

Risks were calculated assuming residential exposure to groundwater-derived vapors in indoor air for 24 hours per day and 350 days per year for 30 years.

Attachment C.6: Soil Moisture Profile for Residential Building (Slab-on-Grade) at Soil Vapor Monitoring Point VP-5 (Parcel 1) Whirlpool, Fort Smith, Arkansas

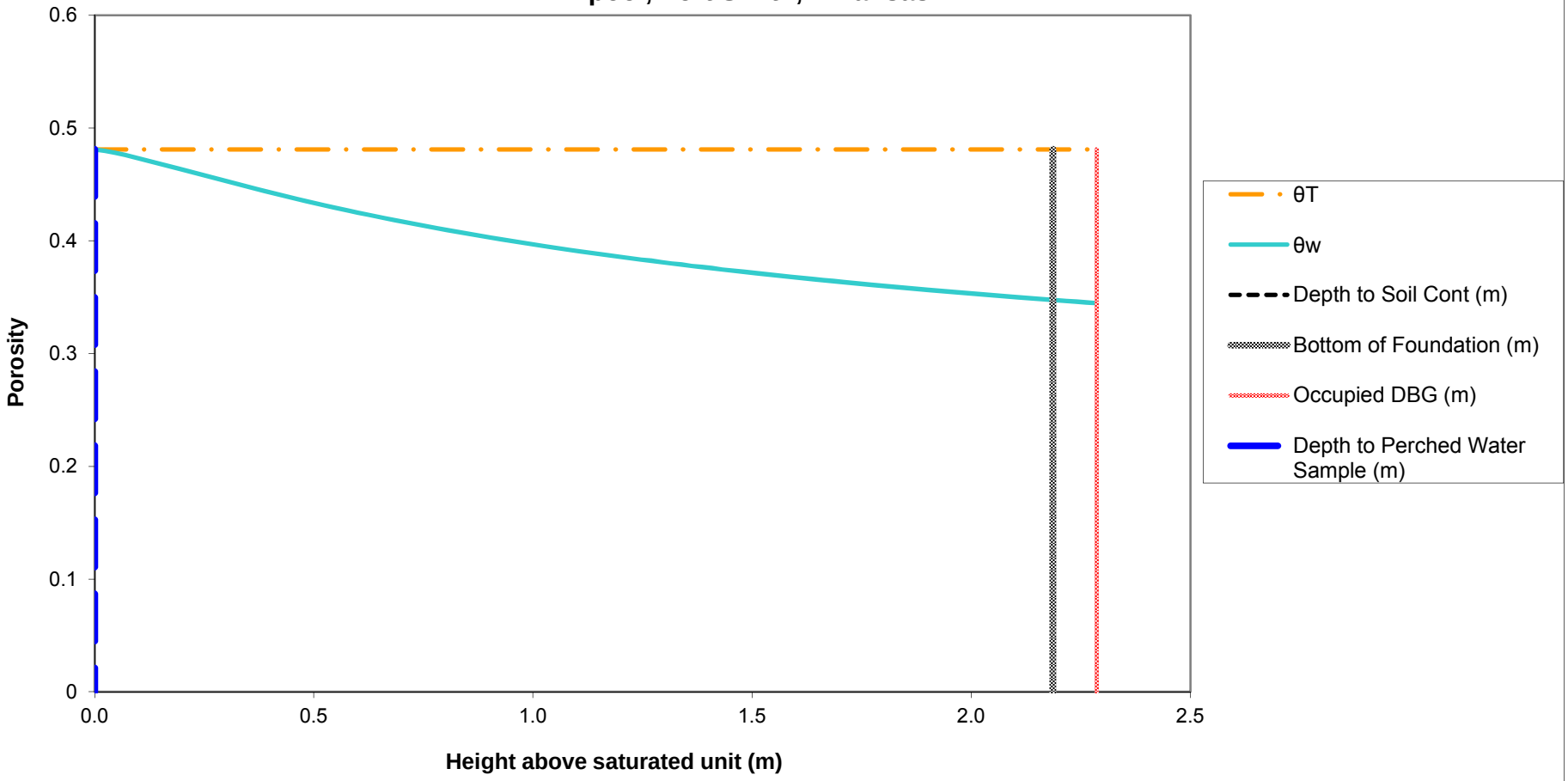

Notes:
The soil-water profile in the vadose zone is estimated using the van Genuchten soil-water retention equation with default water retention parameters appropriate for silt clay, as discussed in Appendix A, Section 3.3.1 of the ADEQ-approved Revised Risk Management Plan, which was used as the basis for the ADEQ Remedial Action Decision.

RAMBOLL ENVIRON

Attachment C.7: Normalized Indoor Air Concentration in a Residential Building (Slab-on-Grade) due to Vapor Intrusion from Perched Water at VP-5 (Parcel 1) Whirlpool, Fort Smith, Arkansas

Chem Group	Chemical	CASRN	D_{air} (m^2/day)	D_{water} (m^2/day)	H (unitless)	D_{crack} (m^2/day)	D_{eff}^T (m^2/day)	α_{soil}	α_{slab}	α_{∞}	C_{bldg} (L-water/m^3)
VOC	Acetone	67-64-1	1.07E+00	9.85E-05	1.14E-03	1.68E-01	1.93E-02	1.09E-01	2.73E-03	2.99E-04	3.41E-04
VOC	Benzene	71-43-2	7.60E-01	8.47E-05	1.59E-01	1.19E-01	5.27E-04	3.34E-03	2.73E-03	9.13E-06	1.45E-03
VOC	Bromomethane	74-83-9	6.29E-01	1.05E-04	2.01E-01	9.84E-02	4.84E-04	3.06E-03	2.73E-03	8.37E-06	1.68E-03
VOC	2-Butanone	78-93-3	6.98E-01	8.47E-05	2.00E-03	1.09E-01	9.88E-03	5.91E-02	2.73E-03	1.61E-04	3.23E-04
VOC	Carbon Disulfide	75-15-0	8.99E-01	8.64E-05	9.26E-01	1.41E-01	1.82E-04	1.15E-03	2.73E-03	3.15E-06	2.92E-03
VOC	Chloroethane	75-00-3	2.34E+00	9.94E-05	4.09E-01	3.66E-01	4.73E-04	3.00E-03	2.73E-03	8.19E-06	3.36E-03
VOC	Chloroform	67-66-3	8.99E-01	8.64E-05	1.07E-01	1.41E-01	7.25E-04	4.59E-03	2.73E-03	1.25E-05	1.35E-03
VOC	1,1-Dichloroethene	75-35-4	7.78E-01	8.99E-05	8.10E-01	1.22E-01	1.95E-04	1.23E-03	2.73E-03	3.37E-06	2.73E-03
VOC	2-Hexanone	591-78-6	7.45E-01	7.57E-05	3.23E-03	1.17E-01	6.19E-03	3.78E-02	2.73E-03	1.03E-04	3.34E-04
VOC	4-Methyl-2-pentanone	108-10-1	6.48E-01	6.74E-05	4.71E-03	1.01E-01	4.12E-03	2.55E-02	2.73E-03	6.97E-05	3.29E-04
VOC	Toluene	108-88-3	7.52E-01	7.43E-05	1.80E-01	1.18E-01	4.47E-04	2.83E-03	2.73E-03	7.74E-06	1.40E-03

Notes:	Crack Soil and Building Characteristics			Crack Soil
	SCS Soil texture class			Sand
	Bulk density	kg/L	ρ_b	1.66
	Total porosity	L/L-soil	θ_T	0.375
	Water-filled porosity	L/L-soil	θ_w	0.057
	Air-filled porosity	L/L-soil	θ_a	0.318
	Residual saturation	L/L-soil	θ_r	0.053
	Hydraulic conductivity	cm/s	K	7.4E-03
	Dynamic viscosity of water	g/cm-s	μ_w	0.01307
	Density of water	g/cm^3	ρ_w	1.0
	Gravitational acceleration	cm/s^2	g	980.7
	Intrinsic permeability	cm^2	k	9.9E-08
	Relative saturation	unitless	S_e	0.012
	van Genuchten N	unitless	N	3.177
	van Genuchten M	unitless	M	0.685
	Relative air permeability	unitless	k_{rg}	0.992
	Permeability to vapor	cm^2	k_v	9.84E-08
	Distance from building foundation to source	m	L_{T-gw}	2.19
	Bldg foundation thickness	m	L_{crack}	0.1
	Bldg foundation length	m		10.00
	Bldg foundation width	m		10.00
	Bldg occupied height	m		2.44
	Bldg occupied volume	m^3		244.00
	Occupied depth below ground	m		0.0
	Bldg area for vapor intrusion	m^2	A_B	100.0
	Ratio of A_{crack} to A_B		η	4E-04
	Area of cracks	m^2	A_{crack}	4E-02
	Air exchange rate	$hour^{-1}$	ach	0.45
	Building ventilation rate	m^3/day	Q_{bldg}	2.64E+03
	Pressure difference between outdoors-indoors	$kg/m-s^2$	ΔP	1.0
	Viscosity of air	kg/m-s	μ_a	1.8E-05
	Crack length (bldg perimeter)	m	X_{crack}	40
	Crack depth below ground	m	Z_{crack}	0.10
	Crack radius	m	r_{crack}	1E-03
	Soil gas flow rate into bldg	m^3/day	Q_{soil}	7.20

Indoor air concentrations resulting from groundwater vapor intrusion into a building are estimated using the relationships described by Johnson and Ettinger (Heuristic model for predicting the intrusion rate of contaminant vapors into buildings, 1991), which USEPA recommends for screening level calculations, as discussed in Appendix A, Section 3.3.1 of the ADEQ-approved Revised Risk Management Plan, which was used as the basis for the ADEQ Remedial Action Decision.

The effective diffusion term DeffT is calculated based on a silty clay soil, as discussed in Appendix A, Section 3.3.1 of the ADEQ-approved Revised Risk Management Program.

RAMBOLL ENVIRON

Attachment C.8: Cancer Risk and Hazard Index Calculations for Vapor Intrusion into a Residential Building (Slab-on-Grade) from Perched Water at VP-5 (Parcel 1) Whirlpool, Fort Smith, Arkansas

							Cancer				Noncancer	
Chem Group	**Chemical**	**CASRN**	**Carc Class**	**ADAF**	**C_{gw}** (mg/L)	**$C_{building}$** (mg/m^3)	**URF** (m^3/mg)	**f_{inh}**	**Risk**		**RfC** (mg/m^3)	**HQ**
VOC	Acetone	67-64-1	ID	N	1.68E-01	5.73E-05					3.1E+01	1.8E-06
VOC	Benzene	71-43-2	A	N	5.90E-04	8.56E-07	7.8E-03		2.7E-09		3.0E-02	2.7E-05
VOC	Bromomethane	74-83-9	ID	N	1.90E-03	3.20E-06					5.0E-03	6.1E-04
VOC	2-Butanone	78-93-3	ID	N	3.39E-02	1.09E-05					5.0E+00	2.1E-06
VOC	Carbon Disulfide	75-15-0		N	4.20E-04	1.23E-06					7.0E-01	1.7E-06
VOC	Chloroethane	75-00-3	LC	N	9.60E-04	3.22E-06					1.0E+01	3.1E-07
VOC	Chloroform	67-66-3	B2	N	5.30E-04	7.14E-07	2.3E-02		6.7E-09		5.0E-02	1.4E-05
VOC	1,1-Dichloroethene	75-35-4	C	N	2.20E-04	6.01E-07					2.0E-01	2.9E-06
VOC	2-Hexanone	591-78-6	ID	N	1.20E-02	4.01E-06					3.0E-02	1.3E-04
VOC	4-Methyl-2-pentanone	108-10-1	ID	N	2.30E-03	7.56E-07					3.0E+00	2.4E-07
VOC	Toluene	108-88-3	ID	N	3.60E-04	5.03E-07					5.0E+00	9.6E-08
							Cumulative Risk:		9E-09		**HI:**	8E-04
Note:												
f_{inh} is the fraction of the inhalation toxicity value that USEPA identified as having a mutagenic mode of action.												
Only VOCs detected in the 3rd Quarter 2015 water sample at VP-5 (Parcel 1) are shown.												
Risks were calculated assuming residential exposure to groundwater-derived vapors in indoor air for 24 hours per day and 350 days per year for 30 years.												

Attachment C.9: Soil Moisture Profile for Residential Building (Slab-on-Grade) at Soil Vapor Monitoring Point VP-6 (Parcel 1) Whirlpool, Fort Smith, Arkansas

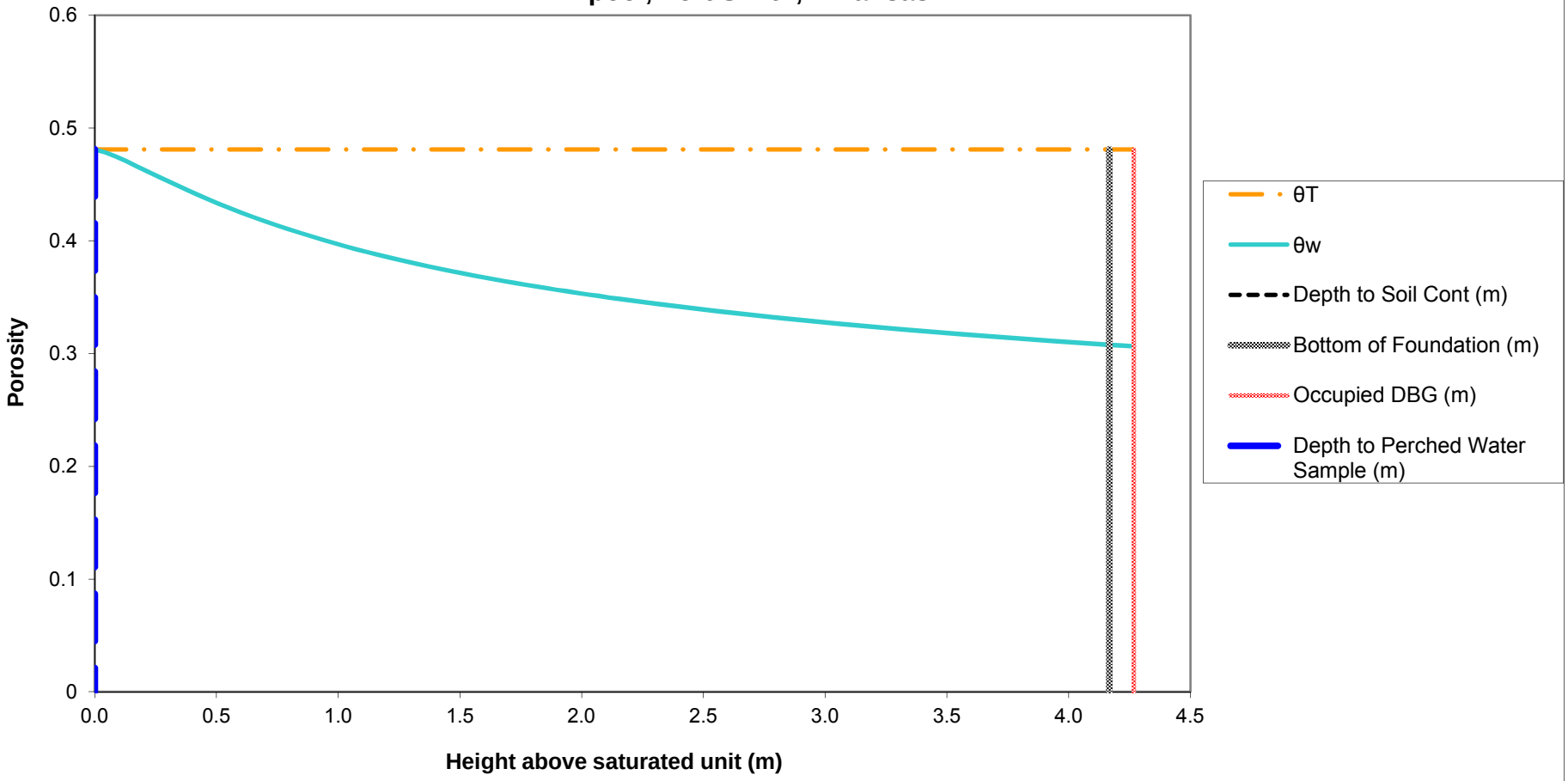

Notes:
The soil-water profile in the vadose zone is estimated using the van Genuchten soil-water retention equation with default water retention parameters appropriate for silt clay, as discussed in Appendix A, Section 3.3.1 of the ADEQ-approved Revised Risk Management Plan, which was used as the basis for the ADEQ Remedial Action Decision.

RAMBOLL ENVIRON

Attachment C.10: Normalized Indoor Air Concentration in a Residential Building (Slab-on-Grade) due to Vapor Intrusion from Perched Water at VP-6 (Parcel 1) Whirlpool, Fort Smith, Arkansas

Chem Group	Chemical	CASRN	D_{air} (m^2/day)	D_{water} (m^2/day)	H (unitless)	D_{crack} (m^2/day)	D_{eff}^T (m^2/day)	α_{soil}	α_{slab}	α_∞	C_{bldg} (L-water/m^3)
VOC	Acetone	67-64-1	1.07E+00	9.85E-05	1.14E-03	1.73E-01	1.89E-02	5.92E-02	2.73E-03	1.62E-04	1.84E-04
VOC	Benzene	71-43-2	7.60E-01	8.47E-05	1.59E-01	1.23E-01	9.37E-04	3.11E-03	2.73E-03	8.50E-06	1.35E-03
VOC	2-Butanone	78-93-3	6.98E-01	8.47E-05	2.00E-03	1.13E-01	1.02E-02	3.28E-02	2.73E-03	8.95E-05	1.79E-04
VOC	Carbon Disulfide	75-15-0	8.99E-01	8.64E-05	9.26E-01	1.45E-01	3.41E-04	1.13E-03	2.73E-03	3.10E-06	2.87E-03
VOC	cis-1,2-Dichloroethene	156-59-2	6.36E-01	9.76E-05	1.19E-01	1.02E-01	1.11E-03	3.68E-03	2.73E-03	1.01E-05	1.19E-03
VOC	4-Methyl-2-pentanone	108-10-1	6.48E-01	6.74E-05	4.71E-03	1.04E-01	5.14E-03	1.68E-02	2.73E-03	4.60E-05	2.17E-04
VOC	Toluene	108-88-3	7.52E-01	7.43E-05	1.80E-01	1.21E-01	8.02E-04	2.67E-03	2.73E-03	7.29E-06	1.31E-03
VOC	Trichloroethene	79-01-6	6.83E-01	7.86E-05	2.88E-01	1.10E-01	6.04E-04	2.01E-03	2.73E-03	5.49E-06	1.58E-03

Notes:	Crack Soil and Building Characteristics			Crack Soil
	SCS Soil texture class			Sand
	Bulk density	kg/L	ρ_b	1.66
	Total porosity	L/L-soil	θ_T	0.375
	Water-filled porosity	L/L-soil	θ_w	0.054
	Air-filled porosity	L/L-soil	θ_a	0.321
	Residual saturation	L/L-soil	θ_r	0.053
	Hydraulic conductivity	cm/s	K	7.4E-03
	Dynamic viscosity of water	g/cm-s	μ_w	0.01307
	Density of water	g/cm^3	ρ_w	1.0
	Gravitational acceleration	cm/s^2	g	980.7
	Intrinsic permeability	cm^2	k	9.9E-08
	Relative saturation	unitless	S_e	0.003
	van Genuchten N	unitless	N	3.177
	van Genuchten M	unitless	M	0.685
	Relative air permeability	unitless	k_{rg}	0.998
	Permeability to vapor	cm^2	k_v	9.90E-08
	Distance from building foundation to source	m	L_{T-gw}	4.17
	Bldg foundation thickness	m	L_{crack}	0.1
	Bldg foundation length	m		10.00
	Bldg foundation width	m		10.00
	Bldg occupied height	m		2.44
	Bldg occupied volume	m^3		244.00
	Occupied depth below ground	m		0.0
	Bldg area for vapor intrusion	m^2	A_B	100.0
	Ratio of A_{crack} to A_B		η	4E-04
	Area of cracks	m^2	A_{crack}	4E-02
	Air exchange rate	$hour^{-1}$	ach	0.45
	Building ventilation rate	m^3/day	Q_{bldg}	2.64E+03
	Pressure difference between outdoors-indoors	$kg/m\text{-}s^2$	ΔP	1.0
	Viscosity of air	kg/m-s	μ_a	1.8E-05
	Crack length (bldg perimeter)	m	X_{crack}	40
	Crack depth below ground	m	Z_{crack}	0.10
	Crack radius	m	r_{crack}	1E-03
	Soil gas flow rate into bldg	m^3/day	Q_{soil}	7.20

Indoor air concentrations resulting from groundwater vapor intrusion into a building are estimated using the relationships described by Johnson and Ettinger (Heuristic model for predicting the intrusion rate of contaminant vapors into buildings, 1991), which USEPA recommends for screening level calculations, as discussed in Appendix A, Section 3.3.1 of the ADEQ-approved Revised Risk Management Plan, which was used as the basis for the ADEQ Remedial Action Decision.

The effective diffusion term DeffT is calculated based on a silty clay soil, as discussed in Appendix A, Section 3.3.1 of the ADEQ-approved Revised Risk Management Program.

RAMBOLL ENVIRON

Attachment C.11: Cancer Risk and Hazard Index Calculations for Vapor Intrusion into a Residential Building (Slab-on-Grade) from Perched Water at VP-6 (Parcel 1) Whirlpool, Fort Smith, Arkansas

							Cancer				Noncancer	
Chem Group	**Chemical**	**CASRN**	**Carc Class**	**ADAF**	**C_{gw}** (mg/L)	**$C_{building}$** (mg/m^3)	**URF** (m^3/mg)	**f_{inh}**	**Risk**		**RfC** (mg/m^3)	**HQ**
VOC	Acetone	67-64-1	ID	N	3.33E-02	6.14E-06					3.1E+01	1.9E-07
VOC	Benzene	71-43-2	A	N	4.50E-04	6.08E-07	7.8E-03		1.9E-09		3.0E-02	1.9E-05
VOC	2-Butanone	78-93-3	ID	N	4.60E-03	8.23E-07					5.0E+00	1.6E-07
VOC	Carbon Disulfide	75-15-0		N	8.60E-04	2.47E-06					7.0E-01	3.4E-06
VOC	cis-1,2-Dichloroethene	156-59-2	ID	N	2.00E-04	2.39E-07						
VOC	4-Methyl-2-pentanone	108-10-1	ID	N	7.20E-04	1.56E-07					3.0E+00	5.0E-08
VOC	Toluene	108-88-3	ID	N	2.80E-04	3.68E-07					5.0E+00	7.1E-08
VOC	Trichloroethene	79-01-6	HC	Y	7.60E-04	1.20E-06	4.1E-03	0.2439	2.8E-09		2.0E-03	5.8E-04
							Cumulative Risk:		5E-09		**HI:**	6E-04
Note:												
f_{inh} is the fraction of the inhalation toxicity value that USEPA identified as having a mutagenic mode of action.												
Only VOCs detected in the 3rd Quarter 2015 water sample at VP-6 (Parcel 1) are shown.												
Risks were calculated assuming residential exposure to groundwater-derived vapors in indoor air for 24 hours per day and 350 days per year for 30 years.												

Attachment C.12: Cancer Risk and Hazard Index Calculations for Vapor Intrusion into a Residential Building (Slab-on-Grade) from Soil Vapor at VP-7 (Parcel 2) Whirlpool, Fort Smith, Arkansas

							Cancer				Noncancer	
Chem Group	**Chemical**	**CASRN**	**Carc Class**	**ADAF**	**C_{sv}** (mg/m^3)	**$C_{building}$** (mg/m^3)	**URF** (m^3/mg)	**f_{inh}**	**Risk**		**RfC** (mg/m^3)	**HQ**
VOC	1,1-Dichloroethane	75-34-3	SC	N	2.20E-03	6.60E-05					5.0E-01	1.3E-04
VOC	1,2-Dichloroethane	107-06-2	B2	N	1.20E-03	3.60E-05	2.6E-02		3.8E-07		7.0E-03	4.9E-03
VOC	1,1-Dichloroethene	75-35-4	C	N	3.50E-03	1.05E-04					2.0E-01	5.0E-04
VOC	cis-1,2-Dichloroethene	156-59-2	ID	N	3.40E-04	1.02E-05						
VOC	trans-1,2-Dichloroethene	156-60-5	ID	N	7.80E-04	2.34E-05						
VOC	Tetrachloroethene	127-18-4	LC	N	9.40E-04	2.82E-05	2.6E-04		3.0E-09		4.0E-02	6.8E-04
VOC	Trichloroethene	79-01-6	HC	Y	4.20E-03	1.26E-04	4.1E-03	0.244	2.9E-07		2.0E-03	6.0E-02
VOC	Vinyl Chloride	75-01-4	A	N	7.00E-03	2.10E-04	4.4E-03		1.3E-06		1.0E-01	2.0E-03
							Cumulative Risk:		2E-06		**HI:**	7E-02
Note:												
f_{inh} is the fraction of the inhalation toxicity value that USEPA identified as having a mutagenic mode of action.												
Only VOCs detected in the 3rd Quarter 2015 soil vapor sample at VP-7 (Parcel 2) are shown.												
Residential risks were calculated assuming residents could be exposed to soil vapor intrusion into indoor air for 24 hours per day and 350 days per year for 30 years.												
Indoor air concentrations due to intrusion of soil vapor were calculated using USEPA's 95th percentile subslab soil gas attenuaion factor of 0.03 (EPA's Vapor Intrusion Database: Evaluation and Characterization of Attenuation Factors for Chlorinated Volatile Organic Compounds and Residential Buildings, 2012), as discussed in Appendix A, Section 6.8.2 of the ADEQ-approved Revised Risk Management Plan, which was used as the basis for the ADEQ Remedial Action Decision.												

Attachment C.13: Soil Moisture Profile for Residential Building (Slab-on-Grade) at Soil Vapor Monitoring Point VP-8 (Parcel 2) Whirlpool, Fort Smith, Arkansas

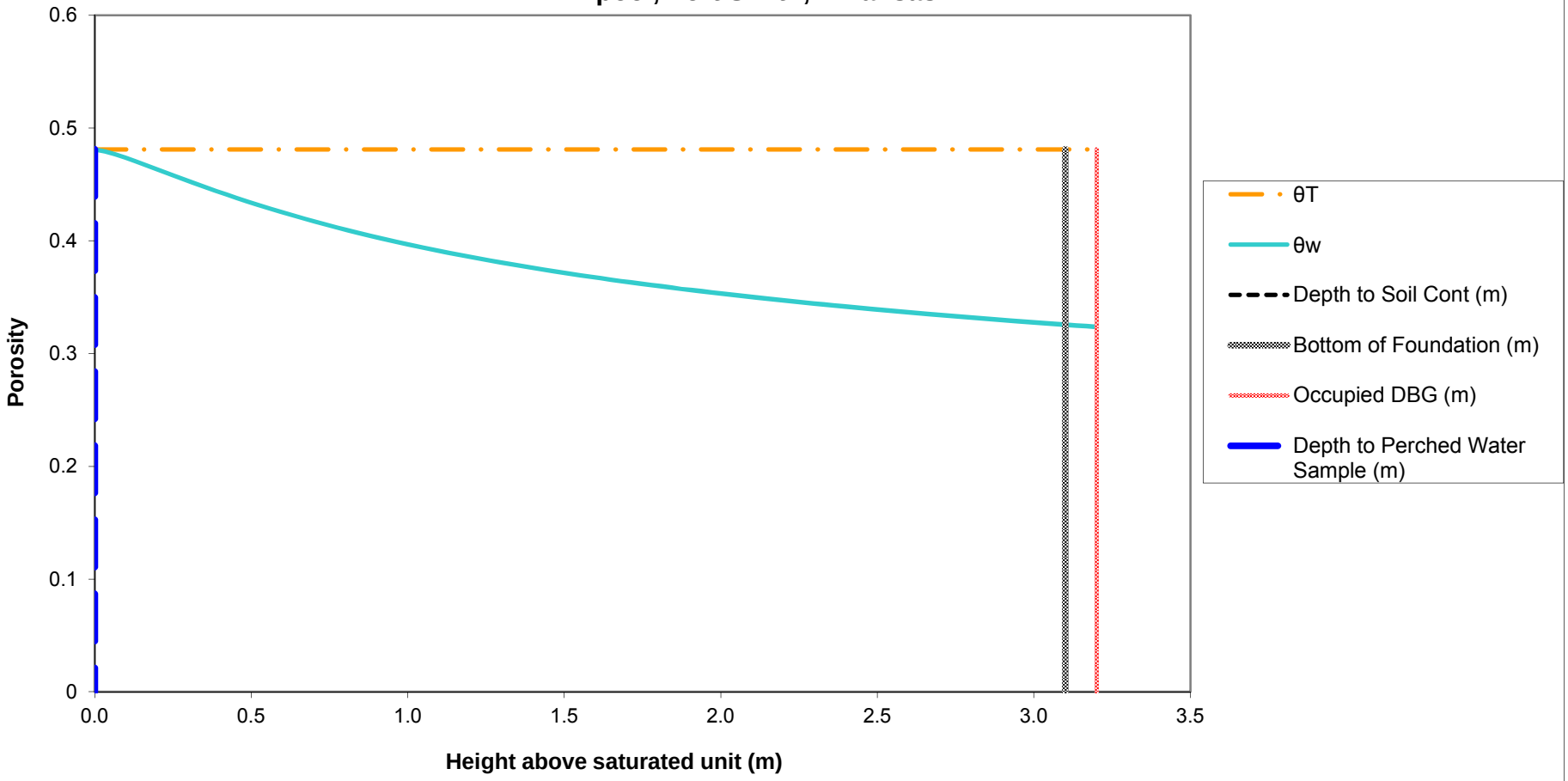

Notes:
The soil-water profile in the vadose zone is estimated using the van Genuchten soil-water retention equation with default water retention parameters appropriate for silt clay, as discussed in Appendix A, Section 3.3.1 of the ADEQ-approved Revised Risk Management Plan, which was used as the basis for the ADEQ Remedial Action Decision.

RAMBOLL ENVIRON

Attachment C.14: Normalized Indoor Air Concentration in a Residential Building (Slab-on-Grade) due to Vapor Intrusion from Perched Water at VP-8 (Parcel 2) Whirlpool, Fort Smith, Arkansas

Chem Group	Chemical	CASRN	D_{air} (m^2/day)	D_{water} (m^2/day)	H (unitless)	D_{crack} (m^2/day)	D_{eff}^T (m^2/day)	α_{soil}	α_{slab}	α_{∞}	C_{bldg} (L-water/m^3)
VOC	Acetone	67-64-1	1.07E+00	9.85E-05	1.14E-03	1.71E-01	1.87E-02	7.73E-02	2.73E-03	2.11E-04	2.41E-04
VOC	Benzene	71-43-2	7.60E-01	8.47E-05	1.59E-01	1.21E-01	7.17E-04	3.20E-03	2.73E-03	8.74E-06	1.39E-03
VOC	2-Butanone	78-93-3	6.98E-01	8.47E-05	2.00E-03	1.12E-01	9.82E-03	4.21E-02	2.73E-03	1.15E-04	2.30E-04
VOC	Chloroform	67-66-3	8.99E-01	8.64E-05	1.07E-01	1.44E-01	9.79E-04	4.37E-03	2.73E-03	1.19E-05	1.28E-03
VOC	Chloromethane	74-87-3	1.09E+00	5.62E-05	3.33E-01	1.74E-01	4.01E-04	1.79E-03	2.73E-03	4.90E-06	1.63E-03
VOC	2-Hexanone	591-78-6	7.45E-01	7.57E-05	3.23E-03	1.19E-01	6.59E-03	2.87E-02	2.73E-03	7.83E-05	2.53E-04
VOC	4-Methyl-2-pentanone	108-10-1	6.48E-01	6.74E-05	4.71E-03	1.04E-01	4.55E-03	2.00E-02	2.73E-03	5.46E-05	2.57E-04
VOC	Tetrachloroethene	127-18-4	6.22E-01	7.08E-05	4.90E-01	9.94E-02	2.97E-04	1.33E-03	2.73E-03	3.63E-06	1.78E-03
VOC	Toluene	108-88-3	7.52E-01	7.43E-05	1.80E-01	1.20E-01	6.11E-04	2.73E-03	2.73E-03	7.46E-06	1.35E-03
VOC	Trichloroethene	79-01-6	6.83E-01	7.86E-05	2.88E-01	1.09E-01	4.58E-04	2.05E-03	2.73E-03	5.59E-06	1.61E-03

Notes:	Crack Soil and Building Characteristics			Crack Soil
	SCS Soil texture class			Sand
	Bulk density	kg/L	ρ_b	1.66
	Total porosity	L/L-soil	θ_T	0.375
	Water-filled porosity	L/L-soil	θ_w	0.055
	Air-filled porosity	L/L-soil	θ_a	0.320
	Residual saturation	L/L-soil	θ_r	0.053
	Hydraulic conductivity	cm/s	K	7.4E-03
	Dynamic viscosity of water	g/cm-s	μ_w	0.01307
	Density of water	g/cm^3	ρ_w	1.0
	Gravitational acceleration	cm/s^2	g	980.7
	Intrinsic permeability	cm^2	k	9.9E-08
	Relative saturation	unitless	S_e	0.005
	van Genuchten N	unitless	N	3.177
	van Genuchten M	unitless	M	0.685
	Relative air permeability	unitless	k_{rg}	0.997
	Permeability to vapor	cm^2	k_v	9.88E-08
	Distance from building foundation to source	m	L_{T-gw}	3.10
	Bldg foundation thickness	m	L_{crack}	0.1
	Bldg foundation length	m		10.00
	Bldg foundation width	m		10.00
	Bldg occupied height	m		2.44
	Bldg occupied volume	m^3		244.00
	Occupied depth below ground	m		0.0
	Bldg area for vapor intrusion	m^2	A_B	100.0
	Ratio of A_{crack} to A_B		η	4E-04
	Area of cracks	m^2	A_{crack}	4E-02
	Air exchange rate	$hour^{-1}$	ach	0.45
	Building ventilation rate	m^3/day	Q_{bldg}	2.64E+03
	Pressure difference between outdoors-indoors	$kg/m\text{-}s^2$	ΔP	1.0
	Viscosity of air	kg/m-s	μ_a	1.8E-05
	Crack length (bldg perimeter)	m	X_{crack}	40
	Crack depth below ground	m	Z_{crack}	0.10
	Crack radius	m	r_{crack}	1E-03
	Soil gas flow rate into bldg	m^3/day	Q_{soil}	7.20

Indoor air concentrations resulting from groundwater vapor intrusion into a building are estimated using the relationships described by Johnson and Ettinger (Heuristic model for predicting the intrusion rate of contaminant vapors into buildings, 1991), which USEPA recommends for screening level calculations, as discussed in Appendix A, Section 3.3.1 of the ADEQ-approved Revised Risk Management Plan, which was used as the basis for the ADEQ Remedial Action Decision.

The effective diffusion term DeffT is calculated based on a silty clay soil, as discussed in Appendix A, Section 3.3.1 of the ADEQ-approved Revised Risk Management Program.

RAMBOLL ENVIRON

Attachment C.15: Cancer Risk and Hazard Index Calculations for Vapor Intrusion into a Residential Building (Slab-on-Grade) from Perched Water at VP-8 (Parcel 2) Whirlpool, Fort Smith, Arkansas

							Cancer				Noncancer	
Chem Group	**Chemical**	**CASRN**	**Carc Class**	**ADAF**	**C_{gw}** (mg/L)	**$C_{building}$** (mg/m^3)	**URF** (m^3/mg)	**f_{inh}**	**Risk**		**RfC** (mg/m^3)	**HQ**
VOC	Acetone	67-64-1	ID	N	1.69E-01	4.07E-05					3.1E+01	1.3E-06
VOC	Benzene	71-43-2	A	N	3.90E-04	5.42E-07	7.8E-03		1.7E-09		3.0E-02	1.7E-05
VOC	2-Butanone	78-93-3	ID	N	2.71E-02	6.23E-06					5.0E+00	1.2E-06
VOC	Chloroform	67-66-3	B2	N	1.80E-04	2.31E-07	2.3E-02		2.2E-09		5.0E-02	4.4E-06
VOC	Chloromethane	74-87-3	D	N	2.30E-04	3.75E-07					9.0E-02	4.0E-06
VOC	2-Hexanone	591-78-6	ID	N	8.60E-03	2.18E-06					3.0E-02	7.0E-05
VOC	4-Methyl-2-pentanone	108-10-1	ID	N	1.30E-03	3.35E-07					3.0E+00	1.1E-07
VOC	Tetrachloroethene	127-18-4	LC	N	1.80E-04	3.20E-07	2.6E-04		3.4E-11		4.0E-02	7.7E-06
VOC	Toluene	108-88-3	ID	N	3.40E-04	4.57E-07					5.0E+00	8.8E-08
VOC	Trichloroethene	79-01-6	HC	Y	2.20E-03	3.54E-06	4.1E-03	0.2439	8.2E-09		2.0E-03	1.7E-03
							Cumulative Risk:		1E-08		**HI:**	2E-03
Note:												
f_{inh} is the fraction of the inhalation toxicity value that USEPA identified as having a mutagenic mode of action.												
Only VOCs detected in the 3rd Quarter 2015 water sample at VP-8 (Parcel 2) are shown.												
Risks were calculated assuming residential exposure to groundwater-derived vapors in indoor air for 24 hours per day and 350 days per year for 30 years.												

Attachment C.16: Soil Moisture Profile for Residential Building (Slab-on-Grade) at Soil Vapor Monitoring Point VP-9 (Parcel 3) Whirlpool, Fort Smith, Arkansas

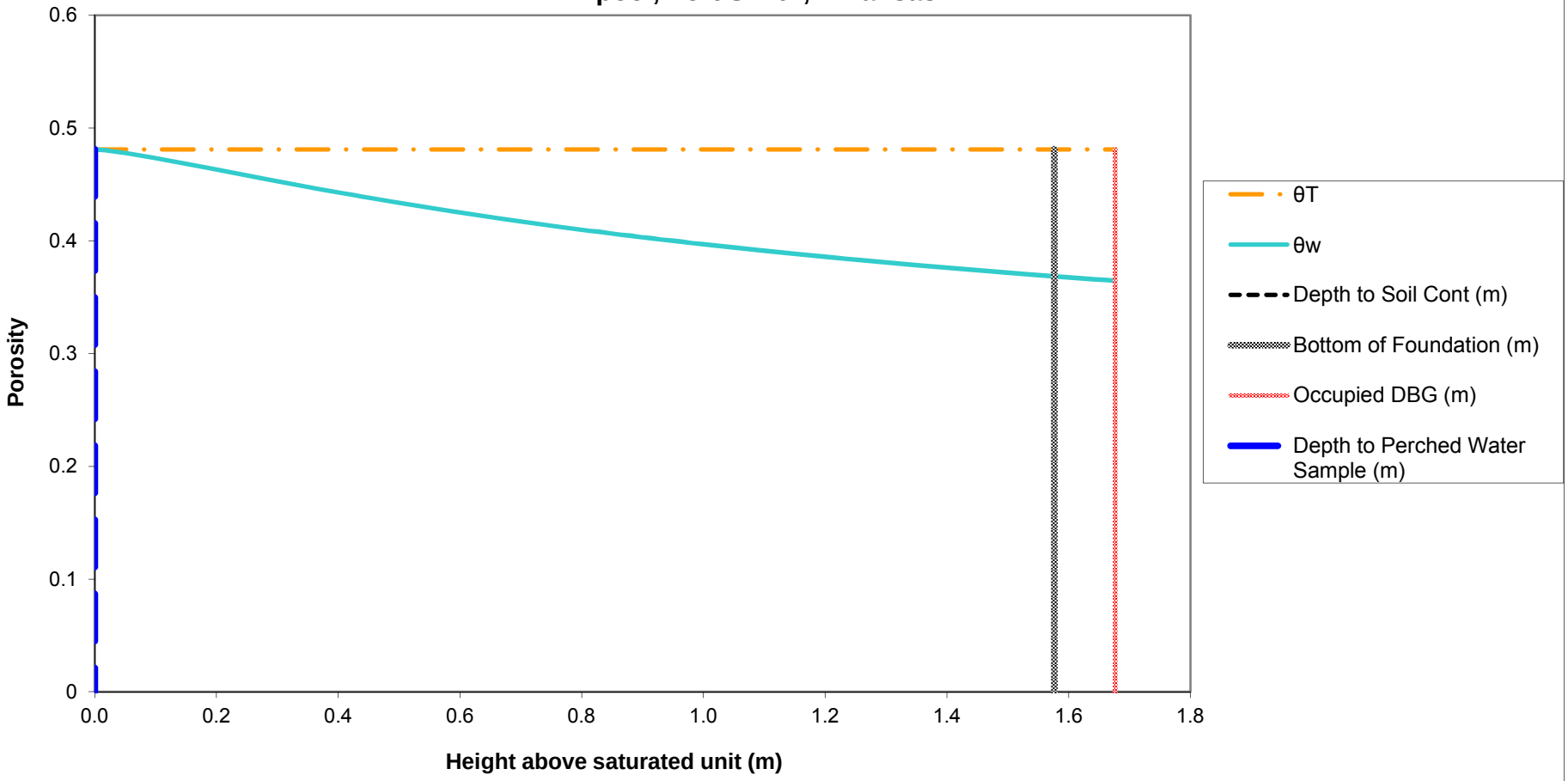

Notes:
The soil-water profile in the vadose zone is estimated using the van Genuchten soil-water retention equation with default water retention parameters appropriate for silt clay, as discussed in Appendix A, Section 3.3.1 of the ADEQ-approved Revised Risk Management Plan, which was used as the basis for the ADEQ Remedial Action Decision.

RAMBOLL ENVIRON

Attachment C.17: Normalized Indoor Air Concentration in a Residential Building (Slab-on-Grade) due to Vapor Intrusion from Perched Water at VP-9 (Parcel 3) Whirlpool, Fort Smith, Arkansas

Chem Group	Chemical	CASRN	D_{air} (m^2/day)	D_{water} (m^2/day)	H (unitless)	D_{crack} (m^2/day)	D_{eff}^T (m^2/day)	α_{soil}	α_{slab}	α_∞	C_{bldg} (L-water/m^3)
VOC	Acetone	67-64-1	1.07E+00	9.85E-05	1.14E-03	1.61E-01	2.07E-02	1.54E-01	2.73E-03	4.21E-04	4.80E-04
VOC	Benzene	71-43-2	7.60E-01	8.47E-05	1.59E-01	1.14E-01	4.01E-04	3.52E-03	2.73E-03	9.63E-06	1.53E-03
VOC	2-Butanone	78-93-3	6.98E-01	8.47E-05	2.00E-03	1.05E-01	1.04E-02	8.37E-02	2.73E-03	2.29E-04	4.57E-04
VOC	Carbon Disulfide	75-15-0	8.99E-01	8.64E-05	9.26E-01	1.35E-01	1.34E-04	1.18E-03	2.73E-03	3.22E-06	2.98E-03
VOC	Chloroform	67-66-3	8.99E-01	8.64E-05	1.07E-01	1.35E-01	5.56E-04	4.88E-03	2.73E-03	1.33E-05	1.43E-03
VOC	Ethyl Benzene	100-41-4	6.48E-01	6.74E-05	2.04E-01	9.74E-02	2.78E-04	2.44E-03	2.73E-03	6.67E-06	1.36E-03
VOC	4-Methyl-2-pentanone	108-10-1	6.48E-01	6.74E-05	4.71E-03	9.74E-02	3.96E-03	3.37E-02	2.73E-03	9.21E-05	4.34E-04
VOC	Tetrachloroethene	127-18-4	6.22E-01	7.08E-05	4.90E-01	9.35E-02	1.59E-04	1.40E-03	2.73E-03	3.82E-06	1.87E-03
VOC	Toluene	108-88-3	7.52E-01	7.43E-05	1.80E-01	1.13E-01	3.38E-04	2.97E-03	2.73E-03	8.11E-06	1.46E-03
VOC	Trichloroethene	79-01-6	6.83E-01	7.86E-05	2.88E-01	1.03E-01	2.50E-04	2.19E-03	2.73E-03	6.00E-06	1.73E-03

Notes:	Crack Soil and Building Characteristics			Crack Soil
	SCS Soil texture class			Sand
	Bulk density	kg/L	ρ_b	1.66
	Total porosity	L/L-soil	θ_T	0.375
	Water-filled porosity	L/L-soil	θ_w	0.061
	Air-filled porosity	L/L-soil	θ_a	0.314
	Residual saturation	L/L-soil	θ_r	0.053
	Hydraulic conductivity	cm/s	K	7.4E-03
	Dynamic viscosity of water	g/cm-s	μ_w	0.01307
	Density of water	g/cm^3	ρ_w	1.0
	Gravitational acceleration	cm/s^2	g	980.7
	Intrinsic permeability	cm^2	k	9.9E-08
	Relative saturation	unitless	S_e	0.023
	van Genuchten N	unitless	N	3.177
	van Genuchten M	unitless	M	0.685
	Relative air permeability	unitless	k_{rg}	0.983
	Permeability to vapor	cm^2	k_v	9.74E-08
	Distance from building foundation to source	m	L_{T-gw}	1.58
	Bldg foundation thickness	m	L_{crack}	0.1
	Bldg foundation length	m		10.00
	Bldg foundation width	m		10.00
	Bldg occupied height	m		2.44
	Bldg occupied volume	m^3		244.00
	Occupied depth below ground	m		0.0
	Bldg area for vapor intrusion	m^2	A_B	100.0
	Ratio of A_{crack} to A_B		η	4E-04
	Area of cracks	m^2	A_{crack}	4E-02
	Air exchange rate	$hour^{-1}$	ach	0.45
	Building ventilation rate	m^3/day	Q_{bldg}	2.64E+03
	Pressure difference between outdoors-indoors	$kg/m\text{-}s^2$	ΔP	1.0
	Viscosity of air	kg/m-s	μ_a	1.8E-05
	Crack length (bldg perimeter)	m	X_{crack}	40
	Crack depth below ground	m	Z_{crack}	0.10
	Crack radius	m	r_{crack}	1E-03
	Soil gas flow rate into bldg	m^3/day	Q_{soil}	7.20

Indoor air concentrations resulting from groundwater vapor intrusion into a building are estimated using the relationships described by Johnson and Ettinger (Heuristic model for predicting the intrusion rate of contaminant vapors into buildings, 1991), which USEPA recommends for screening level calculations, as discussed in Appendix A, Section 3.3.1 of the ADEQ-approved Revised Risk Management Plan, which was used as the basis for the ADEQ Remedial Action Decision.

The effective diffusion term DeffT is calculated based on a silty clay soil, as discussed in Appendix A, Section 3.3.1 of the ADEQ-approved Revised Risk Management Program.

RAMBOLL ENVIRON

Attachment C.18: Cancer Risk and Hazard Index Calculations for Vapor Intrusion into a Residential Building (Slab-on-Grade) from Perched Water at VP-9 (Parcel 3) Whirlpool, Fort Smith, Arkansas

							Cancer				Noncancer	
Chem Group	**Chemical**	**CASRN**	**Carc Class**	**ADAF**	**C_{gw}** (mg/L)	**$C_{building}$** (mg/m^3)	**URF** (m^3/mg)	**f_{inh}**	**Risk**		**RfC** (mg/m^3)	**HQ**
VOC	Acetone	67-64-1	ID	N	7.42E-02	3.56E-05					3.1E+01	1.1E-06
VOC	Benzene	71-43-2	A	N	1.20E-04	1.84E-07	7.8E-03		5.9E-10		3.0E-02	5.9E-06
VOC	2-Butanone	78-93-3	ID	N	8.00E-03	3.65E-06					5.0E+00	7.0E-07
VOC	Carbon Disulfide	75-15-0		N	2.90E-04	8.64E-07					7.0E-01	1.2E-06
VOC	Chloroform	67-66-3	B2	N	6.30E-04	9.02E-07	2.3E-02		8.5E-09		5.0E-02	1.7E-05
VOC	Ethyl Benzene	100-41-4	D	N	5.10E-04	6.95E-07					1.0E+00	6.7E-07
VOC	4-Methyl-2-pentanone	108-10-1	ID	N	8.60E-04	3.73E-07					3.0E+00	1.2E-07
VOC	Tetrachloroethene	127-18-4	LC	N	2.60E-04	4.87E-07	2.6E-04		5.2E-11		4.0E-02	1.2E-05
VOC	Toluene	108-88-3	ID	N	7.00E-04	1.02E-06					5.0E+00	2.0E-07
VOC	Trichloroethene	79-01-6	HC	Y	2.40E-03	4.15E-06	4.1E-03	0.2439	9.6E-09		2.0E-03	2.0E-03
							Cumulative Risk:		2E-08		**HI:**	2E-03
Note:												
f_{inh} is the fraction of the inhalation toxicity value that USEPA identified as having a mutagenic mode of action.												
Only VOCs detected in the 3rd Quarter 2015 water sample at VP-9 (Parcel 3) are shown.												
Risks were calculated assuming residential exposure to groundwater-derived vapors in indoor air for 24 hours per day and 350 days per year for 30 years.												

Attachment C.19: Soil Moisture Profile for Residential Building (Slab-on-Grade) at Soil Vapor Monitoring Point VP-10 (Parcel 3) Whirlpool, Fort Smith, Arkansas

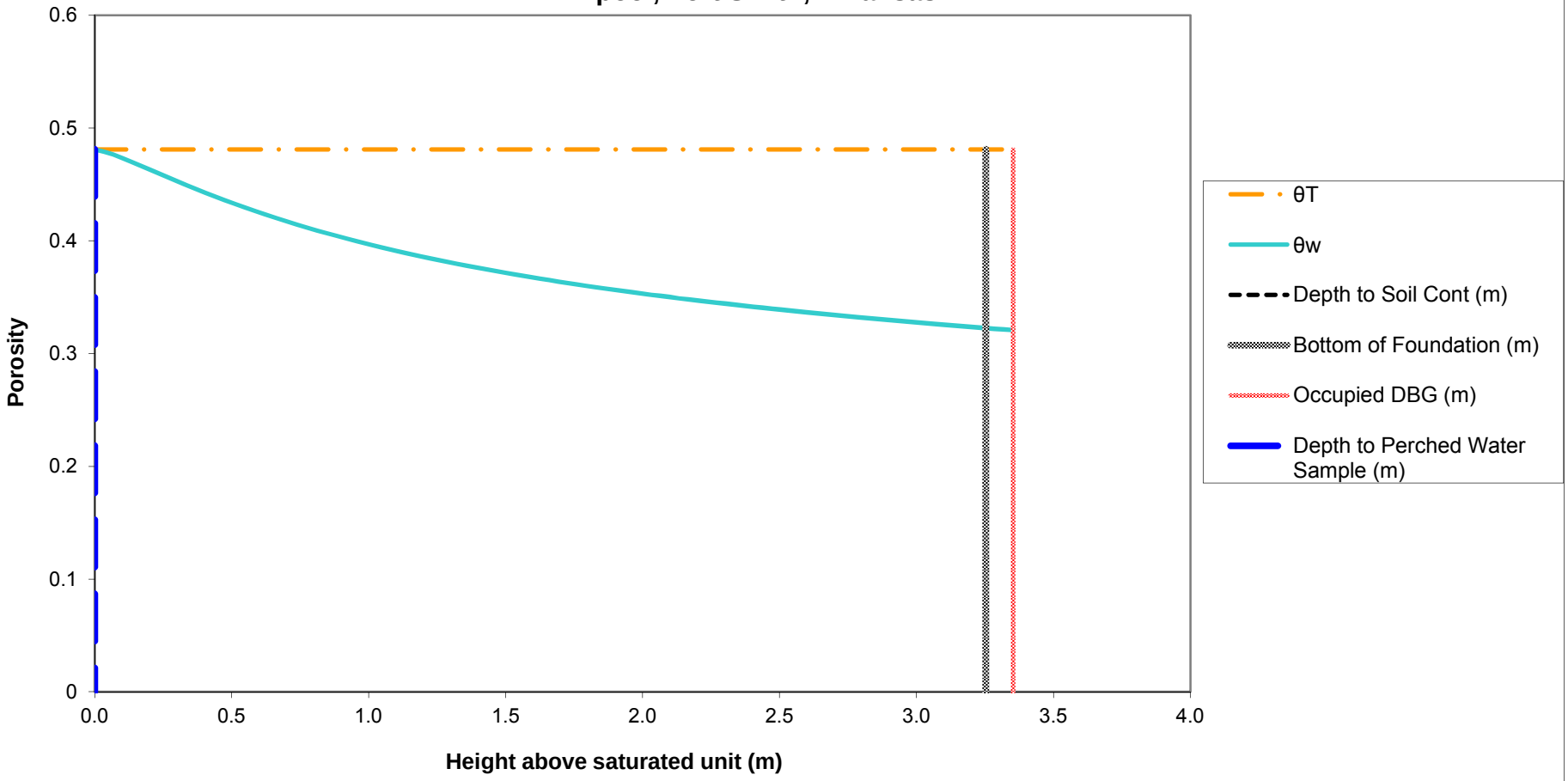

Notes:
The soil-water profile in the vadose zone is estimated using the van Genuchten soil-water retention equation with default water retention parameters appropriate for silt clay, as discussed in Appendix A, Section 3.3.1 of the ADEQ-approved Revised Risk Management Plan, which was used as the basis for the ADEQ Remedial Action Decision.

RAMBOLL ENVIRON

Attachment C.20: Normalized Indoor Air Concentration in a Residential Building (Slab-on-Grade) due to Vapor Intrusion from Perched Water at VP-10 (Parcel 3) Whirlpool, Fort Smith, Arkansas

Chem Group	Chemical	CASRN	D_{air} (m^2/day)	D_{water} (m^2/day)	H (unitless)	D_{crack} (m^2/day)	D_{eff}^T (m^2/day)	α_{soil}	α_{slab}	α_{∞}	C_{bldg} (L-water/m^3)
VOC	Acetone	67-64-1	1.07E+00	9.85E-05	1.14E-03	1.72E-01	1.87E-02	7.39E-02	2.73E-03	2.02E-04	2.30E-04
VOC	Benzene	71-43-2	7.60E-01	8.47E-05	1.59E-01	1.22E-01	7.54E-04	3.21E-03	2.73E-03	8.77E-06	1.39E-03
VOC	2-Butanone	78-93-3	6.98E-01	8.47E-05	2.00E-03	1.12E-01	9.86E-03	4.04E-02	2.73E-03	1.10E-04	2.21E-04
VOC	Carbon Disulfide	75-15-0	8.99E-01	8.64E-05	9.26E-01	1.44E-01	2.69E-04	1.15E-03	2.73E-03	3.14E-06	2.90E-03
VOC	Chloroform	67-66-3	8.99E-01	8.64E-05	1.07E-01	1.44E-01	1.03E-03	4.38E-03	2.73E-03	1.20E-05	1.28E-03
VOC	cis-1,2-Dichloroethene	156-59-2	6.36E-01	9.76E-05	1.19E-01	1.02E-01	9.03E-04	3.84E-03	2.73E-03	1.05E-05	1.24E-03
VOC	4-Methyl-2-pentanone	108-10-1	6.48E-01	6.74E-05	4.71E-03	1.04E-01	4.65E-03	1.95E-02	2.73E-03	5.32E-05	2.51E-04
VOC	Tetrachloroethene	127-18-4	6.22E-01	7.08E-05	4.90E-01	9.96E-02	3.13E-04	1.34E-03	2.73E-03	3.65E-06	1.79E-03
VOC	Toluene	108-88-3	7.52E-01	7.43E-05	1.80E-01	1.20E-01	6.43E-04	2.74E-03	2.73E-03	7.49E-06	1.35E-03
VOC	Trichloroethene	79-01-6	6.83E-01	7.86E-05	2.88E-01	1.09E-01	4.82E-04	2.06E-03	2.73E-03	5.62E-06	1.62E-03

Notes:	Crack Soil and Building Characteristics			Crack Soil
	SCS Soil texture class			Sand
	Bulk density	kg/L	ρ_b	1.66
	Total porosity	L/L-soil	θ_T	0.375
	Water-filled porosity	L/L-soil	θ_w	0.055
	Air-filled porosity	L/L-soil	θ_a	0.320
	Residual saturation	L/L-soil	θ_r	0.053
	Hydraulic conductivity	cm/s	K	7.4E-03
	Dynamic viscosity of water	g/cm-s	μ_w	0.01307
	Density of water	g/cm^3	ρ_w	1.0
	Gravitational acceleration	cm/s^2	g	980.7
	Intrinsic permeability	cm^2	k	9.9E-08
	Relative saturation	unitless	S_e	0.005
	van Genuchten N	unitless	N	3.177
	van Genuchten M	unitless	M	0.685
	Relative air permeability	unitless	k_{rg}	0.997
	Permeability to vapor	cm^2	k_v	9.89E-08
	Distance from building foundation to source	m	L_{T-gw}	3.25
	Bldg foundation thickness	m	L_{crack}	0.1
	Bldg foundation length	m		10.00
	Bldg foundation width	m		10.00
	Bldg occupied height	m		2.44
	Bldg occupied volume	m^3		244.00
	Occupied depth below ground	m		0.0
	Bldg area for vapor intrusion	m^2	A_B	100.0
	Ratio of A_{crack} to A_B		η	4E-04
	Area of cracks	m^2	A_{crack}	4E-02
	Air exchange rate	$hour^{-1}$	ach	0.45
	Building ventilation rate	m^3/day	Q_{bldg}	2.64E+03
	Pressure difference between outdoors-indoors	$kg/m\text{-}s^2$	ΔP	1.0
	Viscosity of air	kg/m-s	μ_a	1.8E-05
	Crack length (bldg perimeter)	m	X_{crack}	40
	Crack depth below ground	m	Z_{crack}	0.10
	Crack radius	m	r_{crack}	1E-03
	Soil gas flow rate into bldg	m^3/day	Q_{soil}	7.20

Indoor air concentrations resulting from groundwater vapor intrusion into a building are estimated using the relationships described by Johnson and Ettinger (Heuristic model for predicting the intrusion rate of contaminant vapors into buildings, 1991), which USEPA recommends for screening level calculations, as discussed in Appendix A, Section 3.3.1 of the ADEQ-approved Revised Risk Management Plan, which was used as the basis for the ADEQ Remedial Action Decision.

The effective diffusion term DeffT is calculated based on a silty clay soil, as discussed in Appendix A, Section 3.3.1 of the ADEQ-approved Revised Risk Management Program.

RAMBOLL ENVIRON

Attachment C.21: Cancer Risk and Hazard Index Calculations for Vapor Intrusion into a Residential Building (Slab-on-Grade) from Perched Water at VP-10 (Parcel 3) Whirlpool, Fort Smith, Arkansas

							Cancer				Noncancer	
Chem Group	**Chemical**	**CASRN**	**Carc Class**	**ADAF**	**C_{gw}** (mg/L)	**$C_{building}$** (mg/m^3)	**URF** (m^3/mg)	**f_{inh}**	**Risk**		**RfC** (mg/m^3)	**HQ**
VOC	Acetone	67-64-1	ID	N	1.66E-02	3.82E-06					3.1E+01	1.2E-07
VOC	Benzene	71-43-2	A	N	4.40E-04	6.13E-07	7.8E-03		2.0E-09		3.0E-02	2.0E-05
VOC	2-Butanone	78-93-3	ID	N	3.20E-03	7.06E-07					5.0E+00	1.4E-07
VOC	Carbon Disulfide	75-15-0		N	2.30E-04	6.68E-07					7.0E-01	9.1E-07
VOC	Chloroform	67-66-3	B2	N	1.05E-02	1.35E-05	2.3E-02		1.3E-07		5.0E-02	2.6E-04
VOC	cis-1,2-Dichloroethene	156-59-2	ID	N	3.40E-04	4.23E-07						
VOC	4-Methyl-2-pentanone	108-10-1	ID	N	5.50E-04	1.38E-07					3.0E+00	4.4E-08
VOC	Tetrachloroethene	127-18-4	LC	N	1.60E-04	2.87E-07	2.6E-04		3.1E-11		4.0E-02	6.9E-06
VOC	Toluene	108-88-3	ID	N	1.50E-03	2.03E-06					5.0E+00	3.9E-07
VOC	Trichloroethene	79-01-6	HC	Y	6.10E-03	9.87E-06	4.1E-03	0.2439	2.3E-08		2.0E-03	4.7E-03
							Cumulative Risk:		2E-07		**HI:**	5E-03
Note:												
f_{inh} is the fraction of the inhalation toxicity value that USEPA identified as having a mutagenic mode of action.												
Only VOCs detected in the 3rd Quarter 2015 water sample at VP-10 (Parcel 3) are shown.												
Risks were calculated assuming residential exposure to groundwater-derived vapors in indoor air for 24 hours per day and 350 days per year for 30 years.												

Attachment C.22: Soil Moisture Profile for Residential Building (Slab-on-Grade) at Shallow Groundwater Monitoring Well MW-181 (Parcel 4) Whirlpool, Fort Smith, Arkansas

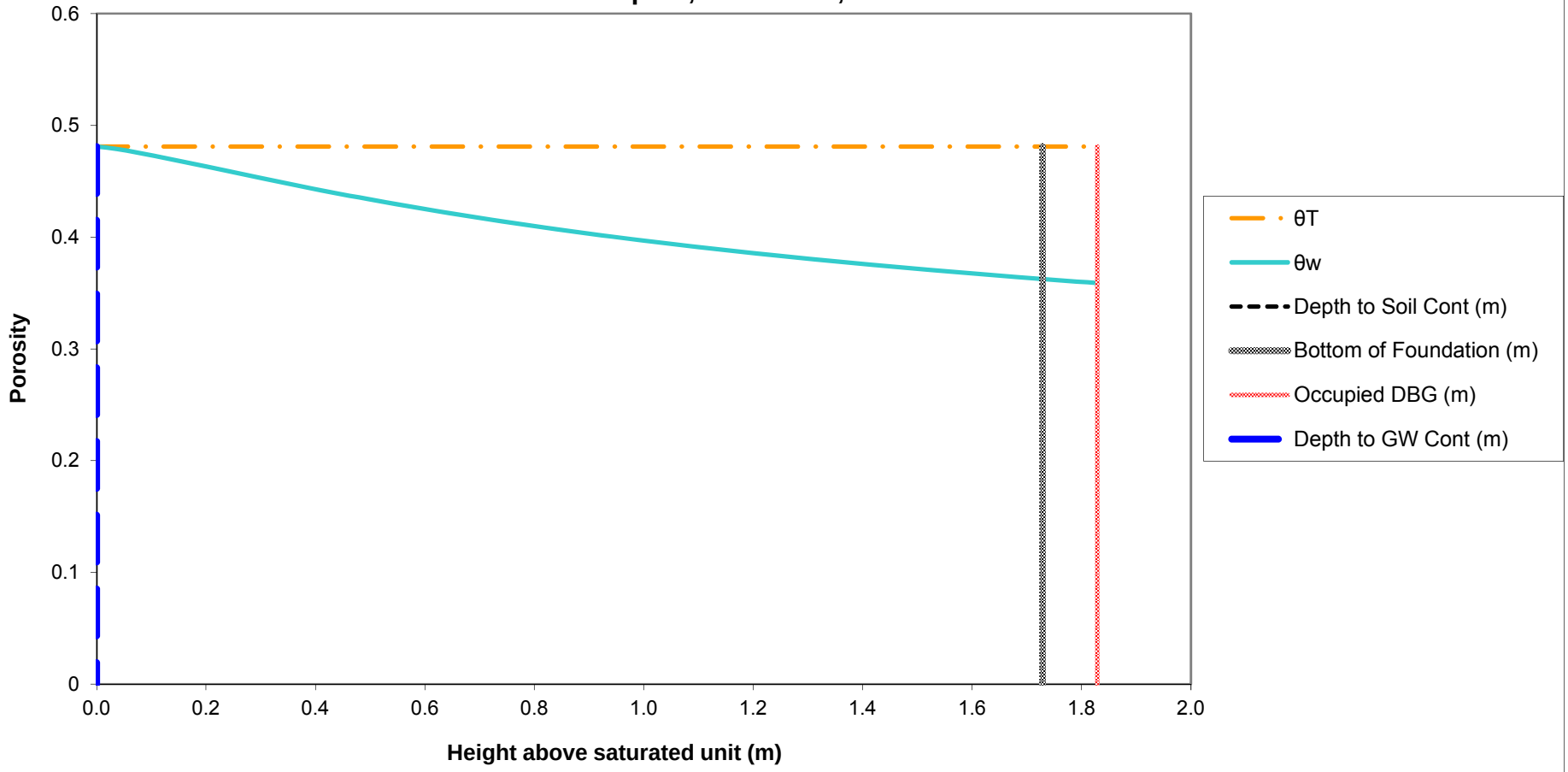

Notes:
The soil-water profile in the vadose zone is estimated using the van Genuchten soil-water retention equation with default water retention parameters appropriate for silt clay, as discussed in Appendix A, Section 3.3.1 of the ADEQ-approved Revised Risk Management Plan, which was used as the basis for the ADEQ Remedial Action Decision.

RAMBOLL ENVIRON

Attachment C.23: Normalized Indoor Air Concentration in a Residential Building (Slab-on-Grade) due to Vapor Intrusion from Shallow Groundwater at MW-181 (Parcel 4) Whirlpool, Fort Smith, Arkansas

Chem Group	Chemical	CASRN	D_{air} (m^2/day)	D_{water} (m^2/day)	H (unitless)	D_{crack} (m^2/day)	D_{eff}^T (m^2/day)	α_{soil}	α_{slab}	α_∞	C_{bldg} (L-water/m^3)
VOC	Acetone	67-64-1	1.07E+00	9.85E-05	1.14E-03	1.63E-01	2.03E-02	1.40E-01	2.73E-03	3.83E-04	4.36E-04
VOC	2-Butanone	78-93-3	6.98E-01	8.47E-05	2.00E-03	1.06E-01	1.02E-02	7.57E-02	2.73E-03	2.07E-04	4.13E-04
VOC	Carbon Disulfide	75-15-0	8.99E-01	8.64E-05	9.26E-01	1.37E-01	1.45E-04	1.17E-03	2.73E-03	3.19E-06	2.95E-03
VOC	1,2-Dichloropropane	78-87-5	6.76E-01	7.54E-05	7.82E-02	1.03E-01	6.06E-04	4.84E-03	2.73E-03	1.32E-05	1.03E-03
Notes:	**Crack Soil and Building Characteristics**			**Crack Soil**							
	SCS Soil texture class			Sand							
	Bulk density	kg/L	ρ_b	1.66							
	Total porosity	L/L-soil	θ_T	0.375							
	Water-filled porosity	L/L-soil	θ_w	0.059							
	Air-filled porosity	L/L-soil	θ_a	0.316							
	Residual saturation	L/L-soil	θ_r	0.053							
	Hydraulic conductivity	cm/s	K	7.4E-03							
	Dynamic viscosity of water	g/cm-s	μ_w	0.01307							
	Density of water	g/cm^3	ρ_w	1.0							
	Gravitational acceleration	cm/s^2	g	980.7							
	Intrinsic permeability	cm^2	k	9.9E-08							
	Relative saturation	unitless	S_e	0.019							
	van Genuchten N	unitless	N	3.177							
	van Genuchten M	unitless	M	0.685							
	Relative air permeability	unitless	k_{rg}	0.986							
	Permeability to vapor	cm^2	k_v	9.78E-08							
	Distance from building foundation to source	m	L_{T-gw}	1.73							
	Bldg foundation thickness	m	L_{crack}	0.1							
	Bldg foundation length	m		10.00							
	Bldg foundation width	m		10.00							
	Bldg occupied height	m		2.44							
	Bldg occupied volume	m^3		244.00							
	Occupied depth below ground	m		0.0							
	Bldg area for vapor intrusion	m^2	A_B	100.0							
	Ratio of A_{crack} to A_B		η	4E-04							
	Area of cracks	m^2	A_{crack}	4E-02							
	Air exchange rate	$hour^{-1}$	ach	0.45							
	Building ventilation rate	m^3/day	Q_{bldg}	2.64E+03							
	Pressure difference between outdoors-indoors	$kg/m\text{-}s^2$	ΔP	1.0							
	Viscosity of air	kg/m-s	μ_a	1.8E-05							
	Crack length (bldg perimeter)	m	X_{crack}	40							
	Crack depth below ground	m	Z_{crack}	0.10							
	Crack radius	m	r_{crack}	1E-03							
	Soil gas flow rate into bldg	m^3/day	Q_{soil}	7.20							
	Indoor air concentrations resulting from groundwater vapor intrusion into a building are estimated using the relationships described by Johnson and Ettinger (Heuristic model for predicting the intrusion rate of contaminant vapors into buildings, 1991), which USEPA recommends for screening level calculations, as discussed in Appendix A, Section 3.3.1 of the ADEQ-approved Revised Risk Management Plan, which was used as the basis for the ADEQ Remedial Action Decision.										
	The effective diffusion term DeffT is calculated based on a silty clay soil, as discussed in Appendix A, Section 3.3.1 of the ADEQ-approved Revised Risk Management Program.										

RAMBOLL ENVIRON

Attachment C.24: Cancer Risk and Hazard Index Calculations for Vapor Intrusion into a Residential Building (Slab-on-Grade) from Shallow Groundwater at MW-181 (Parcel 4) Whirlpool, Fort Smith, Arkansas

							Cancer				Noncancer	
Chem Group	**Chemical**	**CASRN**	**Carc Class**	**ADAF**	**C_{gw}** (mg/L)	**$C_{building}$** (mg/m^3)	**URF** (m^3/mg)	**f_{inh}**	**Risk**		**RfC** (mg/m^3)	**HQ**
VOC	Acetone	67-64-1	ID	N	1.25E-02	5.45E-06					3.1E+01	1.7E-07
VOC	2-Butanone	78-93-3	ID	N	3.80E-03	1.57E-06					5.0E+00	3.0E-07
VOC	Carbon Disulfide	75-15-0		N	9.80E-04	2.89E-06					7.0E-01	4.0E-06
VOC	1,2-Dichloropropane	78-87-5	B2	N	2.50E-04	2.59E-07					4.0E-03	6.2E-05
							Cumulative Risk:				**HI:**	7E-05
Note:												
f_{inh} is the fraction of the inhalation toxicity value that USEPA identified as having a mutagenic mode of action.												
Only VOCs detected in the 3rd Quarter 2015 groundwater sample at MW-181 (Parcel 4) are shown.												
Risks were calculated assuming residential exposure to groundwater-derived vapors in indoor air for 24 hours per day and 350 days per year for 30 years.												

Attachment C.25: Soil Moisture Profile for Residential Building (Slab-on-Grade) at Groundwater Monitoring Well MW-71 (Parcel 4) Whirlpool, Fort Smith, Arkansas

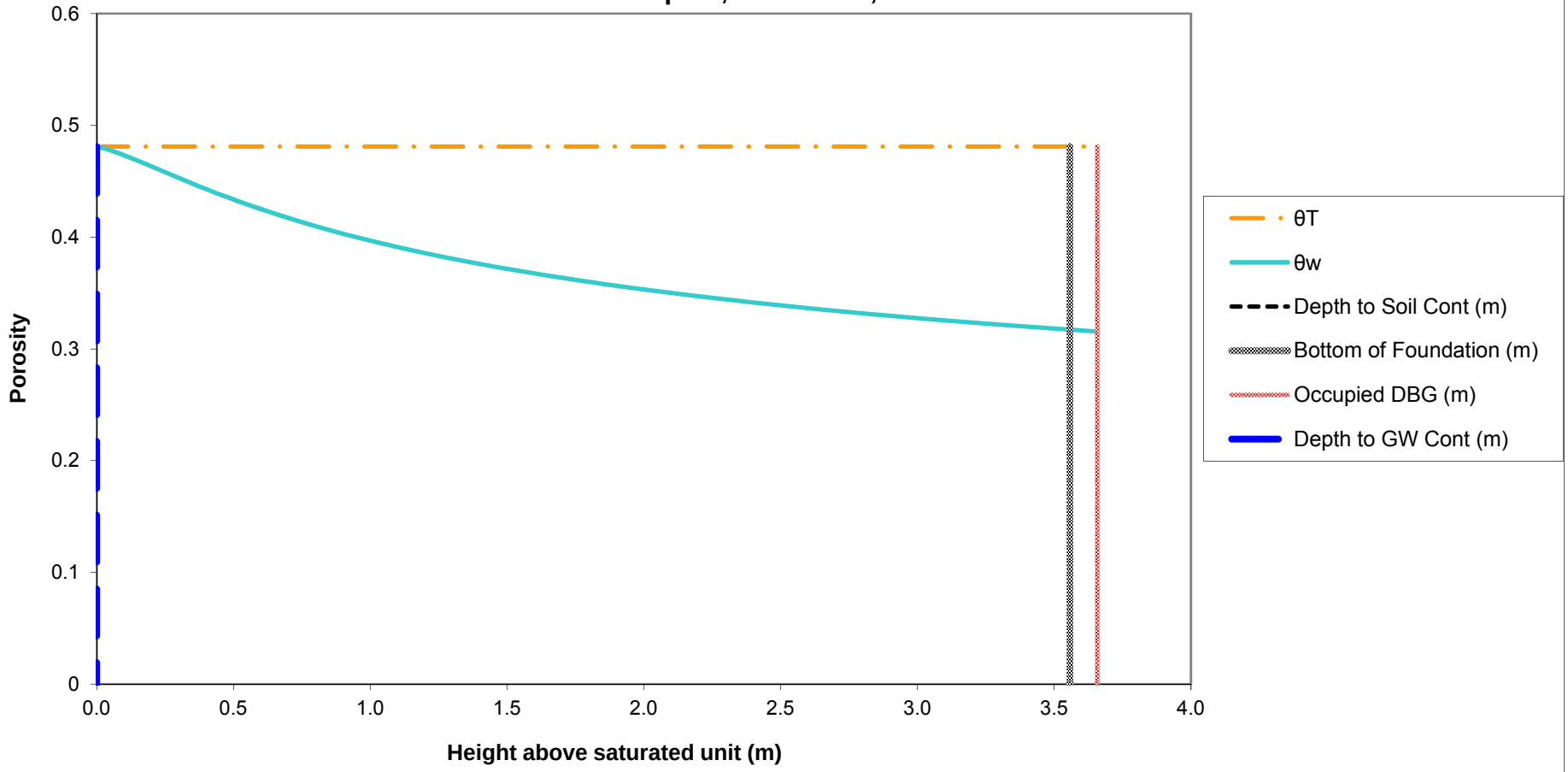

Notes:
The soil-water profile in the vadose zone is estimated using the van Genuchten soil-water retention equation with default water retention parameters appropriate for silt clay, as discussed in Appendix A, Section 3.3.1 of the ADEQ-approved Revised Risk Management Plan, which was used as the basis for the ADEQ Remedial Action Decision.

RAMBOLL ENVIRON

Attachment C.26: Normalized Indoor Air Concentration in a Residential Building (Slab-on-Grade) due to Vapor Intrusion from Groundwater at MW-71 (Parcel 4) Whirlpool, Fort Smith, Arkansas

Chem Group	Chemical	CASRN	D_{air} (m^2/day)	D_{water} (m^2/day)	H (unitless)	D_{crack} (m^2/day)	D_{eff}^T (m^2/day)	α_{soil}	α_{slab}	α_{∞}	C_{bldg} (L-water/m^3)
VOC	1,1-Dichloroethene	75-35-4	7.78E-01	8.99E-05	8.10E-01	1.25E-01	3.12E-04	1.22E-03	2.73E-03	3.32E-06	2.69E-03
VOC	cis-1,2-Dichloroethene	156-59-2	6.36E-01	9.76E-05	1.19E-01	1.02E-01	9.72E-04	3.78E-03	2.73E-03	1.03E-05	1.22E-03
VOC	Trichloroethene	79-01-6	6.83E-01	7.86E-05	2.88E-01	1.10E-01	5.23E-04	2.04E-03	2.73E-03	5.57E-06	1.60E-03
VOC	Vinyl Chloride	75-01-4	9.16E-01	1.06E-04	9.00E-01	1.47E-01	3.44E-04	1.34E-03	2.73E-03	3.66E-06	3.30E-03
Notes:	**Crack Soil and Building Characteristics**			**Crack Soil**							
	SCS Soil texture class			Sand							
	Bulk density	kg/L	ρ_b	1.66							
	Total porosity	L/L-soil	θ_T	0.375							
	Water-filled porosity	L/L-soil	θ_w	0.054							
	Air-filled porosity	L/L-soil	θ_a	0.321							
	Residual saturation	L/L-soil	θ_r	0.053							
	Hydraulic conductivity	cm/s	K	7.4E-03							
	Dynamic viscosity of water	g/cm-s	μ_w	0.01307							
	Density of water	g/cm^3	ρ_w	1.0							
	Gravitational acceleration	cm/s^2	g	980.7							
	Intrinsic permeability	cm^2	k	9.9E-08							
	Relative saturation	unitless	S_e	0.004							
	van Genuchten N	unitless	N	3.177							
	van Genuchten M	unitless	M	0.685							
	Relative air permeability	unitless	k_{rg}	0.998							
	Permeability to vapor	cm^2	k_v	9.89E-08							
	Distance from building foundation to source	m	L_{T-gw}	3.56							
	Bldg foundation thickness	m	L_{crack}	0.1							
	Bldg foundation length	m		10.00							
	Bldg foundation width	m		10.00							
	Bldg occupied height	m		2.44							
	Bldg occupied volume	m^3		244.00							
	Occupied depth below ground	m		0.0							
	Bldg area for vapor intrusion	m^2	A_B	100.0							
	Ratio of A_{crack} to A_B		η	4E-04							
	Area of cracks	m^2	A_{crack}	4E-02							
	Air exchange rate	$hour^{-1}$	ach	0.45							
	Building ventilation rate	m^3/day	Q_{bldg}	2.64E+03							
	Pressure difference between outdoors-indoors	$kg/m\text{-}s^2$	ΔP	1.0							
	Viscosity of air	kg/m-s	μ_a	1.8E-05							
	Crack length (bldg perimeter)	m	X_{crack}	40							
	Crack depth below ground	m	Z_{crack}	0.10							
	Crack radius	m	r_{crack}	1E-03							
	Soil gas flow rate into bldg	m^3/day	Q_{soil}	7.20							
	Indoor air concentrations resulting from groundwater vapor intrusion into a building are estimated using the relationships described by Johnson and Ettinger (Heuristic model for predicting the intrusion rate of contaminant vapors into buildings, 1991), which USEPA recommends for screening level calculations, as discussed in Appendix A, Section 3.3.1 of the ADEQ-approved Revised Risk Management Plan, which was used as the basis for the ADEQ Remedial Action Decision.										
	The effective diffusion term DeffT is calculated based on a silty clay soil, as discussed in Appendix A, Section 3.3.1 of the ADEQ-approved Revised Risk Management Program.										

RAMBOLL ENVIRON

Attachment C.27: Cancer Risk and Hazard Index Calculations for Vapor Intrusion into a Residential Building (Slab-on-Grade) from Groundwater at MW-71 (Parcel 4) Whirlpool, Fort Smith, Arkansas

							Cancer				Noncancer	
Chem Group	**Chemical**	**CASRN**	**Carc Class**	**ADAF**	**C_{gw}** (mg/L)	**$C_{building}$** (mg/m^3)	**URF** (m^3/mg)	**f_{inh}**	**Risk**		**RfC** (mg/m^3)	**HQ**
VOC	1,1-Dichloroethene	75-35-4	C	N	1.40E-03	3.77E-06					2.0E-01	1.8E-05
VOC	cis-1,2-Dichloroethene	156-59-2	ID	N	5.30E-03	6.49E-06						
VOC	Trichloroethene	79-01-6	HC	Y	1.65E-01	2.65E-04	4.1E-03	0.2439	6.1E-07		2.0E-03	1.3E-01
VOC	Vinyl Chloride	75-01-4	A	N	4.80E-04	1.58E-06	4.4E-03		9.8E-09		1.0E-01	1.5E-05
							Cumulative Risk:		6E-07		**HI:**	1E-01
Note:												
f_{inh} is the fraction of the inhalation toxicity value that USEPA identified as having a mutagenic mode of action.												
Only VOCs detected in the 3rd Quarter 2015 groundwater sample at MW-71 (Parcel 4) are shown.												
Risks were calculated assuming residential exposure to groundwater-derived vapors in indoor air for 24 hours per day and 350 days per year for 30 years.												

Attachment C.28: Soil Moisture Profile for Residential Building (Slab-on-Grade) at Soil Vapor Monitoring Point VP-15 (Parcel 6) Whirlpool, Fort Smith, Arkansas

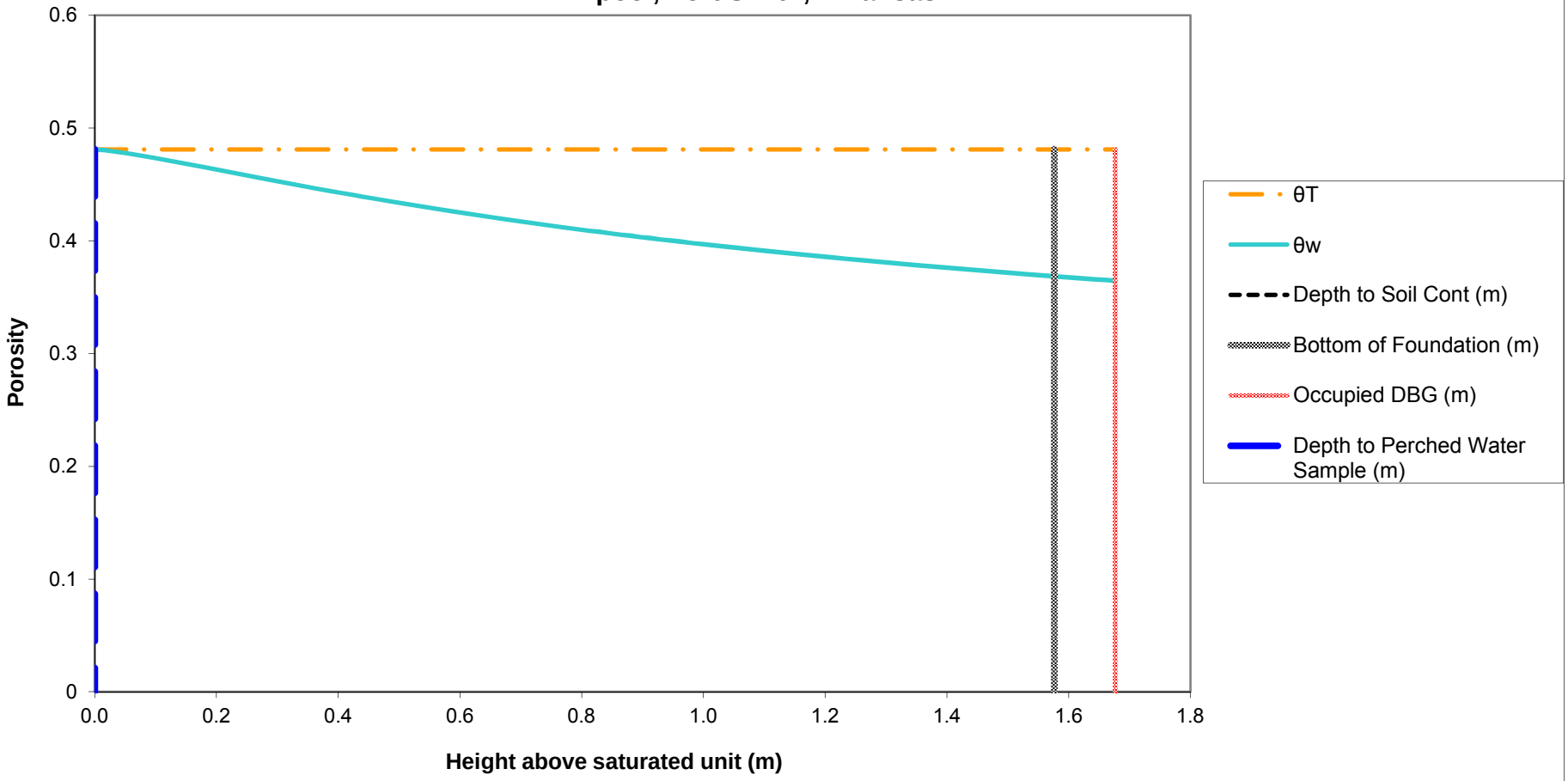

Notes:
The soil-water profile in the vadose zone is estimated using the van Genuchten soil-water retention equation with default water retention parameters appropriate for silt clay, as discussed in Appendix A, Section 3.3.1 of the ADEQ-approved Revised Risk Management Plan, which was used as the basis for the ADEQ Remedial Action Decision.

RAMBOLL ENVIRON

Attachment C.29: Normalized Indoor Air Concentration in a Residential Building (Slab-on-Grade) due to Vapor Intrusion from Perched Water at VP-15 (Parcel 6)
Whirlpool, Fort Smith, Arkansas

Chem Group	Chemical	CASRN	D_{air} (m^2/day)	D_{water} (m^2/day)	H (unitless)	D_{crack} (m^2/day)	D_{eff}^T (m^2/day)	α_{soil}	α_{slab}	α_∞	C_{bldg} (L-water/m^3)
VOC	Acetone	67-64-1	1.07E+00	9.85E-05	1.14E-03	1.61E-01	2.07E-02	1.54E-01	2.73E-03	4.21E-04	4.80E-04
VOC	Benzene	71-43-2	7.60E-01	8.47E-05	1.59E-01	1.14E-01	4.01E-04	3.52E-03	2.73E-03	9.63E-06	1.53E-03
VOC	Carbon Disulfide	75-15-0	8.99E-01	8.64E-05	9.26E-01	1.35E-01	1.34E-04	1.18E-03	2.73E-03	3.22E-06	2.98E-03
VOC	cis-1,2-Dichloroethene	156-59-2	6.36E-01	9.76E-05	1.19E-01	9.56E-02	5.01E-04	4.39E-03	2.73E-03	1.20E-05	1.42E-03
VOC	Vinyl Chloride	75-01-4	9.16E-01	1.06E-04	9.00E-01	1.38E-01	1.58E-04	1.39E-03	2.73E-03	3.79E-06	3.42E-03

Notes:	Crack Soil and Building Characteristics			Crack Soil
	SCS Soil texture class			Sand
	Bulk density	kg/L	ρ_b	1.66
	Total porosity	L/L-soil	θ_T	0.375
	Water-filled porosity	L/L-soil	θ_w	0.061
	Air-filled porosity	L/L-soil	θ_a	0.314
	Residual saturation	L/L-soil	θ_r	0.053
	Hydraulic conductivity	cm/s	K	7.4E-03
	Dynamic viscosity of water	g/cm-s	μ_w	0.01307
	Density of water	g/cm^3	ρ_w	1.0
	Gravitational acceleration	cm/s^2	g	980.7
	Intrinsic permeability	cm^2	k	9.9E-08
	Relative saturation	unitless	S_e	0.023
	van Genuchten N	unitless	N	3.177
	van Genuchten M	unitless	M	0.685
	Relative air permeability	unitless	k_{rg}	0.983
	Permeability to vapor	cm^2	k_v	9.74E-08
	Distance from building foundation to source	m	L_{T-gw}	1.58
	Bldg foundation thickness	m	L_{crack}	0.1
	Bldg foundation length	m		10.00
	Bldg foundation width	m		10.00
	Bldg occupied height	m		2.44
	Bldg occupied volume	m^3		244.00
	Occupied depth below ground	m		0.0
	Bldg area for vapor intrusion	m^2	A_B	100.0
	Ratio of A_{crack} to A_B		η	4E-04
	Area of cracks	m^2	A_{crack}	4E-02
	Air exchange rate	$hour^{-1}$	ach	0.45
	Building ventilation rate	m^3/day	Q_{bldg}	2.64E+03
	Pressure difference between outdoors-indoors	$kg/m-s^2$	ΔP	1.0
	Viscosity of air	kg/m-s	μ_a	1.8E-05
	Crack length (bldg perimeter)	m	X_{crack}	40
	Crack depth below ground	m	Z_{crack}	0.10
	Crack radius	m	r_{crack}	1E-03
	Soil gas flow rate into bldg	m^3/day	Q_{soil}	7.20

Indoor air concentrations resulting from groundwater vapor intrusion into a building are estimated using the relationships described by Johnson and Ettinger (Heuristic model for predicting the intrusion rate of contaminant vapors into buildings, 1991), which USEPA recommends for screening level calculations, as discussed in Appendix A, Section 3.3.1 of the ADEQ-approved Revised Risk Management Plan, which was used as the basis for the ADEQ Remedial Action Decision.

The effective diffusion term DeffT is calculated based on a silty clay soil, as discussed in Appendix A, Section 3.3.1 of the ADEQ-approved Revised Risk Management Program.

RAMBOLL ENVIRON

Attachment C.30: Cancer Risk and Hazard Index Calculations for Vapor Intrusion into a Residential Building (Slab-on-Grade) from Perched Water at VP-15 (Parcel 6) Whirlpool, Fort Smith, Arkansas

							Cancer				Noncancer	
Chem Group	**Chemical**	**CASRN**	**Carc Class**	**ADAF**	**C_{gw}** (mg/L)	**$C_{building}$** (mg/m^3)	**URF** (m^3/mg)	**f_{inh}**	**Risk**		**RfC** (mg/m^3)	**HQ**
VOC	Acetone	67-64-1	ID	N	6.10E-03	2.93E-06					3.1E+01	9.1E-08
VOC	Benzene	71-43-2	A	N	4.30E-04	6.58E-07	7.8E-03		2.1E-09		3.0E-02	2.1E-05
VOC	Carbon Disulfide	75-15-0		N	1.90E-04	5.66E-07					7.0E-01	7.8E-07
VOC	cis-1,2-Dichloroethene	156-59-2	ID	N	1.80E-04	2.56E-07						
VOC	Vinyl Chloride	75-01-4	A	N	2.40E-04	8.20E-07	4.4E-03		5.1E-09		1.0E-01	7.9E-06
							Cumulative Risk:		7E-09		**HI:**	3E-05
Note:												
f_{inh} is the fraction of the inhalation toxicity value that USEPA identified as having a mutagenic mode of action.												
Only VOCs detected in the 3rd Quarter 2015 water sample at VP-15 (Parcel 6) are shown.												
Risks were calculated assuming residential exposure to groundwater-derived vapors in indoor air for 24 hours per day and 350 days per year for 30 years.												

Attachment C.31: Soil Moisture Profile for Residential Building (Slab-on-Grade) at Groundwater Monitoring Well MW-55R (Parcel 6) Whirlpool, Fort Smith, Arkansas

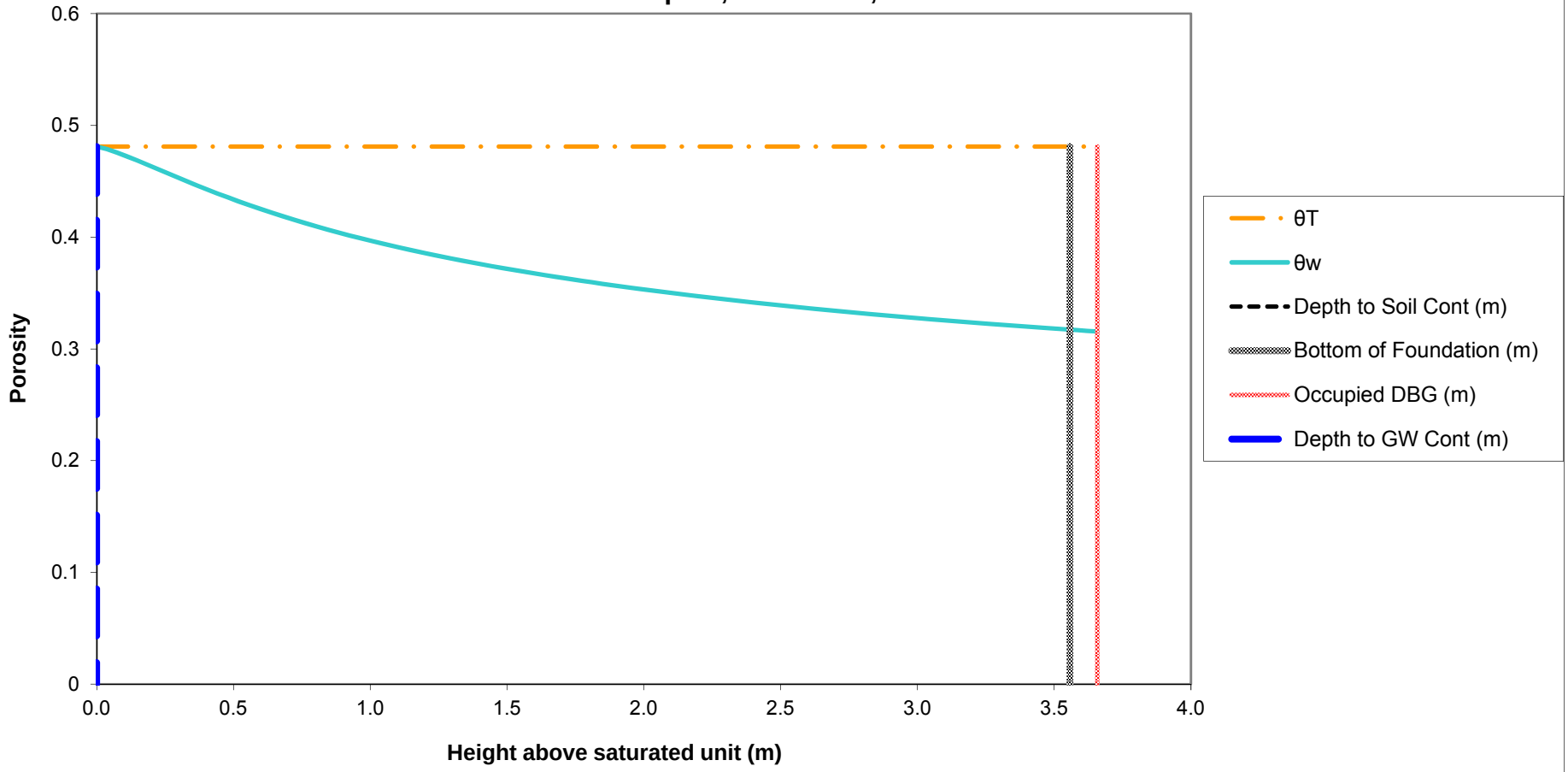

Notes:
The soil-water profile in the vadose zone is estimated using the van Genuchten soil-water retention equation with default water retention parameters appropriate for silt clay, as discussed in Appendix A, Section 3.3.1 of the ADEQ-approved Revised Risk Management Plan, which was used as the basis for the ADEQ Remedial Action Decision.

RAMBOLL ENVIRON

Attachment C.32: Normalized Indoor Air Concentration in a Residential Building (Slab-on-Grade) due to Vapor Intrusion from Groundwater at MW-55R (Parcel 6) Whirlpool, Fort Smith, Arkansas

Chem Group	Chemical	CASRN	D_{air} (m^2/day)	D_{water} (m^2/day)	H (unitless)	D_{crack} (m^2/day)	D_{eff}^T (m^2/day)	α_{soil}	α_{slab}	α_∞	C_{bldg} (L-water/m^3)
VOC	Bromomethane	74-83-9	6.29E-01	1.05E-04	2.01E-01	1.01E-01	7.43E-04	2.89E-03	2.73E-03	7.90E-06	1.59E-03
VOC	Carbon Disulfide	75-15-0	8.99E-01	8.64E-05	9.26E-01	1.44E-01	2.93E-04	1.14E-03	2.73E-03	3.12E-06	2.89E-03
VOC	Chloroform	67-66-3	8.99E-01	8.64E-05	1.07E-01	1.44E-01	1.11E-03	4.32E-03	2.73E-03	1.18E-05	1.27E-03
VOC	1,1-Dichloroethene	75-35-4	7.78E-01	8.99E-05	8.10E-01	1.25E-01	3.12E-04	1.22E-03	2.73E-03	3.32E-06	2.69E-03
VOC	cis-1,2-Dichloroethene	156-59-2	6.36E-01	9.76E-05	1.19E-01	1.02E-01	9.72E-04	3.78E-03	2.73E-03	1.03E-05	1.22E-03
VOC	Trichloroethene	79-01-6	6.83E-01	7.86E-05	2.88E-01	1.10E-01	5.23E-04	2.04E-03	2.73E-03	5.57E-06	1.60E-03
VOC	Vinyl Chloride	75-01-4	9.16E-01	1.06E-04	9.00E-01	1.47E-01	3.44E-04	1.34E-03	2.73E-03	3.66E-06	3.30E-03
Notes:	**Crack Soil and Building Characteristics**			**Crack Soil**							
	SCS Soil texture class			Sand							
	Bulk density	kg/L	ρ_b	1.66							
	Total porosity	L/L-soil	θ_T	0.375							
	Water-filled porosity	L/L-soil	θ_w	0.054							
	Air-filled porosity	L/L-soil	θ_a	0.321							
	Residual saturation	L/L-soil	θ_r	0.053							
	Hydraulic conductivity	cm/s	K	7.4E-03							
	Dynamic viscosity of water	g/cm-s	μ_w	0.01307							
	Density of water	g/cm^3	ρ_w	1.0							
	Gravitational acceleration	cm/s^2	g	980.7							
	Intrinsic permeability	cm^2	k	9.9E-08							
	Relative saturation	unitless	S_e	0.004							
	van Genuchten N	unitless	N	3.177							
	van Genuchten M	unitless	M	0.685							
	Relative air permeability	unitless	k_{rg}	0.998							
	Permeability to vapor	cm^2	k_v	9.89E-08							
	Distance from building foundation to source	m	L_{T-gw}	3.56							
	Bldg foundation thickness	m	L_{crack}	0.1							
	Bldg foundation length	m		10.00							
	Bldg foundation width	m		10.00							
	Bldg occupied height	m		2.44							
	Bldg occupied volume	m^3		244.00							
	Occupied depth below ground	m		0.0							
	Bldg area for vapor intrusion	m^2	A_B	100.0							
	Ratio of A_{crack} to A_B		η	4E-04							
	Area of cracks	m^2	A_{crack}	4E-02							
	Air exchange rate	$hour^{-1}$	ach	0.45							
	Building ventilation rate	m^3/day	Q_{bldg}	2.64E+03							
	Pressure difference between outdoors-indoors	$kg/m\text{-}s^2$	ΔP	1.0							
	Viscosity of air	kg/m-s	μ_a	1.8E-05							
	Crack length (bldg perimeter)	m	X_{crack}	40							
	Crack depth below ground	m	Z_{crack}	0.10							
	Crack radius	m	r_{crack}	1E-03							
	Soil gas flow rate into bldg	m^3/day	Q_{soil}	7.20							
	Indoor air concentrations resulting from groundwater vapor intrusion into a building are estimated using the relationships described by Johnson and Ettinger (Heuristic model for predicting the intrusion rate of contaminant vapors into buildings, 1991), which USEPA recommends for screening level calculations, as discussed in Appendix A, Section 3.3.1 of the ADEQ-approved Revised Risk Management Plan, which was used as the basis for the ADEQ Remedial Action Decision.										
	The effective diffusion term DeffT is calculated based on a silty clay soil, as discussed in Appendix A, Section 3.3.1 of the ADEQ-approved Revised Risk Management Program.										

RAMBOLL ENVIRON

Attachment C.33: Cancer Risk and Hazard Index Calculations for Vapor Intrusion into a Residential Building (Slab-on-Grade) from Groundwater at MW-55R (Parcel 6) Whirlpool, Fort Smith, Arkansas

							Cancer				Noncancer	
Chem Group	**Chemical**	**CASRN**	**Carc Class**	**ADAF**	**C_{gw}** (mg/L)	**$C_{building}$** (mg/m^3)	**URF** (m^3/mg)	**f_{inh}**	**Risk**		**RfC** (mg/m^3)	**HQ**
VOC	Bromomethane	74-83-9	ID	N	3.30E-04	5.24E-07					5.0E-03	1.0E-04
VOC	Carbon Disulfide	75-15-0		N	1.50E-04	4.34E-07					7.0E-01	5.9E-07
VOC	Chloroform	67-66-3	B2	N	4.70E-03	5.96E-06	2.3E-02		5.6E-08		5.0E-02	1.1E-04
VOC	1,1-Dichloroethene	75-35-4	C	N	2.60E-04	7.00E-07					2.0E-01	3.4E-06
VOC	cis-1,2-Dichloroethene	156-59-2	ID	N	4.20E-04	5.14E-07						
VOC	Trichloroethene	79-01-6	HC	Y	8.20E-03	1.32E-05	4.1E-03	0.2439	3.0E-08		2.0E-03	6.3E-03
VOC	Vinyl Chloride	75-01-4	A	N	1.30E-04	4.29E-07	4.4E-03		2.7E-09		1.0E-01	4.1E-06
							Cumulative Risk:		9E-08		**HI:**	7E-03
Note:												
f_{inh} is the fraction of the inhalation toxicity value that USEPA identified as having a mutagenic mode of action.												
Only VOCs detected in the 3rd Quarter 2015 groundwater sample at MW-55R (Parcel 6) are shown.												
Risks were calculated assuming residential exposure to groundwater-derived vapors in indoor air for 24 hours per day and 350 days per year for 30 years.												

Attachment C.34: Soil Moisture Profile for Residential Building (Slab-on-Grade) at Shallow Groundwater Monitoring Well MW-180 (Parcel 5) Whirlpool, Fort Smith, Arkansas

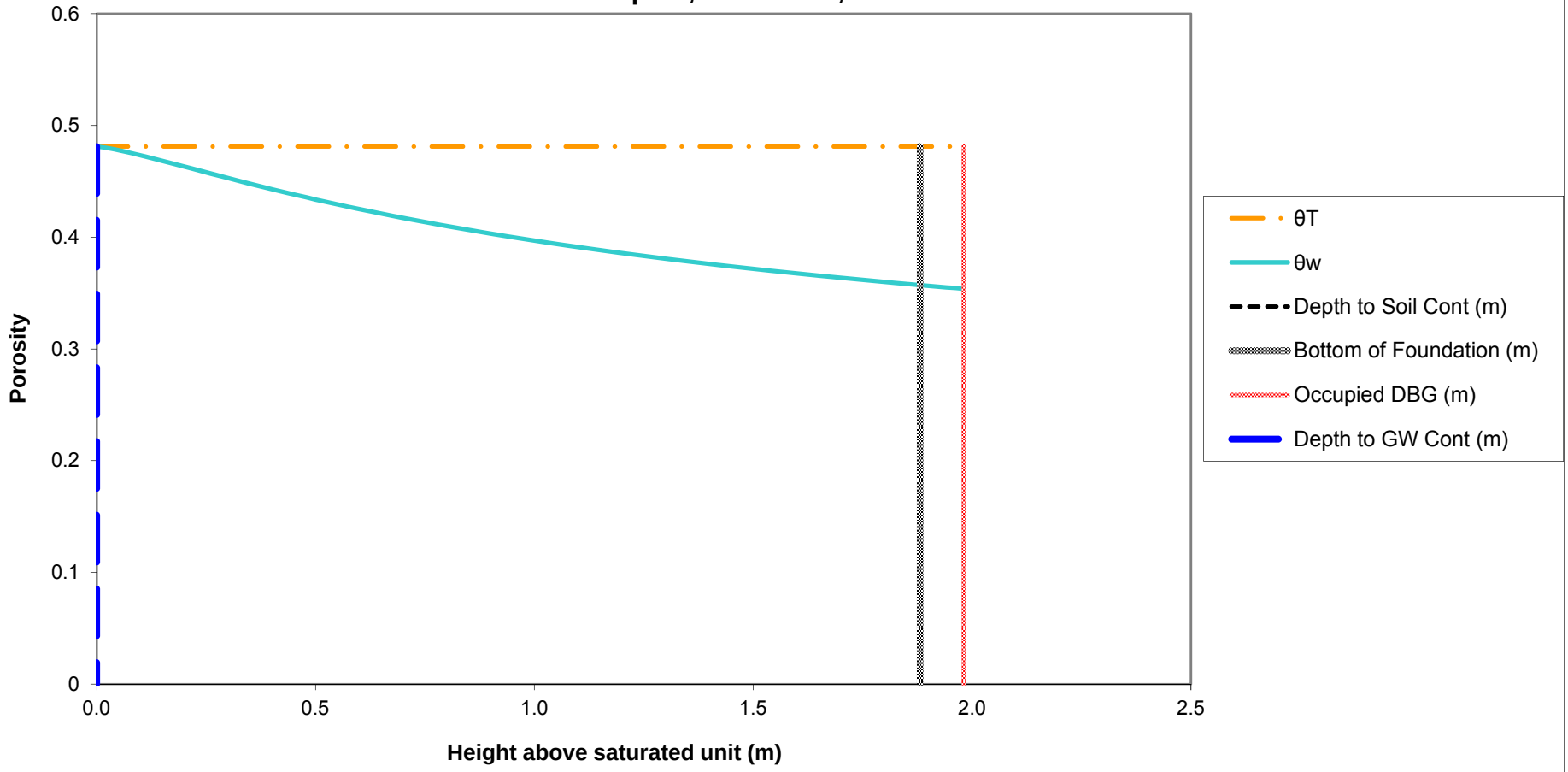

Notes:
The soil-water profile in the vadose zone is estimated using the van Genuchten soil-water retention equation with default water retention parameters appropriate for silt clay, as discussed in Appendix A, Section 3.3.1 of the ADEQ-approved Revised Risk Management Plan, which was used as the basis for the ADEQ Remedial Action Decision.

RAMBOLL ENVIRON

Attachment C.35: Normalized Indoor Air Concentration in a Residential Building (Slab-on-Grade) due to Vapor Intrusion from Shallow Groundwater at MW-180 (Parcel 5) Whirlpool, Fort Smith, Arkansas

Chem Group	Chemical	CASRN	D_{air} (m^2/day)	D_{water} (m^2/day)	H (unitless)	D_{crack} (m^2/day)	D_{eff}^T (m^2/day)	α_{soil}	α_{slab}	α_{∞}	C_{bldg} (L-water/m^3)
VOC	Acetone	67-64-1	1.07E+00	9.85E-05	1.14E-03	1.65E-01	1.99E-02	1.28E-01	2.73E-03	3.50E-04	3.98E-04
VOC	1,1-Dichloroethene	75-35-4	7.78E-01	8.99E-05	8.10E-01	1.20E-01	1.70E-04	1.25E-03	2.73E-03	3.42E-06	2.77E-03
VOC	cis-1,2-Dichloroethene	156-59-2	6.36E-01	9.76E-05	1.19E-01	9.81E-02	5.75E-04	4.22E-03	2.73E-03	1.15E-05	1.37E-03
VOC	trans-1,2-Dichloroethene	156-60-5	6.11E-01	1.03E-04	2.81E-01	9.42E-02	3.39E-04	2.49E-03	2.73E-03	6.81E-06	1.92E-03
VOC	Trichloroethene	79-01-6	6.83E-01	7.86E-05	2.88E-01	1.05E-01	2.92E-04	2.15E-03	2.73E-03	5.89E-06	1.70E-03
Notes:	**Crack Soil and Building Characteristics**			**Crack Soil**							
	SCS Soil texture class			Sand							
	Bulk density	kg/L	ρ_b	1.66							
	Total porosity	L/L-soil	θ_T	0.375							
	Water-filled porosity	L/L-soil	θ_w	0.058							
	Air-filled porosity	L/L-soil	θ_a	0.317							
	Residual saturation	L/L-soil	θ_r	0.053							
	Hydraulic conductivity	cm/s	K	7.4E-03							
	Dynamic viscosity of water	g/cm-s	μ_w	0.01307							
	Density of water	g/cm^3	ρ_w	1.0							
	Gravitational acceleration	cm/s^2	g	980.7							
	Intrinsic permeability	cm^2	k	9.9E-08							
	Relative saturation	unitless	S_e	0.016							
	van Genuchten N	unitless	N	3.177							
	van Genuchten M	unitless	M	0.685							
	Relative air permeability	unitless	k_{rg}	0.989							
	Permeability to vapor	cm^2	k_v	9.80E-08							
	Distance from building foundation to source	m	L_{T-gw}	1.88							
	Bldg foundation thickness	m	L_{crack}	0.1							
	Bldg foundation length	m		10.00							
	Bldg foundation width	m		10.00							
	Bldg occupied height	m		2.44							
	Bldg occupied volume	m^3		244.00							
	Occupied depth below ground	m		0.0							
	Bldg area for vapor intrusion	m^2	A_B	100.0							
	Ratio of A_{crack} to A_B		η	4E-04							
	Area of cracks	m^2	A_{crack}	4E-02							
	Air exchange rate	$hour^{-1}$	ach	0.45							
	Building ventilation rate	m^3/day	Q_{bldg}	2.64E+03							
	Pressure difference between outdoors-indoors	$kg/m\text{-}s^2$	ΔP	1.0							
	Viscosity of air	kg/m-s	μ_a	1.8E-05							
	Crack length (bldg perimeter)	m	X_{crack}	40							
	Crack depth below ground	m	Z_{crack}	0.10							
	Crack radius	m	r_{crack}	1E-03							
	Soil gas flow rate into bldg	m^3/day	Q_{soil}	7.20							
	Indoor air concentrations resulting from groundwater vapor intrusion into a building are estimated using the relationships described by Johnson and Ettinger (Heuristic model for predicting the intrusion rate of contaminant vapors into buildings, 1991), which USEPA recommends for screening level calculations, as discussed in Appendix A, Section 3.3.1 of the ADEQ-approved Revised Risk Management Plan, which was used as the basis for the ADEQ Remedial Action Decision.										
	The effective diffusion term DeffT is calculated based on a silty clay soil, as discussed in Appendix A, Section 3.3.1 of the ADEQ-approved Revised Risk Management Program.										

RAMBOLL ENVIRON

Attachment C.36: Cancer Risk and Hazard Index Calculations for Vapor Intrusion into a Residential Building (Slab-on-Grade) from Shallow Groundwater at MW-180 (Parcel 5) Whirlpool, Fort Smith, Arkansas

							Cancer				Noncancer	
Chem Group	**Chemical**	**CASRN**	**Carc Class**	**ADAF**	**C_{gw}** (mg/L)	**$C_{building}$** (mg/m^3)	**URF** (m^3/mg)	**f_{inh}**	**Risk**		**RfC** (mg/m^3)	**HQ**
VOC	Acetone	67-64-1	ID	N	2.00E-03	7.97E-07					3.1E+01	2.5E-08
VOC	1,1-Dichloroethene	75-35-4	C	N	3.40E-04	9.42E-07					2.0E-01	4.5E-06
VOC	cis-1,2-Dichloroethene	156-59-2	ID	N	3.00E-03	4.11E-06						
VOC	trans-1,2-Dichloroethene	156-60-5	ID	N	6.00E-04	1.15E-06						
VOC	Trichloroethene	79-01-6	HC	Y	2.21E-02	3.75E-05	4.1E-03	0.2439	8.7E-08		2.0E-03	1.8E-02
							Cumulative Risk:		9E-08		**HI:**	2E-02
Note:												
f_{inh} is the fraction of the inhalation toxicity value that USEPA identified as having a mutagenic mode of action.												
Only VOCs detected in the 3rd Quarter 2015 groundwater sample at MW-180 (Parcel 5) are shown.												
Risks were calculated assuming residential exposure to groundwater-derived vapors in indoor air for 24 hours per day and 350 days per year for 30 years.												

Attachment C.37: Soil Moisture Profile for Residential Building (Slab-on-Grade) at Shallow Groundwater Monitoring Well MW-178 (Parcel 5) Whirlpool, Fort Smith, Arkansas

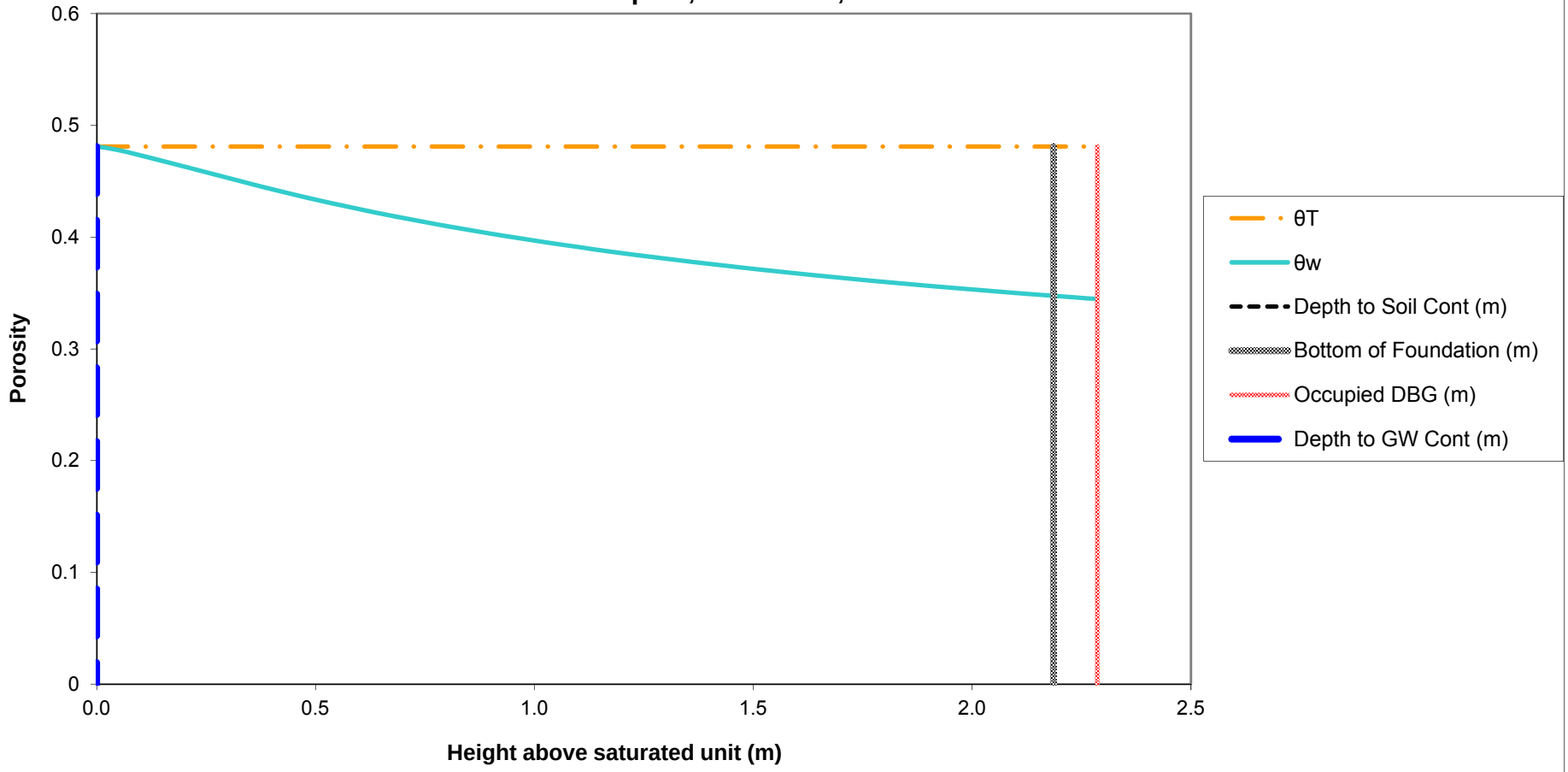

Notes:
The soil-water profile in the vadose zone is estimated using the van Genuchten soil-water retention equation with default water retention parameters appropriate for silt clay, as discussed in Appendix A, Section 3.3.1 of the ADEQ-approved Revised Risk Management Plan, which was used as the basis for the ADEQ Remedial Action Decision.

RAMBOLL ENVIRON

Attachment C.38: Normalized Indoor Air Concentration in a Residential Building (Slab-on-Grade) due to Vapor Intrusion from Shallow Groundwater at MW-178 (Parcel 5) Whirlpool, Fort Smith, Arkansas

Chem Group	Chemical	CASRN	D_{air} (m^2/day)	D_{water} (m^2/day)	H (unitless)	D_{crack} (m^2/day)	D_{eff}^T (m^2/day)	α_{soil}	α_{slab}	α_{∞}	C_{bldg} (L-water/m^3)
VOC	Acetone	67-64-1	1.07E+00	9.85E-05	1.14E-03	1.68E-01	1.93E-02	1.09E-01	2.73E-03	2.99E-04	3.41E-04
VOC	Benzene	71-43-2	7.60E-01	8.47E-05	1.59E-01	1.19E-01	5.27E-04	3.34E-03	2.73E-03	9.13E-06	1.45E-03
VOC	Carbon Disulfide	75-15-0	8.99E-01	8.64E-05	9.26E-01	1.41E-01	1.82E-04	1.15E-03	2.73E-03	3.15E-06	2.92E-03
VOC	1,1-Dichloroethene	75-35-4	7.78E-01	8.99E-05	8.10E-01	1.22E-01	1.95E-04	1.23E-03	2.73E-03	3.37E-06	2.73E-03
VOC	cis-1,2-Dichloroethene	156-59-2	6.36E-01	9.76E-05	1.19E-01	9.95E-02	6.44E-04	4.08E-03	2.73E-03	1.11E-05	1.32E-03
VOC	Trichloroethene	79-01-6	6.83E-01	7.86E-05	2.88E-01	1.07E-01	3.33E-04	2.11E-03	2.73E-03	5.76E-06	1.66E-03
Notes:	**Crack Soil and Building Characteristics**			**Crack Soil**							
	SCS Soil texture class			Sand							
	Bulk density	kg/L	ρ_b	1.66							
	Total porosity	L/L-soil	θ_T	0.375							
	Water-filled porosity	L/L-soil	θ_w	0.057							
	Air-filled porosity	L/L-soil	θ_a	0.318							
	Residual saturation	L/L-soil	θ_r	0.053							
	Hydraulic conductivity	cm/s	K	7.4E-03							
	Dynamic viscosity of water	g/cm-s	μ_w	0.01307							
	Density of water	g/cm^3	ρ_w	1.0							
	Gravitational acceleration	cm/s^2	g	980.7							
	Intrinsic permeability	cm^2	k	9.9E-08							
	Relative saturation	unitless	S_e	0.012							
	van Genuchten N	unitless	N	3.177							
	van Genuchten M	unitless	M	0.685							
	Relative air permeability	unitless	k_{rg}	0.992							
	Permeability to vapor	cm^2	k_v	9.84E-08							
	Distance from building foundation to source	m	L_{T-gw}	2.19							
	Bldg foundation thickness	m	L_{crack}	0.1							
	Bldg foundation length	m		10.00							
	Bldg foundation width	m		10.00							
	Bldg occupied height	m		2.44							
	Bldg occupied volume	m^3		244.00							
	Occupied depth below ground	m		0.0							
	Bldg area for vapor intrusion	m^2	A_B	100.0							
	Ratio of A_{crack} to A_B		η	4E-04							
	Area of cracks	m^2	A_{crack}	4E-02							
	Air exchange rate	$hour^{-1}$	ach	0.45							
	Building ventilation rate	m^3/day	Q_{bldg}	2.64E+03							
	Pressure difference between outdoors-indoors	kg/m-s^2	ΔP	1.0							
	Viscosity of air	kg/m-s	μ_a	1.8E-05							
	Crack length (bldg perimeter)	m	X_{crack}	40							
	Crack depth below ground	m	Z_{crack}	0.10							
	Crack radius	m	r_{crack}	1E-03							
	Soil gas flow rate into bldg	m^3/day	Q_{soil}	7.20							
	Indoor air concentrations resulting from groundwater vapor intrusion into a building are estimated using the relationships described by Johnson and Ettinger (Heuristic model for predicting the intrusion rate of contaminant vapors into buildings, 1991), which USEPA recommends for screening level calculations, as discussed in Appendix A, Section 3.3.1 of the ADEQ-approved Revised Risk Management Plan, which was used as the basis for the ADEQ Remedial Action Decision.										
	The effective diffusion term DeffT is calculated based on a silty clay soil, as discussed in Appendix A, Section 3.3.1 of the ADEQ-approved Revised Risk Management Program.										

Attachment C.39: Cancer Risk and Hazard Index Calculations for Vapor Intrusion into a Residential Building (Slab-on-Grade) from Shallow Groundwater at MW-178 (Parcel 5) Whirlpool, Fort Smith, Arkansas

							Cancer				Noncancer	
Chem Group	**Chemical**	**CASRN**	**Carc Class**	**ADAF**	**C_{gw}** (mg/L)	**$C_{building}$** (mg/m^3)	**URF** (m^3/mg)	**f_{inh}**	**Risk**		**RfC** (mg/m^3)	**HQ**
VOC	Acetone	67-64-1	ID	N	1.04E-02	3.54E-06					3.1E+01	1.1E-07
VOC	Benzene	71-43-2	A	N	2.30E-04	3.34E-07	7.8E-03		1.1E-09		3.0E-02	1.1E-05
VOC	Carbon Disulfide	75-15-0		N	1.80E-04	5.26E-07					7.0E-01	7.2E-07
VOC	1,1-Dichloroethene	75-35-4	C	N	2.80E-04	7.65E-07					2.0E-01	3.7E-06
VOC	cis-1,2-Dichloroethene	156-59-2	ID	N	1.10E-03	1.45E-06						
VOC	Trichloroethene	79-01-6	HC	Y	4.60E-03	7.64E-06	4.1E-03	0.2439	1.8E-08		2.0E-03	3.7E-03
							Cumulative Risk:		2E-08		**HI:**	4E-03
Note:												
f_{inh} is the fraction of the inhalation toxicity value that USEPA identified as having a mutagenic mode of action.												
Only VOCs detected in the 3rd Quarter 2015 groundwater sample at MW-178 (Parcel 5) are shown.												
Risks were calculated assuming residential exposure to groundwater-derived vapors in indoor air for 24 hours per day and 350 days per year for 30 years.												

Attachment C.40: Soil Moisture Profile for Residential Building (Slab-on-Grade) at Groundwater Monitoring Well MW-33R (Parcel 5) Whirlpool, Fort Smith, Arkansas

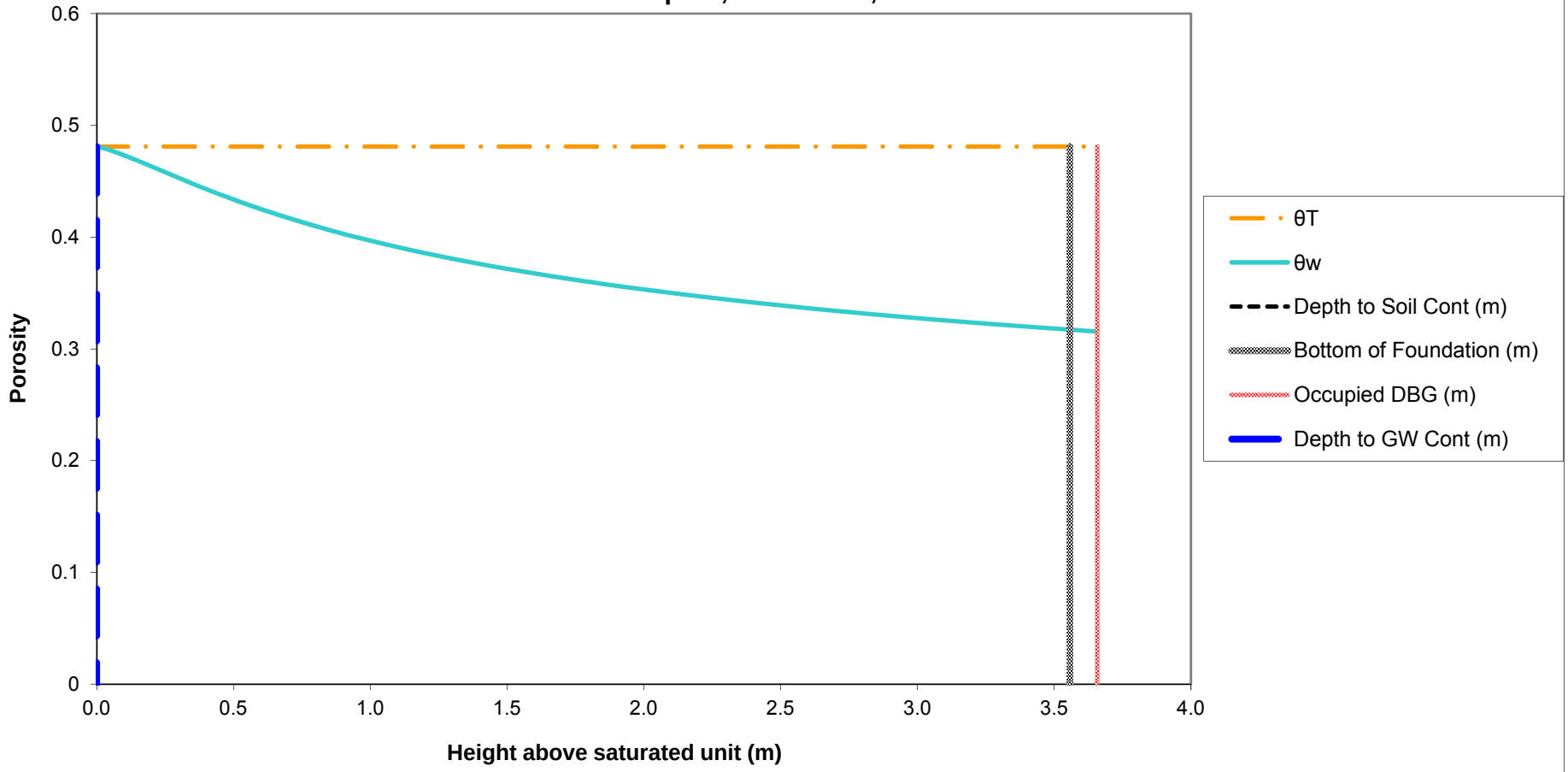

Notes:
The soil-water profile in the vadose zone is estimated using the van Genuchten soil-water retention equation with default water retention parameters appropriate for silt clay, as discussed in Appendix A, Section 3.3.1 of the ADEQ-approved Revised Risk Management Plan, which was used as the basis for the ADEQ Remedial Action Decision.

RAMBOLL ENVIRON

Attachment C.41: Normalized Indoor Air Concentration in a Residential Building (Slab-on-Grade) due to Vapor Intrusion from Groundwater at MW-33R (Parcel 5) Whirlpool, Fort Smith, Arkansas

Chem Group	Chemical	CASRN	D_{air} (m^2/day)	D_{water} (m^2/day)	H (unitless)	D_{crack} (m^2/day)	D_{eff}^T (m^2/day)	α_{soil}	α_{slab}	α_{∞}	C_{bldg} (L-water/m^3)
VOC	Bromoform	75-25-2	1.29E-01	8.90E-05	1.34E-02	2.07E-02	1.64E-03	6.37E-03	2.73E-03	1.74E-05	2.33E-04
VOC	Carbon Disulfide	75-15-0	8.99E-01	8.64E-05	9.26E-01	1.44E-01	2.93E-04	1.14E-03	2.73E-03	3.12E-06	2.89E-03
VOC	Chloroform	67-66-3	8.99E-01	8.64E-05	1.07E-01	1.44E-01	1.11E-03	4.32E-03	2.73E-03	1.18E-05	1.27E-03
VOC	1,2-Dichloroethane	107-06-2	8.99E-01	8.55E-05	2.74E-02	1.44E-01	2.37E-03	9.19E-03	2.73E-03	2.51E-05	6.88E-04
VOC	1,1-Dichloroethene	75-35-4	7.78E-01	8.99E-05	8.10E-01	1.25E-01	3.12E-04	1.22E-03	2.73E-03	3.32E-06	2.69E-03
VOC	cis-1,2-Dichloroethene	156-59-2	6.36E-01	9.76E-05	1.19E-01	1.02E-01	9.72E-04	3.78E-03	2.73E-03	1.03E-05	1.22E-03
VOC	trans-1,2-Dichloroethene	156-60-5	6.11E-01	1.03E-04	2.81E-01	9.81E-02	5.96E-04	2.32E-03	2.73E-03	6.35E-06	1.79E-03
VOC	Trichloroethene	79-01-6	6.83E-01	7.86E-05	2.88E-01	1.10E-01	5.23E-04	2.04E-03	2.73E-03	5.57E-06	1.60E-03

Notes:	Crack Soil and Building Characteristics			Crack Soil
	SCS Soil texture class			Sand
	Bulk density	kg/L	ρ_b	1.66
	Total porosity	L/L-soil	θ_T	0.375
	Water-filled porosity	L/L-soil	θ_w	0.054
	Air-filled porosity	L/L-soil	θ_a	0.321
	Residual saturation	L/L-soil	θ_r	0.053
	Hydraulic conductivity	cm/s	K	7.4E-03
	Dynamic viscosity of water	g/cm-s	μ_w	0.01307
	Density of water	g/cm^3	ρ_w	1.0
	Gravitational acceleration	cm/s^2	g	980.7
	Intrinsic permeability	cm^2	k	9.9E-08
	Relative saturation	unitless	S_e	0.004
	van Genuchten N	unitless	N	3.177
	van Genuchten M	unitless	M	0.685
	Relative air permeability	unitless	k_{rg}	0.998
	Permeability to vapor	cm^2	k_v	9.89E-08
	Distance from building foundation to source	m	L_{T-gw}	3.56
	Bldg foundation thickness	m	L_{crack}	0.1
	Bldg foundation length	m		10.00
	Bldg foundation width	m		10.00
	Bldg occupied height	m		2.44
	Bldg occupied volume	m^3		244.00
	Occupied depth below ground	m		0.0
	Bldg area for vapor intrusion	m^2	A_B	100.0
	Ratio of A_{crack} to A_B		η	4E-04
	Area of cracks	m^2	A_{crack}	4E-02
	Air exchange rate	$hour^{-1}$	ach	0.45
	Building ventilation rate	m^3/day	Q_{bldg}	2.64E+03
	Pressure difference between outdoors-indoors	$kg/m-s^2$	ΔP	1.0
	Viscosity of air	kg/m-s	μ_a	1.8E-05
	Crack length (bldg perimeter)	m	X_{crack}	40
	Crack depth below ground	m	Z_{crack}	0.10
	Crack radius	m	r_{crack}	1E-03
	Soil gas flow rate into bldg	m^3/day	Q_{soil}	7.20

Indoor air concentrations resulting from groundwater vapor intrusion into a building are estimated using the relationships described by Johnson and Ettinger (Heuristic model for predicting the intrusion rate of contaminant vapors into buildings, 1991), which USEPA recommends for screening level calculations, as discussed in Appendix A, Section 3.3.1 of the ADEQ-approved Revised Risk Management Plan, which was used as the basis for the ADEQ Remedial Action Decision.

The effective diffusion term DeffT is calculated based on a silty clay soil, as discussed in Appendix A, Section 3.3.1 of the ADEQ-approved Revised Risk Management Program.

RAMBOLL ENVIRON

Attachment C.42: Cancer Risk and Hazard Index Calculations for Vapor Intrusion into a Residential Building (Slab-on-Grade) from Groundwater at MW-33R (Parcel 5) Whirlpool, Fort Smith, Arkansas

							Cancer				Noncancer	
Chem Group	**Chemical**	**CASRN**	**Carc Class**	**ADAF**	**C_{gw}** (mg/L)	**$C_{building}$** (mg/m^3)	**URF** (m^3/mg)	**f_{inh}**	**Risk**		**RfC** (mg/m^3)	**HQ**
VOC	Bromoform	75-25-2	B2	N	7.60E-04	1.77E-07	1.1E-03		8.0E-11			
VOC	Carbon Disulfide	75-15-0		N	4.70E-04	1.36E-06					7.0E-01	1.9E-06
VOC	Chloroform	67-66-3	B2	N	2.30E-04	2.92E-07	2.3E-02		2.8E-09		5.0E-02	5.6E-06
VOC	1,2-Dichloroethane	107-06-2	B2	N	2.60E-03	1.79E-06	2.6E-02		1.9E-08		7.0E-03	2.5E-04
VOC	1,1-Dichloroethene	75-35-4	C	N	2.60E-04	7.00E-07					2.0E-01	3.4E-06
VOC	cis-1,2-Dichloroethene	156-59-2	ID	N	6.80E-03	8.33E-06						
VOC	trans-1,2-Dichloroethene	156-60-5	ID	N	1.40E-03	2.50E-06						
VOC	Trichloroethene	79-01-6	HC	Y	4.88E-01	7.83E-04	4.1E-03	0.2439	1.8E-06		2.0E-03	3.8E-01
							Cumulative Risk:		2E-06		**HI:**	4E-01
Note:												
f_{inh} is the fraction of the inhalation toxicity value that USEPA identified as having a mutagenic mode of action.												
Only VOCs detected in the 3rd Quarter 2015 groundwater sample at MW-33R (Parcel 5) are shown.												
Risks were calculated assuming residential exposure to groundwater-derived vapors in indoor air for 24 hours per day and 350 days per year for 30 years.												

RAMBOLL ENVIRON

ENVIRONMENT & HEALTH

Mr. Mostafa Mehran
Arkansas Department of Environmental Quality
5301 Northshore Drive
North Little Rock, Arkansas 72118

RE: Installation of MW-193 - Down-gradient Monitoring Well
Whirlpool Corporation Facility – Fort Smith, Arkansas
EPA No. ARD042755389
AFIN No. 66-00048
CAO LIS 13-202

Dear Mr. Mehran:

Date November 13, 2015

Ramboll Environ
1807 Park 270 Drive
Suite 320
St. Louis, MO 63146
USA

T +1 314 590 2950
F +1 314 590 2951
www.ramboll-environ.com

Ramboll Environ US Corporation (Ramboll Environ), on behalf of Whirlpool Corporation (Whirlpool), is submitting this letter report documenting the installation of a new monitoring well (MW-193) down-gradient of MW-61R. In the comments on the 2015 First Quarter Progress Report (June 15, 2015), Arkansas Department of Environmental Quality (ADEQ) requested that a monitoring well be installed down-gradient of MW-61 to monitor the northern plume in this area (Note: MW-61 was replaced with MW-61R in June 2015 – see attachment C of the Second Quarter 2015 Progress Report). In response to this comment, MW-193 was installed during the week of September 14, 2015. The placement of MW-193 was based upon the interpretation of the TCE isoconcentration lines and the groundwater flow direction at the northeast corner of the north plume, as discussed in the responses to ADEQ comments dated September 9, 2015, the following summarizes the rationale for placement of MW-193.

The center line of the plume and the groundwater flow direction has been consistently towards the northeast in the vicinity of MW-61/MW-61R, MW-66 and MW-67 indicated by monitoring performed for more than nine years. Our interpretation of the centerline of the north plume originates near IW-73 and extends northeast through MW-193 (DP-58). This interpretation is further supplemented by the increasing trend of TCE concentrations at MW-61/MW-61R observed during the last year 2.4 micrograms per liter (µg/L) to 14.7 µg/L (January 2012 – July 2015). DP-58 was placed north of the northeast corner of Jenny Lind Road and Brazil Avenue as part of the August 2014 investigation of the property boundary and properties north and east of the Whirlpool property. TCE concentrations in soil and groundwater were below detection limits at DP-58. MW-193 is located within the City of Fort Smith right of way along Jenny Lind Road.

SITE PREPARATION

Prior to initiating drilling activities, Arkansas One-Call Utility Locating Services was contacted and a private utility locator was contracted to

identify underground utilities and other potential obstructions in the work areas. Figure 1 presents the location of MW-193.

WELL INSTALLATION

The drilling and installation of monitoring well MW-193 was completed using hollow stem auger methods and constructed with a 2 inch diameter schedule 40 PVC casing and a 5 foot long 0.010 inch slotted well screen to a total depth of approximately 12.5 feet bgs. The soil lithology was obtained from the previous DP-58 boring log. A 20/40 grade sand pack was installed in the well annulus around the screen to approximately 2-feet above the top of the screen followed by 2-feet of annular seal consisting of hydrated bentonite pellets above the top of the sand pack. The remainder of the annular space was pressure grouted with a bentonite/cement grout installed with a tremie pipe from the bottom of the open well annulus to the ground surface. The well was completed with an expandable, locking well cap and steel cover flush with the ground surface. The well construction log for MW-193 is provided in Appendix A.

MW-193 was developed on September 18, 2015 in accordance with ADEQ guidance (Interim Policy PRCR 96-4, Section L, Page 9) and surveyed by an Arkansas licensed surveyor.

INVESTIGATION DERIVED WASTE

The soil cuttings generated from drilling activities for MW-193 were collected and containerized in a 20 yard roll-off box and staged on the former Whirlpool manufacturing facility property. Purge water generated from groundwater development activities was containerized for disposal. The soil and water investigation derived waste was disposed of as non-hazardous waste by Environmental Remediation Specialists and transported to American Environmental Landfill, Inc. on September 18, 2015. Waste manifests are included as Appendix B.

SUMMARY

MW-193 was sampled during the fourth quarter groundwater sampling event (completed during the week of October 5, 2015), and results will be included in the 2015 fourth quarter progress report. MW-193 will continue to be included in the quarterly monitoring subject to any future ADEQ approved changes.

-oo0oo-

If you have any further questions or comments, please feel free to contact us.

Yours sincerely,



Michael F. Ellis, PE
Principal

D +1 314 590 2967
M +1 314 229 5617
mellis@environcorp.com

LIST OF ATTACHMENTS

Figure 1: Location of MW-193
Appendix A: Monitoring Well Construction Log
Appendix B: Waste Manifests

RAMBOLL ENVIRON

FIGURE

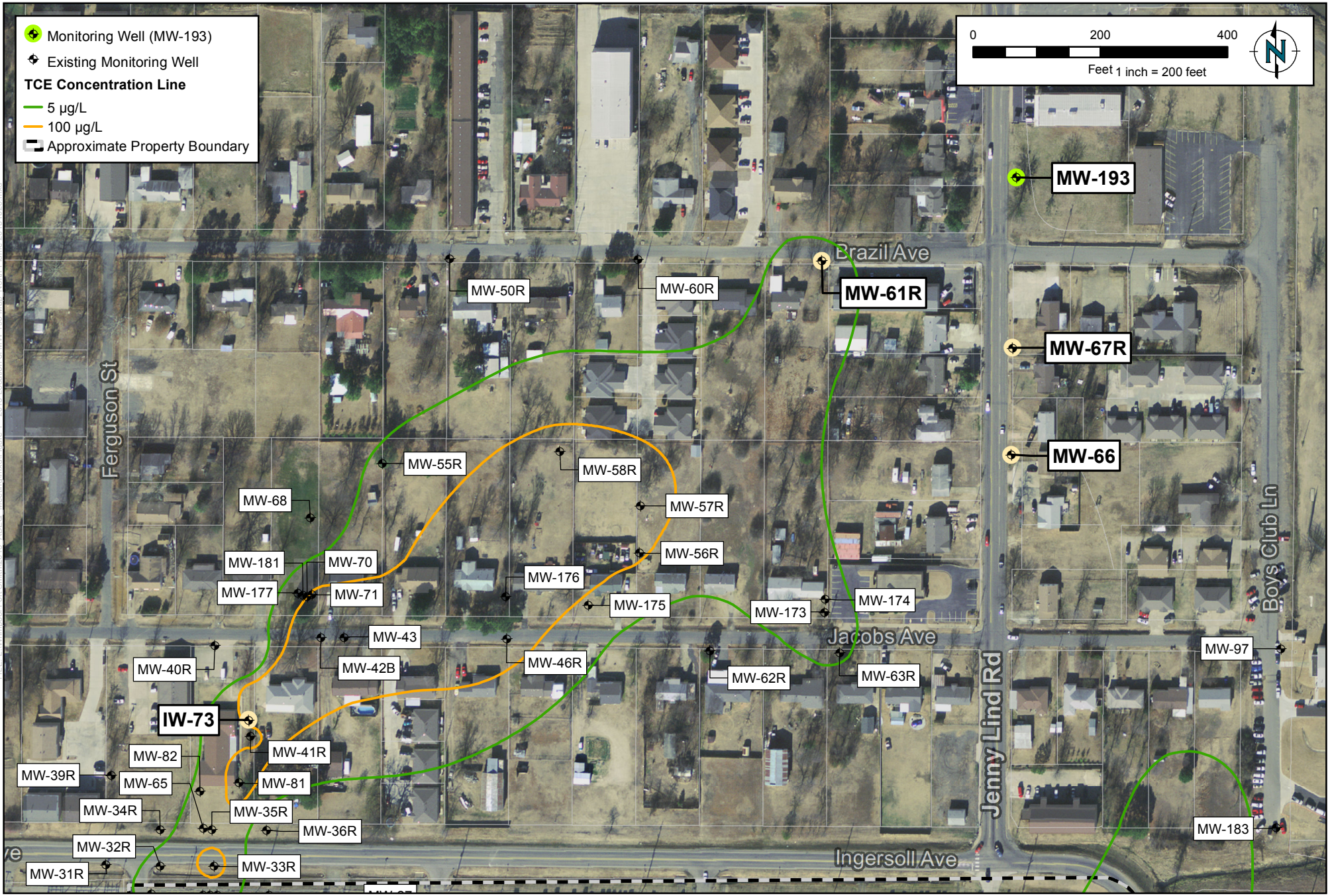

FILE: L:\Whirlpool Fort Smith\2015 ADEQ Meeting\mxd\Figure 1 - 2015 Location of MW-193 Map_North Plume 20151026.mxd

RAMBOLL ENVIRON

DRAFTED BY: FK | DATE: 10/26/2015

LOCATION OF MW-193

Whirlpool Facility - Fort Smith, Arkansas

Figure 1

PROJECT: 3436269

RAMBOLL ENVIRON

APPENDIX A
Monitoring Well Construction Log

RAMBOLL ENVIRON

1807 Park 270 Drive Suite 320, St. Louis, MO 63146

Site ID: MW-193		Date(s): **9/15/2015**	
Location: **Fort Smith, Arkansas**			
Logged By: **N. Zurweller**		Checked By: **W. Weber**	
Contractor: **Able Environmental**		Purpose: **Monitoring Well**	
Drilling Method: **Hollow Stem Auger**		GS Elevation: **455.54 ft amsl**	TOC Elevation: **455.26 ft amsl**
Sampling Method: **HSA Continuous Sampler**		North: **370289.42**	East: **592312.01**
Well Construction:		Borehole Dia.: **8.25 inches**	Total Depth: **12.5 feet**
Blank Casing: Sch. 40 PVC 2 Inch	0 FT to 7.5 FT	Project Number: **3433244A**	
Screen: Sch. 40 2 Inch 0.010 PVC	7.5 FT to 12.5 FT	Project Name: **Whirlpool Corporation**	
Annular Fill: Cement Grout	0 FT to 3.5 FT	Remarks: **Lithology from DP-58 drilling log dated 08/25/2014.**	
Bentonite	3.5 FT to 5.5 FT		
Sand	5.5 FT to 12.5 FT		

Elevation (ft)	Depth (ft)	Recovery (feet)	Sample No.	PID (ppm)	Graphic Log	USCS Code	Material Description	Water Level	Well Construction
455		2		0.8		CL	Topsoil, dark brown, silty, frequent root hairs, occasional gravel and sand, subrounded, fine, moist		Flush Mount
		2		0.1			Silty Clay, brown, with gravel, subrounded, fine, frequent sand, fine, frequent black nodules, slightly plastic, slightly stiff, dry		
	5	2		0.1					
450		2		0.1			Silty Clay, brown, with gravel, subrounded, fine, frequent sand, fine, frequent black nodules, slightly plastic, slightly stiff, slightly moist		
		2		0.2			Silty Clay, brown, with gravel, subrounded, fine to coarse, occasional sand, medium to coarse , frequent black nodules, slightly plastic, slightly stiff, moist		
	10						Silty Clay, brown, plastic, very stiff, slightly moist		
445		2		0.1			Silty Clay, brown, frequent dark brown, occasional weathered shale, plastic, very stiff, dry		
		0.5		0			Shale, very dark gray, crumbly, laminated, slightly stiff, dry		
440	15								
435	20								
430	25								

Report: WELL_LOG_REV_MKE; File: WHIRLPOOL_LOGS (JH_EDITS).GPJ; 10/12/15

RAMBOLL ENVIRON

APPENDIX B

Waste Manifest Documentation

American Environmental Landfill, Inc.

Leading the Industry in Environmental Compliance

Non-Hazardous Waste Manifest

9/6214 1621

Generator

Generator's Name: Whirlpool Corp.

Mailing Address: 6400 Jenny Lane Rd

Ft Smith Ark

City State Zip

Point of Generation Address: Shiloh

City State Zip

Contact: Kevin Duckworth 918 832 8888

Name Phone

Manifest Job No. Soil MW233WPC01

Bill to Name: ERS

Address: 1105 North Peoria

Tulsa OK 74106

City State Zip

Contact: Kevin Duckworth 918 832-8888

Name Phone

Common Name of Waste Material	Container No.	Container Type	Total Quantity	Unit
Soil Borings		Rolloff	20	Yards

I hereby certify that the above named material is not a hazardous waste as defined by 40 CFR Part 261 or any applicable state law, has been properly described, classified and packaged, and is in proper condition for transportation according to applicable regulations.

Generator Authorized Agent Name | Signature | Shipment Date: 9-18-15

Transporter

Transporter Name: ERS

Address: 1105 North Peoria

City, State Zip: Tulsa OK

Driver Name (Print): David Byrd

Tag No. I565N State: OK

USDOT No. 875510

I hereby certify that the above material was picked up at the generator site listed above.

Driver Signature | Ship Date: 9-18-15

I hereby certify that the above named material was delivered without incident to the destination listed below.

Driver Signature | Delivery Date: 9-21-15

Destination

American Environmental Landfill, Inc.
212 N. 177th W Ave.
Sand Springs, OK 74063

Phone: (918) 245-7786
Fax: (918) 245-7774
Permit No: 3557021

I hereby certify that the above named material has been accepted and to the best of my knowledge the foregoing is accurate.

Name of Authorized Agent | Signature | Receipt Date: 9-21-15

White – Destination Retention • Yellow – Return to Bill to • Pink – Transporter Retain • Goldenrod – Generator Retain

American Environmental Landfill, Inc.

Leading the Industry in Environmental Compliance

Non-Hazardous Waste Manifest

5/6/18 Truck

Generator

Generator's Name: Whirlpool Corp

Mailing Address: 6400 Jenny Lane Rd

Ft Smith Ark -

City State Zip

Point of Generation Address: Same

City State Zip

Contact: Ken Duckworth 918 832 8888

Name Phone

Purge water

Manifest Job No. MN 233 WPC02

Bill to Name: ERS

Address: 1105 North Peoria

Tulsa OK 74106

City State Zip

Contact: Ken Duckworth 918 832 8888

Name Phone

Common Name of Waste Material	Container No.	Container Type	Total Quantity	Unit
Purge water	[illegible]	Totes	3	

I hereby certify that the above named material is not a hazardous waste as defined by 40 CFR Part 261 or any applicable state law, has been properly described, classified and packaged, and is in proper condition for transportation according to applicable regulations.

Ken Duckworth — Generator Authorized Agent Name

[signature] — Signature

9-18-15 — Shipment Date

Transporter

Transporter Name: ERS

Address: 1105 North Peoria

City, State Zip: Tulsa OK

Driver Name (Print): David

Tag No. State:

USDOT No.

I hereby certify that the above material was picked up at the generator site listed above.

x [signature] — Driver Signature

9-18-15 — Ship Date

I hereby certify that the above named material was delivered without incident to the destination listed below.

[signature] — Driver Signature

9-18-15 — Delivery Date

Destination

American Environmental Landfill, Inc.
212 N. 177th W Ave.
Sand Springs, OK 74063

Phone: (918) 245-7786
Fax: (918) 245-7774
Permit No: 3557021

I hereby certify that the above named material has been accepted and to the best of my knowledge the foregoing is accurate.

[signature] — Name of Authorized Agent

[signature] — Signature

9-18-15 — Receipt Date

White – Destination Retention • Yellow – Return to Bill to • Pink – Transporter Retain • Goldenrod – Generator Retain

Exhibit A

1400 Brazil Avenue

2015F-07501
Certificate of Record
FORT SMITH DISTRICT
SEBASTIAN COUNTY, ARKANSAS
SHARON BROOKS
COUNTY CLERK & RECORDER
06/02/2015 01:16:34PM
Fee: 25.00 Pages: 3

STATE OF ARKANSAS)
)
) **DECLARATION OF COVENANTS,**
) **CONDITIONS AND RESTRICTIONS**
COUNTY OF SEBASTIAN)

THIS DECLARATION OF COVENANTS, CONDITIONS AND RESTRICTIONS (this "Declaration") is made as of the date set forth on the signature page hereof by James Westpfahl (the "Declarant").

WITNESSETH

WHEREAS, Declarant is the owner of the real property described on Exhibit A ("Property") and desires to restrict the Property as provided herein.

NOW THEREFORE, Declarant hereby declares that all of the Property shall be held, sold, used, and conveyed subject to the following restrictions, covenants, and conditions, which shall run with the title to the Property. This Declaration shall be binding upon all parties having any right, title, or interest in any portion of the Property, their heirs, successors, successors-in-title, and assigns, and shall inure to the benefit of the owner of the Property.

BY THE RECORDING OF A DEED OR THE ACCEPTANCE OF TITLE TO THE PROPERTY OR ANY INTEREST THEREIN, THE PERSON TO WHOM SUCH PARCEL OR INTEREST THEREIN IS CONVEYED AND SUCH PERSON'S HEIRS, LEGAL REPRESENTATIVES, SUCCESSORS, LESSEES, GRANTEES, ASSIGNS AND BENEFICIARIES SHALL BE DEEMED TO HAVE AGREED TO BE BOUND BY THIS DECLARATION.

1. The Property has groundwater within or beneath it that has been determined by the Arkansas Department of Environmental Quality (the "Department") to be contaminated with trichloroethylene ("TCE"), making it unsafe for consumptive uses.

2. Contaminated groundwater under the Property shall not be extracted, disturbed, or utilized in any way, except for:
   (a) extracting, treating and monitoring groundwater in accordance with a monitoring plan approved by the Department;
   (b) dewatering or excavating beneath the water table, if incidental to normal construction activities, with prior written approval of the Department; or,
   (c) incidental passive collection of groundwater that may enter any structures or trenches constructed below the ground surface, provided that said groundwater is managed in accordance with applicable law.

3. With the exception of personal injury claims, all claims for damages related to TCE contamination of the property by Whirlpool Corporation have been released.

4. The covenants, conditions and restrictions set forth herein shall run with the title to the Property and shall be binding upon Declarant and his/her successors and assign shall

3/25

include the following notice on all deeds, mortgages, plats, or any legal instruments used to convey any interest in the Property (failure to comply with this paragraph does not impair the validity or enforceability of this Declaration):

> NOTICE: This Property is subject to Declaration of Covenants, Conditions and Restrictions recorded at the Register of Deeds of Sebastian County in Book ____, Page ____.

5. This Declaration shall bind and restrict the Property for a period of years extending until the clean up goals established by the Department or a successor governmental agency are met and the Department determines that the restrictions set forth herein are no longer required, at which time this Declaration shall be null and void and the restrictions contained herein shall have no force or effect.

IN WITNESS WHEREOF, the undersigned Declarant has executed this Declaration, this 10th day of March, 2015.

James Westpfahl

STATE OF ARKANSAS)
) ACKNOWLEDGMENT
COUNTY OF Sebastian)

I, JEAN WALKER (Notary Public for the State of Arkansas), do hereby certify that James Westpfahl personally appeared before me this day and acknowledged the due execution of the foregoing instrument.

Witness my hand and official seal, this the 10th day of March, 2015.

Notary Public of Arkansas
My Commission Expires: 12/17/2023

[Notary Seal]

JEAN WALKER NOTARY PUBLIC REG # 12397094 MY COMMISSION EXPIRES 12/17/2023 CRAWFORD COUNTY, ARKANSAS

EXHIBIT A

Legal Description

Lot 1 Less South 140 feet, Block E, Brazil & Jacob's Homesite Acres, Fort Smith, Sebastian County Arkansas. Less and except public roads and rights of way.

Exhibit B

1404 Brazil Avenue

2015F-10945 3
2015F-10945
Certificate of Record
FORT SMITH DISTRICT
SEBASTIAN COUNTY, ARKANSAS
SHARON BROOKS, CO CLERK & RECORDER
08/05/2015 03:19:54PM
Fee: 25.00 Pages: 3

STATE OF ARKANSAS)
)
COUNTY OF SEBASTIAN)

DECLARATION OF COVENANTS, CONDITIONS AND RESTRICTIONS

THIS DECLARATION OF COVENANTS, CONDITIONS AND RESTRICTIONS (this "Declaration") is made as of the date set forth on the signature page hereof by River of Life Church (the "Declarant").

W I T N E S S E T H

WHEREAS, Declarant is the owner of the real property ("Property") and desires to restrict the Property as provided herein.

NOW THEREFORE, Declarant hereby declares that all of the Property shall be held, sold, used, and conveyed subject to the following restrictions, covenants, and conditions, which shall run with the title to the Property. This Declaration shall be binding upon all parties having any right, title, or interest in any portion of the Property, their heirs, successors, successors-in-title, and assigns, and shall inure to the benefit of the owner of the Property.

BY THE RECORDING OF A DEED OR THE ACCEPTANCE OF TITLE TO THE PROPERTY OR ANY INTEREST THEREIN, THE PERSON TO WHOM SUCH PARCEL OR INTEREST THEREIN IS CONVEYED AND SUCH PERSON'S HEIRS, LEGAL REPRESENTATIVES, SUCCESSORS, LESSEES, GRANTEES, ASSIGNS AND BENEFICIARIES SHALL BE DEEMED TO HAVE AGREED TO BE BOUND BY THIS DECLARATION.

1. The Property has groundwater within or beneath it that has been determined by the Arkansas Department of Environmental Quality (the "Department") to be contaminated with trichloroethylene ("TCE"), making it unsafe for consumptive uses.

2. Contaminated groundwater under the Property shall not be extracted, disturbed, or utilized in any way, except for:
   (a) extracting, treating and monitoring groundwater in accordance with a monitoring plan approved by the Department;
   (b) dewatering or excavating beneath the water table, if incidental to normal construction activities, with prior written approval of the Department; or,
   (c) incidental passive collection of groundwater that may enter any structures or trenches constructed below the ground surface, provided that said groundwater is managed in accordance with applicable law.

3. With the exception of personal injury claims, all claims for damages related to TCE contamination of the property by Whirlpool Corporation have been released.

4. The covenants, conditions and restrictions set forth herein shall run with the title to the Property and shall be binding upon Declarant and his/her successors and assign shall

include the following notice on all deeds, mortgages, plats, or any legal instruments used to convey any interest in the Property (failure to comply with this paragraph does not impair the validity or enforceability of this Declaration):

> NOTICE: This Property is subject to Declaration of Covenants, Conditions and Restrictions recorded at the Register of Deeds of Sebastian County in Book ____, Page ____.

5. This Declaration shall bind and restrict the Property for a period of years extending until the clean up goals established by the Department or a successor governmental agency are met and the Department determines that the restrictions set forth herein are no longer required, at which time this Declaration shall be null and void and the restrictions contained herein shall have no force or effect.

IN WITNESS WHEREOF, the undersigned Declarant has executed this Declaration, this 25th day of April, 2015.

RIVER OF LIFE CHURCH

Phil Redding Pastor

Phil Redding, Pastor

STATE OF ARKANSAS)
)
COUNTY OF Crawford)

ACKNOWLEDGMENT

I, Shawn Kaye Redding, a Notary Public for the State of Arkansas), do hereby certify that Phil Redding personally appeared before me this day and acknowledged the due execution of the foregoing instrument.

Witness my hand and official seal, this the 25 day of April, 2015.

Shawn Kaye Redding
Notary Public of Crawford County
My Commission Expires: March 19, 2023
Commission # 12392322
[Notary Seal]

EXHIBIT A
Legal Description

Lot 2, less and except the South 140.00 feet thereof in Block "E", Brazil and Jacob's Homesite Acres, an Addition to the City of Fort Smith, Arkansas

Exhibit C

1500 Brazil Avenue

2015F-10946 3
2015F-10946
Certificate of Record
FORT SMITH DISTRICT
SEBASTIAN COUNTY, ARKANSAS
SHAROL BROOKS, CO CLERK & RECORDER
08/05/2015 03:19:55PM
Fee: 25.00 Pages: 3

STATE OF ARKANSAS)
)
COUNTY OF SEBASTIAN)

DECLARATION OF COVENANTS, CONDITIONS AND RESTRICTIONS

THIS DECLARATION OF COVENANTS, CONDITIONS AND RESTRICTIONS (this "Declaration") is made as of the date set forth on the signature page hereof by River of Life Church (the "Declarant").

WITNESSETH

WHEREAS, Declarant is the owner of the real property ("Property") and desires to restrict the Property as provided herein.

NOW THEREFORE, Declarant hereby declares that all of the Property shall be held, sold, used, and conveyed subject to the following restrictions, covenants, and conditions, which shall run with the title to the Property. This Declaration shall be binding upon all parties having any right, title, or interest in any portion of the Property, their heirs, successors, successors-in-title, and assigns, and shall inure to the benefit of the owner of the Property.

BY THE RECORDING OF A DEED OR THE ACCEPTANCE OF TITLE TO THE PROPERTY OR ANY INTEREST THEREIN, THE PERSON TO WHOM SUCH PARCEL OR INTEREST THEREIN IS CONVEYED AND SUCH PERSON'S HEIRS, LEGAL REPRESENTATIVES, SUCCESSORS, LESSEES, GRANTEES, ASSIGNS AND BENEFICIARIES SHALL BE DEEMED TO HAVE AGREED TO BE BOUND BY THIS DECLARATION.

1. The Property has groundwater within or beneath it that has been determined by the Arkansas Department of Environmental Quality (the "Department") to be contaminated with trichloroethylene ("TCE"), making it unsafe for consumptive uses.

2. Contaminated groundwater under the Property shall not be extracted, disturbed, or utilized in any way, except for:
   (a) extracting, treating and monitoring groundwater in accordance with a monitoring plan approved by the Department;
   (b) dewatering or excavating beneath the water table, if incidental to normal construction activities, with prior written approval of the Department; or,
   (c) incidental passive collection of groundwater that may enter any structures or trenches constructed below the ground surface, provided that said groundwater is managed in accordance with applicable law.

3. With the exception of personal injury claims, all claims for damages related to TCE contamination of the property by Whirlpool Corporation have been released.

4. The covenants, conditions and restrictions set forth herein shall run with the title to the Property and shall be binding upon Declarant and his/her successors and assign shall

include the following notice on all deeds, mortgages, plats, or any legal instruments used to convey any interest in the Property (failure to comply with this paragraph does not impair the validity or enforceability of this Declaration):

> NOTICE: This Property is subject to Declaration of Covenants, Conditions and Restrictions recorded at the Register of Deeds of Sebastian County in Book ____, Page ____.

5. This Declaration shall bind and restrict the Property for a period of years extending until the clean up goals established by the Department or a successor governmental agency are met and the Department determines that the restrictions set forth herein are no longer required, at which time this Declaration shall be null and void and the restrictions contained herein shall have no force or effect.

IN WITNESS WHEREOF, the undersigned Declarant has executed this Declaration, this 25th day of April, 2015.

RIVER OF LIFE CHURCH

Phil Redding Pastor

Phil Redding, Pastor

STATE OF ARKANSAS)
)
COUNTY OF Crawford)

ACKNOWLEDGMENT

I, Sharon Taye Redding, Notary Public for the State of Arkansas), do hereby certify that Phil Redding personally appeared before me this day and acknowledged the due execution of the foregoing instrument.

Witness my hand and official seal, this the 25 day of April, 2015.

Sharon Taye Redding
Notary Public of Crawford County
My Commission Expires: March 19, 2023

[Notary Seal]

SHARON KAYE REDDING
Arkansas - Crawford County
Notary Public - Comm# 12392322
My Commission Expires Mar 19, 2023

EXHIBIT A

Legal Description

Lot 3 Block E, Brazil and Jacob's Homesite Acres, according to Plat Filed May 31, 1947, being a part of the North Half of Section 4, Township 7 North, Range 32 West, Sebastian County, Arkansas

Exhibit D

1504 Brazil Avenue

2015F-07502
Certificate of Record
FORT SMITH DISTRICT
SEBASTIAN COUNTY, ARKANSAS
SHARON BROOKS
COUNTY CLERK & RECORDER
06/02/2015 01:16:35PM
Fee: $15.00 Pages: 3

STATE OF ARKANSAS)
)
COUNTY OF SEBASTIAN)

DECLARATION OF COVENANTS, CONDITIONS AND RESTRICTIONS

THIS DECLARATION OF COVENANTS, CONDITIONS AND RESTRICTIONS (this "Declaration") is made as of the date set forth on the signature page hereof by Jerry L. and Sharon Ann Marrs (the "Declarant").

WITNESSETH

WHEREAS, Declarant is the owner of the real property described on Exhibit A ("Property") and desires to restrict the Property as provided herein.

NOW THEREFORE, Declarant hereby declares that all of the Property shall be held, sold, used, and conveyed subject to the following restrictions, covenants, and conditions, which shall run with the title to the Property. This Declaration shall be binding upon all parties having any right, title, or interest in any portion of the Property, their heirs, successors, successors-in-title, and assigns, and shall inure to the benefit of the owner of the Property.

BY THE RECORDING OF A DEED OR THE ACCEPTANCE OF TITLE TO THE PROPERTY OR ANY INTEREST THEREIN, THE PERSON TO WHOM SUCH PARCEL OR INTEREST THEREIN IS CONVEYED AND SUCH PERSON'S HEIRS, LEGAL REPRESENTATIVES, SUCCESSORS, LESSEES, GRANTEES, ASSIGNS AND BENEFICIARIES SHALL BE DEEMED TO HAVE AGREED TO BE BOUND BY THIS DECLARATION.

1. The Property has groundwater within or beneath it that has been determined by the Arkansas Department of Environmental Quality (the "Department") to be contaminated with trichloroethylene ("TCE"), making it unsafe for consumptive uses.

2. Contaminated groundwater under the Property shall not be extracted, disturbed, or utilized in any way, except for:
   (a) extracting, treating and monitoring groundwater in accordance with a monitoring plan approved by the Department;
   (b) dewatering or excavating beneath the water table, if incidental to normal construction activities, with prior written approval of the Department; or,
   (c) incidental passive collection of groundwater that may enter any structures or trenches constructed below the ground surface, provided that said groundwater is managed in accordance with applicable law.

3. With the exception of personal injury claims, all claims for damages related to TCE contamination of the property by Whirlpool Corporation have been released.

4. The covenants, conditions and restrictions set forth herein shall run with the title to the Property and shall be binding upon Declarant and his/her successors and assign shall

include the following notice on all deeds, mortgages, plats, or any legal instruments used to convey any interest in the Property (failure to comply with this paragraph does not impair the validity or enforceability of this Declaration):

> NOTICE: This Property is subject to Declaration of Covenants, Conditions and Restrictions recorded at the Register of Deeds of Sebastian County in Book ____, Page ____.

5. This Declaration shall bind and restrict the Property for a period of years extending until the clean up goals established by the Department or a successor governmental agency are met and the Department determines that the restrictions set forth herein are no longer required, at which time this Declaration shall be null and void and the restrictions contained herein shall have no force or effect.

IN WITNESS WHEREOF, the undersigned Declarant has executed this Declaration, this 17th day of March, 2015.

Jerry L Marrs

Sharon A Marrs

JERRY L. and SHARON ANN MARRS

STATE OF ARKANSAS)
) ACKNOWLEDGMENT
COUNTY OF Sebastian)

I, Tammera E Spears (Notary Public for the State of Arkansas), do hereby certify that Jerry and Sharon Marrs personally appeared before me this day and acknowledged the due execution of the foregoing instrument.

Witness my hand and official seal, this the 17th day of March, 2015.

Tammera E Spears

Notary Public of Arkansas
My Commission Expires: May 1, 2018

[Notary Seal]

TAMMERA E. SPEARS COMM 12365340 NOTARY PUBLIC NOTARY SEAL COMM. EXP. MAY 1, 2018 SEBASTIAN COUNTY, ARKANSAS

EXHIBIT A

Legal Description

Lot Four (4), Block "E", Brazil and Jacobs Homesite Acres, Sebastian County, Arkansas.

Exhibit E

1600 Brazil Avenue

2015F-07503
Certificate of Record
FORT SMITH DISTRICT
SEBASTIAN COUNTY, ARKANSAS
SHARON BROOKS
COUNTY CLERK & RECORDER
06/02/2015 01:16:36PM
Fee: 25.00 Pages: 3

STATE OF ARKANSAS)
)
COUNTY OF SEBASTIAN)

DECLARATION OF COVENANTS, CONDITIONS AND RESTRICTIONS

THIS DECLARATION OF COVENANTS, CONDITIONS AND RESTRICTIONS (this "Declaration") is made as of the date set forth on the signature page hereof by Sam Reith (the "Declarant").

WITNESSETH

WHEREAS, Declarant is the owner of the real property described on Exhibit A ("Property") and desires to restrict the Property as provided herein.

NOW THEREFORE, Declarant hereby declares that all of the Property shall be held, sold, used, and conveyed subject to the following restrictions, covenants, and conditions, which shall run with the title to the Property. This Declaration shall be binding upon all parties having any right, title, or interest in any portion of the Property, their heirs, successors, successors-in-title, and assigns, and shall inure to the benefit of the owner of the Property.

BY THE RECORDING OF A DEED OR THE ACCEPTANCE OF TITLE TO THE PROPERTY OR ANY INTEREST THEREIN, THE PERSON TO WHOM SUCH PARCEL OR INTEREST THEREIN IS CONVEYED AND SUCH PERSON'S HEIRS, LEGAL REPRESENTATIVES, SUCCESSORS, LESSEES, GRANTEES, ASSIGNS AND BENEFICIARIES SHALL BE DEEMED TO HAVE AGREED TO BE BOUND BY THIS DECLARATION.

1. The Property has groundwater within or beneath it that has been determined by the Arkansas Department of Environmental Quality (the "Department") to be contaminated with trichloroethylene ("TCE"), making it unsafe for consumptive uses.

2. Contaminated groundwater under the Property shall not be extracted, disturbed, or utilized in any way, except for:
   (a) extracting, treating and monitoring groundwater in accordance with a monitoring plan approved by the Department;
   (b) dewatering or excavating beneath the water table, if incidental to normal construction activities, with prior written approval of the Department; or,
   (c) incidental passive collection of groundwater that may enter any structures or trenches constructed below the ground surface, provided that said groundwater is managed in accordance with applicable law.

3. With the exception of personal injury claims, all claims for damages related to TCE contamination of the property by Whirlpool Corporation have been released.

4. The covenants, conditions and restrictions set forth herein shall run with the title to the Property and shall be binding upon Declarant and his/her successors and assign shall

3/25

include the following notice on all deeds, mortgages, plats, or any legal instruments used to convey any interest in the Property (failure to comply with this paragraph does not impair the validity or enforceability of this Declaration):

> NOTICE: This Property is subject to Declaration of Covenants, Conditions and Restrictions recorded at the Register of Deeds of Sebastian County in Book ____, Page ____.

5. This Declaration shall bind and restrict the Property for a period of years extending until the clean up goals established by the Department or a successor governmental agency are met and the Department determines that the restrictions set forth herein are no longer required, at which time this Declaration shall be null and void and the restrictions contained herein shall have no force or effect.

IN WITNESS WHEREOF, the undersigned Declarant has executed this Declaration, this 17th day of March, 2015.

Jerry Reith

Sam Reith

STATE OF ARKANSAS)
) ACKNOWLEDGMENT
COUNTY OF Pulaski)

I, Sarah K. Turner (Notary Public for the State of Arkansas), do hereby certify that Sam Reith personally appeared before me this day and acknowledged the due execution of the foregoing instrument.

Witness my hand and official seal, this the 17th day of March, 2015.

Sarah K Turner
Notary Public of Arkansas
My Commission Expires: 12/15/19

[Notary Seal]

SARAH K. TURNER NOTARY PUBLIC #12374217 EXPIRES 12-15-2019 PULASKI COUNTY AR

EXHIBIT A
Legal Description

Lot 5, Block E, of Brazil and Jacob's Homesite Acres, as shown by plat filed May 31, 1947, being a part of the North half of Section 4, Township 7, Range 32 W, now an addition to the City of Fort Smith, Sebastian County, Arkansas.

Exhibit F

1604 Brazil Avenue

FORT SMITH DISTRICT
SEBASTIAN CO, AR - SHARON BROOKS
04/09/2015 01:49:33PM
2015F-04689 Pages: 3

STATE OF ARKANSAS)
) **DECLARATION OF COVENANTS,**
) **CONDITIONS AND RESTRICTIONS**
COUNTY OF SEBASTIAN)

THIS DECLARATION OF COVENANTS, CONDITIONS AND RESTRICTIONS (this "Declaration") is made as of the date set forth on the signature page hereof by Eddie D. Jamison (the "Declarant").

W I T N E S S E T H

WHEREAS, Declarant is the owner of the real property described on Exhibit A ("Property") and desires to restrict the Property as provided herein.

NOW THEREFORE, Declarant hereby declares that all of the Property shall be held, sold, used, and conveyed subject to the following restrictions, covenants, and conditions, which shall run with the title to the Property. This Declaration shall be binding upon all parties having any right, title, or interest in any portion of the Property, their heirs, successors, successors-in-title, and assigns, and shall inure to the benefit of the owner of the Property.

BY THE RECORDING OF A DEED OR THE ACCEPTANCE OF TITLE TO THE PROPERTY OR ANY INTEREST THEREIN, THE PERSON TO WHOM SUCH PARCEL OR INTEREST THEREIN IS CONVEYED AND SUCH PERSON'S HEIRS, LEGAL REPRESENTATIVES, SUCCESSORS, LESSEES, GRANTEES, ASSIGNS AND BENEFICIARIES SHALL BE DEEMED TO HAVE AGREED TO BE BOUND BY THIS DECLARATION.

1. The Property has groundwater within or beneath it that has been determined by the Arkansas Department of Environmental Quality (the "Department") to be contaminated with trichloroethylene ("TCE"), making it unsafe for consumptive uses.

2. Contaminated groundwater under the Property shall not be extracted, disturbed, or utilized in any way, except for:
   (a) extracting, treating and monitoring groundwater in accordance with a monitoring plan approved by the Department;
   (b) dewatering or excavating beneath the water table, if incidental to normal construction activities, with prior written approval of the Department; or,
   (c) incidental passive collection of groundwater that may enter any structures or trenches constructed below the ground surface, provided that said groundwater is managed in accordance with applicable law.

3. With the exception of personal injury claims, all claims for damages related to TCE contamination of the property by Whirlpool Corporation have been released.

4. The covenants, conditions and restrictions set forth herein shall run with the title to the Property and shall be binding upon Declarant and his/her successors and assign shall

CONNER & WINTERS LLP
4375 N VANTAGE DRIVE. STE 405
FAYETTEVILLE AR 72703

3/25

include the following notice on all deeds, mortgages, plats, or any legal instruments used to convey any interest in the Property (failure to comply with this paragraph does not impair the validity or enforceability of this Declaration):

NOTICE: This Property is subject to Declaration of Covenants, Conditions and Restrictions recorded at the Register of Deeds of Sebastian County in Book ____, Page ____.

5. This Declaration shall bind and restrict the Property for a period of years extending until the clean up goals established by the Department or a successor governmental agency are met and the Department determines that the restrictions set forth herein are no longer required, at which time this Declaration shall be null and void and the restrictions contained herein shall have no force or effect.

IN WITNESS WHEREOF, the undersigned Declarant has executed this Declaration, this 27 day of March, 2015.

EDDIE D. JAMISON

STATE OF ARKANSAS)
) ACKNOWLEDGMENT
COUNTY OF Sebastian)

I, LINDA K MILLSPAW (Notary Public for the State of Arkansas), do hereby certify that EDDIE D. JAMISON personally appeared before me this day and acknowledged the due execution of the foregoing instrument.

Witness my hand and official seal, this the 27 day of March, 2015.

Linda K. Millspaw
Notary Public of Arkansas
My Commission Expires: Sept 3, 2015

[Notary Seal]



EXHIBIT A

Lot 6, Block "E", Brazil and Jacob's Homesite Acres, now an Addition to the City of Fort Smith, Arkansas

Parcel ID 10741-0006-00005-00

1604 Brazil Avenue

Fort Smith, Arkansas 72908

Exhibit G

1700 Brazil Avenue

2015F-07504
Certificate of Record
FORT SMITH DISTRICT
SEBASTIAN COUNTY, ARKANSAS
SHARON BROOKS
COUNTY CLERK & RECORDER
06/02/2015 01:16:37PM
Fee: 25.00 Pages: 3

STATE OF ARKANSAS)
)
) **DECLARATION OF COVENANTS,**
) **CONDITIONS AND RESTRICTIONS**
COUNTY OF SEBASTIAN)

THIS DECLARATION OF COVENANTS, CONDITIONS AND RESTRICTIONS (this "Declaration") is made as of the date set forth on the signature page hereof by John Swaim (the "Declarant").

W I T N E S S E T H

WHEREAS, Declarant is the owner of the real property described on Exhibit A ("Property") and desires to restrict the Property as provided herein.

NOW THEREFORE, Declarant hereby declares that all of the Property shall be held, sold, used, and conveyed subject to the following restrictions, covenants, and conditions, which shall run with the title to the Property. This Declaration shall be binding upon all parties having any right, title, or interest in any portion of the Property, their heirs, successors, successors-in-title, and assigns, and shall inure to the benefit of the owner of the Property.

BY THE RECORDING OF A DEED OR THE ACCEPTANCE OF TITLE TO THE PROPERTY OR ANY INTEREST THEREIN, THE PERSON TO WHOM SUCH PARCEL OR INTEREST THEREIN IS CONVEYED AND SUCH PERSON'S HEIRS, LEGAL REPRESENTATIVES, SUCCESSORS, LESSEES, GRANTEES, ASSIGNS AND BENEFICIARIES SHALL BE DEEMED TO HAVE AGREED TO BE BOUND BY THIS DECLARATION.

1. The Property has groundwater within or beneath it that has been determined by the Arkansas Department of Environmental Quality (the "Department") to be contaminated with trichloroethylene ("TCE"), making it unsafe for consumptive uses.

2. Contaminated groundwater under the Property shall not be extracted, disturbed, or utilized in any way, except for:
   (a) extracting, treating and monitoring groundwater in accordance with a monitoring plan approved by the Department;
   (b) dewatering or excavating beneath the water table, if incidental to normal construction activities, with prior written approval of the Department; or,
   (c) incidental passive collection of groundwater that may enter any structures or trenches constructed below the ground surface, provided that said groundwater is managed in accordance with applicable law.

3. With the exception of personal injury claims, all claims for damages related to TCE contamination of the property by Whirlpool Corporation have been released.

4. The covenants, conditions and restrictions set forth herein shall run with the title to the Property and shall be binding upon Declarant and his/her successors and assign shall

3/25

include the following notice on all deeds, mortgages, plats, or any legal instruments used to convey any interest in the Property (failure to comply with this paragraph does not impair the validity or enforceability of this Declaration):

> NOTICE: This Property is subject to Declaration of Covenants, Conditions and Restrictions recorded at the Register of Deeds of Sebastian County in Book ____, Page ____.

5. This Declaration shall bind and restrict the Property for a period of years extending until the clean up goals established by the Department or a successor governmental agency are met and the Department determines that the restrictions set forth herein are no longer required, at which time this Declaration shall be null and void and the restrictions contained herein shall have no force or effect.

IN WITNESS WHEREOF, the undersigned Declarant has executed this Declaration, this 19th day of March, 2015.

JOHN SWAIM

STATE OF ARKANSAS)
) ACKNOWLEDGMENT
COUNTY OF Sebastian)

I, Qiana M. McGhee (Notary Public for the State of Arkansas), do hereby certify that John Swaim personally appeared before me this day and acknowledged the due execution of the foregoing instrument.

Witness my hand and official seal, this the 19th day of March, 2015.

Qiana M. McGhee
Notary Public of Sebastian County
My Commission Expires: December 5, 2021

[Notary Seal]

STATE OF NOTARY PUBLIC ARKANSAS
QIANA M. McGHEE
Notary Seal, State of Arkansas
Sebastian County
Commission No. 12385200
My Commission Expires Dec. 5, 2021

EXHIBIT A

Legal Description

Lot 7 Block E in Brazil & Jacobs Homesite Acres, an Addition to the City of Fort Smith, Sebastian County, Arkansas, according to Plat filed May 31, 1947.

Exhibit H

1704 Brazil Avenue

FORT SMITH DISTRICT
SEBASTIAN CO, AR - SHARON BROOKS
06/02/2015 01:16:38PM
2015F-07505 Pages: 3

STATE OF ARKANSAS)
) **DECLARATION OF COVENANTS,**
) **CONDITIONS AND RESTRICTIONS**
COUNTY OF SEBASTIAN)

THIS DECLARATION OF COVENANTS, CONDITIONS AND RESTRICTIONS (this "Declaration") is made as of the date set forth on the signature page hereof by Ronnie Threet Revocable Trust (the "Declarant").

WITNESSETH

WHEREAS, Declarant is the owner of the real property described on Exhibit A ("Property") and desires to restrict the Property as provided herein.

NOW THEREFORE, Declarant hereby declares that all of the Property shall be held, sold, used, and conveyed subject to the following restrictions, covenants, and conditions, which shall run with the title to the Property. This Declaration shall be binding upon all parties having any right, title, or interest in any portion of the Property, their heirs, successors, successors-in-title, and assigns, and shall inure to the benefit of the owner of the Property.

BY THE RECORDING OF A DEED OR THE ACCEPTANCE OF TITLE TO THE PROPERTY OR ANY INTEREST THEREIN, THE PERSON TO WHOM SUCH PARCEL OR INTEREST THEREIN IS CONVEYED AND SUCH PERSON'S HEIRS, LEGAL REPRESENTATIVES, SUCCESSORS, LESSEES, GRANTEES, ASSIGNS AND BENEFICIARIES SHALL BE DEEMED TO HAVE AGREED TO BE BOUND BY THIS DECLARATION.

1. The Property has groundwater within or beneath it that has been determined by the Arkansas Department of Environmental Quality (the "Department") to be contaminated with trichloroethylene ("TCE"), making it unsafe for consumptive uses.

2. Contaminated groundwater under the Property shall not be extracted, disturbed, or utilized in any way, except for:
   (a) extracting, treating and monitoring groundwater in accordance with a monitoring plan approved by the Department;
   (b) dewatering or excavating beneath the water table, if incidental to normal construction activities, with prior written approval of the Department; or,
   (c) incidental passive collection of groundwater that may enter any structures or trenches constructed below the ground surface, provided that said groundwater is managed in accordance with applicable law.

3. With the exception of personal injury claims, all claims for damages related to TCE contamination of the property by Whirlpool Corporation have been released.

4. The covenants, conditions and restrictions set forth herein shall run with the title to the Property and shall be binding upon Declarant and his/her successors and assign shall

3/25

include the following notice on all deeds, mortgages, plats, or any legal instruments used to convey any interest in the Property (failure to comply with this paragraph does not impair the validity or enforceability of this Declaration):

> NOTICE: This Property is subject to Declaration of Covenants, Conditions and Restrictions recorded at the Register of Deeds of Sebastian County in Book ____, Page ____.

5. This Declaration shall bind and restrict the Property for a period of years extending until the clean up goals established by the Department or a successor governmental agency are met and the Department determines that the restrictions set forth herein are no longer required, at which time this Declaration shall be null and void and the restrictions contained herein shall have no force or effect.

IN WITNESS WHEREOF, the undersigned Declarant has executed this Declaration, this 16th day of March, 2015.

Ronnie Threet, on behalf of the
Ronnie Threet Revocable Trust

STATE OF ARKANSAS)
) ACKNOWLEDGMENT
COUNTY OF Sebastian)

I, Sarah K. Turner (Notary Public for the State of Arkansas), do hereby certify that Ronnie Threet personally appeared before me this day and acknowledged the due execution of the foregoing instrument.

Witness my hand and official seal, this the 16th day of March, 2015.

Sarah K. Turner
Notary Public of Arkansas
My Commission Expires: 12/15/2019

[Notary Seal]

SARAH K. TURNER NOTARY PUBLIC #12374217 EXPIRES 12-15-2019 PULASKI COUNTY, AR

EXHIBIT A

Legal Description

Lot 8A of Brazil & Jacobs Homesite Acres, Block E, Lots 8A-8C and 9A-9D, being a replat of Lots 8 and 9 Block E, Brazil and Jacobs Homesite Acres, an Addition to the City of Fort Smith, according to Plat filed July 29, 1998.

Exhibit I

1710 Brazil Avenue

FORT SMITH DISTRICT
SEBASTIAN CO, AR - SHARON BROOKS
06/02/2015 01:16:39PM
2015F-07506 Pages: 3

STATE OF ARKANSAS)
) **DECLARATION OF COVENANTS,**
) **CONDITIONS AND RESTRICTIONS**
COUNTY OF SEBASTIAN)

THIS DECLARATION OF COVENANTS, CONDITIONS AND RESTRICTIONS (this "Declaration") is made as of the date set forth on the signature page hereof by Alan & Natasha Taylor (the "Declarant").

WITNESSETH

WHEREAS, Declarant is the owner of the real property described on Exhibit A ("Property") and desires to restrict the Property as provided herein.

NOW THEREFORE, Declarant hereby declares that all of the Property shall be held, sold, used, and conveyed subject to the following restrictions, covenants, and conditions, which shall run with the title to the Property. This Declaration shall be binding upon all parties having any right, title, or interest in any portion of the Property, their heirs, successors, successors-in-title, and assigns, and shall inure to the benefit of the owner of the Property.

BY THE RECORDING OF A DEED OR THE ACCEPTANCE OF TITLE TO THE PROPERTY OR ANY INTEREST THEREIN, THE PERSON TO WHOM SUCH PARCEL OR INTEREST THEREIN IS CONVEYED AND SUCH PERSON'S HEIRS, LEGAL REPRESENTATIVES, SUCCESSORS, LESSEES, GRANTEES, ASSIGNS AND BENEFICIARIES SHALL BE DEEMED TO HAVE AGREED TO BE BOUND BY THIS DECLARATION.

1. The Property has groundwater within or beneath it that has been determined by the Arkansas Department of Environmental Quality (the "Department") to be contaminated with trichloroethylene ("TCE"), making it unsafe for consumptive uses.

2. Contaminated groundwater under the Property shall not be extracted, disturbed, or utilized in any way, except for:
   (a) extracting, treating and monitoring groundwater in accordance with a monitoring plan approved by the Department;
   (b) dewatering or excavating beneath the water table, if incidental to normal construction activities, with prior written approval of the Department; or,
   (c) incidental passive collection of groundwater that may enter any structures or trenches constructed below the ground surface, provided that said groundwater is managed in accordance with applicable law.

3. With the exception of personal injury claims, all claims for damages related to TCE contamination of the property by Whirlpool Corporation have been released.

4. The covenants, conditions and restrictions set forth herein shall run with the title to the Property and shall be binding upon Declarant and his/her successors and assign shall

3/25

include the following notice on all deeds, mortgages, plats, or any legal instruments used to convey any interest in the Property (failure to comply with this paragraph does not impair the validity or enforceability of this Declaration):

> NOTICE: This Property is subject to Declaration of Covenants, Conditions and Restrictions recorded at the Register of Deeds of Sebastian County in Book ____, Page ____.

5. This Declaration shall bind and restrict the Property for a period of years extending until the clean up goals established by the Department or a successor governmental agency are met and the Department determines that the restrictions set forth herein are no longer required, at which time this Declaration shall be null and void and the restrictions contained herein shall have no force or effect.

IN WITNESS WHEREOF, the undersigned Declarant has executed this Declaration, this 16th day of March, 2015.

Natasha Taylor

Natasha Taylor

Alan Taylor

STATE OF ARKANSAS)
) ACKNOWLEDGMENT
COUNTY OF Sebastian)

I, JEAN WALKER (Notary Public for the State of Arkansas), do hereby certify that Natasha and Alan Taylor personally appeared before me this day and acknowledged the due execution of the foregoing instrument.

Witness my hand and official seal, this the 16th day of March, 2015.

JEAN WALKER
NOTARY PUBLIC
REG # 12397094
MY COMMISSION EXPIRES
12/17/2023
CRAWFORD COUNTY, ARKANSAS

Notary Public of Arkansas
My Commission Expires: 12/17/23

[Notary Seal]

EXHIBIT A

Legal Description

Lot 8B, Block E, of Brazil and Jacob's Homesite Acres, as shown by plat filed May 31, 1947, being a part of the North half of Section 4, Township 7, Range 32 W, now an addition to the City of Fort Smith, Sebastian County, Arkansas.

Exhibit J

1714 Brazil Avenue

FORT SMITH DISTRICT
SEBASTIAN CO, AR - SHARON BROOKS
06/02/2015 01:16:40PM
2015F-07507 Pages: 3

STATE OF ARKANSAS)
)
) **DECLARATION OF COVENANTS,**
) **CONDITIONS AND RESTRICTIONS**
COUNTY OF SEBASTIAN)

THIS DECLARATION OF COVENANTS, CONDITIONS AND RESTRICTIONS (this "Declaration") is made as of the date set forth on the signature page hereof by Alan & Natasha Taylor (the "Declarant").

WITNESSETH

WHEREAS, Declarant is the owner of the real property described on Exhibit A ("Property") and desires to restrict the Property as provided herein.

NOW THEREFORE, Declarant hereby declares that all of the Property shall be held, sold, used, and conveyed subject to the following restrictions, covenants, and conditions, which shall run with the title to the Property. This Declaration shall be binding upon all parties having any right, title, or interest in any portion of the Property, their heirs, successors, successors-in-title, and assigns, and shall inure to the benefit of the owner of the Property.

BY THE RECORDING OF A DEED OR THE ACCEPTANCE OF TITLE TO THE PROPERTY OR ANY INTEREST THEREIN, THE PERSON TO WHOM SUCH PARCEL OR INTEREST THEREIN IS CONVEYED AND SUCH PERSON'S HEIRS, LEGAL REPRESENTATIVES, SUCCESSORS, LESSEES, GRANTEES, ASSIGNS AND BENEFICIARIES SHALL BE DEEMED TO HAVE AGREED TO BE BOUND BY THIS DECLARATION.

1. The Property has groundwater within or beneath it that has been determined by the Arkansas Department of Environmental Quality (the "Department") to be contaminated with trichloroethylene ("TCE"), making it unsafe for consumptive uses.

2. Contaminated groundwater under the Property shall not be extracted, disturbed, or utilized in any way, except for:
   (a) extracting, treating and monitoring groundwater in accordance with a monitoring plan approved by the Department;
   (b) dewatering or excavating beneath the water table, if incidental to normal construction activities, with prior written approval of the Department; or,
   (c) incidental passive collection of groundwater that may enter any structures or trenches constructed below the ground surface, provided that said groundwater is managed in accordance with applicable law.

3. With the exception of personal injury claims, all claims for damages related to TCE contamination of the property by Whirlpool Corporation have been released.

4. The covenants, conditions and restrictions set forth herein shall run with the title to the Property and shall be binding upon Declarant and his/her successors and assign shall

3/25

include the following notice on all deeds, mortgages, plats, or any legal instruments used to convey any interest in the Property (failure to comply with this paragraph does not impair the validity or enforceability of this Declaration):

> NOTICE: This Property is subject to Declaration of Covenants, Conditions and Restrictions recorded at the Register of Deeds of Sebastian County in Book ____, Page ____.

5. This Declaration shall bind and restrict the Property for a period of years extending until the clean up goals established by the Department or a successor governmental agency are met and the Department determines that the restrictions set forth herein are no longer required, at which time this Declaration shall be null and void and the restrictions contained herein shall have no force or effect.

IN WITNESS WHEREOF, the undersigned Declarant has executed this Declaration, this 16th day of March, 2015.

Natasha Taylor

Natasha Taylor

Alan Taylor

Alan Taylor

STATE OF ARKANSAS)
) ACKNOWLEDGMENT
COUNTY OF Sebastian)

I, Jean Walker (Notary Public for the State of Arkansas), do hereby certify that Natasha & Alan Taylor personally appeared before me this day and acknowledged the due execution of the foregoing instrument.

Witness my hand and official seal, this the 16th day of March, 2015.

JEAN WALKER NOTARY PUBLIC REG # 12397094 MY COMMISSION EXPIRES 12/17/2023 CRAWFORD COUNTY, ARKANSAS

Jean Walker

Notary Public of Arkansas
My Commission Expires: 12/17/2023

[Notary Seal]

EXHIBIT A
Legal Description

Lot 8C, Block E, of Brazil and Jacob's Homesite Acres, as shown by plat filed May 31, 1947, being a part of the North half of Section 4, Township 7, Range 32 W, now an addition to the City of Fort Smith, Sebastian County, Arkansas.

Exhibit K

1718 Brazil Avenue

FORT SMITH DISTRICT
SEBASTIAN CO, AR - SHARON BROOKS
06/02/2015 01:16:41PM
2015F-07508 Pages: 3

STATE OF ARKANSAS)
)
) **DECLARATION OF COVENANTS,**
) **CONDITIONS AND RESTRICTIONS**
COUNTY OF SEBASTIAN)

THIS DECLARATION OF COVENANTS, CONDITIONS AND RESTRICTIONS (this "Declaration") is made as of the date set forth on the signature page hereof by Alan & Natasha Taylor (the "Declarant").

WITNESSETH

WHEREAS, Declarant is the owner of the real property described on Exhibit A ("Property") and desires to restrict the Property as provided herein.

NOW THEREFORE, Declarant hereby declares that all of the Property shall be held, sold, used, and conveyed subject to the following restrictions, covenants, and conditions, which shall run with the title to the Property. This Declaration shall be binding upon all parties having any right, title, or interest in any portion of the Property, their heirs, successors, successors-in-title, and assigns, and shall inure to the benefit of the owner of the Property.

BY THE RECORDING OF A DEED OR THE ACCEPTANCE OF TITLE TO THE PROPERTY OR ANY INTEREST THEREIN, THE PERSON TO WHOM SUCH PARCEL OR INTEREST THEREIN IS CONVEYED AND SUCH PERSON'S HEIRS, LEGAL REPRESENTATIVES, SUCCESSORS, LESSEES, GRANTEES, ASSIGNS AND BENEFICIARIES SHALL BE DEEMED TO HAVE AGREED TO BE BOUND BY THIS DECLARATION.

1. The Property has groundwater within or beneath it that has been determined by the Arkansas Department of Environmental Quality (the "Department") to be contaminated with trichloroethylene ("TCE"), making it unsafe for consumptive uses.

2. Contaminated groundwater under the Property shall not be extracted, disturbed, or utilized in any way, except for:
   (a) extracting, treating and monitoring groundwater in accordance with a monitoring plan approved by the Department;
   (b) dewatering or excavating beneath the water table, if incidental to normal construction activities, with prior written approval of the Department; or,
   (c) incidental passive collection of groundwater that may enter any structures or trenches constructed below the ground surface, provided that said groundwater is managed in accordance with applicable law.

3. With the exception of personal injury claims, all claims for damages related to TCE contamination of the property by Whirlpool Corporation have been released.

4. The covenants, conditions and restrictions set forth herein shall run with the title to the Property and shall be binding upon Declarant and his/her successors and assign shall

3/25

include the following notice on all deeds, mortgages, plats, or any legal instruments used to convey any interest in the Property (failure to comply with this paragraph does not impair the validity or enforceability of this Declaration):

> NOTICE: This Property is subject to Declaration of Covenants, Conditions and Restrictions recorded at the Register of Deeds of Sebastian County in Book ____, Page ____.

5. This Declaration shall bind and restrict the Property for a period of years extending until the clean up goals established by the Department or a successor governmental agency are met and the Department determines that the restrictions set forth herein are no longer required, at which time this Declaration shall be null and void and the restrictions contained herein shall have no force or effect.

IN WITNESS WHEREOF, the undersigned Declarant has executed this Declaration, this 16th day of March, 2015.

Natasha Taylor

Natasha Taylor

Alan Taylor

Alan Taylor

STATE OF ARKANSAS)
) ACKNOWLEDGMENT
COUNTY OF Sebastian)

I, JEAN WALKER (Notary Public for the State of Arkansas), do hereby certify that Natasha & Alan Taylor personally appeared before me this day and acknowledged the due execution of the foregoing instrument.

Witness my hand and official seal, this the 16th day of March, 2015.

Jean Walker

Notary Public of Arkansas
My Commission Expires: 12/17/2023

[Notary Seal]

JEAN WALKER NOTARY PUBLIC REG # 12397094 MY COMMISSION EXPIRES 12/17/2023 CRAWFORD COUNTY, ARKANSAS

EXHIBIT A
Legal Description

Lot 9A, Block E, of Brazil and Jacob's Homesite Acres, as shown by plat filed May 31, 1947, being a part of the North half of Section 4, Township 7, Range 32 W, now an addition to the City of Fort Smith, Sebastian County, Arkansas.

Exhibit L

1722 Brazil Avenue

FORT SMITH DISTRICT
SEBASTIAN CO. AR - SHARON BROOKS
06/02/2015 01:16:42PM
2015F-07509 Pages: 3

STATE OF ARKANSAS)
) **DECLARATION OF COVENANTS,**
) **CONDITIONS AND RESTRICTIONS**
COUNTY OF SEBASTIAN)

THIS DECLARATION OF COVENANTS, CONDITIONS AND RESTRICTIONS (this "Declaration") is made as of the date set forth on the signature page hereof by Alan & Natasha Taylor (the "Declarant").

WITNESSETH

WHEREAS, Declarant is the owner of the real property described on Exhibit A ("Property") and desires to restrict the Property as provided herein.

NOW THEREFORE, Declarant hereby declares that all of the Property shall be held, sold, used, and conveyed subject to the following restrictions, covenants, and conditions, which shall run with the title to the Property. This Declaration shall be binding upon all parties having any right, title, or interest in any portion of the Property, their heirs, successors, successors-in-title, and assigns, and shall inure to the benefit of the owner of the Property.

BY THE RECORDING OF A DEED OR THE ACCEPTANCE OF TITLE TO THE PROPERTY OR ANY INTEREST THEREIN, THE PERSON TO WHOM SUCH PARCEL OR INTEREST THEREIN IS CONVEYED AND SUCH PERSON'S HEIRS, LEGAL REPRESENTATIVES, SUCCESSORS, LESSEES, GRANTEES, ASSIGNS AND BENEFICIARIES SHALL BE DEEMED TO HAVE AGREED TO BE BOUND BY THIS DECLARATION.

1. The Property has groundwater within or beneath it that has been determined by the Arkansas Department of Environmental Quality (the "Department") to be contaminated with trichloroethylene ("TCE"), making it unsafe for consumptive uses.

2. Contaminated groundwater under the Property shall not be extracted, disturbed, or utilized in any way, except for:
   (a) extracting, treating and monitoring groundwater in accordance with a monitoring plan approved by the Department;
   (b) dewatering or excavating beneath the water table, if incidental to normal construction activities, with prior written approval of the Department; or,
   (c) incidental passive collection of groundwater that may enter any structures or trenches constructed below the ground surface, provided that said groundwater is managed in accordance with applicable law.

3. With the exception of personal injury claims, all claims for damages related to TCE contamination of the property by Whirlpool Corporation have been released.

4. The covenants, conditions and restrictions set forth herein shall run with the title to the Property and shall be binding upon Declarant and his/her successors and assign shall

3/25

include the following notice on all deeds, mortgages, plats, or any legal instruments used to convey any interest in the Property (failure to comply with this paragraph does not impair the validity or enforceability of this Declaration):

> NOTICE: This Property is subject to Declaration of Covenants, Conditions and Restrictions recorded at the Register of Deeds of Sebastian County in Book ____, Page ____.

5. This Declaration shall bind and restrict the Property for a period of years extending until the clean up goals established by the Department or a successor governmental agency are met and the Department determines that the restrictions set forth herein are no longer required, at which time this Declaration shall be null and void and the restrictions contained herein shall have no force or effect.

IN WITNESS WHEREOF, the undersigned Declarant has executed this Declaration, this 16th day of March, 2015.

Natasha Taylor

Natasha Taylor

Alan Taylor

Alan Taylor

STATE OF ARKANSAS)
) ACKNOWLEDGMENT
COUNTY OF Sebastian)

I, Jean Walker (Notary Public for the State of Arkansas), do hereby certify that Natasha & Alan Taylor personally appeared before me this day and acknowledged the due execution of the foregoing instrument.

Witness my hand and official seal, this the 16th day of March, 2015.

Jean Walker

Notary Public of Arkansas
My Commission Expires: 12/17/2023

[Notary Seal]

JEAN WALKER NOTARY PUBLIC REG # 12397094 MY COMMISSION EXPIRES 12/17/2023 CRAWFORD COUNTY, ARKANSAS

EXHIBIT A
Legal Description

Lot 9B, Block E, of Brazil and Jacob's Homesite Acres, as shown by plat filed May 31, 1947, being a part of the North half of Section 4, Township 7, Range 32 W, now an addition to the City of Fort Smith, Sebastian County, Arkansas.

Exhibit M

1726 Brazil Avenue

FORT SMITH DISTRICT
SEBASTIAN CO, AR - SHARON BROOKS
06/02/2015 01:16:43PM
2015F-07510 Pages: 3

STATE OF ARKANSAS)
)
) **DECLARATION OF COVENANTS,**
) **CONDITIONS AND RESTRICTIONS**
COUNTY OF SEBASTIAN)

THIS DECLARATION OF COVENANTS, CONDITIONS AND RESTRICTIONS (this "Declaration") is made as of the date set forth on the signature page hereof by Alan & Natasha Taylor (the "Declarant").

WITNESSETH

WHEREAS, Declarant is the owner of the real property described on Exhibit A ("Property") and desires to restrict the Property as provided herein.

NOW THEREFORE, Declarant hereby declares that all of the Property shall be held, sold, used, and conveyed subject to the following restrictions, covenants, and conditions, which shall run with the title to the Property. This Declaration shall be binding upon all parties having any right, title, or interest in any portion of the Property, their heirs, successors, successors-in-title, and assigns, and shall inure to the benefit of the owner of the Property.

BY THE RECORDING OF A DEED OR THE ACCEPTANCE OF TITLE TO THE PROPERTY OR ANY INTEREST THEREIN, THE PERSON TO WHOM SUCH PARCEL OR INTEREST THEREIN IS CONVEYED AND SUCH PERSON'S HEIRS, LEGAL REPRESENTATIVES, SUCCESSORS, LESSEES, GRANTEES, ASSIGNS AND BENEFICIARIES SHALL BE DEEMED TO HAVE AGREED TO BE BOUND BY THIS DECLARATION.

1. The Property has groundwater within or beneath it that has been determined by the Arkansas Department of Environmental Quality (the "Department") to be contaminated with trichloroethylene ("TCE"), making it unsafe for consumptive uses.

2. Contaminated groundwater under the Property shall not be extracted, disturbed, or utilized in any way, except for:
   (a) extracting, treating and monitoring groundwater in accordance with a monitoring plan approved by the Department;
   (b) dewatering or excavating beneath the water table, if incidental to normal construction activities, with prior written approval of the Department; or,
   (c) incidental passive collection of groundwater that may enter any structures or trenches constructed below the ground surface, provided that said groundwater is managed in accordance with applicable law.

3. With the exception of personal injury claims, all claims for damages related to TCE contamination of the property by Whirlpool Corporation have been released.

4. The covenants, conditions and restrictions set forth herein shall run with the title to the Property and shall be binding upon Declarant and his/her successors and assign shall

3/25

include the following notice on all deeds, mortgages, plats, or any legal instruments used to convey any interest in the Property (failure to comply with this paragraph does not impair the validity or enforceability of this Declaration):

> NOTICE: This Property is subject to Declaration of Covenants, Conditions and Restrictions recorded at the Register of Deeds of Sebastian County in Book ____, Page ____.

5. This Declaration shall bind and restrict the Property for a period of years extending until the clean up goals established by the Department or a successor governmental agency are met and the Department determines that the restrictions set forth herein are no longer required, at which time this Declaration shall be null and void and the restrictions contained herein shall have no force or effect.

IN WITNESS WHEREOF, the undersigned Declarant has executed this Declaration, this 16th day of March, 2015.

Natasha Taylor

Natasha Taylor

Alan Taylor

STATE OF ARKANSAS)
) ACKNOWLEDGMENT
COUNTY OF Sebastian)

I, Jean Walker (Notary Public for the State of Arkansas), do hereby certify that Natasha and Alan Taylor personally appeared before me this day and acknowledged the due execution of the foregoing instrument.

Witness my hand and official seal, this the 16th day of March, 2015.

JEAN WALKER NOTARY PUBLIC REG # 12397094 MY COMMISSION EXPIRES 12/17/2023 CRAWFORD COUNTY, ARKANSAS

Notary Public of Arkansas
My Commission Expires: 12/17/2023

[Notary Seal]

EXHIBIT A
Legal Description

Lot 9C, Block E, of Brazil and Jacob's Homesite Acres, as shown by plat filed May 31, 1947, being a part of the North half of Section 4, Township 7, Range 32 W, now an addition to the City of Fort Smith, Sebastian County, Arkansas.

Exhibit N

1730 Brazil Avenue

FORT SMITH DISTRICT
SEBASTIAN CO, AR - SHARON BROOKS
06/02/2015 02:36:32PM
2015F-07529 Pages: 3

STATE OF ARKANSAS)
) **DECLARATION OF COVENANTS,**
) **CONDITIONS AND RESTRICTIONS**
COUNTY OF SEBASTIAN)

THIS DECLARATION OF COVENANTS, CONDITIONS AND RESTRICTIONS (this "Declaration") is made as of the date set forth on the signature page hereof by Alan & Natasha Taylor (the "Declarant").

WITNESSETH

WHEREAS, Declarant is the owner of the real property described on Exhibit A ("Property") and desires to restrict the Property as provided herein.

NOW THEREFORE, Declarant hereby declares that all of the Property shall be held, sold, used, and conveyed subject to the following restrictions, covenants, and conditions, which shall run with the title to the Property. This Declaration shall be binding upon all parties having any right, title, or interest in any portion of the Property, their heirs, successors, successors-in-title, and assigns, and shall inure to the benefit of the owner of the Property.

BY THE RECORDING OF A DEED OR THE ACCEPTANCE OF TITLE TO THE PROPERTY OR ANY INTEREST THEREIN, THE PERSON TO WHOM SUCH PARCEL OR INTEREST THEREIN IS CONVEYED AND SUCH PERSON'S HEIRS, LEGAL REPRESENTATIVES, SUCCESSORS, LESSEES, GRANTEES, ASSIGNS AND BENEFICIARIES SHALL BE DEEMED TO HAVE AGREED TO BE BOUND BY THIS DECLARATION.

1. The Property has groundwater within or beneath it that has been determined by the Arkansas Department of Environmental Quality (the "Department") to be contaminated with trichloroethylene ("TCE"), making it unsafe for consumptive uses.

2. Contaminated groundwater under the Property shall not be extracted, disturbed, or utilized in any way, except for:
   (a) extracting, treating and monitoring groundwater in accordance with a monitoring plan approved by the Department;
   (b) dewatering or excavating beneath the water table, if incidental to normal construction activities, with prior written approval of the Department; or,
   (c) incidental passive collection of groundwater that may enter any structures or trenches constructed below the ground surface, provided that said groundwater is managed in accordance with applicable law.

3. With the exception of personal injury claims, all claims for damages related to TCE contamination of the property by Whirlpool Corporation have been released.

4. The covenants, conditions and restrictions set forth herein shall run with the title to the Property and shall be binding upon Declarant and his/her successors and assign shall

3/25

include the following notice on all deeds, mortgages, plats, or any legal instruments used to convey any interest in the Property (failure to comply with this paragraph does not impair the validity or enforceability of this Declaration):

> NOTICE: This Property is subject to Declaration of Covenants, Conditions and Restrictions recorded at the Register of Deeds of Sebastian County in Book ____, Page ____.

5. This Declaration shall bind and restrict the Property for a period of years extending until the clean up goals established by the Department or a successor governmental agency are met and the Department determines that the restrictions set forth herein are no longer required, at which time this Declaration shall be null and void and the restrictions contained herein shall have no force or effect.

IN WITNESS WHEREOF, the undersigned Declarant has executed this Declaration, this 16th day of March, 2015.

Natasha Taylor

Natasha Taylor

Alan Taylor

Alan Taylor

STATE OF ARKANSAS)
) ACKNOWLEDGMENT
COUNTY OF Sebastian)

I, Jean Walker (Notary Public for the State of Arkansas), do hereby certify that Natasha and Alan Taylor personally appeared before me this day and acknowledged the due execution of the foregoing instrument.

Witness my hand and official seal, this the 16th day of March, 2015.

Jean Walker

Notary Public of Arkansas
My Commission Expires: 12/17/2023

[Notary Seal]

JEAN WALKER NOTARY PUBLIC REG # 12397094 MY COMMISSION EXPIRES 12/17/2023 CRAWFORD COUNTY, ARKANSAS

EXHIBIT A
Legal Description

Lot 9D, Block E, of Brazil and Jacob's Homesite Acres, as shown by plat filed May 31, 1947, being a part of the North half of Section 4, Township 7, Range 32 W, now an addition to the City of Fort Smith, Sebastian County, Arkansas.

Exhibit O

1804 Brazil Avenue

FORT SMITH DISTRICT
SEBASTIAN CO, AR - SHARON BROOKS
06/02/2015 02:36:33PM
2015F-07530 Pages: 3

STATE OF ARKANSAS)
)
) **DECLARATION OF COVENANTS,**
) **CONDITIONS AND RESTRICTIONS**
COUNTY OF SEBASTIAN)

THIS DECLARATION OF COVENANTS, CONDITIONS AND RESTRICTIONS (this "Declaration") is made as of the date set forth on the signature page hereof by Kralicek & Flusche LLC (the "Declarant").

WITNESSETH

WHEREAS, Declarant is the owner of the real property described on Exhibit A ("Property") and desires to restrict the Property as provided herein.

NOW THEREFORE, Declarant hereby declares that all of the Property shall be held, sold, used, and conveyed subject to the following restrictions, covenants, and conditions, which shall run with the title to the Property. This Declaration shall be binding upon all parties having any right, title, or interest in any portion of the Property, their heirs, successors, successors-in-title, and assigns, and shall inure to the benefit of the owner of the Property.

BY THE RECORDING OF A DEED OR THE ACCEPTANCE OF TITLE TO THE PROPERTY OR ANY INTEREST THEREIN, THE PERSON TO WHOM SUCH PARCEL OR INTEREST THEREIN IS CONVEYED AND SUCH PERSON'S HEIRS, LEGAL REPRESENTATIVES, SUCCESSORS, LESSEES, GRANTEES, ASSIGNS AND BENEFICIARIES SHALL BE DEEMED TO HAVE AGREED TO BE BOUND BY THIS DECLARATION.

1. The Property has groundwater within or beneath it that has been determined by the Arkansas Department of Environmental Quality (the "Department") to be contaminated with trichloroethylene ("TCE"), making it unsafe for consumptive uses.

2. Contaminated groundwater under the Property shall not be extracted, disturbed, or utilized in any way, except for:
   (a) extracting, treating and monitoring groundwater in accordance with a monitoring plan approved by the Department;
   (b) dewatering or excavating beneath the water table, if incidental to normal construction activities, with prior written approval of the Department; or,
   (c) incidental passive collection of groundwater that may enter any structures or trenches constructed below the ground surface, provided that said groundwater is managed in accordance with applicable law.

3. With the exception of personal injury claims, all claims for damages related to TCE contamination of the property by Whirlpool Corporation have been released.

4. The covenants, conditions and restrictions set forth herein shall run with the title to the Property and shall be binding upon Declarant and his/her successors and assign shall

3/25

include the following notice on all deeds, mortgages, plats, or any legal instruments used to convey any interest in the Property (failure to comply with this paragraph does not impair the validity or enforceability of this Declaration):

> NOTICE: This Property is subject to Declaration of Covenants, Conditions and Restrictions recorded at the Register of Deeds of Sebastian County in Book ____, Page ____.

5. This Declaration shall bind and restrict the Property for a period of years extending until the clean up goals established by the Department or a successor governmental agency are met and the Department determines that the restrictions set forth herein are no longer required, at which time this Declaration shall be null and void and the restrictions contained herein shall have no force or effect.

IN WITNESS WHEREOF, the undersigned Declarant has executed this Declaration, this 16TH day of MARCH, 2015.

Jerome Flusche, on behalf of
Kralicek and Flusche LLC

Jerome Flusche

STATE OF ARKANSAS)
) ACKNOWLEDGMENT
COUNTY OF SEBASTIAN)

I, KIMBERLY KELLY (Notary Public for the State of Arkansas), do hereby certify that JEROME FLUSCHE personally appeared before me this day and acknowledged the due execution of the foregoing instrument.

Witness my hand and official seal, this the 16TH day of MARCH, 2015.

Kimberly K. Kelly
Notary Public of Arkansas
My Commission Expires: 03/11/2020

[Notary Seal]



EXHIBIT A

Legal Description

LOT TEN (10), BLOCK "E" OF BRAZIL & JACOBS HOMESITE ACRES, AS SHOWN BY PLAT FILED MAY 31, 1947.

Exhibit P

1900 Brazil Avenue

FORT SMITH DISTRICT
SEBASTIAN CO, AR - SHARON BROOKS
06/02/2015 02:36:34PM
2015F-07531 Pages: 3

STATE OF ARKANSAS)
) **DECLARATION OF COVENANTS,**
) **CONDITIONS AND RESTRICTIONS**
COUNTY OF SEBASTIAN)

THIS DECLARATION OF COVENANTS, CONDITIONS AND RESTRICTIONS (this "Declaration") is made as of the date set forth on the signature page hereof by Kralicek & Flusche LLC (the "Declarant").

WITNESSETH

WHEREAS, Declarant is the owner of the real property described on Exhibit A ("Property") and desires to restrict the Property as provided herein.

NOW THEREFORE, Declarant hereby declares that all of the Property shall be held, sold, used, and conveyed subject to the following restrictions, covenants, and conditions, which shall run with the title to the Property. This Declaration shall be binding upon all parties having any right, title, or interest in any portion of the Property, their heirs, successors, successors-in-title, and assigns, and shall inure to the benefit of the owner of the Property.

BY THE RECORDING OF A DEED OR THE ACCEPTANCE OF TITLE TO THE PROPERTY OR ANY INTEREST THEREIN, THE PERSON TO WHOM SUCH PARCEL OR INTEREST THEREIN IS CONVEYED AND SUCH PERSON'S HEIRS, LEGAL REPRESENTATIVES, SUCCESSORS, LESSEES, GRANTEES, ASSIGNS AND BENEFICIARIES SHALL BE DEEMED TO HAVE AGREED TO BE BOUND BY THIS DECLARATION.

1. The Property has groundwater within or beneath it that has been determined by the Arkansas Department of Environmental Quality (the "Department") to be contaminated with trichloroethylene ("TCE"), making it unsafe for consumptive uses.

2. Contaminated groundwater under the Property shall not be extracted, disturbed, or utilized in any way, except for:
   (a) extracting, treating and monitoring groundwater in accordance with a monitoring plan approved by the Department;
   (b) dewatering or excavating beneath the water table, if incidental to normal construction activities, with prior written approval of the Department; or,
   (c) incidental passive collection of groundwater that may enter any structures or trenches constructed below the ground surface, provided that said groundwater is managed in accordance with applicable law.

3. With the exception of personal injury claims, all claims for damages related to TCE contamination of the property by Whirlpool Corporation have been released.

4. The covenants, conditions and restrictions set forth herein shall run with the title to the Property and shall be binding upon Declarant and his/her successors and assign shall

3/25

include the following notice on all deeds, mortgages, plats, or any legal instruments used to convey any interest in the Property (failure to comply with this paragraph does not impair the validity or enforceability of this Declaration):

> NOTICE: This Property is subject to Declaration of Covenants, Conditions and Restrictions recorded at the Register of Deeds of Sebastian County in Book ____, Page ____.

5. This Declaration shall bind and restrict the Property for a period of years extending until the clean up goals established by the Department or a successor governmental agency are met and the Department determines that the restrictions set forth herein are no longer required, at which time this Declaration shall be null and void and the restrictions contained herein shall have no force or effect.

IN WITNESS WHEREOF, the undersigned Declarant has executed this Declaration, this 16TH day of MARCH, 2015.

Jerome Flusche, on behalf of
Kralicek and Flusche LLC

Jerome Flusche

STATE OF ARKANSAS)
) ACKNOWLEDGMENT
COUNTY OF SEBASTIAN)

I, KIMBERLY KELLY (Notary Public for the State of Arkansas), do hereby certify that JEROME FLUSCHE personally appeared before me this day and acknowledged the due execution of the foregoing instrument.

Witness my hand and official seal, this the 16TH day of MARCH, 2015.

Kimberly K. Kelly
Notary Public of Arkansas
My Commission Expires: 03/11/2020

[Notary Seal]

KIMBERLY K. KELLY
Commission No. 12376788
NOTARY PUBLIC
My Commission Expires March 11, 2020
CRAWFORD CO., ARKANSAS

EXHIBIT A
Legal Description

Lot 11, Block E, of Brazil and Jacob's Homesite Acres, as shown by plat filed May 31, 1947, being a part of the North half of Section 4, Township 7, Range 32 W, now an addition to the City of Fort Smith, Sebastian County, Arkansas.

Exhibit Q

5800 Jenny Lind Avenue

FORT SMITH DISTRICT
SEBASTIAN CO, AR - SHARON BROOKS
04/09/2015 01:49:34PM
2015F-04690 Pages: 3

STATE OF ARKANSAS)
) **DECLARATION OF COVENANTS,**
) **CONDITIONS AND RESTRICTIONS**
COUNTY OF SEBASTIAN)

THIS DECLARATION OF COVENANTS, CONDITIONS AND RESTRICTIONS (this "Declaration") is made as of the date set forth on the signature page hereof by William R. Newbold Living Trust (the "Declarant").

W I T N E S S E T H

WHEREAS, Declarant is the owner of the real property described on Exhibit A ("Property") and desires to restrict the Property as provided herein.

NOW THEREFORE, Declarant hereby declares that all of the Property shall be held, sold, used, and conveyed subject to the following restrictions, covenants, and conditions, which shall run with the title to the Property. This Declaration shall be binding upon all parties having any right, title, or interest in any portion of the Property, their heirs, successors, successors-in-title, and assigns, and shall inure to the benefit of the owner of the Property.

BY THE RECORDING OF A DEED OR THE ACCEPTANCE OF TITLE TO THE PROPERTY OR ANY INTEREST THEREIN, THE PERSON TO WHOM SUCH PARCEL OR INTEREST THEREIN IS CONVEYED AND SUCH PERSON'S HEIRS, LEGAL REPRESENTATIVES, SUCCESSORS, LESSEES, GRANTEES, ASSIGNS AND BENEFICIARIES SHALL BE DEEMED TO HAVE AGREED TO BE BOUND BY THIS DECLARATION.

1. The Property has groundwater within or beneath it that has been determined by the Arkansas Department of Environmental Quality (the "Department") to be contaminated with trichloroethylene ("TCE"), making it unsafe for consumptive uses.

2. Contaminated groundwater under the Property shall not be extracted, disturbed, or utilized in any way, except for:
   (a) extracting, treating and monitoring groundwater in accordance with a monitoring plan approved by the Department;
   (b) dewatering or excavating beneath the water table, if incidental to normal construction activities, with prior written approval of the Department; or,
   (c) incidental passive collection of groundwater that may enter any structures or trenches constructed below the ground surface, provided that said groundwater is managed in accordance with applicable law.

3. With the exception of personal injury claims, all claims for damages related to TCE contamination of the property by Whirlpool Corporation have been released.

4. The covenants, conditions and restrictions set forth herein shall run with the title to the Property and shall be binding upon Declarant and his/her successors and assign shall

CONNER & WINTERS LLP
4375 N VANTAGE DRIVE. STE 405
FAYETTEVILLE AR 72703

3/25

include the following notice on all deeds, mortgages, plats, or any legal instruments used to convey any interest in the Property (failure to comply with this paragraph does not impair the validity or enforceability of this Declaration):

> NOTICE: This Property is subject to Declaration of Covenants, Conditions and Restrictions recorded at the Register of Deeds of Sebastian County in Book ____, Page ____.

5. This Declaration shall bind and restrict the Property for a period of years extending until the clean up goals established by the Department or a successor governmental agency are met and the Department determines that the restrictions set forth herein are no longer required, at which time this Declaration shall be null and void and the restrictions contained herein shall have no force or effect.

IN WITNESS WHEREOF, the undersigned Declarant has executed this Declaration, this 27 day of March, 2015.

William R. Newbold
WILLIAM R. NEWBOLD LIVING TRUST

TRUSTEE
TITLE

STATE OF ARKANSAS)
) ACKNOWLEDGMENT
COUNTY OF Sebastian)

I, LINDA K. MILLSPAW (Notary Public for the State of Arkansas), do hereby certify that WILLIAM R. NEWBOLD personally appeared before me this day and acknowledged the due execution of the foregoing instrument.

Witness my hand and official seal, this the 27 day of March, 2015.

Linda K. Millspaw
Notary Public of Arkansas
My Commission Expires: Sept 3, 2015

[Notary Seal]



EXHIBIT A

North (69) Sixty Nine Feet of Lots Twelve (12), Thirteen (13), and Fourteen (14) in Block "E", Brazil and Jacob's Homesite Acres, According to plat filed May 31, 1947. Being a part of the North Half of Section 4, Township 7 North of Range 32 West.

Parcel ID 10741-0014-00005-03

5800 Jenny Lind Road

Fort Smith, Arkansas 72908

Exhibit R

5812 Jenny Lind Avenue

FORT SMITH DISTRICT
SEBASTIAN CO, AR - SHARON BROOKS
06/02/2015 03:24:10PM
2015F-07566 Pages: 3

STATE OF ARKANSAS)
)
) **DECLARATION OF COVENANTS,**
) **CONDITIONS AND RESTRICTIONS**
COUNTY OF SEBASTIAN)

THIS DECLARATION OF COVENANTS, CONDITIONS AND RESTRICTIONS (this "Declaration") is made as of the date set forth on the signature page hereof by Reith Properties LLC (the "Declarant").

WITNESSETH

WHEREAS, Declarant is the owner of the real property described on Exhibit A ("Property") and desires to restrict the Property as provided herein.

NOW THEREFORE, Declarant hereby declares that all of the Property shall be held, sold, used, and conveyed subject to the following restrictions, covenants, and conditions, which shall run with the title to the Property. This Declaration shall be binding upon all parties having any right, title, or interest in any portion of the Property, their heirs, successors, successors-in-title, and assigns, and shall inure to the benefit of the owner of the Property.

BY THE RECORDING OF A DEED OR THE ACCEPTANCE OF TITLE TO THE PROPERTY OR ANY INTEREST THEREIN, THE PERSON TO WHOM SUCH PARCEL OR INTEREST THEREIN IS CONVEYED AND SUCH PERSON'S HEIRS, LEGAL REPRESENTATIVES, SUCCESSORS, LESSEES, GRANTEES, ASSIGNS AND BENEFICIARIES SHALL BE DEEMED TO HAVE AGREED TO BE BOUND BY THIS DECLARATION.

1. The Property has groundwater within or beneath it that has been determined by the Arkansas Department of Environmental Quality (the "Department") to be contaminated with trichloroethylene ("TCE"), making it unsafe for consumptive uses.

2. Contaminated groundwater under the Property shall not be extracted, disturbed, or utilized in any way, except for:
   (a) extracting, treating and monitoring groundwater in accordance with a monitoring plan approved by the Department;
   (b) dewatering or excavating beneath the water table, if incidental to normal construction activities, with prior written approval of the Department; or,
   (c) incidental passive collection of groundwater that may enter any structures or trenches constructed below the ground surface, provided that said groundwater is managed in accordance with applicable law.

3. With the exception of personal injury claims, all claims for damages related to TCE contamination of the property by Whirlpool Corporation have been released.

4. The covenants, conditions and restrictions set forth herein shall run with the title to the Property and shall be binding upon Declarant and his/her successors and assign shall

3/25

include the following notice on all deeds, mortgages, plats, or any legal instruments used to convey any interest in the Property (failure to comply with this paragraph does not impair the validity or enforceability of this Declaration):

> NOTICE: This Property is subject to Declaration of Covenants, Conditions and Restrictions recorded at the Register of Deeds of Sebastian County in Book ____, Page ____.

5. This Declaration shall bind and restrict the Property for a period of years extending until the clean up goals established by the Department or a successor governmental agency are met and the Department determines that the restrictions set forth herein are no longer required, at which time this Declaration shall be null and void and the restrictions contained herein shall have no force or effect.

IN WITNESS WHEREOF, the undersigned Declarant has executed this Declaration, this 17th day of March, 2015.

Jerry Reith

Sam Reith

STATE OF ARKANSAS)
) ACKNOWLEDGMENT
COUNTY OF Pulaski)

I, Sarah K. Turner (Notary Public for the State of Arkansas), do hereby certify that Sam Reith personally appeared before me this day and acknowledged the due execution of the foregoing instrument.

Witness my hand and official seal, this the 17th day of March, 2015.

Sarah K. Turner
Notary Public of Arkansas
My Commission Expires: 12/15/19

[Notary Seal]

SARAH K. TURNER NOTARY PUBLIC #12374217 EXPIRES 12-15-2019 PULASKI COUNTY, AR

EXHIBIT A
Legal Description

The south 69.5 feet of the north 139 feet of Lots 12, 13, and 14, Block E, of Brazil and Jacob's Homesite Acres, as shown by plat filed May 31, 1947, being a part of the North half of Section 4, Township 7, Range 32 W, now an addition to the City of Fort Smith, Sebastian County, Arkansas.

Exhibit S

5814 Jenny Lind Avenue

FORT SMITH DISTRICT
SEBASTIAN CO, AR - SHARON BROOKS
06/02/2015 03:24:11PM
2015F-07567 Pages: 3

STATE OF ARKANSAS)
) **DECLARATION OF COVENANTS,**
) **CONDITIONS AND RESTRICTIONS**
COUNTY OF SEBASTIAN)

THIS DECLARATION OF COVENANTS, CONDITIONS AND RESTRICTIONS (this "Declaration") is made as of the date set forth on the signature page hereof by Dan Hong and Phuong Nguyen (the "Declarant").

W I T N E S S E T H

WHEREAS, Declarant is the owner of the real property described on Exhibit A ("Property") and desires to restrict the Property as provided herein.

NOW THEREFORE, Declarant hereby declares that all of the Property shall be held, sold, used, and conveyed subject to the following restrictions, covenants, and conditions, which shall run with the title to the Property. This Declaration shall be binding upon all parties having any right, title, or interest in any portion of the Property, their heirs, successors, successors-in-title, and assigns, and shall inure to the benefit of the owner of the Property.

BY THE RECORDING OF A DEED OR THE ACCEPTANCE OF TITLE TO THE PROPERTY OR ANY INTEREST THEREIN, THE PERSON TO WHOM SUCH PARCEL OR INTEREST THEREIN IS CONVEYED AND SUCH PERSON'S HEIRS, LEGAL REPRESENTATIVES, SUCCESSORS, LESSEES, GRANTEES, ASSIGNS AND BENEFICIARIES SHALL BE DEEMED TO HAVE AGREED TO BE BOUND BY THIS DECLARATION.

1. The Property has groundwater within or beneath it that has been determined by the Arkansas Department of Environmental Quality (the "Department") to be contaminated with trichloroethylene ("TCE"), making it unsafe for consumptive uses.

2. Contaminated groundwater under the Property shall not be extracted, disturbed, or utilized in any way, except for:
   (a) extracting, treating and monitoring groundwater in accordance with a monitoring plan approved by the Department;
   (b) dewatering or excavating beneath the water table, if incidental to normal construction activities, with prior written approval of the Department; or,
   (c) incidental passive collection of groundwater that may enter any structures or trenches constructed below the ground surface, provided that said groundwater is managed in accordance with applicable law.

3. With the exception of personal injury claims, all claims for damages related to TCE contamination of the property by Whirlpool Corporation have been released.

4. The covenants, conditions and restrictions set forth herein shall run with the title to the Property and shall be binding upon Declarant and his/her successors and assign shall

3/25

include the following notice on all deeds, mortgages, plats, or any legal instruments used to convey any interest in the Property (failure to comply with this paragraph does not impair the validity or enforceability of this Declaration):

> NOTICE: This Property is subject to Declaration of Covenants, Conditions and Restrictions recorded at the Register of Deeds of Sebastian County in Book ____, Page ____.

5. This Declaration shall bind and restrict the Property for a period of years extending until the clean up goals established by the Department or a successor governmental agency are met and the Department determines that the restrictions set forth herein are no longer required, at which time this Declaration shall be null and void and the restrictions contained herein shall have no force or effect.

IN WITNESS WHEREOF, the undersigned Declarant has executed this Declaration, this 19th day of March, 2015.

Dan Nguyen Phuong Nguyen

DAN HONG AND PHUONG NGUYEN

STATE OF ARKANSAS)
) ACKNOWLEDGMENT
COUNTY OF Sebastian)

I, Lisa R. Smith (Notary Public for the State of Arkansas), do hereby certify that Dan Hong & Phuong Nguyen personally appeared before me this day and acknowledged the due execution of the foregoing instrument.

Witness my hand and official seal, this the 19th day of March, 2015.

Lisa Robertson Smith

Notary Public of Arkansas
My Commission Expires: 9-1-2022

[Notary Seal]

LISA ROBERTSON SMITH
COMM. #12389444
Notary Public - Arkansas
Sebastian County
My Comm. Expires Sep. 1, 2022

EXHIBIT A

Legal Description

The North 69.5 feet of the South 139 feet of Lots 12, 13 and 14 in Block "E", Brazil and Jacob's Homesite Acres, an Addition to the City of Fort Smith, Arkansas.

Exhibit T

5815 Jenny Lind Avenue

FORT SMITH DISTRICT
SEBASTIAN CO, AR - SHARON BROOKS
06/02/2015 03:24:12PM
2015F-07568 Pages: 3

STATE OF ARKANSAS)
)
COUNTY OF SEBASTIAN)

DECLARATION OF COVENANTS, CONDITIONS AND RESTRICTIONS

THIS DECLARATION OF COVENANTS, CONDITIONS AND RESTRICTIONS (this "Declaration") is made as of the date set forth on the signature page hereof by John Przbysz (the "Declarant").

WITNESSETH

WHEREAS, Declarant is the owner of the real property described on Exhibit A ("Property") and desires to restrict the Property as provided herein.

NOW THEREFORE, Declarant hereby declares that all of the Property shall be held, sold, used, and conveyed subject to the following restrictions, covenants, and conditions, which shall run with the title to the Property. This Declaration shall be binding upon all parties having any right, title, or interest in any portion of the Property, their heirs, successors, successors-in-title, and assigns, and shall inure to the benefit of the owner of the Property.

BY THE RECORDING OF A DEED OR THE ACCEPTANCE OF TITLE TO THE PROPERTY OR ANY INTEREST THEREIN, THE PERSON TO WHOM SUCH PARCEL OR INTEREST THEREIN IS CONVEYED AND SUCH PERSON'S HEIRS, LEGAL REPRESENTATIVES, SUCCESSORS, LESSEES, GRANTEES, ASSIGNS AND BENEFICIARIES SHALL BE DEEMED TO HAVE AGREED TO BE BOUND BY THIS DECLARATION.

1. The Property has groundwater within or beneath it that has been determined by the Arkansas Department of Environmental Quality (the "Department") to be contaminated with trichloroethylene ("TCE"), making it unsafe for consumptive uses.

2. Contaminated groundwater under the Property shall not be extracted, disturbed, or utilized in any way, except for:
   (a) extracting, treating and monitoring groundwater in accordance with a monitoring plan approved by the Department;
   (b) dewatering or excavating beneath the water table, if incidental to normal construction activities, with prior written approval of the Department; or,
   (c) incidental passive collection of groundwater that may enter any structures or trenches constructed below the ground surface, provided that said groundwater is managed in accordance with applicable law.

3. With the exception of personal injury claims, all claims for damages related to TCE contamination of the property by Whirlpool Corporation have been released.

4. The covenants, conditions and restrictions set forth herein shall run with the title to the Property and shall be binding upon Declarant and his/her successors and assign shall

3/25

include the following notice on all deeds, mortgages, plats, or any legal instruments used to convey any interest in the Property (failure to comply with this paragraph does not impair the validity or enforceability of this Declaration):

> NOTICE: This Property is subject to Declaration of Covenants, Conditions and Restrictions recorded at the Register of Deeds of Sebastian County in Book ____, Page ____.

5. This Declaration shall bind and restrict the Property for a period of years extending until the clean up goals established by the Department or a successor governmental agency are met and the Department determines that the restrictions set forth herein are no longer required, at which time this Declaration shall be null and void and the restrictions contained herein shall have no force or effect.

IN WITNESS WHEREOF, the undersigned Declarant has executed this Declaration, this 17 day of March, 2015.

John Przbysz

STATE OF ARKANSAS)
) ACKNOWLEDGMENT
COUNTY OF Sebastian)

I, Alicia Triplett (Notary Public for the State of Arkansas), do hereby certify that John Przybysz personally appeared before me this day and acknowledged the due execution of the foregoing instrument.

Witness my hand and official seal, this the 17 day of March, 2015.

Alicia Triplett
Notary Public of Arkansas
My Commission Expires: October 23, 2019

[Notary Seal]

ALICIA TRIPLETT
SEBASTIAN COUNTY
NOTARY PUBLIC - ARKANSAS
My Commission Expires October 23, 2019
Commission No. 12373623

EXHIBIT A
Legal Description

The north 69.50 feet of the South 139 feet of Lot 1 and 2, Block D, of Brazil and Jacob's Homesite Acres, , as shown by plat filed May 31, 1947, being a part of the North half of Section 4, Township 7, Range 32 W, now an addition to the City of Fort Smith, Sebastian County, Arkansas.

Exhibit U

5816 Jenny Lind Avenue

FORT SMITH DISTRICT
SEBASTIAN CO, AR - SHARON BROOKS
06/02/2015 03:24:13PM
2015F-07569 Pages: 3

STATE OF ARKANSAS)
)
) **DECLARATION OF COVENANTS,**
) **CONDITIONS AND RESTRICTIONS**
COUNTY OF SEBASTIAN)

THIS DECLARATION OF COVENANTS, CONDITIONS AND RESTRICTIONS (this "Declaration") is made as of the date set forth on the signature page hereof by Kralicek & Flusche LLC (the "Declarant").

WITNESSETH

WHEREAS, Declarant is the owner of the real property described on Exhibit A ("Property") and desires to restrict the Property as provided herein.

NOW THEREFORE, Declarant hereby declares that all of the Property shall be held, sold, used, and conveyed subject to the following restrictions, covenants, and conditions, which shall run with the title to the Property. This Declaration shall be binding upon all parties having any right, title, or interest in any portion of the Property, their heirs, successors, successors-in-title, and assigns, and shall inure to the benefit of the owner of the Property.

BY THE RECORDING OF A DEED OR THE ACCEPTANCE OF TITLE TO THE PROPERTY OR ANY INTEREST THEREIN, THE PERSON TO WHOM SUCH PARCEL OR INTEREST THEREIN IS CONVEYED AND SUCH PERSON'S HEIRS, LEGAL REPRESENTATIVES, SUCCESSORS, LESSEES, GRANTEES, ASSIGNS AND BENEFICIARIES SHALL BE DEEMED TO HAVE AGREED TO BE BOUND BY THIS DECLARATION.

1. The Property has groundwater within or beneath it that has been determined by the Arkansas Department of Environmental Quality (the "Department") to be contaminated with trichloroethylene ("TCE"), making it unsafe for consumptive uses.

2. Contaminated groundwater under the Property shall not be extracted, disturbed, or utilized in any way, except for:
   (a) extracting, treating and monitoring groundwater in accordance with a monitoring plan approved by the Department;
   (b) dewatering or excavating beneath the water table, if incidental to normal construction activities, with prior written approval of the Department; or,
   (c) incidental passive collection of groundwater that may enter any structures or trenches constructed below the ground surface, provided that said groundwater is managed in accordance with applicable law.

3. With the exception of personal injury claims, all claims for damages related to TCE contamination of the property by Whirlpool Corporation have been released.

4. The covenants, conditions and restrictions set forth herein shall run with the title to the Property and shall be binding upon Declarant and his/her successors and assign shall

3/25

include the following notice on all deeds, mortgages, plats, or any legal instruments used to convey any interest in the Property (failure to comply with this paragraph does not impair the validity or enforceability of this Declaration):

> NOTICE: This Property is subject to Declaration of Covenants, Conditions and Restrictions recorded at the Register of Deeds of Sebastian County in Book ____, Page ____.

5. This Declaration shall bind and restrict the Property for a period of years extending until the clean up goals established by the Department or a successor governmental agency are met and the Department determines that the restrictions set forth herein are no longer required, at which time this Declaration shall be null and void and the restrictions contained herein shall have no force or effect.

IN WITNESS WHEREOF, the undersigned Declarant has executed this Declaration, this 16TH day of MARCH, 2015.

Jerome Flusche, on behalf of
Kralicek and Flusche LLC

Jerome Flusche

STATE OF ARKANSAS)
) ACKNOWLEDGMENT
COUNTY OF SEBASTIAN)

I, KIMBERLY KELLY (Notary Public for the State of Arkansas), do hereby certify that JEROME FLUSCHE personally appeared before me this day and acknowledged the due execution of the foregoing instrument.

Witness my hand and official seal, this the 16TH day of MARCH, 2015.

Kimberly K. Kelly
Notary Public of Arkansas
My Commission Expires: 03/11/2020

[Notary Seal]

KIMBERLY K. KELLY
Commission No. 12371788
NOTARY PUBLIC
My Commission Expires March 11, 2020
CRAWFORD CO., ARKANSAS

EXHIBIT A

Legal Description

The South 69.5 feet of Lots Twelve (12), Thirteen (13) and Fourteen (14) in Block "E" of Brazil & Jacobs Homesite Acres, an Addition to the City of Fort Smith, Arkansas.

Exhibit V

5818 Jenny Lind Avenue

FORT SMITH DISTRICT
SEBASTIAN CO, AR - SHARON BROOKS
06/02/2015 03:24:14PM
2015F-07570 Pages: 3

STATE OF ARKANSAS)
)
) **DECLARATION OF COVENANTS,**
) **CONDITIONS AND RESTRICTIONS**
COUNTY OF SEBASTIAN)

THIS DECLARATION OF COVENANTS, CONDITIONS AND RESTRICTIONS (this "Declaration") is made as of the date set forth on the signature page hereof by Maham LLC (the "Declarant").

W I T N E S S E T H

WHEREAS, Declarant is the owner of the real property described on Exhibit A ("Property") and desires to restrict the Property as provided herein.

NOW THEREFORE, Declarant hereby declares that all of the Property shall be held, sold, used, and conveyed subject to the following restrictions, covenants, and conditions, which shall run with the title to the Property. This Declaration shall be binding upon all parties having any right, title, or interest in any portion of the Property, their heirs, successors, successors-in-title, and assigns, and shall inure to the benefit of the owner of the Property.

BY THE RECORDING OF A DEED OR THE ACCEPTANCE OF TITLE TO THE PROPERTY OR ANY INTEREST THEREIN, THE PERSON TO WHOM SUCH PARCEL OR INTEREST THEREIN IS CONVEYED AND SUCH PERSON'S HEIRS, LEGAL REPRESENTATIVES, SUCCESSORS, LESSEES, GRANTEES, ASSIGNS AND BENEFICIARIES SHALL BE DEEMED TO HAVE AGREED TO BE BOUND BY THIS DECLARATION.

1. The Property has groundwater within or beneath it that has been determined by the Arkansas Department of Environmental Quality (the "Department") to be contaminated with trichloroethylene ("TCE"), making it unsafe for consumptive uses.

2. Contaminated groundwater under the Property shall not be extracted, disturbed, or utilized in any way, except for:
   (a) extracting, treating and monitoring groundwater in accordance with a monitoring plan approved by the Department;
   (b) dewatering or excavating beneath the water table, if incidental to normal construction activities, with prior written approval of the Department; or,
   (c) incidental passive collection of groundwater that may enter any structures or trenches constructed below the ground surface, provided that said groundwater is managed in accordance with applicable law.

3. With the exception of personal injury claims, all claims for damages related to TCE contamination of the property by Whirlpool Corporation have been released.

4. The covenants, conditions and restrictions set forth herein shall run with the title to the Property and shall be binding upon Declarant and his/her successors and assign shall

3/25

include the following notice on all deeds, mortgages, plats, or any legal instruments used to convey any interest in the Property (failure to comply with this paragraph does not impair the validity or enforceability of this Declaration):

> NOTICE: This Property is subject to Declaration of Covenants, Conditions and Restrictions recorded at the Register of Deeds of Sebastian County in Book ____, Page ____.

5. This Declaration shall bind and restrict the Property for a period of years extending until the clean up goals established by the Department or a successor governmental agency are met and the Department determines that the restrictions set forth herein are no longer required, at which time this Declaration shall be null and void and the restrictions contained herein shall have no force or effect.

IN WITNESS WHEREOF, the undersigned Declarant has executed this Declaration, this 17 day of March, 2015.

John Przbysz on behalf of Maham LLC

STATE OF ARKANSAS)
) ACKNOWLEDGMENT
COUNTY OF Sebastian)

I, Alicia Triplett (Notary Public for the State of Arkansas), do hereby certify that John Przybysz personally appeared before me this day and acknowledged the due execution of the foregoing instrument.

Witness my hand and official seal, this the 17 day of March, 2015.

Alicia Triplett
Notary Public of Arkansas
My Commission Expires: October 23, 2019

[Notary Seal]

ALICIA TRIPLETT
SEBASTIAN COUNTY
NOTARY PUBLIC - ARKANSAS
My Commission Expires October 23, 2019
Commission No. 12373623

EXHIBIT A

Legal Description

The North 92 Feet of Lots 15, 16 and 17, Block E in Brazil Jacobs Homesite Addition to the City of Fort Smith, Arkansas.

Exhibit W

5903 Jenny Lind Avenue

FORT SMITH DISTRICT
SEBASTIAN CO, AR - SHARON BROOKS
06/02/2015 03:24:15PM
2015F-07571 Pages: 3

STATE OF ARKANSAS)
) **DECLARATION OF COVENANTS,**
) **CONDITIONS AND RESTRICTIONS**
COUNTY OF SEBASTIAN)

THIS DECLARATION OF COVENANTS, CONDITIONS AND RESTRICTIONS (this "Declaration") is made as of the date set forth on the signature page hereof by John Przbysz (the "Declarant").

WITNESSETH

WHEREAS, Declarant is the owner of the real property described on Exhibit A ("Property") and desires to restrict the Property as provided herein.

NOW THEREFORE, Declarant hereby declares that all of the Property shall be held, sold, used, and conveyed subject to the following restrictions, covenants, and conditions, which shall run with the title to the Property. This Declaration shall be binding upon all parties having any right, title, or interest in any portion of the Property, their heirs, successors, successors-in-title, and assigns, and shall inure to the benefit of the owner of the Property.

BY THE RECORDING OF A DEED OR THE ACCEPTANCE OF TITLE TO THE PROPERTY OR ANY INTEREST THEREIN, THE PERSON TO WHOM SUCH PARCEL OR INTEREST THEREIN IS CONVEYED AND SUCH PERSON'S HEIRS, LEGAL REPRESENTATIVES, SUCCESSORS, LESSEES, GRANTEES, ASSIGNS AND BENEFICIARIES SHALL BE DEEMED TO HAVE AGREED TO BE BOUND BY THIS DECLARATION.

1. The Property has groundwater within or beneath it that has been determined by the Arkansas Department of Environmental Quality (the "Department") to be contaminated with trichloroethylene ("TCE"), making it unsafe for consumptive uses.

2. Contaminated groundwater under the Property shall not be extracted, disturbed, or utilized in any way, except for:
   (a) extracting, treating and monitoring groundwater in accordance with a monitoring plan approved by the Department;
   (b) dewatering or excavating beneath the water table, if incidental to normal construction activities, with prior written approval of the Department; or,
   (c) incidental passive collection of groundwater that may enter any structures or trenches constructed below the ground surface, provided that said groundwater is managed in accordance with applicable law.

3. With the exception of personal injury claims, all claims for damages related to TCE contamination of the property by Whirlpool Corporation have been released.

4. The covenants, conditions and restrictions set forth herein shall run with the title to the Property and shall be binding upon Declarant and his/her successors and assign shall

3/25

include the following notice on all deeds, mortgages, plats, or any legal instruments used to convey any interest in the Property (failure to comply with this paragraph does not impair the validity or enforceability of this Declaration):

> NOTICE: This Property is subject to Declaration of Covenants, Conditions and Restrictions recorded at the Register of Deeds of Sebastian County in Book ____, Page ____.

5. This Declaration shall bind and restrict the Property for a period of years extending until the clean up goals established by the Department or a successor governmental agency are met and the Department determines that the restrictions set forth herein are no longer required, at which time this Declaration shall be null and void and the restrictions contained herein shall have no force or effect.

IN WITNESS WHEREOF, the undersigned Declarant has executed this Declaration, this 17 day of March, 2015.

John Przbysz

STATE OF ARKANSAS)
) ACKNOWLEDGMENT
COUNTY OF Sebastian)

I, Alicia Triplett (Notary Public for the State of Arkansas), do hereby certify that John Przybysz personally appeared before me this day and acknowledged the due execution of the foregoing instrument.

Witness my hand and official seal, this the 17 day of March, 2015.

Alicia Triplett
Notary Public of Arkansas
My Commission Expires: October 23, 2019

[Notary Seal]

ALICIA TRIPLETT
SEBASTIAN COUNTY
NOTARY PUBLIC - ARKANSAS
My Commission Expires October 23, 2019
Commission No. 12373623

EXHIBIT A

Legal Description

Lots A and B, Brazil & Jacobs Homesite Addition, Lots A,B,C,D and E, being a replat of the Corrective Plat of a replat of Lot 6A and Lots 5,6,7 and 8 of Block D of Brazil and Jacobs Homesite Addition, an Addition to the City of Fort Smith, Arkansas.

Exhibit X

5904 Jenny Lind Avenue

FORT SMITH DISTRICT
SEBASTIAN CO, AR - SHARON BROOKS
06/02/2015 03:31:16PM
2015F-07573 Pages: 3

STATE OF ARKANSAS)
)
) **DECLARATION OF COVENANTS,**
) **CONDITIONS AND RESTRICTIONS**
COUNTY OF SEBASTIAN)

THIS DECLARATION OF COVENANTS, CONDITIONS AND RESTRICTIONS (this "Declaration") is made as of the date set forth on the signature page hereof by Maham LLC (the "Declarant").

WITNESSETH

WHEREAS, Declarant is the owner of the real property described on Exhibit A ("Property") and desires to restrict the Property as provided herein.

NOW THEREFORE, Declarant hereby declares that all of the Property shall be held, sold, used, and conveyed subject to the following restrictions, covenants, and conditions, which shall run with the title to the Property. This Declaration shall be binding upon all parties having any right, title, or interest in any portion of the Property, their heirs, successors, successors-in-title, and assigns, and shall inure to the benefit of the owner of the Property.

BY THE RECORDING OF A DEED OR THE ACCEPTANCE OF TITLE TO THE PROPERTY OR ANY INTEREST THEREIN, THE PERSON TO WHOM SUCH PARCEL OR INTEREST THEREIN IS CONVEYED AND SUCH PERSON'S HEIRS, LEGAL REPRESENTATIVES, SUCCESSORS, LESSEES, GRANTEES, ASSIGNS AND BENEFICIARIES SHALL BE DEEMED TO HAVE AGREED TO BE BOUND BY THIS DECLARATION.

1. The Property has groundwater within or beneath it that has been determined by the Arkansas Department of Environmental Quality (the "Department") to be contaminated with trichloroethylene ("TCE"), making it unsafe for consumptive uses.

2. Contaminated groundwater under the Property shall not be extracted, disturbed, or utilized in any way, except for:
   (a) extracting, treating and monitoring groundwater in accordance with a monitoring plan approved by the Department;
   (b) dewatering or excavating beneath the water table, if incidental to normal construction activities, with prior written approval of the Department; or,
   (c) incidental passive collection of groundwater that may enter any structures or trenches constructed below the ground surface, provided that said groundwater is managed in accordance with applicable law.

3. With the exception of personal injury claims, all claims for damages related to TCE contamination of the property by Whirlpool Corporation have been released.

4. The covenants, conditions and restrictions set forth herein shall run with the title to the Property and shall be binding upon Declarant and his/her successors and assign shall

3/25

include the following notice on all deeds, mortgages, plats, or any legal instruments used to convey any interest in the Property (failure to comply with this paragraph does not impair the validity or enforceability of this Declaration):

> NOTICE: This Property is subject to Declaration of Covenants, Conditions and Restrictions recorded at the Register of Deeds of Sebastian County in Book ____, Page ____.

5. This Declaration shall bind and restrict the Property for a period of years extending until the clean up goals established by the Department or a successor governmental agency are met and the Department determines that the restrictions set forth herein are no longer required, at which time this Declaration shall be null and void and the restrictions contained herein shall have no force or effect.

IN WITNESS WHEREOF, the undersigned Declarant has executed this Declaration, this 17 day of March, 2015.

John Przybysz, on behalf of Maham LLC

John Przybysz

STATE OF ARKANSAS)
) ACKNOWLEDGMENT
COUNTY OF Sebastian)

I, Alicia Triplett (Notary Public for the State of Arkansas), do hereby certify that John Przybysz personally appeared before me this day and acknowledged the due execution of the foregoing instrument.

Witness my hand and official seal, this the 17 day of March, 2015.

Alicia Triplett

Notary Public of Arkansas
My Commission Expires: October 23, 2019

[Notary Seal]

ALICIA TRIPLETT
SEBASTIAN COUNTY
NOTARY PUBLIC - ARKANSAS
My Commission Expires October 23, 2019
Commission No. 12373623

EXHIBIT A

Legal Description

Part of Lots 15, 16, and 17, Block E, Brazil & Jacob's Homesite Acres to the City of Fort Smith, Arkansas, being more particularly described as follows: Commencing at the Southeast corner of Lot 15, Block E, Homesite Acres, same being the West right of way line of Jenny Lind. Thence along the East line of said Lot 15 and along said right of way line, North 93.6 feet to a set rebar and the point of beginning. Thence leaving said right of way line and said East line of Lot 15, South 89 degrees 48 minutes 03 seconds West, 231.83 feet to a set rebar on the West line of Lot 17, Block E. Thence along said West line, North 00 degrees 05 minutes 43 seconds West, 92.26 feet to a set rebar. Thence leaving said West line, North 89 degrees 32 minutes 21 second East, 231.99 feet to an existing iron pin on the East line of Lot 15, Block E, Brazil & Jacob's Homesite Acres and the West right of way line of Jenny Lind. Thence along said right of way line and the East line of said Lot 15, South 93.32 feet to the point of the beginning.

Exhibit Y

5907 Jenny Lind Avenue

FORT SMITH DISTRICT
SEBASTIAN CO, AR - SHARON BROOKS
06/02/2015 03:31:17PM
2015F-07574 Pages: 3

STATE OF ARKANSAS)
) **DECLARATION OF COVENANTS,**
) **CONDITIONS AND RESTRICTIONS**
COUNTY OF SEBASTIAN)

THIS DECLARATION OF COVENANTS, CONDITIONS AND RESTRICTIONS (this "Declaration") is made as of the date set forth on the signature page hereof by Harold Corley (the "Declarant").

W I T N E S S E T H

WHEREAS, Declarant is the owner of the real property described on Exhibit A ("Property") and desires to restrict the Property as provided herein.

NOW THEREFORE, Declarant hereby declares that all of the Property shall be held, sold, used, and conveyed subject to the following restrictions, covenants, and conditions, which shall run with the title to the Property. This Declaration shall be binding upon all parties having any right, title, or interest in any portion of the Property, their heirs, successors, successors-in-title, and assigns, and shall inure to the benefit of the owner of the Property.

BY THE RECORDING OF A DEED OR THE ACCEPTANCE OF TITLE TO THE PROPERTY OR ANY INTEREST THEREIN, THE PERSON TO WHOM SUCH PARCEL OR INTEREST THEREIN IS CONVEYED AND SUCH PERSON'S HEIRS, LEGAL REPRESENTATIVES, SUCCESSORS, LESSEES, GRANTEES, ASSIGNS AND BENEFICIARIES SHALL BE DEEMED TO HAVE AGREED TO BE BOUND BY THIS DECLARATION.

1. The Property has groundwater within or beneath it that has been determined by the Arkansas Department of Environmental Quality (the "Department") to be contaminated with trichloroethylene ("TCE"), making it unsafe for consumptive uses.

2. Contaminated groundwater under the Property shall not be extracted, disturbed, or utilized in any way, except for:
   (a) extracting, treating and monitoring groundwater in accordance with a monitoring plan approved by the Department;
   (b) dewatering or excavating beneath the water table, if incidental to normal construction activities, with prior written approval of the Department; or,
   (c) incidental passive collection of groundwater that may enter any structures or trenches constructed below the ground surface, provided that said groundwater is managed in accordance with applicable law.

3. With the exception of personal injury claims, all claims for damages related to TCE contamination of the property by Whirlpool Corporation have been released.

4. The covenants, conditions and restrictions set forth herein shall run with the title to the Property and shall be binding upon Declarant and his/her successors and assign shall

3/25

include the following notice on all deeds, mortgages, plats, or any legal instruments used to convey any interest in the Property (failure to comply with this paragraph does not impair the validity or enforceability of this Declaration):

> NOTICE: This Property is subject to Declaration of Covenants, Conditions and Restrictions recorded at the Register of Deeds of Sebastian County in Book ____, Page ____.

5. This Declaration shall bind and restrict the Property for a period of years extending until the clean up goals established by the Department or a successor governmental agency are met and the Department determines that the restrictions set forth herein are no longer required, at which time this Declaration shall be null and void and the restrictions contained herein shall have no force or effect.

IN WITNESS WHEREOF, the undersigned Declarant has executed this Declaration, this 17th day of March, 2015.

Harold Corley

Harold Corley

STATE OF ARKANSAS)
) ACKNOWLEDGMENT
COUNTY OF Pulaski)

I, Sarah K. Turner (Notary Public for the State of Arkansas), do hereby certify that Harold Corley personally appeared before me this day and acknowledged the due execution of the foregoing instrument.

Witness my hand and official seal, this the 17th day of March, 2015.

Sarah K. Turner
Notary Public of Arkansas
My Commission Expires: 12/15/2019

[Notary Seal]

SARAH K. TURNER NOTARY PUBLIC #12374217 EXPIRES 12-15-2019 PULASKI COUNTY, AR

EXHIBIT A

Legal Description

The South 69.50 feet of Lots 7 and 8, Block D, Brazil and Jacob's Homesite Acres, an addition to the City of Fort Smith, Arkansas, according to plat filed May 31, 1947.

Exhibit Z

5908 Jenny Lind Avenue

FORT SMITH DISTRICT
SEBASTIAN CO, AR - SHARON BROOKS
06/02/2015 03:31:18PM
2015F-07575 Pages: 3

STATE OF ARKANSAS)
)
) **DECLARATION OF COVENANTS,**
) **CONDITIONS AND RESTRICTIONS**
COUNTY OF SEBASTIAN)

THIS DECLARATION OF COVENANTS, CONDITIONS AND RESTRICTIONS (this "Declaration") is made as of the date set forth on the signature page hereof by Potts Family Enterprises/David Potts (the "Declarant").

WITNESSETH

WHEREAS, Declarant is the owner of the real property described on Exhibit A ("Property") and desires to restrict the Property as provided herein.

NOW THEREFORE, Declarant hereby declares that all of the Property shall be held, sold, used, and conveyed subject to the following restrictions, covenants, and conditions, which shall run with the title to the Property. This Declaration shall be binding upon all parties having any right, title, or interest in any portion of the Property, their heirs, successors, successors-in-title, and assigns, and shall inure to the benefit of the owner of the Property.

BY THE RECORDING OF A DEED OR THE ACCEPTANCE OF TITLE TO THE PROPERTY OR ANY INTEREST THEREIN, THE PERSON TO WHOM SUCH PARCEL OR INTEREST THEREIN IS CONVEYED AND SUCH PERSON'S HEIRS, LEGAL REPRESENTATIVES, SUCCESSORS, LESSEES, GRANTEES, ASSIGNS AND BENEFICIARIES SHALL BE DEEMED TO HAVE AGREED TO BE BOUND BY THIS DECLARATION.

1. The Property has groundwater within or beneath it that has been determined by the Arkansas Department of Environmental Quality (the "Department") to be contaminated with trichloroethylene ("TCE"), making it unsafe for consumptive uses.

2. Contaminated groundwater under the Property shall not be extracted, disturbed, or utilized in any way, except for:
   (a) extracting, treating and monitoring groundwater in accordance with a monitoring plan approved by the Department;
   (b) dewatering or excavating beneath the water table, if incidental to normal construction activities, with prior written approval of the Department; or,
   (c) incidental passive collection of groundwater that may enter any structures or trenches constructed below the ground surface, provided that said groundwater is managed in accordance with applicable law.

3. With the exception of personal injury claims, all claims for damages related to TCE contamination of the property by Whirlpool Corporation have been released.

4. The covenants, conditions and restrictions set forth herein shall run with the title to the Property and shall be binding upon Declarant and his/her successors and assign shall

3/25

include the following notice on all deeds, mortgages, plats, or any legal instruments used to convey any interest in the Property (failure to comply with this paragraph does not impair the validity or enforceability of this Declaration):

> NOTICE: This Property is subject to Declaration of Covenants, Conditions and Restrictions recorded at the Register of Deeds of Sebastian County in Book ____, Page ____.

5. This Declaration shall bind and restrict the Property for a period of years extending until the clean up goals established by the Department or a successor governmental agency are met and the Department determines that the restrictions set forth herein are no longer required, at which time this Declaration shall be null and void and the restrictions contained herein shall have no force or effect.

IN WITNESS WHEREOF, the undersigned Declarant has executed this Declaration, this 16th day of March, 2015.

David Potts, on behalf of
Potts Family Enterprises

[signature]

STATE OF ARKANSAS)
) ACKNOWLEDGMENT
COUNTY OF Sebastian)

Leacretia Swearingen (Notary Public for the State of Arkansas), do hereby certify that _____ personally appeared before me this day and acknowledged the due execution of the foregoing instrument.

Witness my hand and official seal, this the 16th day of March, 2015.

Leacretia Swearingen
Notary Public of Arkansas
My Commission Expires: Aug 14, 2017

[Notary Seal]

LEACRETIA SWEARINGEN
COMM. NO. 12361990
NOTARY PUBLIC
COMM. EXP. 8-14-17
SEBASTIAN COUNTY, AR

EXHIBIT A

Legal Description

The South 93.60 feet of Lots 15, 16 and 17, Block "E", of Brazil and Jacob's Homesite Acres, an Addition to the City of Fort Smith, Arkansas.

Exhibit AA

1322, 1324, 1326, 1328 Jacobs Avenue

FORT SMITH DISTRICT
SEBASTIAN CO, AR - SHARON BROOKS
06/02/2015 02:36:36PM
2015F-07533 Pages: 3

STATE OF ARKANSAS)
)
) **DECLARATION OF COVENANTS,**
) **CONDITIONS AND RESTRICTIONS**
COUNTY OF SEBASTIAN)

THIS DECLARATION OF COVENANTS, CONDITIONS AND RESTRICTIONS (this "Declaration") is made as of the date set forth on the signature page hereof by Kralicek & Flusche LLC (the "Declarant").

WITNESSETH

WHEREAS, Declarant is the owner of the real property described on Exhibit A ("Property") and desires to restrict the Property as provided herein.

NOW THEREFORE, Declarant hereby declares that all of the Property shall be held, sold, used, and conveyed subject to the following restrictions, covenants, and conditions, which shall run with the title to the Property. This Declaration shall be binding upon all parties having any right, title, or interest in any portion of the Property, their heirs, successors, successors-in-title, and assigns, and shall inure to the benefit of the owner of the Property.

BY THE RECORDING OF A DEED OR THE ACCEPTANCE OF TITLE TO THE PROPERTY OR ANY INTEREST THEREIN, THE PERSON TO WHOM SUCH PARCEL OR INTEREST THEREIN IS CONVEYED AND SUCH PERSON'S HEIRS, LEGAL REPRESENTATIVES, SUCCESSORS, LESSEES, GRANTEES, ASSIGNS AND BENEFICIARIES SHALL BE DEEMED TO HAVE AGREED TO BE BOUND BY THIS DECLARATION.

1. The Property has groundwater within or beneath it that has been determined by the Arkansas Department of Environmental Quality (the "Department") to be contaminated with trichloroethylene ("TCE"), making it unsafe for consumptive uses.

2. Contaminated groundwater under the Property shall not be extracted, disturbed, or utilized in any way, except for:
   (a) extracting, treating and monitoring groundwater in accordance with a monitoring plan approved by the Department;
   (b) dewatering or excavating beneath the water table, if incidental to normal construction activities, with prior written approval of the Department; or,
   (c) incidental passive collection of groundwater that may enter any structures or trenches constructed below the ground surface, provided that said groundwater is managed in accordance with applicable law.

3. With the exception of personal injury claims, all claims for damages related to TCE contamination of the property by Whirlpool Corporation have been released.

4. The covenants, conditions and restrictions set forth herein shall run with the title to the Property and shall be binding upon Declarant and his/her successors and assign shall

3/25

include the following notice on all deeds, mortgages, plats, or any legal instruments used to convey any interest in the Property (failure to comply with this paragraph does not impair the validity or enforceability of this Declaration):

> NOTICE: This Property is subject to Declaration of Covenants, Conditions and Restrictions recorded at the Register of Deeds of Sebastian County in Book ____, Page ____.

5. This Declaration shall bind and restrict the Property for a period of years extending until the clean up goals established by the Department or a successor governmental agency are met and the Department determines that the restrictions set forth herein are no longer required, at which time this Declaration shall be null and void and the restrictions contained herein shall have no force or effect.

IN WITNESS WHEREOF, the undersigned Declarant has executed this Declaration, this 16TH day of MARCH, 2015.

Jerome Flusche, on behalf of
Kralicek and Flusche LLC

Jerome Flusche

STATE OF ARKANSAS)
) ACKNOWLEDGMENT
COUNTY OF SEBASTIAN)

I, KIMBERLY KELLY (Notary Public for the State of Arkansas), do hereby certify that JEROME FLUSCHE personally appeared before me this day and acknowledged the due execution of the foregoing instrument.

Witness my hand and official seal, this the 16TH day of MARCH, 2015.

Kimberly K Kelly
Notary Public of Arkansas
My Commission Expires: 03/11/2020

[Notary Seal] KIMBERLY K. KELLY Commission No. 12375788 NOTARY PUBLIC My Commission Expires March 11, 2020 CRAWFORD CO., ARKANSAS

EXHIBIT A

Legal Description

Lot 9, and that part of Ferguson Street as closed by City Ordinance, Block G, of Brazil and Jacob's Homesite Acres, as shown by plat filed May 31, 1947, being a part of the North half of Section 4, Township 7, Range 32 W, now an addition to the City of Fort Smith, Sebastian County, Arkansas.

Exhibit BB

1401 Jacobs Avenue

FORT SMITH DISTRICT
SEBASTIAN CO, AR - SHARON BROOKS
06/02/2015 02:36:37PM
2015F-07534 Pages: 4

STATE OF ARKANSAS)
)
) **DECLARATION OF COVENANTS,**
) **CONDITIONS AND RESTRICTIONS**
COUNTY OF SEBASTIAN)

THIS DECLARATION OF COVENANTS, CONDITIONS AND RESTRICTIONS (this "Declaration") is made as of the date set forth on the signature page hereof by Rockie and Barbara Hamm (the "Declarant").

W I T N E S S E T H

WHEREAS, Declarant is the owner of the real property described on Exhibit A ("Property") and desires to restrict the Property as provided herein.

NOW THEREFORE, Declarant hereby declares that all of the Property shall be held, sold, used, and conveyed subject to the following restrictions, covenants, and conditions, which shall run with the title to the Property. This Declaration shall be binding upon all parties having any right, title, or interest in any portion of the Property, their heirs, successors, successors-in-title, and assigns, and shall inure to the benefit of the owner of the Property.

BY THE RECORDING OF A DEED OR THE ACCEPTANCE OF TITLE TO THE PROPERTY OR ANY INTEREST THEREIN, THE PERSON TO WHOM SUCH PARCEL OR INTEREST THEREIN IS CONVEYED AND SUCH PERSON'S HEIRS, LEGAL REPRESENTATIVES, SUCCESSORS, LESSEES, GRANTEES, ASSIGNS AND BENEFICIARIES SHALL BE DEEMED TO HAVE AGREED TO BE BOUND BY THIS DECLARATION.

1. The Property has groundwater within or beneath it that has been determined by the Arkansas Department of Environmental Quality (the "Department") to be contaminated with trichloroethylene ("TCE"), making it unsafe for consumptive uses.

2. Contaminated groundwater under the Property shall not be extracted, disturbed, or utilized in any way, except for:
   (a) extracting, treating and monitoring groundwater in accordance with a monitoring plan approved by the Department;
   (b) dewatering or excavating beneath the water table, if incidental to normal construction activities, with prior written approval of the Department; or,
   (c) incidental passive collection of groundwater that may enter any structures or trenches constructed below the ground surface, provided that said groundwater is managed in accordance with applicable law.

3. With the exception of personal injury claims, all claims for damages related to TCE contamination of the property by Whirlpool Corporation have been released.

4. The covenants, conditions and restrictions set forth herein shall run with the title to the Property and shall be binding upon Declarant and his/her successors and assign shall

4/30

include the following notice on all deeds, mortgages, plats, or any legal instruments used to convey any interest in the Property (failure to comply with this paragraph does not impair the validity or enforceability of this Declaration):

> NOTICE: This Property is subject to Declaration of Covenants, Conditions and Restrictions recorded at the Register of Deeds of Sebastian County in Book ____, Page ____.

5. This Declaration shall bind and restrict the Property for a period of years extending until the clean up goals established by the Department or a successor governmental agency are met and the Department determines that the restrictions set forth herein are no longer required, at which time this Declaration shall be null and void and the restrictions contained herein shall have no force or effect.

IN WITNESS WHEREOF, the undersigned Declarant has executed this Declaration, this 26th day of March, 2015.

Rockie Hamm

Rockie Hamm

Barbara Hamm

Barbara Hamm

STATE OF ARKANSAS)
)
COUNTY OF Washington)

ACKNOWLEDGMENT

I, Rick Woods (Notary Public for the State of Arkansas), do hereby certify that Rockie Hamm personally appeared before me this day and acknowledged the due execution of the foregoing instrument.

Witness my hand and official seal, this the 26th day of March, 2015.

Notary Public of _____
My Commission Expires:_____

[Notary Seal]

RICK WOODS
MY COMMISSION # 12346637
EXPIRES: February 23, 2016
Washington County

STATE OF ARKANSAS)
)
COUNTY OF Washington)

ACKNOWLEDGMENT

I, Rick Woods (Notary Public for the State of Arkansas), do hereby certify that Barbara Hamm personally appeared before me this day and acknowledged the due execution of the foregoing instrument.

Witness my hand and official seal, this the 26th day of March, 2015.

Notary Public of _____
My Commission Expires: _____

[Notary Seal]

RICK WOODS
MY COMMISSION # 12346637
EXPIRES: February 23, 2016
Washington County

EXHIBIT A

Legal Description

Beginning at the Southwest Corner of Lot 28, Block "E", Brazil and Jacob Homesite Acres, Sebastian County, Arkansas; thence North 139.1 feet; thence East 75 feet; thence South 139.1 feet; thence West 75 feet to the place of beginning. (Being a part of Lot 28, Block "E", Brazil & Jacob's Homesite Acres Addition to the City of Fort Smith, Sebastian County, Arkansas.)

Exhibit CC

1405 Jacobs Avenue

FORT SMITH DISTRICT
SEBASTIAN CO, AR - SHARON BROOKS
06/02/2015 02:36:38PM
2015F-07535 Pages: 5

STATE OF ARKANSAS)
)
COUNTY OF SEBASTIAN)

DECLARATION OF COVENANTS, CONDITIONS AND RESTRICTIONS

THIS DECLARATION OF COVENANTS, CONDITIONS AND RESTRICTIONS (this "Declaration") is made as of the date set forth on the signature page hereof by Rockie and Barbara Hamm (the "Declarant").

W I T N E S S E T H

WHEREAS, Declarant is the owner of the real property described on Exhibit A ("Property") and desires to restrict the Property as provided herein.

NOW THEREFORE, Declarant hereby declares that all of the Property shall be held, sold, used, and conveyed subject to the following restrictions, covenants, and conditions, which shall run with the title to the Property. This Declaration shall be binding upon all parties having any right, title, or interest in any portion of the Property, their heirs, successors, successors-in-title, and assigns, and shall inure to the benefit of the owner of the Property.

BY THE RECORDING OF A DEED OR THE ACCEPTANCE OF TITLE TO THE PROPERTY OR ANY INTEREST THEREIN, THE PERSON TO WHOM SUCH PARCEL OR INTEREST THEREIN IS CONVEYED AND SUCH PERSON'S HEIRS, LEGAL REPRESENTATIVES, SUCCESSORS, LESSEES, GRANTEES, ASSIGNS AND BENEFICIARIES SHALL BE DEEMED TO HAVE AGREED TO BE BOUND BY THIS DECLARATION.

1. The Property has groundwater within or beneath it that has been determined by the Arkansas Department of Environmental Quality (the "Department") to be contaminated with trichloroethylene ("TCE"), making it unsafe for consumptive uses.

2. Contaminated groundwater under the Property shall not be extracted, disturbed, or utilized in any way, except for:
   (a) extracting, treating and monitoring groundwater in accordance with a monitoring plan approved by the Department;
   (b) dewatering or excavating beneath the water table, if incidental to normal construction activities, with prior written approval of the Department; or,
   (c) incidental passive collection of groundwater that may enter any structures or trenches constructed below the ground surface, provided that said groundwater is managed in accordance with applicable law.

3. With the exception of personal injury claims, all claims for damages related to TCE contamination of the property by Whirlpool Corporation have been released.

4. The covenants, conditions and restrictions set forth herein shall run with the title to the Property and shall be binding upon Declarant and his/her successors and assign shall

include the following notice on all deeds, mortgages, plats, or any legal instruments used to convey any interest in the Property (failure to comply with this paragraph does not impair the validity or enforceability of this Declaration):

> NOTICE: This Property is subject to Declaration of Covenants, Conditions and Restrictions recorded at the Register of Deeds of Sebastian County in Book ____, Page ____.

5. This Declaration shall bind and restrict the Property for a period of years extending until the clean up goals established by the Department or a successor governmental agency are met and the Department determines that the restrictions set forth herein are no longer required, at which time this Declaration shall be null and void and the restrictions contained herein shall have no force or effect.

IN WITNESS WHEREOF, the undersigned Declarant has executed this Declaration, this 26 day of March, 2015.

Perry Johnson

Barbara Hamm

Melva Johnson

Rockie Hamm

STATE OF ARKANSAS)
)
COUNTY OF Washington)

ACKNOWLEDGMENT

I, Rick Woods (Notary Public for the State of Arkansas), do hereby certify that Perry Johnson personally appeared before me this day and acknowledged the due execution of the foregoing instrument.

Witness my hand and official seal, this the 26 day of March, 2015.

Notary Public of _____
My Commission Expires: _____

[Notary Seal]

RICK WOODS
MY COMMISSION # 12346837
EXPIRES: February 23, 2016
Washington County

STATE OF ARKANSAS)
)
COUNTY OF Washington)

ACKNOWLEDGMENT

I, Rick Woods (Notary Public for the State of Arkansas), do hereby certify that Melva Johnson personally appeared before me this day and acknowledged the due execution of the foregoing instrument.

Witness my hand and official seal, this the 26th day of March, 2015.

Notary Public of _____
My Commission Expires:_____

[Notary Seal]

RICK WOODS
MY COMMISSION # 12346637
EXPIRES: February 23, 2016
Washington County

STATE OF ARKANSAS)
)
COUNTY OF Washington)

ACKNOWLEDGMENT

I, Rick Woods (Notary Public for the State of Arkansas), do hereby certify that Rockie Hamm personally appeared before me this day and acknowledged the due execution of the foregoing instrument.

Witness my hand and official seal, this the 26th day of March, 2015.

Notary Public of _____
My Commission Expires:_____

[Notary Seal]

RICK WOODS
MY COMMISSION # 12346637
EXPIRES: February 23, 2016
Washington County

STATE OF ARKANSAS)
) ACKNOWLEDGMENT
COUNTY OF Washington)

I, Rick Woods (Notary Public for the State of Arkansas), do hereby certify that Barbara Hamm personally appeared before me this day and acknowledged the due execution of the foregoing instrument.

Witness my hand and official seal, this the 26th day of March, 2015.

Notary Public of _____
My Commission Expires:_____

[Notary Seal]

RICK WOODS
MY COMMISSION # 12346637
EXPIRES: February 23, 2016
Washington County

EXHIBIT A

Legal Description

The East 25.00 feet of the South half of Lot 28 and the West 50.00 feet of the South half of Lot 27, Block E, Brazil and Jacobs Homesite Acres, now an addition to the City of Fort Smith, Arkansas.

Exhibit DD

1409 Jacobs Avenue

FORT SMITH DISTRICT
SEBASTIAN CO, AR - SHARON BROOKS
06/02/2015 02:36:39PM
2015F-07536 Pages: 3

STATE OF ARKANSAS)
)
) **DECLARATION OF COVENANTS,**
) **CONDITIONS AND RESTRICTIONS**
COUNTY OF SEBASTIAN)

THIS DECLARATION OF COVENANTS, CONDITIONS AND RESTRICTIONS (this "Declaration") is made as of the date set forth on the signature page hereof by Neal Morrison and Suzanne Morrison Holloway (the "Declarant").

WITNESSETH

WHEREAS, Declarant is the owner of the real property described on Exhibit A ("Property") and desires to restrict the Property as provided herein.

NOW THEREFORE, Declarant hereby declares that all of the Property shall be held, sold, used, and conveyed subject to the following restrictions, covenants, and conditions, which shall run with the title to the Property. This Declaration shall be binding upon all parties having any right, title, or interest in any portion of the Property, their heirs, successors, successors-in-title, and assigns, and shall inure to the benefit of the owner of the Property.

BY THE RECORDING OF A DEED OR THE ACCEPTANCE OF TITLE TO THE PROPERTY OR ANY INTEREST THEREIN, THE PERSON TO WHOM SUCH PARCEL OR INTEREST THEREIN IS CONVEYED AND SUCH PERSON'S HEIRS, LEGAL REPRESENTATIVES, SUCCESSORS, LESSEES, GRANTEES, ASSIGNS AND BENEFICIARIES SHALL BE DEEMED TO HAVE AGREED TO BE BOUND BY THIS DECLARATION.

1. The Property has groundwater within or beneath it that has been determined by the Arkansas Department of Environmental Quality (the "Department") to be contaminated with trichloroethylene ("TCE"), making it unsafe for consumptive uses.

2. Contaminated groundwater under the Property shall not be extracted, disturbed, or utilized in any way, except for:
   (a) extracting, treating and monitoring groundwater in accordance with a monitoring plan approved by the Department;
   (b) dewatering or excavating beneath the water table, if incidental to normal construction activities, with prior written approval of the Department; or,
   (c) incidental passive collection of groundwater that may enter any structures or trenches constructed below the ground surface, provided that said groundwater is managed in accordance with applicable law.

3. With the exception of personal injury claims, all claims for damages related to TCE contamination of the property by Whirlpool Corporation have been released.

4. The covenants, conditions and restrictions set forth herein shall run with the title to the Property and shall be binding upon Declarant and his/her successors and assign shall

3/25

include the following notice on all deeds, mortgages, plats, or any legal instruments used to convey any interest in the Property (failure to comply with this paragraph does not impair the validity or enforceability of this Declaration):

> NOTICE: This Property is subject to Declaration of Covenants, Conditions and Restrictions recorded at the Register of Deeds of Sebastian County in Book ____, Page ____.

5. This Declaration shall bind and restrict the Property for a period of years extending until the clean up goals established by the Department or a successor governmental agency are met and the Department determines that the restrictions set forth herein are no longer required, at which time this Declaration shall be null and void and the restrictions contained herein shall have no force or effect.

IN WITNESS WHEREOF, the undersigned Declarant has executed this Declaration, this 16th day of March, 2015.

Neil Morrison

Neal S Morrison

Suzanne Morrison Holloway

Suzanne Holloway

STATE OF ARKANSAS)
) ACKNOWLEDGMENT
COUNTY OF Sebastian)

I, Jean Walker (Notary Public for the State of Arkansas), do hereby certify that Neal Morrison & Suzanne Holloway personally appeared before me this day and acknowledged the due execution of the foregoing instrument.

Witness my hand and official seal, this the 16th day of March, 2015.

JEAN WALKER NOTARY PUBLIC REG # 12397094 MY COMMISSION EXPIRES 12/17/2023 CRAWFORD COUNTY, ARKANSAS

Jean Walker

Notary Public of Arkansas
My Commission Expires: 12/17/2023

[Notary Seal]

EXHIBIT A

Legal Description

Part of Lots 26 and 27, Block "E", Brazil and Jacobs Addition to the City of Fort Smith, Sebastian County, Arkansas, more particularly described as follows: Beginning at the Northeast corner of said Lot 26, thence 75 feet West to the point of beginning; thence West 75 feet; thence South 139.1 feet; thence East 75 feet; thence North 139.1 feet to the point of beginning.

Exhibit EE

1500 Jacobs Avenue

FORT SMITH DISTRICT
SEBASTIAN CO, AR - SHARON BROOKS
06/02/2015 02:36:40PM
2015F-07537 Pages: 3

STATE OF ARKANSAS)
)
) **DECLARATION OF COVENANTS,**
) **CONDITIONS AND RESTRICTIONS**
COUNTY OF SEBASTIAN)

THIS DECLARATION OF COVENANTS, CONDITIONS AND RESTRICTIONS (this "Declaration") is made as of the date set forth on the signature page hereof by Barbara Wilkinson (the "Declarant").

WITNESSETH

WHEREAS, Declarant is the owner of the real property described on Exhibit A ("Property") and desires to restrict the Property as provided herein.

NOW THEREFORE, Declarant hereby declares that all of the Property shall be held, sold, used, and conveyed subject to the following restrictions, covenants, and conditions, which shall run with the title to the Property. This Declaration shall be binding upon all parties having any right, title, or interest in any portion of the Property, their heirs, successors, successors-in-title, and assigns, and shall inure to the benefit of the owner of the Property.

BY THE RECORDING OF A DEED OR THE ACCEPTANCE OF TITLE TO THE PROPERTY OR ANY INTEREST THEREIN, THE PERSON TO WHOM SUCH PARCEL OR INTEREST THEREIN IS CONVEYED AND SUCH PERSON'S HEIRS, LEGAL REPRESENTATIVES, SUCCESSORS, LESSEES, GRANTEES, ASSIGNS AND BENEFICIARIES SHALL BE DEEMED TO HAVE AGREED TO BE BOUND BY THIS DECLARATION.

1. The Property has groundwater within or beneath it that has been determined by the Arkansas Department of Environmental Quality (the "Department") to be contaminated with trichloroethylene ("TCE"), making it unsafe for consumptive uses.

2. Contaminated groundwater under the Property shall not be extracted, disturbed, or utilized in any way, except for:
   (a) extracting, treating and monitoring groundwater in accordance with a monitoring plan approved by the Department;
   (b) dewatering or excavating beneath the water table, if incidental to normal construction activities, with prior written approval of the Department; or,
   (c) incidental passive collection of groundwater that may enter any structures or trenches constructed below the ground surface, provided that said groundwater is managed in accordance with applicable law.

3. With the exception of personal injury claims, all claims for damages related to TCE contamination of the property by Whirlpool Corporation have been released.

4. The covenants, conditions and restrictions set forth herein shall run with the title to the Property and shall be binding upon Declarant and his/her successors and assign shall

3/25

include the following notice on all deeds, mortgages, plats, or any legal instruments used to convey any interest in the Property (failure to comply with this paragraph does not impair the validity or enforceability of this Declaration):

> NOTICE: This Property is subject to Declaration of Covenants, Conditions and Restrictions recorded at the Register of Deeds of Sebastian County in Book ____, Page ____.

5. This Declaration shall bind and restrict the Property for a period of years extending until the clean up goals established by the Department or a successor governmental agency are met and the Department determines that the restrictions set forth herein are no longer required, at which time this Declaration shall be null and void and the restrictions contained herein shall have no force or effect.

IN WITNESS WHEREOF, the undersigned Declarant has executed this Declaration, this 16th day of March, 2015.

Barbara Wilkinson

Barbara G Wilkinson

STATE OF ARKANSAS)
) ACKNOWLEDGMENT
COUNTY OF Pulaski)

I, Sarah K. Turner (Notary Public for the State of Arkansas), do hereby certify that Barbara G. Wilkinson personally appeared before me this day and acknowledged the due execution of the foregoing instrument.

Witness my hand and official seal, this the 16th day of March, 2015.

Sarah K. Turner
Notary Public of Arkansas
My Commission Expires: 12/15/2019

[Notary Seal]

SARAH K. TURNER NOTARY PUBLIC #12374217 EXPIRES 12-15-2019 PULASKI COUNTY AR

EXHIBIT A
Legal Description

Lot 3, Block H, of Brazil and Jacob's Homesite Acres, as shown by plat filed May 31, 1947, being a part of the North half of Section 4, Township 7, Range 32 W, now an addition to the City of Fort Smith, Sebastian County, Arkansas.

Exhibit FF

1504 Jacobs Avenue

FORT SMITH DISTRICT
SEBASTIAN CO, AR - SHARON BROOKS
06/02/2015 02:36:41PM
2015F-07538 Pages: 3

STATE OF ARKANSAS)
) **DECLARATION OF COVENANTS,**
) **CONDITIONS AND RESTRICTIONS**
COUNTY OF SEBASTIAN)

THIS DECLARATION OF COVENANTS, CONDITIONS AND RESTRICTIONS (this "Declaration") is made as of the date set forth on the signature page hereof by Mance & Ethel Fowler (the "Declarant").

WITNESSETH

WHEREAS, Declarant is the owner of the real property described on Exhibit A ("Property") and desires to restrict the Property as provided herein.

NOW THEREFORE, Declarant hereby declares that all of the Property shall be held, sold, used, and conveyed subject to the following restrictions, covenants, and conditions, which shall run with the title to the Property. This Declaration shall be binding upon all parties having any right, title, or interest in any portion of the Property, their heirs, successors, successors-in-title, and assigns, and shall inure to the benefit of the owner of the Property.

BY THE RECORDING OF A DEED OR THE ACCEPTANCE OF TITLE TO THE PROPERTY OR ANY INTEREST THEREIN, THE PERSON TO WHOM SUCH PARCEL OR INTEREST THEREIN IS CONVEYED AND SUCH PERSON'S HEIRS, LEGAL REPRESENTATIVES, SUCCESSORS, LESSEES, GRANTEES, ASSIGNS AND BENEFICIARIES SHALL BE DEEMED TO HAVE AGREED TO BE BOUND BY THIS DECLARATION.

1. The Property has groundwater within or beneath it that has been determined by the Arkansas Department of Environmental Quality (the "Department") to be contaminated with trichloroethylene ("TCE"), making it unsafe for consumptive uses.

2. Contaminated groundwater under the Property shall not be extracted, disturbed, or utilized in any way, except for:
   (a) extracting, treating and monitoring groundwater in accordance with a monitoring plan approved by the Department;
   (b) dewatering or excavating beneath the water table, if incidental to normal construction activities, with prior written approval of the Department; or,
   (c) incidental passive collection of groundwater that may enter any structures or trenches constructed below the ground surface, provided that said groundwater is managed in accordance with applicable law.

3. With the exception of personal injury claims, all claims for damages related to TCE contamination of the property by Whirlpool Corporation have been released.

4. The covenants, conditions and restrictions set forth herein shall run with the title to the Property and shall be binding upon Declarant and his/her successors and assign shall

3/25

include the following notice on all deeds, mortgages, plats, or any legal instruments used to convey any interest in the Property (failure to comply with this paragraph does not impair the validity or enforceability of this Declaration):

> NOTICE: This Property is subject to Declaration of Covenants, Conditions and Restrictions recorded at the Register of Deeds of Sebastian County in Book ____, Page ____.

5. This Declaration shall bind and restrict the Property for a period of years extending until the clean up goals established by the Department or a successor governmental agency are met and the Department determines that the restrictions set forth herein are no longer required, at which time this Declaration shall be null and void and the restrictions contained herein shall have no force or effect.

IN WITNESS WHEREOF, the undersigned Declarant has executed this Declaration, this 16th day of March, 2015.

Mance Fowler

Mance W. Fowler

Ethel ~~Wayne~~ Fowler

Ethel Fowler

STATE OF ARKANSAS)
) ACKNOWLEDGMENT
COUNTY OF Pulaski)

I, Sarah K. Turner (Notary Public for the State of Arkansas), do hereby certify that Mance and Ethel Fowler personally appeared before me this day and acknowledged the due execution of the foregoing instrument.

Witness my hand and official seal, this the 16th day of March, 2015.

Sarah K. Turner
Notary Public of Arkansas
My Commission Expires: 12/15/2019

[Notary Seal]

SARAH K. TURNER NOTARY PUBLIC #12374217 EXPIRES 12-15-2019 PULASKI COUNTY, AR.

EXHIBIT A
Legal Description

Lot 4, Block H, of Brazil and Jacob's Homesite Acres, as shown by plat filed May 31, 1947, being a part of the North half of Section 4, Township 7, Range 32 W, now an addition to the City of Fort Smith, Sebastian County, Arkansas.

Exhibit GG

1600 Jacobs Avenue

FORT SMITH DISTRICT
SEBASTIAN CO, AR - SHARON BROOKS
06/02/2015 03:08:11PM
2015F-07547 Pages: 3

STATE OF ARKANSAS)
)
COUNTY OF SEBASTIAN)

DECLARATION OF COVENANTS, CONDITIONS AND RESTRICTIONS

THIS DECLARATION OF COVENANTS, CONDITIONS AND RESTRICTIONS (this "Declaration") is made as of the date set forth on the signature page hereof by Reith Properties LLC (the "Declarant").

WITNESSETH

WHEREAS, Declarant is the owner of the real property described on Exhibit A ("Property") and desires to restrict the Property as provided herein.

NOW THEREFORE, Declarant hereby declares that all of the Property shall be held, sold, used, and conveyed subject to the following restrictions, covenants, and conditions, which shall run with the title to the Property. This Declaration shall be binding upon all parties having any right, title, or interest in any portion of the Property, their heirs, successors, successors-in-title, and assigns, and shall inure to the benefit of the owner of the Property.

BY THE RECORDING OF A DEED OR THE ACCEPTANCE OF TITLE TO THE PROPERTY OR ANY INTEREST THEREIN, THE PERSON TO WHOM SUCH PARCEL OR INTEREST THEREIN IS CONVEYED AND SUCH PERSON'S HEIRS, LEGAL REPRESENTATIVES, SUCCESSORS, LESSEES, GRANTEES, ASSIGNS AND BENEFICIARIES SHALL BE DEEMED TO HAVE AGREED TO BE BOUND BY THIS DECLARATION.

1. The Property has groundwater within or beneath it that has been determined by the Arkansas Department of Environmental Quality (the "Department") to be contaminated with trichloroethylene ("TCE"), making it unsafe for consumptive uses.

2. Contaminated groundwater under the Property shall not be extracted, disturbed, or utilized in any way, except for:
   (a) extracting, treating and monitoring groundwater in accordance with a monitoring plan approved by the Department;
   (b) dewatering or excavating beneath the water table, if incidental to normal construction activities, with prior written approval of the Department; or,
   (c) incidental passive collection of groundwater that may enter any structures or trenches constructed below the ground surface, provided that said groundwater is managed in accordance with applicable law.

3. With the exception of personal injury claims, all claims for damages related to TCE contamination of the property by Whirlpool Corporation have been released.

4. The covenants, conditions and restrictions set forth herein shall run with the title to the Property and shall be binding upon Declarant and his/her successors and assign shall

3/25

include the following notice on all deeds, mortgages, plats, or any legal instruments used to convey any interest in the Property (failure to comply with this paragraph does not impair the validity or enforceability of this Declaration):

> NOTICE: This Property is subject to Declaration of Covenants, Conditions and Restrictions recorded at the Register of Deeds of Sebastian County in Book ____, Page ____.

5. This Declaration shall bind and restrict the Property for a period of years extending until the clean up goals established by the Department or a successor governmental agency are met and the Department determines that the restrictions set forth herein are no longer required, at which time this Declaration shall be null and void and the restrictions contained herein shall have no force or effect.

IN WITNESS WHEREOF, the undersigned Declarant has executed this Declaration, this 17th day of March, 2015.

Jerry Reith
Jerry Reith

Sam Reith, on behalf of
Reith Properties LLC

STATE OF ARKANSAS)
) ACKNOWLEDGMENT
COUNTY OF Pulaski)

I, Sarah K. Turner (Notary Public for the State of Arkansas), do hereby certify that Sam Reith personally appeared before me this day and acknowledged the due execution of the foregoing instrument.

Witness my hand and official seal, this the 17th day of March, 2015.

Sarah K. Turner
Notary Public of Arkansas
My Commission Expires: 12/15/2019

[Notary Seal]

SARAH K. TURNER NOTARY PUBLIC #12374217 EXPIRES 12-15-2019 PULASKI COUNTY AR

EXHIBIT A
Legal Description

Lot 5B, Block H, of Brazil and Jacob's Homesite Acres, as shown by plat filed May 31, 1947, being a part of the North half of Section 4, Township 7, Range 32 W, now an addition to the City of Fort Smith, Sebastian County, Arkansas.

FORT SMITH DISTRICT
SEBASTIAN CO, AR - SHARON BROOKS
06/02/2015 03:08:13PM
2015F-07549 Pages: 3

STATE OF ARKANSAS)
)
) **DECLARATION OF COVENANTS,**
) **CONDITIONS AND RESTRICTIONS**
COUNTY OF SEBASTIAN)

THIS DECLARATION OF COVENANTS, CONDITIONS AND RESTRICTIONS (this "Declaration") is made as of the date set forth on the signature page hereof by Reith Properties LLC (the "Declarant").

WITNESSETH

WHEREAS, Declarant is the owner of the real property described on Exhibit A ("Property") and desires to restrict the Property as provided herein.

NOW THEREFORE, Declarant hereby declares that all of the Property shall be held, sold, used, and conveyed subject to the following restrictions, covenants, and conditions, which shall run with the title to the Property. This Declaration shall be binding upon all parties having any right, title, or interest in any portion of the Property, their heirs, successors, successors-in-title, and assigns, and shall inure to the benefit of the owner of the Property.

BY THE RECORDING OF A DEED OR THE ACCEPTANCE OF TITLE TO THE PROPERTY OR ANY INTEREST THEREIN, THE PERSON TO WHOM SUCH PARCEL OR INTEREST THEREIN IS CONVEYED AND SUCH PERSON'S HEIRS, LEGAL REPRESENTATIVES, SUCCESSORS, LESSEES, GRANTEES, ASSIGNS AND BENEFICIARIES SHALL BE DEEMED TO HAVE AGREED TO BE BOUND BY THIS DECLARATION.

1. The Property has groundwater within or beneath it that has been determined by the Arkansas Department of Environmental Quality (the "Department") to be contaminated with trichloroethylene ("TCE"), making it unsafe for consumptive uses.

2. Contaminated groundwater under the Property shall not be extracted, disturbed, or utilized in any way, except for:
   (a) extracting, treating and monitoring groundwater in accordance with a monitoring plan approved by the Department;
   (b) dewatering or excavating beneath the water table, if incidental to normal construction activities, with prior written approval of the Department; or,
   (c) incidental passive collection of groundwater that may enter any structures or trenches constructed below the ground surface, provided that said groundwater is managed in accordance with applicable law.

3. With the exception of personal injury claims, all claims for damages related to TCE contamination of the property by Whirlpool Corporation have been released.

4. The covenants, conditions and restrictions set forth herein shall run with the title to the Property and shall be binding upon Declarant and his/her successors and assign shall

3/25

include the following notice on all deeds, mortgages, plats, or any legal instruments used to convey any interest in the Property (failure to comply with this paragraph does not impair the validity or enforceability of this Declaration):

> NOTICE: This Property is subject to Declaration of Covenants, Conditions and Restrictions recorded at the Register of Deeds of Sebastian County in Book ____, Page ____.

5. This Declaration shall bind and restrict the Property for a period of years extending until the clean up goals established by the Department or a successor governmental agency are met and the Department determines that the restrictions set forth herein are no longer required, at which time this Declaration shall be null and void and the restrictions contained herein shall have no force or effect.

IN WITNESS WHEREOF, the undersigned Declarant has executed this Declaration, this 17th day of March, 2015.

Sam Reith, on behalf of
Reith Properties LLC

Jerry Reith

STATE OF ARKANSAS)
) ACKNOWLEDGMENT
COUNTY OF Pulaski)

I, Sarah K Turner (Notary Public for the State of Arkansas), do hereby certify that Sam Reith personally appeared before me this day and acknowledged the due execution of the foregoing instrument.

Witness my hand and official seal, this the 17th day of March, 2015.

Sarah K. Turner
Notary Public of Arkansas
My Commission Expires: 12/15/2019

[Notary Seal]

SARAH K. TURNER
NOTARY
PUBLIC
#12374217
EXPIRES
12-15-2019
PULASKI COUNTY, AR

EXHIBIT A
Legal Description

Lot 5C, Block H, of Brazil and Jacob's Homesite Acres, as shown by plat filed May 31, 1947, being a part of the North half of Section 4, Township 7, Range 32 W, now an addition to the City of Fort Smith, Sebastian County, Arkansas.

FORT SMITH DISTRICT
SEBASTIAN CO, AR - SHARON BROOKS
06/02/2015 03:08:12PM
2015F-07548 Pages: 3

STATE OF ARKANSAS)
)
) **DECLARATION OF COVENANTS,**
) **CONDITIONS AND RESTRICTIONS**
COUNTY OF SEBASTIAN)

THIS DECLARATION OF COVENANTS, CONDITIONS AND RESTRICTIONS (this "Declaration") is made as of the date set forth on the signature page hereof by Reith Properties LLC (the "Declarant").

WITNESSETH

WHEREAS, Declarant is the owner of the real property described on Exhibit A ("Property") and desires to restrict the Property as provided herein.

NOW THEREFORE, Declarant hereby declares that all of the Property shall be held, sold, used, and conveyed subject to the following restrictions, covenants, and conditions, which shall run with the title to the Property. This Declaration shall be binding upon all parties having any right, title, or interest in any portion of the Property, their heirs, successors, successors-in-title, and assigns, and shall inure to the benefit of the owner of the Property.

BY THE RECORDING OF A DEED OR THE ACCEPTANCE OF TITLE TO THE PROPERTY OR ANY INTEREST THEREIN, THE PERSON TO WHOM SUCH PARCEL OR INTEREST THEREIN IS CONVEYED AND SUCH PERSON'S HEIRS, LEGAL REPRESENTATIVES, SUCCESSORS, LESSEES, GRANTEES, ASSIGNS AND BENEFICIARIES SHALL BE DEEMED TO HAVE AGREED TO BE BOUND BY THIS DECLARATION.

1. The Property has groundwater within or beneath it that has been determined by the Arkansas Department of Environmental Quality (the "Department") to be contaminated with trichloroethylene ("TCE"), making it unsafe for consumptive uses.

2. Contaminated groundwater under the Property shall not be extracted, disturbed, or utilized in any way, except for:
   (a) extracting, treating and monitoring groundwater in accordance with a monitoring plan approved by the Department;
   (b) dewatering or excavating beneath the water table, if incidental to normal construction activities, with prior written approval of the Department; or,
   (c) incidental passive collection of groundwater that may enter any structures or trenches constructed below the ground surface, provided that said groundwater is managed in accordance with applicable law.

3. With the exception of personal injury claims, all claims for damages related to TCE contamination of the property by Whirlpool Corporation have been released.

4. The covenants, conditions and restrictions set forth herein shall run with the title to the Property and shall be binding upon Declarant and his/her successors and assign shall

3/25

include the following notice on all deeds, mortgages, plats, or any legal instruments used to convey any interest in the Property (failure to comply with this paragraph does not impair the validity or enforceability of this Declaration):

> NOTICE: This Property is subject to Declaration of Covenants, Conditions and Restrictions recorded at the Register of Deeds of Sebastian County in Book ____, Page ____.

5. This Declaration shall bind and restrict the Property for a period of years extending until the clean up goals established by the Department or a successor governmental agency are met and the Department determines that the restrictions set forth herein are no longer required, at which time this Declaration shall be null and void and the restrictions contained herein shall have no force or effect.

IN WITNESS WHEREOF, the undersigned Declarant has executed this Declaration, this 17th day of March, 2015.

Jerry Reith

Jerry Reith

Sam Reith, on behalf of
Reith Properties LLC

STATE OF ARKANSAS)
) ACKNOWLEDGMENT
COUNTY OF Pulaski)

I, Sarah K. Turner (Notary Public for the State of Arkansas), do hereby certify that Sam Reith personally appeared before me this day and acknowledged the due execution of the foregoing instrument.

Witness my hand and official seal, this the 17th day of March, 2015.

Sarah K. Turner
Notary Public of Arkansas
My Commission Expires: 12/15/2019

[Notary Seal]

SARAH K. TURNER NOTARY PUBLIC #12374217 EXPIRES 12-15-2019 PULASKI COUNTY AR

EXHIBIT A
Legal Description

Lot 5D, Block H, of Brazil and Jacob's Homesite Acres, as shown by plat filed May 31, 1947, being a part of the North half of Section 4, Township 7, Range 32 W, now an addition to the City of Fort Smith, Sebastian County, Arkansas.

Exhibit HH

1601 Jacobs Avenue

FORT SMITH DISTRICT
SEBASTIAN CO, AR - SHARON BROOKS
06/02/2015 03:08:14PM
2015F-07550 Pages: 3

STATE OF ARKANSAS)
)
) **DECLARATION OF COVENANTS,**
) **CONDITIONS AND RESTRICTIONS**
COUNTY OF SEBASTIAN)

THIS DECLARATION OF COVENANTS, CONDITIONS AND RESTRICTIONS (this "Declaration") is made as of the date set forth on the signature page hereof by Carolyn Nichols (the "Declarant").

WITNESSETH

WHEREAS, Declarant is the owner of the real property described on Exhibit A ("Property") and desires to restrict the Property as provided herein.

NOW THEREFORE, Declarant hereby declares that all of the Property shall be held, sold, used, and conveyed subject to the following restrictions, covenants, and conditions, which shall run with the title to the Property. This Declaration shall be binding upon all parties having any right, title, or interest in any portion of the Property, their heirs, successors, successors-in-title, and assigns, and shall inure to the benefit of the owner of the Property.

BY THE RECORDING OF A DEED OR THE ACCEPTANCE OF TITLE TO THE PROPERTY OR ANY INTEREST THEREIN, THE PERSON TO WHOM SUCH PARCEL OR INTEREST THEREIN IS CONVEYED AND SUCH PERSON'S HEIRS, LEGAL REPRESENTATIVES, SUCCESSORS, LESSEES, GRANTEES, ASSIGNS AND BENEFICIARIES SHALL BE DEEMED TO HAVE AGREED TO BE BOUND BY THIS DECLARATION.

1. The Property has groundwater within or beneath it that has been determined by the Arkansas Department of Environmental Quality (the "Department") to be contaminated with trichloroethylene ("TCE"), making it unsafe for consumptive uses.

2. Contaminated groundwater under the Property shall not be extracted, disturbed, or utilized in any way, except for:
   (a) extracting, treating and monitoring groundwater in accordance with a monitoring plan approved by the Department;
   (b) dewatering or excavating beneath the water table, if incidental to normal construction activities, with prior written approval of the Department; or,
   (c) incidental passive collection of groundwater that may enter any structures or trenches constructed below the ground surface, provided that said groundwater is managed in accordance with applicable law.

3. With the exception of personal injury claims, all claims for damages related to TCE contamination of the property by Whirlpool Corporation have been released.

4. The covenants, conditions and restrictions set forth herein shall run with the title to the Property and shall be binding upon Declarant and his/her successors and assign shall

3/25

include the following notice on all deeds, mortgages, plats, or any legal instruments used to convey any interest in the Property (failure to comply with this paragraph does not impair the validity or enforceability of this Declaration):

> NOTICE: This Property is subject to Declaration of Covenants, Conditions and Restrictions recorded at the Register of Deeds of Sebastian County in Book ____, Page ____.

5. This Declaration shall bind and restrict the Property for a period of years extending until the clean up goals established by the Department or a successor governmental agency are met and the Department determines that the restrictions set forth herein are no longer required, at which time this Declaration shall be null and void and the restrictions contained herein shall have no force or effect.

IN WITNESS WHEREOF, the undersigned Declarant has executed this Declaration, this 16th day of March, 2015.

Carolyn Nichols

Carolyn K. Nichols

STATE OF ARKANSAS)
) ACKNOWLEDGMENT
COUNTY OF Sebastian)

I, Sarah K. Turner (Notary Public for the State of Arkansas), do hereby certify that Carolyn Nichols personally appeared before me this day and acknowledged the due execution of the foregoing instrument.

Witness my hand and official seal, this the 16th day of March, 2015.

Sarah K. Turner
Notary Public of Arkansas
My Commission Expires: 12/15/2019

[Notary Seal]

SARAH K. TURNER NOTARY PUBLIC #12374217 EXPIRES 12-15-2019 PULASKI COUNTY, AR

EXHIBIT A
Legal Description

Lot 24, Block E, of Brazil and Jacob's Homesite Acres, as shown by plat filed May 31, 1947, being a part of the North half of Section 4, Township 7, Range 32 W, now an addition to the City of Fort Smith, Sebastian County, Arkansas.

Exhibit II

1604 Jacobs Avenue

FORT SMITH DISTRICT
SEBASTIAN CO, AR - SHARON BROOKS
06/02/2015 03:08:15PM
2015F-07551 Pages: 3

STATE OF ARKANSAS)
) **DECLARATION OF COVENANTS,**
) **CONDITIONS AND RESTRICTIONS**
COUNTY OF SEBASTIAN)

THIS DECLARATION OF COVENANTS, CONDITIONS AND RESTRICTIONS (this "Declaration") is made as of the date set forth on the signature page hereof by Rayma Watts (the "Declarant").

WITNESSETH

WHEREAS, Declarant is the owner of the real property described on Exhibit A ("Property") and desires to restrict the Property as provided herein.

NOW THEREFORE, Declarant hereby declares that all of the Property shall be held, sold, used, and conveyed subject to the following restrictions, covenants, and conditions, which shall run with the title to the Property. This Declaration shall be binding upon all parties having any right, title, or interest in any portion of the Property, their heirs, successors, successors-in-title, and assigns, and shall inure to the benefit of the owner of the Property.

BY THE RECORDING OF A DEED OR THE ACCEPTANCE OF TITLE TO THE PROPERTY OR ANY INTEREST THEREIN, THE PERSON TO WHOM SUCH PARCEL OR INTEREST THEREIN IS CONVEYED AND SUCH PERSON'S HEIRS, LEGAL REPRESENTATIVES, SUCCESSORS, LESSEES, GRANTEES, ASSIGNS AND BENEFICIARIES SHALL BE DEEMED TO HAVE AGREED TO BE BOUND BY THIS DECLARATION.

1. The Property has groundwater within or beneath it that has been determined by the Arkansas Department of Environmental Quality (the "Department") to be contaminated with trichloroethylene ("TCE"), making it unsafe for consumptive uses.

2. Contaminated groundwater under the Property shall not be extracted, disturbed, or utilized in any way, except for:
   (a) extracting, treating and monitoring groundwater in accordance with a monitoring plan approved by the Department;
   (b) dewatering or excavating beneath the water table, if incidental to normal construction activities, with prior written approval of the Department; or,
   (c) incidental passive collection of groundwater that may enter any structures or trenches constructed below the ground surface, provided that said groundwater is managed in accordance with applicable law.

3. With the exception of personal injury claims, all claims for damages related to TCE contamination of the property by Whirlpool Corporation have been released.

4. The covenants, conditions and restrictions set forth herein shall run with the title to the Property and shall be binding upon Declarant and his/her successors and assign shall

3/25

include the following notice on all deeds, mortgages, plats, or any legal instruments used to convey any interest in the Property (failure to comply with this paragraph does not impair the validity or enforceability of this Declaration):

> NOTICE: This Property is subject to Declaration of Covenants, Conditions and Restrictions recorded at the Register of Deeds of Sebastian County in Book ____, Page ____.

5. This Declaration shall bind and restrict the Property for a period of years extending until the clean up goals established by the Department or a successor governmental agency are met and the Department determines that the restrictions set forth herein are no longer required, at which time this Declaration shall be null and void and the restrictions contained herein shall have no force or effect.

IN WITNESS WHEREOF, the undersigned Declarant has executed this Declaration, this 5 day of May, 2015.

Rayma Watts
RAYMA WATTS

STATE OF ~~ARKANSAS~~ TEXAS)
) ACKNOWLEDGMENT
COUNTY OF BOWIE)

I, CHRISTOPHER M. MCGEE (Notary Public for the State of TEXAS), do hereby certify that RAYMA WATTS personally appeared before me this day and acknowledged the due execution of the foregoing instrument.

Witness my hand and official seal, this the 12 day of MAY, 2015.

Notary Public of TEXAS
My Commission Expires: 11-28-15

[Notary Seal]

CHRISTOPHER MICHAEL MCGEE
Notary Public, State of Texas
My Commission Expires
November 28, 2015

EXHIBIT A

Lot 6, Block H, Brazil and Jacobs Homesite Acres an Addition to the City of Fort Smith, Arkansas as per plat on file in the office of the Circuit Clerk of Sebastian County, Arkansas

Exhibit JJ

1605 Jacobs Avenue

FORT SMITH DISTRICT
SEBASTIAN CO, AR - SHARON BROOKS
06/02/2015 03:08:16PM
2015F-07552 Pages: 3

STATE OF ARKANSAS)
) **DECLARATION OF COVENANTS,**
) **CONDITIONS AND RESTRICTIONS**
COUNTY OF SEBASTIAN)

THIS DECLARATION OF COVENANTS, CONDITIONS AND RESTRICTIONS (this "Declaration") is made as of the date set forth on the signature page hereof by K. Wayne and Charlotte S. King (the "Declarant").

W I T N E S S E T H

WHEREAS, Declarant is the owner of the real property described on Exhibit A ("Property") and desires to restrict the Property as provided herein.

NOW THEREFORE, Declarant hereby declares that all of the Property shall be held, sold, used, and conveyed subject to the following restrictions, covenants, and conditions, which shall run with the title to the Property. This Declaration shall be binding upon all parties having any right, title, or interest in any portion of the Property, their heirs, successors, successors-in-title, and assigns, and shall inure to the benefit of the owner of the Property.

BY THE RECORDING OF A DEED OR THE ACCEPTANCE OF TITLE TO THE PROPERTY OR ANY INTEREST THEREIN, THE PERSON TO WHOM SUCH PARCEL OR INTEREST THEREIN IS CONVEYED AND SUCH PERSON'S HEIRS, LEGAL REPRESENTATIVES, SUCCESSORS, LESSEES, GRANTEES, ASSIGNS AND BENEFICIARIES SHALL BE DEEMED TO HAVE AGREED TO BE BOUND BY THIS DECLARATION.

1. The Property has groundwater within or beneath it that has been determined by the Arkansas Department of Environmental Quality (the "Department") to be contaminated with trichloroethylene ("TCE"), making it unsafe for consumptive uses.

2. Contaminated groundwater under the Property shall not be extracted, disturbed, or utilized in any way, except for:
   (a) extracting, treating and monitoring groundwater in accordance with a monitoring plan approved by the Department;
   (b) dewatering or excavating beneath the water table, if incidental to normal construction activities, with prior written approval of the Department; or,
   (c) incidental passive collection of groundwater that may enter any structures or trenches constructed below the ground surface, provided that said groundwater is managed in accordance with applicable law.

3. With the exception of personal injury claims, all claims for damages related to TCE contamination of the property by Whirlpool Corporation have been released.

4. The covenants, conditions and restrictions set forth herein shall run with the title to the Property and shall be binding upon Declarant and his/her successors and assign shall

3/25

include the following notice on all deeds, mortgages, plats, or any legal instruments used to convey any interest in the Property (failure to comply with this paragraph does not impair the validity or enforceability of this Declaration):

> NOTICE: This Property is subject to Declaration of Covenants, Conditions and Restrictions recorded at the Register of Deeds of Sebastian County in Book ____, Page ____.

5. This Declaration shall bind and restrict the Property for a period of years extending until the clean up goals established by the Department or a successor governmental agency are met and the Department determines that the restrictions set forth herein are no longer required, at which time this Declaration shall be null and void and the restrictions contained herein shall have no force or effect.

IN WITNESS WHEREOF, the undersigned Declarant has executed this Declaration, this 18 day of March, 2015.

K. WAYNE and CHARLOTTE S. KING

STATE OF ARKANSAS)
) ACKNOWLEDGMENT
COUNTY OF Crawford)

I, Brandie Wingfield (Notary Public for the State of Arkansas), do hereby certify that Wayne and Charlotte King personally appeared before me this day and acknowledged the due execution of the foregoing instrument.

Witness my hand and official seal, this the 18 day of March, 2015.

Notary Public of Arkansas
My Commission Expires: Oct. 23, 2024

[Notary Seal]

BRANDIE WINGFIELD
Notary Seal, State of Arkansas
Crawford County
Commission #12401541
My Commission Expires Oct. 23, 2024

EXHIBIT A

Legal Description

Lot 23, Block "E", Brazil & Jacob's Homesite Acres now an Addition to the City of Fort Smith, Sebastian County, Arkansas.

Exhibit KK

1700 Jacobs Avenue

FORT SMITH DISTRICT
SEBASTIAN CO, AR - SHARON BROOKS
06/02/2015 03:08:17PM
2015F-07553 Pages: 3

STATE OF ARKANSAS)
)
) **DECLARATION OF COVENANTS,**
) **CONDITIONS AND RESTRICTIONS**
COUNTY OF SEBASTIAN)

THIS DECLARATION OF COVENANTS, CONDITIONS AND RESTRICTIONS (this "Declaration") is made as of the date set forth on the signature page hereof by Raymond Flowers (the "Declarant").

WITNESSETH

WHEREAS, Declarant is the owner of the real property described on Exhibit A ("Property") and desires to restrict the Property as provided herein.

NOW THEREFORE, Declarant hereby declares that all of the Property shall be held, sold, used, and conveyed subject to the following restrictions, covenants, and conditions, which shall run with the title to the Property. This Declaration shall be binding upon all parties having any right, title, or interest in any portion of the Property, their heirs, successors, successors-in-title, and assigns, and shall inure to the benefit of the owner of the Property.

BY THE RECORDING OF A DEED OR THE ACCEPTANCE OF TITLE TO THE PROPERTY OR ANY INTEREST THEREIN, THE PERSON TO WHOM SUCH PARCEL OR INTEREST THEREIN IS CONVEYED AND SUCH PERSON'S HEIRS, LEGAL REPRESENTATIVES, SUCCESSORS, LESSEES, GRANTEES, ASSIGNS AND BENEFICIARIES SHALL BE DEEMED TO HAVE AGREED TO BE BOUND BY THIS DECLARATION.

1. The Property has groundwater within or beneath it that has been determined by the Arkansas Department of Environmental Quality (the "Department") to be contaminated with trichloroethylene ("TCE"), making it unsafe for consumptive uses.

2. Contaminated groundwater under the Property shall not be extracted, disturbed, or utilized in any way, except for:
   (a) extracting, treating and monitoring groundwater in accordance with a monitoring plan approved by the Department;
   (b) dewatering or excavating beneath the water table, if incidental to normal construction activities, with prior written approval of the Department; or,
   (c) incidental passive collection of groundwater that may enter any structures or trenches constructed below the ground surface, provided that said groundwater is managed in accordance with applicable law.

3. With the exception of personal injury claims, all claims for damages related to TCE contamination of the property by Whirlpool Corporation have been released.

4. The covenants, conditions and restrictions set forth herein shall run with the title to the Property and shall be binding upon Declarant and his/her successors and assign shall

3/25

include the following notice on all deeds, mortgages, plats, or any legal instruments used to convey any interest in the Property (failure to comply with this paragraph does not impair the validity or enforceability of this Declaration):

> NOTICE: This Property is subject to Declaration of Covenants, Conditions and Restrictions recorded at the Register of Deeds of Sebastian County in Book ____, Page ____.

5. This Declaration shall bind and restrict the Property for a period of years extending until the clean up goals established by the Department or a successor governmental agency are met and the Department determines that the restrictions set forth herein are no longer required, at which time this Declaration shall be null and void and the restrictions contained herein shall have no force or effect.

IN WITNESS WHEREOF, the undersigned Declarant has executed this Declaration, this 16th day of March, 2015.

Raymond Flowers

Raymond J Flowers

STATE OF ARKANSAS)
) ACKNOWLEDGMENT
COUNTY OF Sebastian)

I, Sarah K. Turner (Notary Public for the State of Arkansas), do hereby certify that Raymond Flowers personally appeared before me this day and acknowledged the due execution of the foregoing instrument.

Witness my hand and official seal, this the 16th day of March, 2015.

Sarah K. Turner
Notary Public of Arkansas
My Commission Expires: 12/15/2019

[Notary Seal]

SARAH K. TURNER NOTARY PUBLIC #12374217 EXPIRES 12-15-2019 PULASKI COUNTY AR

EXHIBIT A
Legal Description

Lot 7, Block H, of Brazil and Jacob's Homesite Acres, as shown by plat filed May 31, 1947, being a part of the North half of Section 4, Township 7, Range 32 W, now an addition to the City of Fort Smith, Sebastian County, Arkansas.

Exhibit LL

1701 Jacobs Avenue

FORT SMITH DISTRICT
SEBASTIAN CO, AR - SHARON BROOKS
06/02/2015 03:08:18PM
2015F-07554 Pages: 3

STATE OF ARKANSAS)
)
) **DECLARATION OF COVENANTS,**
) **CONDITIONS AND RESTRICTIONS**
COUNTY OF SEBASTIAN)

THIS DECLARATION OF COVENANTS, CONDITIONS AND RESTRICTIONS (this "Declaration") is made as of the date set forth on the signature page hereof by Harry Edmund Smith (the "Declarant").

WITNESSETH

WHEREAS, Declarant is the owner of the real property described on Exhibit A ("Property") and desires to restrict the Property as provided herein.

NOW THEREFORE, Declarant hereby declares that all of the Property shall be held, sold, used, and conveyed subject to the following restrictions, covenants, and conditions, which shall run with the title to the Property. This Declaration shall be binding upon all parties having any right, title, or interest in any portion of the Property, their heirs, successors, successors-in-title, and assigns, and shall inure to the benefit of the owner of the Property.

BY THE RECORDING OF A DEED OR THE ACCEPTANCE OF TITLE TO THE PROPERTY OR ANY INTEREST THEREIN, THE PERSON TO WHOM SUCH PARCEL OR INTEREST THEREIN IS CONVEYED AND SUCH PERSON'S HEIRS, LEGAL REPRESENTATIVES, SUCCESSORS, LESSEES, GRANTEES, ASSIGNS AND BENEFICIARIES SHALL BE DEEMED TO HAVE AGREED TO BE BOUND BY THIS DECLARATION.

1. The Property has groundwater within or beneath it that has been determined by the Arkansas Department of Environmental Quality (the "Department") to be contaminated with trichloroethylene ("TCE"), making it unsafe for consumptive uses.

2. Contaminated groundwater under the Property shall not be extracted, disturbed, or utilized in any way, except for:
   (a) extracting, treating and monitoring groundwater in accordance with a monitoring plan approved by the Department;
   (b) dewatering or excavating beneath the water table, if incidental to normal construction activities, with prior written approval of the Department; or,
   (c) incidental passive collection of groundwater that may enter any structures or trenches constructed below the ground surface, provided that said groundwater is managed in accordance with applicable law.

3. With the exception of personal injury claims, all claims for damages related to TCE contamination of the property by Whirlpool Corporation have been released.

4. The covenants, conditions and restrictions set forth herein shall run with the title to the Property and shall be binding upon Declarant and his/her successors and assign shall

3/25

include the following notice on all deeds, mortgages, plats, or any legal instruments used to convey any interest in the Property (failure to comply with this paragraph does not impair the validity or enforceability of this Declaration):

> NOTICE: This Property is subject to Declaration of Covenants, Conditions and Restrictions recorded at the Register of Deeds of Sebastian County in Book ____, Page ____.

5. This Declaration shall bind and restrict the Property for a period of years extending until the clean up goals established by the Department or a successor governmental agency are met and the Department determines that the restrictions set forth herein are no longer required, at which time this Declaration shall be null and void and the restrictions contained herein shall have no force or effect.

IN WITNESS WHEREOF, the undersigned Declarant has executed this Declaration, this 16th day of March, 2015.

Harry Smith

Harry Smith

STATE OF ARKANSAS)
) ACKNOWLEDGMENT
COUNTY OF Sebastian)

I, Sarah K. Turner (Notary Public for the State of Arkansas), do hereby certify that Harry Smith personally appeared before me this day and acknowledged the due execution of the foregoing instrument.

Witness my hand and official seal, this the 16th day of March, 2015.

Sarah K. Turner
Notary Public of Arkansas
My Commission Expires: 12/15/2019

[Notary Seal]

SARAH K. TURNER NOTARY PUBLIC #12374217 EXPIRES 12-15-2019 PULASKI COUNTY, AR

EXHIBIT A
Legal Description

Lot 22, Block E, of Brazil and Jacob's Homesite Acres, as shown by plat filed May 31, 1947, being a part of the North half of Section 4, Township 7, Range 32 W, now an addition to the City of Fort Smith, Sebastian County, Arkansas.

Exhibit MM

1704 Jacobs Avenue

FORT SMITH DISTRICT
SEBASTIAN CO, AR - SHARON BROOKS
06/02/2015 03:08:19PM
2015F-07555 Pages: 3

STATE OF ARKANSAS)
)
) **DECLARATION OF COVENANTS,**
) **CONDITIONS AND RESTRICTIONS**
COUNTY OF SEBASTIAN)

THIS DECLARATION OF COVENANTS, CONDITIONS AND RESTRICTIONS (this "Declaration") is made as of the date set forth on the signature page hereof by Mary Winters (the "Declarant").

WITNESSETH

WHEREAS, Declarant is the owner of the real property described on Exhibit A ("Property") and desires to restrict the Property as provided herein.

NOW THEREFORE, Declarant hereby declares that all of the Property shall be held, sold, used, and conveyed subject to the following restrictions, covenants, and conditions, which shall run with the title to the Property. This Declaration shall be binding upon all parties having any right, title, or interest in any portion of the Property, their heirs, successors, successors-in-title, and assigns, and shall inure to the benefit of the owner of the Property.

BY THE RECORDING OF A DEED OR THE ACCEPTANCE OF TITLE TO THE PROPERTY OR ANY INTEREST THEREIN, THE PERSON TO WHOM SUCH PARCEL OR INTEREST THEREIN IS CONVEYED AND SUCH PERSON'S HEIRS, LEGAL REPRESENTATIVES, SUCCESSORS, LESSEES, GRANTEES, ASSIGNS AND BENEFICIARIES SHALL BE DEEMED TO HAVE AGREED TO BE BOUND BY THIS DECLARATION.

1. The Property has groundwater within or beneath it that has been determined by the Arkansas Department of Environmental Quality (the "Department") to be contaminated with trichloroethylene ("TCE"), making it unsafe for consumptive uses.

2. Contaminated groundwater under the Property shall not be extracted, disturbed, or utilized in any way, except for:
   (a) extracting, treating and monitoring groundwater in accordance with a monitoring plan approved by the Department;
   (b) dewatering or excavating beneath the water table, if incidental to normal construction activities, with prior written approval of the Department; or,
   (c) incidental passive collection of groundwater that may enter any structures or trenches constructed below the ground surface, provided that said groundwater is managed in accordance with applicable law.

3. With the exception of personal injury claims, all claims for damages related to TCE contamination of the property by Whirlpool Corporation have been released.

4. The covenants, conditions and restrictions set forth herein shall run with the title to the Property and shall be binding upon Declarant and his/her successors and assign shall

3/25

include the following notice on all deeds, mortgages, plats, or any legal instruments used to convey any interest in the Property (failure to comply with this paragraph does not impair the validity or enforceability of this Declaration):

> NOTICE: This Property is subject to Declaration of Covenants, Conditions and Restrictions recorded at the Register of Deeds of Sebastian County in Book ____, Page ____.

5. This Declaration shall bind and restrict the Property for a period of years extending until the clean up goals established by the Department or a successor governmental agency are met and the Department determines that the restrictions set forth herein are no longer required, at which time this Declaration shall be null and void and the restrictions contained herein shall have no force or effect.

IN WITNESS WHEREOF, the undersigned Declarant has executed this Declaration, this 16th day of March, 2015.

Mary Winters

Mary F. Winters

STATE OF ARKANSAS)
) ACKNOWLEDGMENT
COUNTY OF Pulaski)

I, Sarah K. Turner (Notary Public for the State of Arkansas), do hereby certify that Mary F. Winters personally appeared before me this day and acknowledged the due execution of the foregoing instrument.

Witness my hand and official seal, this the 16th day of March, 2015.

Sarah K. Turner
Notary Public of Arkansas
My Commission Expires: 12/15/2019

[Notary Seal]

SARAH K. TURNER NOTARY PUBLIC #12374217 EXPIRES 12-15-2019 PULASKI COUNTY AR

EXHIBIT A
Legal Description

Lot 8, Block H, of Brazil and Jacob's Homesite Acres, as shown by plat filed May 31, 1947, being a part of the North half of Section 4, Township 7, Range 32 W, now an addition to the City of Fort Smith, Sebastian County, Arkansas.

Exhibit NN

1705 Jacobs Avenue

FORT SMITH DISTRICT
SEBASTIAN CO, AR - SHARON BROOKS
06/02/2015 03:08:20PM
2015F-07556 Pages: 3

STATE OF ARKANSAS)
) **DECLARATION OF COVENANTS,**
) **CONDITIONS AND RESTRICTIONS**
COUNTY OF SEBASTIAN)

THIS DECLARATION OF COVENANTS, CONDITIONS AND RESTRICTIONS (this "Declaration") is made as of the date set forth on the signature page hereof by Junior P. and Jane Winters (the "Declarant").

W I T N E S S E T H

WHEREAS, Declarant is the owner of the real property described on Exhibit A ("Property") and desires to restrict the Property as provided herein.

NOW THEREFORE, Declarant hereby declares that all of the Property shall be held, sold, used, and conveyed subject to the following restrictions, covenants, and conditions, which shall run with the title to the Property. This Declaration shall be binding upon all parties having any right, title, or interest in any portion of the Property, their heirs, successors, successors-in-title, and assigns, and shall inure to the benefit of the owner of the Property.

BY THE RECORDING OF A DEED OR THE ACCEPTANCE OF TITLE TO THE PROPERTY OR ANY INTEREST THEREIN, THE PERSON TO WHOM SUCH PARCEL OR INTEREST THEREIN IS CONVEYED AND SUCH PERSON'S HEIRS, LEGAL REPRESENTATIVES, SUCCESSORS, LESSEES, GRANTEES, ASSIGNS AND BENEFICIARIES SHALL BE DEEMED TO HAVE AGREED TO BE BOUND BY THIS DECLARATION.

1. The Property has groundwater within or beneath it that has been determined by the Arkansas Department of Environmental Quality (the "Department") to be contaminated with trichloroethylene ("TCE"), making it unsafe for consumptive uses.

2. Contaminated groundwater under the Property shall not be extracted, disturbed, or utilized in any way, except for:
   (a) extracting, treating and monitoring groundwater in accordance with a monitoring plan approved by the Department;
   (b) dewatering or excavating beneath the water table, if incidental to normal construction activities, with prior written approval of the Department; or,
   (c) incidental passive collection of groundwater that may enter any structures or trenches constructed below the ground surface, provided that said groundwater is managed in accordance with applicable law.

3. With the exception of personal injury claims, all claims for damages related to TCE contamination of the property by Whirlpool Corporation have been released.

4. The covenants, conditions and restrictions set forth herein shall run with the title to the Property and shall be binding upon Declarant and his/her successors and assign shall

3/25

include the following notice on all deeds, mortgages, plats, or any legal instruments used to convey any interest in the Property (failure to comply with this paragraph does not impair the validity or enforceability of this Declaration):

> NOTICE: This Property is subject to Declaration of Covenants, Conditions and Restrictions recorded at the Register of Deeds of Sebastian County in Book ____, Page ____.

5. This Declaration shall bind and restrict the Property for a period of years extending until the clean up goals established by the Department or a successor governmental agency are met and the Department determines that the restrictions set forth herein are no longer required, at which time this Declaration shall be null and void and the restrictions contained herein shall have no force or effect.

IN WITNESS WHEREOF, the undersigned Declarant has executed this Declaration, this _____ day of _____, 2015.

Junior P Winters
Jane E. Roann winters
JUNIOR P. and JANE WINTERS

STATE OF ARKANSAS)
) ACKNOWLEDGMENT
COUNTY OF Sebastian)

I, LINDA MILLSPAW (Notary Public for the State of Arkansas), do hereby certify that JUNIOR P. AND JANE WINTERS personally appeared before me this day and acknowledged the due execution of the foregoing instrument.

Witness my hand and official seal, this the 17 day of March, 2015.

Linda K Millspaw
Notary Public of _____
My Commission Expires: Sept 3, 2015

[Notary Seal]



EXHIBIT A

Legal Description

Lot Twenty-one (21) in Block "E" of Brazil & Jacob's Homesite Acres, as shown by Plat filed May 31, 1947, being a part of the North Half of Section 4, Township 7 North, Range 32 West, Fort Smith, Sebastian County, Arkansas. Less and except public roads and rights of way.

Exhibit OO

1800 Jacobs Avenue

FORT SMITH DISTRICT
SEBASTIAN CO, AR - SHARON BROOKS
06/02/2015 03:24:06PM
2015F-07562 Pages: 3

STATE OF ARKANSAS)
)
) **DECLARATION OF COVENANTS,**
) **CONDITIONS AND RESTRICTIONS**
COUNTY OF SEBASTIAN)

THIS DECLARATION OF COVENANTS, CONDITIONS AND RESTRICTIONS (this "Declaration") is made as of the date set forth on the signature page hereof by Larry Linson (the "Declarant").

WITNESSETH

WHEREAS, Declarant is the owner of the real property described on Exhibit A ("Property") and desires to restrict the Property as provided herein.

NOW THEREFORE, Declarant hereby declares that all of the Property shall be held, sold, used, and conveyed subject to the following restrictions, covenants, and conditions, which shall run with the title to the Property. This Declaration shall be binding upon all parties having any right, title, or interest in any portion of the Property, their heirs, successors, successors-in-title, and assigns, and shall inure to the benefit of the owner of the Property.

BY THE RECORDING OF A DEED OR THE ACCEPTANCE OF TITLE TO THE PROPERTY OR ANY INTEREST THEREIN, THE PERSON TO WHOM SUCH PARCEL OR INTEREST THEREIN IS CONVEYED AND SUCH PERSON'S HEIRS, LEGAL REPRESENTATIVES, SUCCESSORS, LESSEES, GRANTEES, ASSIGNS AND BENEFICIARIES SHALL BE DEEMED TO HAVE AGREED TO BE BOUND BY THIS DECLARATION.

1. The Property has groundwater within or beneath it that has been determined by the Arkansas Department of Environmental Quality (the "Department") to be contaminated with trichloroethylene ("TCE"), making it unsafe for consumptive uses.

2. Contaminated groundwater under the Property shall not be extracted, disturbed, or utilized in any way, except for:
   (a) extracting, treating and monitoring groundwater in accordance with a monitoring plan approved by the Department;
   (b) dewatering or excavating beneath the water table, if incidental to normal construction activities, with prior written approval of the Department; or,
   (c) incidental passive collection of groundwater that may enter any structures or trenches constructed below the ground surface, provided that said groundwater is managed in accordance with applicable law.

3. With the exception of personal injury claims, all claims for damages related to TCE contamination of the property by Whirlpool Corporation have been released.

4. The covenants, conditions and restrictions set forth herein shall run with the title to the Property and shall be binding upon Declarant and his/her successors and assign shall

3/25

include the following notice on all deeds, mortgages, plats, or any legal instruments used to convey any interest in the Property (failure to comply with this paragraph does not impair the validity or enforceability of this Declaration):

> NOTICE: This Property is subject to Declaration of Covenants, Conditions and Restrictions recorded at the Register of Deeds of Sebastian County in Book ____, Page ____.

5. This Declaration shall bind and restrict the Property for a period of years extending until the clean up goals established by the Department or a successor governmental agency are met and the Department determines that the restrictions set forth herein are no longer required, at which time this Declaration shall be null and void and the restrictions contained herein shall have no force or effect.

IN WITNESS WHEREOF, the undersigned Declarant has executed this Declaration, this 16th day of March, 2015.

Larry Linson

STATE OF ARKANSAS)
) ACKNOWLEDGMENT
COUNTY OF Sebastian)

I, JEAN WALKER (Notary Public for the State of Arkansas), do hereby certify that Larry Linson personally appeared before me this day and acknowledged the due execution of the foregoing instrument.

Witness my hand and official seal, this the 16th day of March, 2015.

Notary Public of Arkansas
My Commission Expires: 12/17/2023

[Notary Seal]

JEAN WALKER NOTARY PUBLIC REG # 12397094 MY COMMISSION EXPIRES 12/17/2023 CRAWFORD COUNTY, ARKANSAS

EXHIBIT A

Legal Description

Lot 9 in Block "H" in Brazil and Jacobs Homesite Acres, as shown by plat filed May 31, 1947.

Exhibit PP

1801 Jacobs Avenue

FORT SMITH DISTRICT
SEBASTIAN CO, AR - SHARON BROOKS
06/02/2015 03:24:07PM
2015F-07563 Pages: 3

STATE OF ARKANSAS)
)
) **DECLARATION OF COVENANTS,**
) **CONDITIONS AND RESTRICTIONS**
COUNTY OF SEBASTIAN)

THIS DECLARATION OF COVENANTS, CONDITIONS AND RESTRICTIONS (this "Declaration") is made as of the date set forth on the signature page hereof by Wanda Morgan (the "Declarant").

W I T N E S S E T H

WHEREAS, Declarant is the owner of the real property described on Exhibit A ("Property") and desires to restrict the Property as provided herein.

NOW THEREFORE, Declarant hereby declares that all of the Property shall be held, sold, used, and conveyed subject to the following restrictions, covenants, and conditions, which shall run with the title to the Property. This Declaration shall be binding upon all parties having any right, title, or interest in any portion of the Property, their heirs, successors, successors-in-title, and assigns, and shall inure to the benefit of the owner of the Property.

BY THE RECORDING OF A DEED OR THE ACCEPTANCE OF TITLE TO THE PROPERTY OR ANY INTEREST THEREIN, THE PERSON TO WHOM SUCH PARCEL OR INTEREST THEREIN IS CONVEYED AND SUCH PERSON'S HEIRS, LEGAL REPRESENTATIVES, SUCCESSORS, LESSEES, GRANTEES, ASSIGNS AND BENEFICIARIES SHALL BE DEEMED TO HAVE AGREED TO BE BOUND BY THIS DECLARATION.

1. The Property has groundwater within or beneath it that has been determined by the Arkansas Department of Environmental Quality (the "Department") to be contaminated with trichloroethylene ("TCE"), making it unsafe for consumptive uses.

2. Contaminated groundwater under the Property shall not be extracted, disturbed, or utilized in any way, except for:
   (a) extracting, treating and monitoring groundwater in accordance with a monitoring plan approved by the Department;
   (b) dewatering or excavating beneath the water table, if incidental to normal construction activities, with prior written approval of the Department; or,
   (c) incidental passive collection of groundwater that may enter any structures or trenches constructed below the ground surface, provided that said groundwater is managed in accordance with applicable law.

3. With the exception of personal injury claims, all claims for damages related to TCE contamination of the property by Whirlpool Corporation have been released.

4. The covenants, conditions and restrictions set forth herein shall run with the title to the Property and shall be binding upon Declarant and his/her successors and assign shall

3/25

include the following notice on all deeds, mortgages, plats, or any legal instruments used to convey any interest in the Property (failure to comply with this paragraph does not impair the validity or enforceability of this Declaration):

> NOTICE: This Property is subject to Declaration of Covenants, Conditions and Restrictions recorded at the Register of Deeds of Sebastian County in Book ____, Page ____.

5. This Declaration shall bind and restrict the Property for a period of years extending until the clean up goals established by the Department or a successor governmental agency are met and the Department determines that the restrictions set forth herein are no longer required, at which time this Declaration shall be null and void and the restrictions contained herein shall have no force or effect.

IN WITNESS WHEREOF, the undersigned Declarant has executed this Declaration, this 16th day of March, 2015.

Wanda Morgan

Wanda Morgan

STATE OF ARKANSAS)
) ACKNOWLEDGMENT
COUNTY OF Sebastian)

I, Sarah K. Turner (Notary Public for the State of Arkansas), do hereby certify that Wanda Morgan personally appeared before me this day and acknowledged the due execution of the foregoing instrument.

Witness my hand and official seal, this the 16th day of March, 2015.

Sarah K. Turner
Notary Public of Arkansas
My Commission Expires: 12/15/2019

[Notary Seal]

SARAH K. TURNER NOTARY PUBLIC #12374217 EXPIRES 12-15-2019 PULASKI COUNTY, AR.

EXHIBIT A

Legal Description

Lot 20, Block "E", of BRAZIL AND JACOBS HOMESITE ACRES, now an addition to the City of Fort Smith, Arkansas.

Exhibit QQ

1804 Jacobs Avenue

2014F-09329 3
2014F-09329
Certificate of Record
FORT SMITH DISTRICT
SEBASTIAN COUNTY, ARKANSAS
SHARON BROOKS, CIRCUIT CLERK & RECORDER
07/10/2014 01:53:36PM
Fee: 25.00 Pages: 3

STATE OF ARKANSAS)
)
COUNTY OF SEBASTIAN)

DECLARATION OF COVENANTS, CONDITIONS AND RESTRICTIONS

THIS DECLARATION OF COVENANTS, CONDITIONS AND RESTRICTIONS (this "Declaration") is made as of the date set forth on the signature page hereof by Debra Keith (the "Declarant").

W I T N E S S E T H

WHEREAS, Declarant is the owner of the real property described on Exhibit A ("Property") and desires to restrict the Property as provided herein.

NOW THEREFORE, Declarant hereby declares that all of the Property shall be held, sold, used and conveyed subject to the following restrictions, covenants, and conditions, which shall run with the title to the Property. This Declaration shall be binding upon all parties having any right, title, or interest in any portion of the Property, their heirs, successors, successors-in-title, and assigns, and shall inure to the benefit of the owner of the Property.

BY THE RECORDING OF A DEED OR THE ACCEPTANCE OF TITLE TO THE PROPERTY OR ANY INTEREST THEREIN, THE PERSON TO WHOM SUCH PARCEL OR INTEREST THEREIN IS CONVEYED AND SUCH PERSON'S HEIRS, LEGAL REPRESENTATIVES, SUCCESSORS, LESSEES, GRANTEES, ASSIGNS AND BENEFICIARIES SHALL BE DEEMED TO HAVE AGREED TO BE BOUND BY THIS DECLARATION.

1. The Property has contamination within or beneath it that has or may in the future migrate from the former facility located at 6400 Jenny Lind Avenue in Fort Smith, Arkansas. As a result of that migration, groundwater within or beneath the Property has been determined by the Arkansas Department of Environmental Protection to be unsafe for consumptive uses, must be subject to testing and monitoring and restricted from withdrawal for any use except remediation, testing and monitoring.

2. The drilling of wells for and the withdrawal of water for domestic, commercial, irrigation, agricultural or landscape or any other consumptive use is prohibited.

3. Declarant has for herself and all of her tenants, subtenants, successors and assigns to any portion of the Property, settled and released all claims for property damage arising from, related to, or in connection with the presence of trichloroethylene (TCE) or any other pollution or contaminants alleged to have been released from the former Whirlpool manufacturing facility located at 6400 Jenny Lind Avenue in Fort Smith, Arkansas, whether such release and/or migration has yet occurred or occurs in the future.

4. The covenants, conditions and restrictions set forth herein shall run with the title to the Property and shall be binding upon Declarant and her successors and assigns, shall

include the following notice on all deeds, mortgages, plats, or any legal instruments used to convey any interest in the Property (failure to comply with this paragraph does not impair the validity or enforceability of this Declaration):

> NOTICE: This Property is subject to Declaration of Covenants, Conditions and Restrictions recorded at the Register of Deeds of Sebastian County in Book ____, Page ____. 2014F-09329

5. Except as otherwise limited by Arkansas law, this Declaration shall have perpetual duration. If Arkansas law hereafter limits the period during which covenants may run with the land, then to the extent consistent with such law, this Declaration shall automatically be extended at the expiration of such period for successive periods of 10 years each, unless terminated as provided herein. Notwithstanding the above, if any of the covenants, conditions, restrictions, or other provisions of this Declaration shall be unlawful, void, or voidable for violation of the rule against perpetuities, then such provisions shall continue only until 21 years after the death of the last survivor of the now living descendants of Elizabeth II, Queen of England.

IN WITNESS WHEREOF, the undersigned Declarant has executed this Declaration, this 9th day of July, 2014.

DEBRA KEITH

Debra E. Keith

STATE OF ARKANSAS)
) ACKNOWLEDGMENT
COUNTY OF Sebastian)

I, Heather Sanford (Notary Public for the State of Arkansas), do hereby certify that Debra Keith personally appeared before me this day and acknowledged the due execution of the foregoing instrument.

Witness my hand and official seal, this the 9th day of July, 2014.

Heather J. Sanford
Notary Public of Arkansas
My Commission Expires: 9/1/21

[Notary Seal]

HEATHER J. SANFORD
Notary Public - Arkansas
Washington County
My Commission Expires Sept. 1, 2021
12383903

EXHIBIT A
Legal Description

Lot 10, Block H, Brazil & Jacob's Homesite Acres now an addition to the City of Fort Smith, Arkansas.

Exhibit RR

1805 Jacobs Avenue

FORT SMITH DISTRICT
SEBASTIAN CO, AR - SHARON BROOKS
06/02/2015 03:24:08PM
2015F-07564 Pages: 3

STATE OF ARKANSAS)
) **DECLARATION OF COVENANTS,**
) **CONDITIONS AND RESTRICTIONS**
COUNTY OF SEBASTIAN)

THIS DECLARATION OF COVENANTS, CONDITIONS AND RESTRICTIONS (this "Declaration") is made as of the date set forth on the signature page hereof by Kralicek & Flusche LLC (the "Declarant").

W I T N E S S E T H

WHEREAS, Declarant is the owner of the real property described on Exhibit A ("Property") and desires to restrict the Property as provided herein.

NOW THEREFORE, Declarant hereby declares that all of the Property shall be held, sold, used, and conveyed subject to the following restrictions, covenants, and conditions, which shall run with the title to the Property. This Declaration shall be binding upon all parties having any right, title, or interest in any portion of the Property, their heirs, successors, successors-in-title, and assigns, and shall inure to the benefit of the owner of the Property.

BY THE RECORDING OF A DEED OR THE ACCEPTANCE OF TITLE TO THE PROPERTY OR ANY INTEREST THEREIN, THE PERSON TO WHOM SUCH PARCEL OR INTEREST THEREIN IS CONVEYED AND SUCH PERSON'S HEIRS, LEGAL REPRESENTATIVES, SUCCESSORS, LESSEES, GRANTEES, ASSIGNS AND BENEFICIARIES SHALL BE DEEMED TO HAVE AGREED TO BE BOUND BY THIS DECLARATION.

1. The Property has groundwater within or beneath it that has been determined by the Arkansas Department of Environmental Quality (the "Department") to be contaminated with trichloroethylene ("TCE"), making it unsafe for consumptive uses.

2. Contaminated groundwater under the Property shall not be extracted, disturbed, or utilized in any way, except for:
   (a) extracting, treating and monitoring groundwater in accordance with a monitoring plan approved by the Department;
   (b) dewatering or excavating beneath the water table, if incidental to normal construction activities, with prior written approval of the Department; or,
   (c) incidental passive collection of groundwater that may enter any structures or trenches constructed below the ground surface, provided that said groundwater is managed in accordance with applicable law.

3. With the exception of personal injury claims, all claims for damages related to TCE contamination of the property by Whirlpool Corporation have been released.

4. The covenants, conditions and restrictions set forth herein shall run with the title to the Property and shall be binding upon Declarant and his/her successors and assign shall

include the following notice on all deeds, mortgages, plats, or any legal instruments used to convey any interest in the Property (failure to comply with this paragraph does not impair the validity or enforceability of this Declaration):

> NOTICE: This Property is subject to Declaration of Covenants, Conditions and Restrictions recorded at the Register of Deeds of Sebastian County in Book ____, Page ____.

5. This Declaration shall bind and restrict the Property for a period of years extending until the clean up goals established by the Department or a successor governmental agency are met and the Department determines that the restrictions set forth herein are no longer required, at which time this Declaration shall be null and void and the restrictions contained herein shall have no force or effect.

IN WITNESS WHEREOF, the undersigned Declarant has executed this Declaration, this 16TH day of MARCH, 2015.

Name: Jerome Fluesche

STATE OF ARKANSAS)
) ACKNOWLEDGMENT
COUNTY OF SEBASTIAN)

I, KIMBERLY KELLY (Notary Public for the State of Arkansas), do hereby certify that JEROME FLUSCHE personally appeared before me this day and acknowledged the due execution of the foregoing instrument.

Witness my hand and official seal, this the 16TH day of MARCH, 2015.

Kimberly K Kelly
Notary Public of Arkansas
My Commission Expires: 03/11/2020

[Notary Seal]

KIMBERLY K. KELLY
Commission No. 12375768
NOTARY PUBLIC
My Commission Expires March 11, 2020
CRAWFORD CO., ARKANSAS

EXHIBIT A
Legal Description

Lot 19, Block E, of Brazil and Jacob's Homesite Acres, as shown by plat filed May 31, 1947, being a part of the North half of Section 4, Township 7, Range 32 W, now an addition to the City of Fort Smith, Sebastian County, Arkansas.

Exhibit SS

1808 Jacobs Avenue

STATE OF ARKANSAS)
) **DECLARATION OF COVENANTS,**
) CONDITIONS AND RESTRICTIONS
COUNTY OF SEBASTIAN)

THIS DECLARATION OF COVENANTS, CONDITIONS AND RESTRICTIONS (this "Declaration") is made as of the date set forth on the signature page hereof by Oscar T. Long, Jr. and Delmar Long (the "Declarant").

W I T N E S S E T H

WHEREAS, Declarant is the owner of the real property described on Exhibit A ("Property") and desires to restrict the Property as provided herein.

NOW THEREFORE, Declarant hereby declares that all of the Property shall be held, sold, used, and conveyed subject to the following restrictions, covenants, and conditions, which shall run with the title to the Property. This Declaration shall be binding upon all parties having any right, title, or interest in any portion of the Property, their heirs, successors, successors-in-title, and assigns, and shall inure to the benefit of the owner of the Property.

BY THE RECORDING OF A DEED OR THE ACCEPTANCE OF TITLE TO THE PROPERTY OR ANY INTEREST THEREIN, THE PERSON TO WHOM SUCH PARCEL OR INTEREST THEREIN IS CONVEYED AND SUCH PERSON'S HEIRS, LEGAL REPRESENTATIVES, SUCCESSORS, LESSEES, GRANTEES, ASSIGNS AND BENEFICIARIES SHALL BE DEEMED TO HAVE AGREED TO BE BOUND BY THIS DECLARATION.

1. The Property has groundwater within or beneath it that has been determined by the Arkansas Department of Environmental Quality (the "Department") to be contaminated with trichloroethylene ("TCE"), making it unsafe for consumptive uses.

2. Contaminated groundwater under the Property shall not be extracted, disturbed, or utilized in any way, except for:
   (a) extracting, treating and monitoring groundwater in accordance with a monitoring plan approved by the Department;
   (b) dewatering or excavating beneath the water table, if incidental to normal construction activities, with prior written approval of the Department; or,
   (c) incidental passive collection of groundwater that may enter any structures or trenches constructed below the ground surface, provided that said groundwater is managed in accordance with applicable law.

3. With the exception of personal injury claims, all claims for damages related to TCE contamination of the property by Whirlpool Corporation have been released.

4. The covenants, conditions and restrictions set forth herein shall run with the title to the Property and shall be binding upon Declarant and his/her successors and assign shall

include the following notice on all deeds, mortgages, plats, or any legal instruments used to convey any interest in the Property (failure to comply with this paragraph does not impair the validity or enforceability of this Declaration):

> NOTICE: This Property is subject to Declaration of Covenants, Conditions and Restrictions recorded at the Register of Deeds of Sebastian County in Book ____, Page ____.

5. This Declaration shall bind and restrict the Property for a period of years extending until the clean up goals established by the Department or a successor governmental agency are met and the Department determines that the restrictions set forth herein are no longer required, at which time this Declaration shall be null and void and the restrictions contained herein shall have no force or effect.

IN WITNESS WHEREOF, the undersigned Declarant has executed this Declaration, this 10 day of July, 2015.

Delmar Long

OSCAR T. LONG, JR. and DELMAR LONG

STATE OF ARKANSAS)
)
COUNTY OF Crawford)

ACKNOWLEDGMENT

I, Jeri Partlow (Notary Public for the State of Arkansas), do hereby certify that Delmar Long personally appeared before me this day and acknowledged the due execution of the foregoing instrument.

Witness my hand and official seal, this the 10 day of July, 2015.

Jeri Partlow

Notary Public of Crawford
My Commission Expires: 2-8-2024

[Notary Seal]

JERI L. PARTLOW
CRAWFORD COUNTY
NOTARY PUBLIC - ARKANSAS
My Commission Expires February 08, 2024
Commission No. 12396180

EXHIBIT A
Legal Description

Lot 11, Block H, Brazil & Jacob's Homesite Acres, as shown by plat filed May 31, 1947.

Exhibit TT

1809 Jacobs Avenue

2014F-04489 5
2014F-04489
Certificate of Record
FORT SMITH DISTRICT
SEBASTIAN COUNTY, ARKANSAS
SHARON BROOKS, CO CLERK & RECORDER
04/08/2014 11:07:19AM
Fee: 35.00 Pages: 5

STATE OF ARKANSAS)
)
COUNTY OF SEBASTIAN)

DECLARATION OF COVENANTS, CONDITIONS AND RESTRICTIONS

THIS DECLARATION OF COVENANTS, CONDITIONS AND RESTRICTIONS (this "Declaration") is made as of the date set forth on the signature page hereof by Roberta Hindmarsh, Arthur R. Scroggins, Jr., Carol Scroggins, and Marie Scroggins, (the "Declarants").

W I T N E S S E T H

WHEREAS, Declarants are the owner of the real property described on Exhibit A ("Property") and desire to restrict the Property as provided herein.

NOW THEREFORE, Declarants hereby declare that all of the Property shall be held, sold, used and conveyed subject to the following restrictions, covenants, and conditions, which shall run with the title to the Property. This Declaration shall be binding upon all parties having any right, title, or interest in any portion of the Property, their heirs, successors, successors-in-title, and assigns, and shall inure to the benefit of the owner of the Property.

BY THE RECORDING OF A DEED OR THE ACCEPTANCE OF TITLE TO THE PROPERTY OR ANY INTEREST THEREIN, THE PERSON TO WHOM SUCH PARCEL OR INTEREST THEREIN IS CONVEYED AND SUCH PERSON'S HEIRS, LEGAL REPRESENTATIVES, SUCCESSORS, LESSEES, GRANTEES, ASSIGNS AND BENEFICIARIES SHALL BE DEEMED TO HAVE AGREED TO BE BOUND BY THIS DECLARATION.

1. The Property has contamination within or beneath it that has or may in the future migrate from the former facility located at 6400 Jenny Lind Avenue in Fort Smith, Arkansas. As a result of that migration, groundwater within or beneath the Property has been determined by the Arkansas Department of Environmental Protection to be unsafe for consumptive uses, must be subject to testing and monitoring and restricted from withdrawal for any use except remediation, testing and monitoring.

2. The drilling of wells for and the withdrawal of water for domestic, commercial, irrigation, agricultural or landscape or any other consumptive use is prohibited.

3. Declarants have for themselves and all of their tenants, subtenants, successors and assigns to any portion of the Property, settled and released all claims for property damage arising from, related to, or in connection with the presence of trichloroethylene (TCE) or any other pollution or contaminants alleged to have been released from the former Whirlpool manufacturing facility located at 6400 Jenny Lind Avenue in Fort Smith, Arkansas, whether such release and/or migration has yet occurred or occurs in the future.

4. The covenants, conditions and restrictions set forth herein shall run with the title to the Property and shall be binding upon Declarants and their successors and assigns, shall

include the following notice on all deeds, mortgages, plats, or any legal instruments used to convey any interest in the Property (failure to comply with this paragraph does not impair the validity or enforceability of this Declaration):

> NOTICE: This Property is subject to Declaration of Covenants, Conditions and Restrictions recorded at the Register of Deeds of Sebastian County in Book ____, Page ____.

5. Except as otherwise limited by Arkansas law, this Declaration shall have perpetual duration. If Arkansas law hereafter limits the period during which covenants may run with the land, then to the extent consistent with such law, this Declaration shall automatically be extended at the expiration of such period for successive periods of 10 years each, unless terminated as provided herein. Notwithstanding the above, if any of the covenants, conditions, restrictions, or other provisions of this Declaration shall be unlawful, void, or voidable for violation of the rule against perpetuities, then such provisions shall continue only until 21 years after the death of the last survivor of the now living descendants of Elizabeth II, Queen of England.

IN WITNESS WHEREOF, the undersigned Declarants have executed this Declaration, this 2nd day of April, 2014.

ROBERTA HINDMARSH

Roberta Hindmarsh

STATE OF ARKANSAS)
) ACKNOWLEDGMENT
COUNTY OF Sebastian)

I, LINDA K. MILLSPAW (Notary Public for the State of Arkansas), do hereby certify that Roberta Hindmarsh personally appeared before me this day and acknowledged the due execution of the foregoing instrument.

Witness my hand and official seal, this the 2 day of apr, 2014.

Linda K. Millspaw

Notary Public of _____
My Commission Expires: Sept 3, 2015

[Notary Seal]

LINDA K. MILLSPAW NOTARY PUBLIC SEBASTIAN COUNTY, ARKANSAS

ARTHUR R. SCROGGINS, JR.

Arthur R Scroggins Jr

STATE OF ARKANSAS)
) ACKNOWLEDGMENT
COUNTY OF Sebastian)

I, LINDA K. MILLSPAW (Notary Public for the State of Arkansas), do hereby certify that Arthur R. Scroggins, Jr., personally appeared before me this day and acknowledged the due execution of the foregoing instrument.

Witness my hand and official seal, this the 2 day of Apr., 2014.

Linda K. Millspaw
Notary Public of _____
My Commission Expires: Sept 3, 2015

[Notary Seal]

LINDA K. MILLSPAW NOTARY PUBLIC SEBASTIAN COUNTY, ARKANSAS

CAROL SCROGGINS

Carol Scroggins

STATE OF ARKANSAS)
) ACKNOWLEDGMENT
COUNTY OF Sebastian)

I, LINDA K. MILLSPAW (Notary Public for the State of Arkansas), do hereby certify that Carol Scroggins personally appeared before me this day and acknowledged the due execution of the foregoing instrument.

Witness my hand and official seal, this the 2 day of Apr., 2014.

Linda K. Millspaw
Notary Public of _____
My Commission Expires: Sept 3, 2015

[Notary Seal]

LINDA K. MILLSPAW NOTARY PUBLIC SEBASTIAN COUNTY, ARKANSAS

MARIE SCROGGINS

Marie Scroggins

STATE OF ARKANSAS)
) ACKNOWLEDGMENT
COUNTY OF Sebastian)

I, LINDA K MILLSPAW (Notary Public for the State of Arkansas), do hereby certify that Marie Scroggins personally appeared before me this day and acknowledged the due execution of the foregoing instrument.

Witness my hand and official seal, this the 2 day of Apr., 2014.

Linda K. Millspaw
Notary Public of _____
My Commission Expires: Sept 3, 2015

[Notary Seal]

LINDA K. MILLSPAW NOTARY PUBLIC SEBASTIAN COUNTY, ARKANSAS

EXHIBIT A
Legal Description

Lot 18, Block E, Brazil & Jacob's Homesite Acres now an addition to the City of Fort Smith, Arkansas.

Exhibit UU

1900 Jacobs Avenue

STATE OF ARKANSAS)
) **DECLARATION OF COVENANTS,**
) CONDITIONS AND RESTRICTIONS
COUNTY OF SEBASTIAN)

THIS DECLARATION OF COVENANTS, CONDITIONS AND RESTRICTIONS (this "Declaration") is made as of the date set forth on the signature page hereof by Oscar T. Long, Jr. and Delmar Long (the "Declarant").

W I T N E S S E T H

WHEREAS, Declarant is the owner of the real property described on Exhibit A ("Property") and desires to restrict the Property as provided herein.

NOW THEREFORE, Declarant hereby declares that all of the Property shall be held, sold, used, and conveyed subject to the following restrictions, covenants, and conditions, which shall run with the title to the Property. This Declaration shall be binding upon all parties having any right, title, or interest in any portion of the Property, their heirs, successors, successors-in-title, and assigns, and shall inure to the benefit of the owner of the Property.

BY THE RECORDING OF A DEED OR THE ACCEPTANCE OF TITLE TO THE PROPERTY OR ANY INTEREST THEREIN, THE PERSON TO WHOM SUCH PARCEL OR INTEREST THEREIN IS CONVEYED AND SUCH PERSON'S HEIRS, LEGAL REPRESENTATIVES, SUCCESSORS, LESSEES, GRANTEES, ASSIGNS AND BENEFICIARIES SHALL BE DEEMED TO HAVE AGREED TO BE BOUND BY THIS DECLARATION.

1. The Property has groundwater within or beneath it that has been determined by the Arkansas Department of Environmental Quality (the "Department") to be contaminated with trichloroethylene ("TCE"), making it unsafe for consumptive uses.

2. Contaminated groundwater under the Property shall not be extracted, disturbed, or utilized in any way, except for:
   (a) extracting, treating and monitoring groundwater in accordance with a monitoring plan approved by the Department;
   (b) dewatering or excavating beneath the water table, if incidental to normal construction activities, with prior written approval of the Department; or,
   (c) incidental passive collection of groundwater that may enter any structures or trenches constructed below the ground surface, provided that said groundwater is managed in accordance with applicable law.

3. With the exception of personal injury claims, all claims for damages related to TCE contamination of the property by Whirlpool Corporation have been released.

4. The covenants, conditions and restrictions set forth herein shall run with the title to the Property and shall be binding upon Declarant and his/her successors and assign shall

include the following notice on all deeds, mortgages, plats, or any legal instruments used to convey any interest in the Property (failure to comply with this paragraph does not impair the validity or enforceability of this Declaration):

> NOTICE: This Property is subject to Declaration of Covenants, Conditions and Restrictions recorded at the Register of Deeds of Sebastian County in Book ____, Page ____.

5. This Declaration shall bind and restrict the Property for a period of years extending until the clean up goals established by the Department or a successor governmental agency are met and the Department determines that the restrictions set forth herein are no longer required, at which time this Declaration shall be null and void and the restrictions contained herein shall have no force or effect.

IN WITNESS WHEREOF, the undersigned Declarant has executed this Declaration, this 10 day of July, 2015.

Delmar Long

OSCAR T. LONG, JR. and DELMAR LONG

STATE OF ARKANSAS)
)
COUNTY OF Crawford) ACKNOWLEDGMENT

I, Jeri Partlow (Notary Public for the State of Arkansas), do hereby certify that Delmar Long personally appeared before me this day and acknowledged the due execution of the foregoing instrument.

Witness my hand and official seal, this the 10 day of July, 2015.

Jeri Partlow

Notary Public of Crawford
My Commission Expires: 2-8-2024

[Notary Seal]

JERI L. PARTLOW
CRAWFORD COUNTY
NOTARY PUBLIC - ARKANSAS
My Commission Expires February 08, 2024
Commission No. 12398130

EXHIBIT A
Legal Description

Lot 12, Block H, Brazil & Jacob's Homesite Acres, as shown by plat filed May 31, 1947.

Exhibit VV

1904 Jacobs Avenue

2015F-10675 3
2015F-10675
Certificate of Record
FORT SMITH DISTRICT
SEBASTIAN COUNTY, ARKANSAS
SHARON BROOKS, CLERK & RECORDER
07/31/2015 02:35:58PM
Fee: 25.00 Pages: 3

STATE OF ARKANSAS)
) **DECLARATION OF COVENANTS,**
) **CONDITIONS AND RESTRICTIONS**
COUNTY OF SEBASTIAN)

THIS DECLARATION OF COVENANTS, CONDITIONS AND RESTRICTIONS (this "Declaration") is made as of the date set forth on the signature page hereof by Glenda Wilson (the "Declarant").

WITNESSETH

WHEREAS, Declarant is the owner of the real property ("Property") and desires to restrict the Property as provided herein.

NOW THEREFORE, Declarant hereby declares that all of the Property shall be held, sold, used, and conveyed subject to the following restrictions, covenants, and conditions, which shall run with the title to the Property. This Declaration shall be binding upon all parties having any right, title, or interest in any portion of the Property, their heirs, successors, successors-in-title, and assigns, and shall inure to the benefit of the owner of the Property.

BY THE RECORDING OF A DEED OR THE ACCEPTANCE OF TITLE TO THE PROPERTY OR ANY INTEREST THEREIN, THE PERSON TO WHOM SUCH PARCEL OR INTEREST THEREIN IS CONVEYED AND SUCH PERSON'S HEIRS, LEGAL REPRESENTATIVES, SUCCESSORS, LESSEES, GRANTEES, ASSIGNS AND BENEFICIARIES SHALL BE DEEMED TO HAVE AGREED TO BE BOUND BY THIS DECLARATION.

1. The Property has groundwater within or beneath it that has been determined by the Arkansas Department of Environmental Quality (the "Department") to be contaminated with trichloroethylene ("TCE"), making it unsafe for consumptive uses.

2. Contaminated groundwater under the Property shall not be extracted, disturbed, or utilized in any way, except for:
   (a) extracting, treating and monitoring groundwater in accordance with a monitoring plan approved by the Department;
   (b) dewatering or excavating beneath the water table, if incidental to normal construction activities, with prior written approval of the Department; or,
   (c) incidental passive collection of groundwater that may enter any structures or trenches constructed below the ground surface, provided that said groundwater is managed in accordance with applicable law.

3. With the exception of personal injury claims, all claims for damages related to TCE contamination of the property by Whirlpool Corporation have been released.

4. The covenants, conditions and restrictions set forth herein shall run with the title to the Property and shall be binding upon Declarant and his/her successors and assign shall

include the following notice on all deeds, mortgages, plats, or any legal instruments used to convey any interest in the Property (failure to comply with this paragraph does not impair the validity or enforceability of this Declaration):

> NOTICE: This Property is subject to Declaration of Covenants, Conditions and Restrictions recorded at the Register of Deeds of Sebastian County in Book ____, Page ____.

5. This Declaration shall bind and restrict the Property for a period of years extending until the clean up goals established by the Department or a successor governmental agency are met and the Department determines that the restrictions set forth herein are no longer required, at which time this Declaration shall be null and void and the restrictions contained herein shall have no force or effect.

IN WITNESS WHEREOF, the undersigned Declarant has executed this Declaration, this 13th day of April, 2015.

PROPERTY OWNER, GLENDA WILSON

Glenda Wilson

STATE OF ARKANSAS)
)
COUNTY OF Benton) ACKNOWLEDGMENT

I, Caitlin Shemin (Notary Public for the State of Arkansas), do hereby certify that Glenda Wilson personally appeared before me this day and acknowledged the due execution of the foregoing instrument.

Witness my hand and official seal, this the 13th day of April, 2015.

CAITLIN V. SHEMIN
BENTON COUNTY
NOTARY PUBLIC -- ARKANSAS
My Commission Expires Nov. 7, 2021
Commission No. 12385005

Notary Public of Benton Co, AR
My Commission Expires: November 7, 2021

[Notary Seal]

EXHIBIT A
Legal Description

Lot 13 in Block "H" in Brazil & Jacob's Homesite Acres, as shown by Plat filed May 31st, 1947.

Being a part of the North half of Section 4, Township 7 North of Range 32 West.

Exhibit WW

1908 Jacobs Avenue

FORT SMITH DISTRICT
SEBASTIAN CO, AR - SHARON BROOKS
06/02/2015 03:24:09PM
2015F-07565 Pages: 3

STATE OF ARKANSAS)
) **DECLARATION OF COVENANTS,**
) **CONDITIONS AND RESTRICTIONS**
COUNTY OF SEBASTIAN)

THIS DECLARATION OF COVENANTS, CONDITIONS AND RESTRICTIONS (this "Declaration") is made as of the date set forth on the signature page hereof by David and Becky Love (the "Declarant").

W I T N E S S E T H

WHEREAS, Declarant is the owner of the real property described on Exhibit A ("Property") and desires to restrict the Property as provided herein.

NOW THEREFORE, Declarant hereby declares that all of the Property shall be held, sold, used, and conveyed subject to the following restrictions, covenants, and conditions, which shall run with the title to the Property. This Declaration shall be binding upon all parties having any right, title, or interest in any portion of the Property, their heirs, successors, successors-in-title, and assigns, and shall inure to the benefit of the owner of the Property.

BY THE RECORDING OF A DEED OR THE ACCEPTANCE OF TITLE TO THE PROPERTY OR ANY INTEREST THEREIN, THE PERSON TO WHOM SUCH PARCEL OR INTEREST THEREIN IS CONVEYED AND SUCH PERSON'S HEIRS, LEGAL REPRESENTATIVES, SUCCESSORS, LESSEES, GRANTEES, ASSIGNS AND BENEFICIARIES SHALL BE DEEMED TO HAVE AGREED TO BE BOUND BY THIS DECLARATION.

1. The Property has groundwater within or beneath it that has been determined by the Arkansas Department of Environmental Quality (the "Department") to be contaminated with trichloroethylene ("TCE"), making it unsafe for consumptive uses.

2. Contaminated groundwater under the Property shall not be extracted, disturbed, or utilized in any way, except for:
   (a) extracting, treating and monitoring groundwater in accordance with a monitoring plan approved by the Department;
   (b) dewatering or excavating beneath the water table, if incidental to normal construction activities, with prior written approval of the Department; or,
   (c) incidental passive collection of groundwater that may enter any structures or trenches constructed below the ground surface, provided that said groundwater is managed in accordance with applicable law.

3. With the exception of personal injury claims, all claims for damages related to TCE contamination of the property by Whirlpool Corporation have been released.

4. The covenants, conditions and restrictions set forth herein shall run with the title to the Property and shall be binding upon Declarant and his/her successors and assign shall

3/25

include the following notice on all deeds, mortgages, plats, or any legal instruments used to convey any interest in the Property (failure to comply with this paragraph does not impair the validity or enforceability of this Declaration):

> NOTICE: This Property is subject to Declaration of Covenants, Conditions and Restrictions recorded at the Register of Deeds of Sebastian County in Book ____, Page ____.

5. This Declaration shall bind and restrict the Property for a period of years extending until the clean up goals established by the Department or a successor governmental agency are met and the Department determines that the restrictions set forth herein are no longer required, at which time this Declaration shall be null and void and the restrictions contained herein shall have no force or effect.

IN WITNESS WHEREOF, the undersigned Declarant has executed this Declaration, this 18th day of March, 2015.

David Love

Becky Love

DAVID AND BECKY LOVE

STATE OF ARKANSAS)
)
COUNTY OF Sebastian)

ACKNOWLEDGMENT

I, Sally Miller (Notary Public for the State of Arkansas), do hereby certify that David and Becky Love personally appeared before me this day and acknowledged the due execution of the foregoing instrument.

Witness my hand and official seal, this the 18th day of March, 2015.

Sally Miller

Notary Public of ARKANSAS
My Commission Expires: 01-25-2018

[Notary Seal]

OFFICIAL SEAL
SALLY MILLER
COMMISSION #12364740
NOTARY PUBLIC, ARKANSAS
SEBASTIAN COUNTY
MY COMMISSION EXP. 01-25-2018

EXHIBIT A

Legal Description

Lot 14, in Block "H", in Brazil-Jacob's Homesite Acres, according to Plat filed May 31st, 1947. Being a part of the North half of Section 4, Township 7 North of Range 32 West.

Exhibit XX

2002 Jacobs Avenue

2015F-09196 3
2015F-09196
Certificate of Record
FORT SMITH DISTRICT
SEBASTIAN COUNTY, ARKANSAS
SHIRLEY RIEDER, CIRCUIT CLERK & RECORDER
07/02/2015 04:16:28PM
Fee: 25.00 Pages: 3

STATE OF ARKANSAS)
)
COUNTY OF SEBASTIAN)

DECLARATION OF COVENANTS, CONDITIONS AND RESTRICTIONS

THIS DECLARATION OF COVENANTS, CONDITIONS AND RESTRICTIONS (this "Declaration") is made as of the date set forth on the signature page hereof by Shirley Rieder (the "Declarant").

WITNESSETH

WHEREAS, Declarant is the owner of the real property described on Exhibit A ("Property") and desires to restrict the Property as provided herein.

NOW THEREFORE, Declarant hereby declares that all of the Property shall be held, sold, used, and conveyed subject to the following restrictions, covenants, and conditions, which shall run with the title to the Property. This Declaration shall be binding upon all parties having any right, title, or interest in any portion of the Property, their heirs, successors, successors-in-title, and assigns, and shall inure to the benefit of the owner of the Property.

BY THE RECORDING OF A DEED OR THE ACCEPTANCE OF TITLE TO THE PROPERTY OR ANY INTEREST THEREIN, THE PERSON TO WHOM SUCH PARCEL OR INTEREST THEREIN IS CONVEYED AND SUCH PERSON'S HEIRS, LEGAL REPRESENTATIVES, SUCCESSORS, LESSEES, GRANTEES, ASSIGNS AND BENEFICIARIES SHALL BE DEEMED TO HAVE AGREED TO BE BOUND BY THIS DECLARATION.

1. The Property has groundwater within or beneath it that has been determined by the Arkansas Department of Environmental Quality (the "Department") to be contaminated with trichloroethylene ("TCE"), making it unsafe for consumptive uses.

2. Contaminated groundwater under the Property shall not be extracted, disturbed, or utilized in any way, except for:
   (a) extracting, treating and monitoring groundwater in accordance with a monitoring plan approved by the Department;
   (b) dewatering or excavating beneath the water table, if incidental to normal construction activities, with prior written approval of the Department; or,
   (c) incidental passive collection of groundwater that may enter any structures or trenches constructed below the ground surface, provided that said groundwater is managed in accordance with applicable law.

3. With the exception of personal injury claims, all claims for damages related to TCE contamination of the property by Whirlpool Corporation have been released.

4. The covenants, conditions and restrictions set forth herein shall run with the title to the Property and shall be binding upon Declarant and his/her successors and assign shall

include the following notice on all deeds, mortgages, plats, or any legal instruments used to convey any interest in the Property (failure to comply with this paragraph does not impair the validity or enforceability of this Declaration):

> NOTICE: This Property is subject to Declaration of Covenants, Conditions and Restrictions recorded at the Register of Deeds of Sebastian County in Book ____, Page ____.

5. This Declaration shall bind and restrict the Property for a period of years extending until the clean up goals established by the Department or a successor governmental agency are met and the Department determines that the restrictions set forth herein are no longer required, at which time this Declaration shall be null and void and the restrictions contained herein shall have no force or effect.

IN WITNESS WHEREOF, the undersigned Declarant has executed this Declaration, this 22 day of June, 2015.

Shirley Rieder

Shirley Rieder

ACKNOWLEDGMENT

STATE OF ARKANSAS)
)
COUNTY OF Sebastian)

I, Tammera E Spears (Notary Public for the State of Arkansas), do hereby certify that Shirley Rieder personally appeared before me this day and acknowledged the due execution of the foregoing instrument.

Witness my hand and official seal, this the 22nd day of June, 2015.

Tammera E Spears

Notary Public of Arkansas
My Commission Expires: May 1, 2018

[Notary Seal]



EXHIBIT A
Legal Description

The west 72 feet of the north 178.2 feet of Lot 1, Block I, of Brazil and Jacob's Homesite Acres, as shown by plat filed May 31, 1947, being a part of the North half of Section 4, Township 7, Range 32 W, now an addition to the City of Fort Smith, Sebastian County, Arkansas.

Exhibit YY

2004 Jacobs Avenue

2015F-09025 3
2015F-09025
Certificate of Record
FORT SMITH DISTRICT
SEBASTIAN COUNTY, ARKANSAS
SHARON BROOKS, CLERK & RECORDER
06/30/2015 12:55:02PM
Fee: 25.00 Pages: 3

STATE OF ARKANSAS)
) **DECLARATION OF COVENANTS,**
) **CONDITIONS AND RESTRICTIONS**
COUNTY OF SEBASTIAN)

THIS DECLARATION OF COVENANTS, CONDITIONS AND RESTRICTIONS (this "Declaration") is made as of the date set forth on the signature page hereof by Mark Gamble (the "Declarant").

WITNESSETH

WHEREAS, Declarant is the owner of the real property described on Exhibit A ("Property") and desires to restrict the Property as provided herein.

NOW THEREFORE, Declarant hereby declares that all of the Property shall be held, sold, used, and conveyed subject to the following restrictions, covenants, and conditions, which shall run with the title to the Property. This Declaration shall be binding upon all parties having any right, title, or interest in any portion of the Property, their heirs, successors, successors-in-title, and assigns, and shall inure to the benefit of the owner of the Property.

BY THE RECORDING OF A DEED OR THE ACCEPTANCE OF TITLE TO THE PROPERTY OR ANY INTEREST THEREIN, THE PERSON TO WHOM SUCH PARCEL OR INTEREST THEREIN IS CONVEYED AND SUCH PERSON'S HEIRS, LEGAL REPRESENTATIVES, SUCCESSORS, LESSEES, GRANTEES, ASSIGNS AND BENEFICIARIES SHALL BE DEEMED TO HAVE AGREED TO BE BOUND BY THIS DECLARATION.

1. The Property has groundwater within or beneath it that has been determined by the Arkansas Department of Environmental Quality (the "Department") to be contaminated with trichloroethylene ("TCE"), making it unsafe for consumptive uses.

2. Contaminated groundwater under the Property shall not be extracted, disturbed, or utilized in any way, except for:
   (a) extracting, treating and monitoring groundwater in accordance with a monitoring plan approved by the Department;
   (b) dewatering or excavating beneath the water table, if incidental to normal construction activities, with prior written approval of the Department; or,
   (c) incidental passive collection of groundwater that may enter any structures or trenches constructed below the ground surface, provided that said groundwater is managed in accordance with applicable law.

3. With the exception of personal injury claims, all claims for damages related to TCE contamination of the property by Whirlpool Corporation have been released.

4. The covenants, conditions and restrictions set forth herein shall run with the title to the Property and shall be binding upon Declarant and his/her successors and assign shall

mg

include the following notice on all deeds, mortgages, plats, or any legal instruments used to convey any interest in the Property (failure to comply with this paragraph does not impair the validity or enforceability of this Declaration):

> NOTICE: This Property is subject to Declaration of Covenants, Conditions and Restrictions recorded at the Register of Deeds of Sebastian County in Book ____, Page ____.

5. This Declaration shall bind and restrict the Property for a period of years extending until the clean up goals established by the Department or a successor governmental agency are met and the Department determines that the restrictions set forth herein are no longer required, at which time this Declaration shall be null and void and the restrictions contained herein shall have no force or effect.

IN WITNESS WHEREOF, the undersigned Declarant has executed this Declaration, this 23 day of ~~2015~~.

Mark Gamble

ACKNOWLEDGMENT

STATE OF ARKANSAS)
)
COUNTY OF Sebastian)

I, Julie Ralph (Notary Public for the State of Arkansas), do hereby certify that Mark Gamble personally appeared before me this day and acknowledged the due execution of the foregoing instrument.

Witness my hand and official seal, this the 23 day of June, 2015.

Notary Public of Benton Cty
My Commission Expires: 2-11-2023

[Notary Seal]

JULIE RALPH
No. 12392015
NOTARY PUBLIC
EXPIRES 02-11-2023
BENTON COUNTY - ARKANSAS

mc

EXHIBIT A
Legal Description

The north 178 feet of the west 54 feet of Lot 2, and the North 178.2 of the east 18 feet of Lot 1, Block I, of Brazil and Jacob's Homesite Acres, as shown by plat filed May 31, 1947, being a part of the North half of Section 4, Township 7, Range 32 W, now an addition to the City of Fort Smith, Sebastian County, Arkansas.

MG

Exhibit ZZ

5921 Ferguson Street

2015F-10673 3
2015F-10673
Certificate of Record
FORT SMITH DISTRICT
SEBASTIAN COUNTY, ARKANSAS
CHRIS BROOKS, CIRCUIT CLERK & RECORDER
07/31/2015 02:35:56PM
Fee: 25.00 Pages: 3

STATE OF ARKANSAS)
)
COUNTY OF SEBASTIAN)

DECLARATION OF COVENANTS, CONDITIONS AND RESTRICTIONS

THIS DECLARATION OF COVENANTS, CONDITIONS AND RESTRICTIONS (this "Declaration") is made as of the date set forth on the signature page hereof by Caryn Caddell (the "Declarant").

W I T N E S S E T H

WHEREAS, Declarant is the owner of the real property ("Property") and desires to restrict the Property as provided herein.

NOW THEREFORE, Declarant hereby declares that all of the Property shall be held, sold, used, and conveyed subject to the following restrictions, covenants, and conditions, which shall run with the title to the Property. This Declaration shall be binding upon all parties having any right, title, or interest in any portion of the Property, their heirs, successors, successors-in-title, and assigns, and shall inure to the benefit of the owner of the Property.

BY THE RECORDING OF A DEED OR THE ACCEPTANCE OF TITLE TO THE PROPERTY OR ANY INTEREST THEREIN, THE PERSON TO WHOM SUCH PARCEL OR INTEREST THEREIN IS CONVEYED AND SUCH PERSON'S HEIRS, LEGAL REPRESENTATIVES, SUCCESSORS, LESSEES, GRANTEES, ASSIGNS AND BENEFICIARIES SHALL BE DEEMED TO HAVE AGREED TO BE BOUND BY THIS DECLARATION.

1. The Property has groundwater within or beneath it that has been determined by the Arkansas Department of Environmental Quality (the "Department") to be contaminated with trichloroethylene ("TCE"), making it unsafe for consumptive uses.

2. Contaminated groundwater under the Property shall not be extracted, disturbed, or utilized in any way, except for:
   (a) extracting, treating and monitoring groundwater in accordance with a monitoring plan approved by the Department;
   (b) dewatering or excavating beneath the water table, if incidental to normal construction activities, with prior written approval of the Department; or,
   (c) incidental passive collection of groundwater that may enter any structures or trenches constructed below the ground surface, provided that said groundwater is managed in accordance with applicable law.

3. With the exception of personal injury claims, all claims for damages related to TCE contamination of the property by Whirlpool Corporation have been released.

4. The covenants, conditions and restrictions set forth herein shall run with the title to the Property and shall be binding upon Declarant and his/her successors and assign shall

3/25

include the following notice on all deeds, mortgages, plats, or any legal instruments used to convey any interest in the Property (failure to comply with this paragraph does not impair the validity or enforceability of this Declaration):

> NOTICE: This Property is subject to Declaration of Covenants, Conditions and Restrictions recorded at the Register of Deeds of Sebastian County in Book ____, Page ____.

5. This Declaration shall bind and restrict the Property for a period of years extending until the clean up goals established by the Department or a successor governmental agency are met and the Department determines that the restrictions set forth herein are no longer required, at which time this Declaration shall be null and void and the restrictions contained herein shall have no force or effect.

IN WITNESS WHEREOF, the undersigned Declarant has executed this Declaration, this 13th day of April, 2015.

PROPERTY OWNER, CARYN CADDELL

Caryn Caddell

STATE OF ARKANSAS)
)
COUNTY OF Benton)

ACKNOWLEDGMENT

I, Caitlin V. Shemin (Notary Public for the State of Arkansas), do hereby certify that Caryn Caddell personally appeared before me this day and acknowledged the due execution of the foregoing instrument.

Witness my hand and official seal, this the 13th day of April, 2015.

CAITLIN V. SHEMIN
BENTON COUNTY
NOTARY PUBLIC -- ARKANSAS
My Commission Expires Nov. 7, 2021
Commission No. 12385005

Notary Public of Benton Co, AR
My Commission Expires: November 1, 2021

[Notary Seal]

Exhibit A
Legal Description

The North 69.00 feet of Lot 28 and the North 69.00 feet of the West 50.00 feet of Lot 27, Block "E", Brazil & Jacobs Homesite Acres, and Addition to the City of Fort Smith, Arkansas.

Subject to easements, right-of-ways, and protective covenants of record, if any.

Exhibit AAA

5923 Ferguson Street

FORT SMITH DISTRICT
SEBASTIAN CO, AR - SHARON BROOKS
06/02/2015 02:36:35PM
2015F-07532 Pages: 3

STATE OF ARKANSAS)
) **DECLARATION OF COVENANTS,**
) **CONDITIONS AND RESTRICTIONS**
COUNTY OF SEBASTIAN)

THIS DECLARATION OF COVENANTS, CONDITIONS AND RESTRICTIONS (this "Declaration") is made as of the date set forth on the signature page hereof by Adam Ryan Rogers (the "Declarant").

W I T N E S S E T H

WHEREAS, Declarant is the owner of the real property described on Exhibit A ("Property") and desires to restrict the Property as provided herein.

NOW THEREFORE, Declarant hereby declares that all of the Property shall be held, sold, used, and conveyed subject to the following restrictions, covenants, and conditions, which shall run with the title to the Property. This Declaration shall be binding upon all parties having any right, title, or interest in any portion of the Property, their heirs, successors, successors-in-title, and assigns, and shall inure to the benefit of the owner of the Property.

BY THE RECORDING OF A DEED OR THE ACCEPTANCE OF TITLE TO THE PROPERTY OR ANY INTEREST THEREIN, THE PERSON TO WHOM SUCH PARCEL OR INTEREST THEREIN IS CONVEYED AND SUCH PERSON'S HEIRS, LEGAL REPRESENTATIVES, SUCCESSORS, LESSEES, GRANTEES, ASSIGNS AND BENEFICIARIES SHALL BE DEEMED TO HAVE AGREED TO BE BOUND BY THIS DECLARATION.

1. The Property has groundwater within or beneath it that has been determined by the Arkansas Department of Environmental Quality (the "Department") to be contaminated with trichloroethylene ("TCE"), making it unsafe for consumptive uses.

2. Contaminated groundwater under the Property shall not be extracted, disturbed, or utilized in any way, except for:
   (a) extracting, treating and monitoring groundwater in accordance with a monitoring plan approved by the Department;
   (b) dewatering or excavating beneath the water table, if incidental to normal construction activities, with prior written approval of the Department; or,
   (c) incidental passive collection of groundwater that may enter any structures or trenches constructed below the ground surface, provided that said groundwater is managed in accordance with applicable law.

3. With the exception of personal injury claims, all claims for damages related to TCE contamination of the property by Whirlpool Corporation have been released.

4. The covenants, conditions and restrictions set forth herein shall run with the title to the Property and shall be binding upon Declarant and his/her successors and assign shall

3/25

include the following notice on all deeds, mortgages, plats, or any legal instruments used to convey any interest in the Property (failure to comply with this paragraph does not impair the validity or enforceability of this Declaration):

> NOTICE: This Property is subject to Declaration of Covenants, Conditions and Restrictions recorded at the Register of Deeds of Sebastian County in Book ____, Page ____.

5. This Declaration shall bind and restrict the Property for a period of years extending until the clean up goals established by the Department or a successor governmental agency are met and the Department determines that the restrictions set forth herein are no longer required, at which time this Declaration shall be null and void and the restrictions contained herein shall have no force or effect.

IN WITNESS WHEREOF, the undersigned Declarant has executed this Declaration, this 18 day of March, 2015.

ADAM RYAN ROGERS

STATE OF ARKANSAS)
)
COUNTY OF Sebastian)

ACKNOWLEDGMENT

I, Aaron Sutterfield (Notary Public for the State of Arkansas), do hereby certify that Adam Ryan Rogers personally appeared before me this day and acknowledged the due execution of the foregoing instrument.

Witness my hand and official seal, this the 18 day of March, 2015.

Notary Public of _____
My Commission Expires: 6-6-24

[Notary Seal]

STATE OF NOTARY PUBLIC ARKANSAS
AARON SUTTERFIELD
Notary Seal, State of Arkansas
Sebastian County
Commission Number 12398942
My Commission Expires June 6, 2024

EXHIBIT A

Legal Description

Part of Lots 27 and 28 in Block "E" in Brazil & Jacobs Homesite Acres as shown by Plat filed May 31, 1947, now an Addition to the City of Fort Smith, Sebastian County, Arkansas, as follows: Beginning at a point 69 feet South of the Northwest corner of said Lot 28, thence South 69 feet, thence East 150 feet, thence North 69 feet, thence West 150 feet to the point of beginning.

Exhibit BBB

1501 Jacobs

FORT SMITH DISTRICT
SEBASTIAN CO, AR - SHARON BROOKS
09/21/2015 02:27:28PM
2015F-13522 Pages: 3

STATE OF ARKANSAS)
) **DECLARATION OF COVENANTS,**
) **CONDITIONS AND RESTRICTIONS**
COUNTY OF SEBASTIAN)

THIS DECLARATION OF COVENANTS, CONDITIONS AND RESTRICTIONS (this "Declaration") is made as of the date set forth on the signature page hereof by Whirlpool Corporation (the "Declarant").

WITNESSETH

WHEREAS, Declarant is the owner of the real property described on Exhibit A ("Property") and desires to restrict the Property as provided herein.

NOW THEREFORE, Declarant hereby declares that all of the Property shall be held, sold, used, and conveyed subject to the following restrictions, covenants, and conditions, which shall run with the title to the Property. This Declaration shall be binding upon all parties having any right, title, or interest in any portion of the Property, their heirs, successors, successorsintitle, and assigns, and shall inure to the benefit of the owner of the Property.

BY THE RECORDING OF A DEED OR THE ACCEPTANCE OF TITLE TO THE PROPERTY OR ANY INTEREST THEREIN, THE PERSON TO WHOM SUCH PARCEL OR INTEREST THEREIN IS CONVEYED AND SUCH PERSON'S HEIRS, LEGAL REPRESENTATIVES, SUCCESSORS, LESSEES, GRANTEES, ASSIGNS AND BENEFICIARIES SHALL BE DEEMED TO HAVE AGREED TO BE BOUND BY THIS DECLARATION.

1. The Property has groundwater within or beneath it that has been determined by the Arkansas Department of Environmental Quality (the "Department") to be contaminated with trichloroethylene ("TCE"), making it unsafe for consumptive uses.

2. Contaminated groundwater under the Property shall not be extracted, disturbed, or utilized in any way, except for:
   (a) extracting, treating and monitoring groundwater in accordance with a monitoring plan approved by the Department;
   (b) dewatering or excavating beneath the water table, if incidental to normal construction activities, with prior written approval of the Department; or,
   (c) incidental passive collection of groundwater that may enter any structures or trenches constructed below the ground surface, provided that said groundwater is managed in accordance with applicable law.

3. With the exception of personal injury claims, all claims for damages related to TCE contamination of the property by Whirlpool Corporation have been released.

4. The covenants, conditions and restrictions set forth herein shall run with the title to the Property and shall be binding upon Declarant and its successors and assign shall include

3/25

the following notice on all deeds, mortgages, plats, or any legal instruments used to convey any interest in the Property (failure to comply with this paragraph does not impair the validity or enforceability of this Declaration):

> NOTICE: This Property is subject to Declaration of Covenants, Conditions and Restrictions recorded at the Register of Deeds of Sebastian County in Book ____, Page ____.

5. This Declaration shall bind and restrict the Property for a period of years extending until the clean up goals established by the Department or a successor governmental agency are met and the Department determines that the restrictions set forth herein are no longer required, at which time this Declaration shall be null and void and the restrictions contained herein shall have no force or effect.

IN WITNESS WHEREOF, the undersigned Declarant has executed this Declaration, this 2ND day of SEPTEMBER, 2015.

Lee Utke
Senior Director, Corporate Real Estate
Whirlpool Corporation

STATE OF MICHIGAN)
)
COUNTY OF Berrien)

ACKNOWLEDGMENT

I, Lorraine Seeland (Notary Public for the State of Michigan), do hereby certify that Lee R. Utke personally appeared before me this day and acknowledged the due execution of the foregoing instrument.

Witness my hand and official seal, this the 2nd day of Sept., 2015.

Lorraine Seeland
Notary Public of State of Michigan
My Commission Expires: 9-30-2020

[Notary Seal]

LORRAINE SEELAND
Notary Public, State of MI
County of Berrien
My Commission Expires 09-30-2020
Acting in the County of Berrien

EXHIBIT A

The East 75.00 feet of Lot 26, Block "E", Brazil and Jacob's Homesite Acres, an Addition to the City of Fort Smith, Arkansas. Subject to all easements, covenants and restrictions. Subject to all previous reservations, exceptions and conveyances of oil, gas and other minerals. Subject to any oil and gas leases.

Exhibit CCC

1808 Jacobs

FORT SMITH DISTRICT
SEBASTIAN CO, AR - SHARON BROOKS
09/21/2015 02:27:26PM
2015F-13520 Pages: 3

STATE OF ARKANSAS)
)
) **DECLARATION OF COVENANTS,**
) **CONDITIONS AND RESTRICTIONS**
COUNTY OF SEBASTIAN)

THIS DECLARATION OF COVENANTS, CONDITIONS AND RESTRICTIONS (this "Declaration") is made as of the date set forth on the signature page hereof by Oscar T. Long, Jr. and Delmar Long (the "Declarant").

WITNESSETH

WHEREAS, Declarant is the owner of the real property described on Exhibit A ("Property") and desires to restrict the Property as provided herein.

NOW THEREFORE, Declarant hereby declares that all of the Property shall be held, sold, used, and conveyed subject to the following restrictions, covenants, and conditions, which shall run with the title to the Property. This Declaration shall be binding upon all parties having any right, title, or interest in any portion of the Property, their heirs, successors, successors-in-title, and assigns, and shall inure to the benefit of the owner of the Property.

BY THE RECORDING OF A DEED OR THE ACCEPTANCE OF TITLE TO THE PROPERTY OR ANY INTEREST THEREIN, THE PERSON TO WHOM SUCH PARCEL OR INTEREST THEREIN IS CONVEYED AND SUCH PERSON'S HEIRS, LEGAL REPRESENTATIVES, SUCCESSORS, LESSEES, GRANTEES, ASSIGNS AND BENEFICIARIES SHALL BE DEEMED TO HAVE AGREED TO BE BOUND BY THIS DECLARATION.

1. The Property has groundwater within or beneath it that has been determined by the Arkansas Department of Environmental Quality (the "Department") to be contaminated with trichloroethylene ("TCE"), making it unsafe for consumptive uses.

2. Contaminated groundwater under the Property shall not be extracted, disturbed, or utilized in any way, except for:
   (a) extracting, treating and monitoring groundwater in accordance with a monitoring plan approved by the Department;
   (b) dewatering or excavating beneath the water table, if incidental to normal construction activities, with prior written approval of the Department; or,
   (c) incidental passive collection of groundwater that may enter any structures or trenches constructed below the ground surface, provided that said groundwater is managed in accordance with applicable law.

3. With the exception of personal injury claims, all claims for damages related to TCE contamination of the property by Whirlpool Corporation have been released.

4. The covenants, conditions and restrictions set forth herein shall run with the title to the Property and shall be binding upon Declarant and his/her successors and assign shall

3/25

include the following notice on all deeds, mortgages, plats, or any legal instruments used to convey any interest in the Property (failure to comply with this paragraph does not impair the validity or enforceability of this Declaration):

> NOTICE: This Property is subject to Declaration of Covenants, Conditions and Restrictions recorded at the Register of Deeds of Sebastian County in Book ____, Page ____.

5. This Declaration shall bind and restrict the Property for a period of years extending until the clean up goals established by the Department or a successor governmental agency are met and the Department determines that the restrictions set forth herein are no longer required, at which time this Declaration shall be null and void and the restrictions contained herein shall have no force or effect.

IN WITNESS WHEREOF, the undersigned Declarant has executed this Declaration, this 10 day of July, 2015.

Delmar Long

OSCAR T. LONG, JR. and DELMAR LONG

STATE OF ARKANSAS)
)
COUNTY OF Crawford)

ACKNOWLEDGMENT

I, Jeri Partlow (Notary Public for the State of Arkansas), do hereby certify that Delmar Long personally appeared before me this day and acknowledged the due execution of the foregoing instrument.

Witness my hand and official seal, this the 10 day of July, 2015.

Jeri Partlow

Notary Public of Crawford
My Commission Expires: 2-8-2024

[Notary Seal]

JERI L. PARTLOW
CRAWFORD COUNTY
NOTARY PUBLIC - ARKANSAS
My Commission Expires February 08, 2024
Commission No. 12388180

EXHIBIT A
Legal Description

Lot 11, Block H, of Brazil and Jacob's Homesite Acres, as shown by plat filed May 31, 1947, being a part of the North half of Section 4, Township 7, Range 32 W, now an addition to the City of Fort Smith, Sebastian County, Arkansas.

Exhibit DDD

1900 Jacobs

FORT SMITH DISTRICT
SEBASTIAN CO, AR - SHARON BROOKS
09/21/2015 02:27:27PM
2015F-13521 Pages: 3

STATE OF ARKANSAS)
) **DECLARATION OF COVENANTS,**
) **CONDITIONS AND RESTRICTIONS**
COUNTY OF SEBASTIAN)

THIS DECLARATION OF COVENANTS, CONDITIONS AND RESTRICTIONS (this "Declaration") is made as of the date set forth on the signature page hereof by Oscar T. Long, Jr. and Delmar Long (the "Declarant").

WITNESSETH

WHEREAS, Declarant is the owner of the real property described on Exhibit A ("Property") and desires to restrict the Property as provided herein.

NOW THEREFORE, Declarant hereby declares that all of the Property shall be held, sold, used, and conveyed subject to the following restrictions, covenants, and conditions, which shall run with the title to the Property. This Declaration shall be binding upon all parties having any right, title, or interest in any portion of the Property, their heirs, successors, successors-in-title, and assigns, and shall inure to the benefit of the owner of the Property.

BY THE RECORDING OF A DEED OR THE ACCEPTANCE OF TITLE TO THE PROPERTY OR ANY INTEREST THEREIN, THE PERSON TO WHOM SUCH PARCEL OR INTEREST THEREIN IS CONVEYED AND SUCH PERSON'S HEIRS, LEGAL REPRESENTATIVES, SUCCESSORS, LESSEES, GRANTEES, ASSIGNS AND BENEFICIARIES SHALL BE DEEMED TO HAVE AGREED TO BE BOUND BY THIS DECLARATION.

1. The Property has groundwater within or beneath it that has been determined by the Arkansas Department of Environmental Quality (the "Department") to be contaminated with trichloroethylene ("TCE"), making it unsafe for consumptive uses.

2. Contaminated groundwater under the Property shall not be extracted, disturbed, or utilized in any way, except for:
   (a) extracting, treating and monitoring groundwater in accordance with a monitoring plan approved by the Department;
   (b) dewatering or excavating beneath the water table, if incidental to normal construction activities, with prior written approval of the Department; or,
   (c) incidental passive collection of groundwater that may enter any structures or trenches constructed below the ground surface, provided that said groundwater is managed in accordance with applicable law.

3. With the exception of personal injury claims, all claims for damages related to TCE contamination of the property by Whirlpool Corporation have been released.

4. The covenants, conditions and restrictions set forth herein shall run with the title to the Property and shall be binding upon Declarant and his/her successors and assign shall

3/25

include the following notice on all deeds, mortgages, plats, or any legal instruments used to convey any interest in the Property (failure to comply with this paragraph does not impair the validity or enforceability of this Declaration):

> NOTICE: This Property is subject to Declaration of Covenants, Conditions and Restrictions recorded at the Register of Deeds of Sebastian County in Book ____, Page ____.

5. This Declaration shall bind and restrict the Property for a period of years extending until the clean up goals established by the Department or a successor governmental agency are met and the Department determines that the restrictions set forth herein are no longer required, at which time this Declaration shall be null and void and the restrictions contained herein shall have no force or effect.

IN WITNESS WHEREOF, the undersigned Declarant has executed this Declaration, this 10 day of July, 2015.

Delmar Long

OSCAR T. LONG, JR. and DELMAR LONG

STATE OF ARKANSAS)
)
COUNTY OF Crawford)

ACKNOWLEDGMENT

I, Jeri Partlow (Notary Public for the State of Arkansas), do hereby certify that Delmar Long personally appeared before me this day and acknowledged the due execution of the foregoing instrument.

Witness my hand and official seal, this the 10 day of July, 2015.

Jeri Partlow

Notary Public of Crawford
My Commission Expires: 2-8-2024

[Notary Seal]

JERI L. PARTLOW
CRAWFORD COUNTY
NOTARY PUBLIC - ARKANSAS
My Commission Expires February 08, 2024
Commission No. 12398130

EXHIBIT A

Legal Description

Lot 12, Block H, of Brazil and Jacob's Homesite Acres, as shown by plat filed May 31, 1947, being a part of the North half of Section 4, Township 7, Range 32 W, now an addition to the City of Fort Smith, Sebastian County, Arkansas.

Exhibit EEE

1505 Jacobs

FORT SMITH DISTRICT
SEBASTIAN CO, AR - SHARON BROOKS
08/18/2015 12:58:32PM
2015F-11439 Pages: 6

STATE OF ARKANSAS)
) **DECLARATION OF COVENANTS,**
) **CONDITIONS AND RESTRICTIONS**
COUNTY OF SEBASTIAN)

THIS DECLARATION OF COVENANTS, CONDITIONS AND RESTRICTIONS (this "Declaration") is made as of the date set forth on the signature page hereof by Laretha Plunkett, Marsha Plunkett Brewer, Sandra Plunkett Phillips, and Linda Plunkett Cousins (the "Declarant").

W I T N E S S E T H

WHEREAS, Laretha Plunkess is the owner of a live estate to the real property described on Exhibit A ("Property") and, and that Marsha Plunkett Brewer, Sandra Plunkett Phillips, and Linda Plunkett Cousins are the remaindermen. Each desires to restrict the Property as provided herein.

NOW THEREFORE, Declarant hereby declares that all of the Property shall be held, sold, used, and conveyed subject to the following restrictions, covenants, and conditions, which shall run with the title to the Property. This Declaration shall be binding upon all parties having any right, title, or interest in any portion of the Property, their heirs, successors, successors-in-title, and assigns, and shall inure to the benefit of the owner of the Property.

BY THE RECORDING OF A DEED OR THE ACCEPTANCE OF TITLE TO THE PROPERTY OR ANY INTEREST THEREIN, THE PERSON TO WHOM SUCH PARCEL OR INTEREST THEREIN IS CONVEYED AND SUCH PERSON'S HEIRS, LEGAL REPRESENTATIVES, SUCCESSORS, LESSEES, GRANTEES, ASSIGNS AND BENEFICIARIES SHALL BE DEEMED TO HAVE AGREED TO BE BOUND BY THIS DECLARATION.

1. The Property has groundwater within or beneath it that has been determined by the Arkansas Department of Environmental Quality (the "Department") to be contaminated with trichloroethylene ("TCE"), making it unsafe for consumptive uses.

2. Contaminated groundwater under the Property shall not be extracted, disturbed, or utilized in any way, except for:
   (a) extracting, treating and monitoring groundwater in accordance with a monitoring plan approved by the Department;
   (b) dewatering or excavating beneath the water table, if incidental to normal construction activities, with prior written approval of the Department; or,
   (c) incidental passive collection of groundwater that may enter any structures or trenches constructed below the ground surface, provided that said groundwater is managed in accordance with applicable law.

3. With the exception of personal injury claims, all claims for damages related to TCE contamination of the property by Whirlpool Corporation have been released.

4. The covenants, conditions and restrictions set forth herein shall run with the title to the Property and shall be binding upon Declarant and his/her successors and assign shall include the following notice on all deeds, mortgages, plats, or any legal instruments used to convey any interest in the Property (failure to comply with this paragraph does not impair the validity or enforceability of this Declaration):

   NOTICE: This Property is subject to Declaration of Covenants, Conditions and Restrictions recorded at the Register of Deeds of Sebastian County in Book ____, Page ____.

5. This Declaration shall bind and restrict the Property for a period of years extending until the clean up goals established by the Department or a successor governmental agency are met and the Department determines that the restrictions set forth herein are no longer required, at which time this Declaration shall be null and void and the restrictions contained herein shall have no force or effect.

IN WITNESS WHEREOF, the undersigned Declarant has executed this Declaration, this 23rd day of June, 2015.

Laretha Plunkett

Laretha Plunkett

ACKNOWLEDGMENT

STATE OF ARKANSAS)
)
COUNTY OF Sebastian)

I, Bryant Law (Notary Public for the State of Arkansas), do hereby certify that Laretha Plunkett personally appeared before me this day and acknowledged the due execution of the foregoing instrument.

Witness my hand and official seal, this the 23rd day of June, 2015.

Bryant Law

Notary Public of Arkansas, Sebastian County
My Commission Expires: 7-11-2024

[Notary Seal]

BRYANT LAW
NOTARY PUBLIC-ARKANSAS
SEBASTIAN COUNTY
COMMISSION NO. 12400403
COMMISSION EXP. 7-11-2024

Marsha Plunkett Brewer

Marsha Plunkett Brewer

ACKNOWLEDGMENT

STATE OF TEXAS)
)
COUNTY OF Denton)

I, Staci Wallace (Notary Public for the State of Texas), do hereby certify that Marsha Plunkett Brewer personally appeared before me this day and acknowledged the due execution of the foregoing instrument.

Witness my hand and official seal, this the 1 day of August, 2015.

STACI LASHAY WALLACE
Notary Public
State of Texas
My Comm. Expires 08-18-2016

Notary Public of Denton, TX
My Commission Expires: 8/18/16

[Notary Seal]

Sandra Plunkett Phillips

ACKNOWLEDGMENT

STATE OF ARKANSAS)
)
COUNTY OF Johnson)

I, Morgan Jackson (Notary Public for the State of Arkansas), do hereby certify that Sandra Plunkett Phillips personally appeared before me this day and acknowledged the due execution of the foregoing instrument.

Witness my hand and official seal, this the 10th day of July, 2015.

Morgan Jackson
Notary Public of Johnson Co. Arkansas
My Commission Expires: 8-1-24

[Notary Seal]

MORGAN JACKSON
Notary Public-Arkansas
Johnson County
My Commission Expires 08-01-2024
Commission # 12400272

Linda Plunkett Cousins

Linda Plunkett Cousins

ACKNOWLEDGMENT

STATE OF ARKANSAS)
)
COUNTY OF Sebastian)

I, Bryant Law (Notary Public for the State of Arkansas), do hereby certify that Linda Plunkett Cousins personally appeared before me this day and acknowledged the due execution of the foregoing instrument.

Witness my hand and official seal, this the 23rd day of June, 2015.

Bryant Law

Notary Public of Arkansas, Sebastian County
My Commission Expires: 7-11-2024

[Notary Seal]

BRYANT LAW
NOTARY PUBLIC-ARKANSAS
SEBASTIAN COUNTY
COMMISSION NO. 12400403
COMMISSION EXP. 7-11-2024

EXHIBIT A

Legal Description

Lot Twenty-five (25) in Block "E" of Brazil and Jacobs Homesite Acres, being a part of the North Half of Section 4, Township 7 North, Range 32 West, Greenwood District, Sebastian County, Arkansas

Exhibit FFF

1904 Jacobs

2015F-10675 3
2015F-10675
Certificate of Record
FORT SMITH DISTRICT
SEBASTIAN COUNTY, ARKANSAS
SHARON BROOKS, CLERK & RECORDER
07/31/2015 02:35:58PM
Fee: 25.00 Pages: 3

STATE OF ARKANSAS)
) **DECLARATION OF COVENANTS,**
) **CONDITIONS AND RESTRICTIONS**
COUNTY OF SEBASTIAN)

THIS DECLARATION OF COVENANTS, CONDITIONS AND RESTRICTIONS (this "Declaration") is made as of the date set forth on the signature page hereof by Glenda Wilson (the "Declarant").

WITNESSETH

WHEREAS, Declarant is the owner of the real property ("Property") and desires to restrict the Property as provided herein.

NOW THEREFORE, Declarant hereby declares that all of the Property shall be held, sold, used, and conveyed subject to the following restrictions, covenants, and conditions, which shall run with the title to the Property. This Declaration shall be binding upon all parties having any right, title, or interest in any portion of the Property, their heirs, successors, successors-in-title, and assigns, and shall inure to the benefit of the owner of the Property.

BY THE RECORDING OF A DEED OR THE ACCEPTANCE OF TITLE TO THE PROPERTY OR ANY INTEREST THEREIN, THE PERSON TO WHOM SUCH PARCEL OR INTEREST THEREIN IS CONVEYED AND SUCH PERSON'S HEIRS, LEGAL REPRESENTATIVES, SUCCESSORS, LESSEES, GRANTEES, ASSIGNS AND BENEFICIARIES SHALL BE DEEMED TO HAVE AGREED TO BE BOUND BY THIS DECLARATION.

1. The Property has groundwater within or beneath it that has been determined by the Arkansas Department of Environmental Quality (the "Department") to be contaminated with trichloroethylene ("TCE"), making it unsafe for consumptive uses.

2. Contaminated groundwater under the Property shall not be extracted, disturbed, or utilized in any way, except for:
   (a) extracting, treating and monitoring groundwater in accordance with a monitoring plan approved by the Department;
   (b) dewatering or excavating beneath the water table, if incidental to normal construction activities, with prior written approval of the Department; or,
   (c) incidental passive collection of groundwater that may enter any structures or trenches constructed below the ground surface, provided that said groundwater is managed in accordance with applicable law.

3. With the exception of personal injury claims, all claims for damages related to TCE contamination of the property by Whirlpool Corporation have been released.

4. The covenants, conditions and restrictions set forth herein shall run with the title to the Property and shall be binding upon Declarant and his/her successors and assign shall

include the following notice on all deeds, mortgages, plats, or any legal instruments used to convey any interest in the Property (failure to comply with this paragraph does not impair the validity or enforceability of this Declaration):

> NOTICE: This Property is subject to Declaration of Covenants, Conditions and Restrictions recorded at the Register of Deeds of Sebastian County in Book ____, Page ____.

5. This Declaration shall bind and restrict the Property for a period of years extending until the clean up goals established by the Department or a successor governmental agency are met and the Department determines that the restrictions set forth herein are no longer required, at which time this Declaration shall be null and void and the restrictions contained herein shall have no force or effect.

IN WITNESS WHEREOF, the undersigned Declarant has executed this Declaration, this 13th day of April, 2015.

PROPERTY OWNER, GLENDA WILSON

Glenda Wilson

STATE OF ARKANSAS)
)
COUNTY OF Benton) ACKNOWLEDGMENT

I, Caitlin Shemin (Notary Public for the State of Arkansas), do hereby certify that Glenda Wilson personally appeared before me this day and acknowledged the due execution of the foregoing instrument.

Witness my hand and official seal, this the 13th day of April, 2015.

CAITLIN V. SHEMIN
BENTON COUNTY
NOTARY PUBLIC -- ARKANSAS
My Commission Expires Nov. 7, 2021
Commission No. 12385005

Notary Public of Benton Co, AR
My Commission Expires: November 7, 2021

[Notary Seal]

EXHIBIT A
Legal Description

Lot 13 in Block "H" in Brazil & Jacob's Homesite Acres, as shown by Plat filed May 31st, 1947.

Being a part of the North half of Section 4, Township 7 North of Range 32 West.

FILE: D:\GIS\PROJECT\WHIRLPOOL\DOCs\2015\2015_misc\Figure 1- Property Info 20150922.mxd

0 150 300
Feet
1 inch = 150 feet

TCE Isoconentration Line (2015 Q2)
5 µg/L

Status of Property Deed Restriction
Deed Restriction Filed
Deed Restriction Not Filed
Parcel Boundary
City of Fort Smith Property

Notes
Deed Restriction Status as of June 19, 2015

Brazil Ave
Brazil Ave
Ferguson St
Boys Club Ln
Jacobs Ave
Jenny Lind Rd
Ingersoll Ave
Ingersoll Ave

1301 BRAZIL AVE
1313 BRAZIL AVE
1323 BRAZIL AVE
1325 BRAZIL AVE
1401 BRAZIL AVE
1431 BRAZIL AVE
1451 BRAZIL AVE
1501 BRAZIL AVE
1507 BRAZIL AVE
1505 BRAZIL AVE
1601 BRAZIL AVE
1701 BRAZIL AVE
1705 BRAZIL AVE
1820 S ZERO STREET
1805 BRAZIL AVE
1851 BRAZIL AVE
1905 BRAZIL AVE
1926 S ZERO ST
5712 JENNY LIND AVE
5720 JENNY LIND AVE
5712 JENNY LIND AVE
5714 JENNY LIND AVE
5703 JENNY LIND AVE
5707 JENNY LIND AVE
5719 JENNY LIND AVE
2107 BRAZIL AVE
1300 BRAZIL AVE
1312 BRAZIL AVE
1322 BRAZIL AVE
5918 FERGUSON ST
5919 FERGUSON ST
5920 FERGUSON ST
5921 FERGUSON ST
5923 FERGUSON ST
1319 JACOBS AVE
1321 JACOBS AVE
1323 JACOBS AVE
1400 BRAZIL AVE
1404 BRAZIL AVE
1500 BRAZIL AVE
1504 BRAZIL AVE
1600 BRAZIL AVE
1604 BRAZIL AVE
1700 BRAZIL AVE
1704 BRAZIL AVE
1710 BRAZIL AVE
1714 BRAZIL AVE
1718 BRAZIL AVE
1722 BRAZIL AVE
1726 BRAZIL AVE
1730 BRAZIL AVE
1804 BRAZIL AVE
1900 BRAZIL AVE
5800 JENNY LIND AVE
5812 JENNY LIND AVE
5814 JENNY LIND AVE
5816 JENNY LIND AVE
5818 JENNY LIND AVE
5904 JENNY LIND AVE
5908 JENNY LIND AVE
2004 BRAZIL AVE
2010 BRAZIL AVE
JENNY LIND
5816 BOYS CLUB LN
5815 JENNY LIND AVE
5817 JENNY LIND AVE
5903 JENNY LIND AVE
5904 BOYS CLUB LN
JENNY LIND APT
5912 BOYS CLUB LN
5907 JENNY LIND AVE
2011 JACOBS AVE
1401 JACOBS AVE
1405 JACOBS AVE
1409 JACOBS AVE
1501 JACOBS AVE
1505 JACOBS AVE
1601 JACOBS AVE
1605 JACOBS AVE
1701 JACOBS AVE
1705 JACOBS AVE
1801 JACOBS AVE
1805 JACOBS AVE
1809 JACOBS AVE
1318 JACOBS AVE
1320 JACOBS AVE
1322 JACOBS AVE
1400 JACOBS AVE
1410 JACOBS AVE
1500 JACOBS AVE
1504 JACOBS AVE
1600 JACOBS AVE
1600 JACOBS UNITS #A&B
1600 JACOBS UNITS #C&D
1600 JACOBS UNITS #E&F
1604 JACOBS AVE
1700 JACOBS AVE
1704 JACOBS AVE
1800 JACOBS AVE
1804 JACOBS AVE
1808 JACOBS AVE
1900 JACOBS AVE
1904 JACOBS AVE
1908 JACOBS AVE
2002 JACOBS AVE
2004 JACOBS AVE
2006 JACOBS AVE
2008 JACOBS AVE
2010 JACOBS AVE
6015 JENNY LIND AVE
1599 INGERSOLL AVE
6400 JENNY LIND AVE

RAMBOLL ENVIRON

DRAFTED BY: KTS | DATE: 10/09/2015

STATUS OF RESIDENTIAL PROPERTY DEED RESTRICTION

Whirlpool Facility - Fort Smith, Arkansas

Figure 1

PROJECT: 3437500A

TABLE 1
THICKNESS OF SATURATED SOILS IN PLUMES
Whirlpool Facility - Fort Smith, Arkansas

Well ID	Ground Elevation	Top of Saturated Soils	Bottom of Saturated Soils	Saturated Soil Interval
North Plume				
IW-72	472.2	450.2	446.4	3.8
IW-73	472.1	NA[2]	NA[2]	NA[2]
IW-74	472.3	454.3	446.3	8.0
IW-75	472.8	NA[2]	NA[2]	NA[2]
IW-76	473.2	NA[2]	NA[2]	NA[2]
IW-77	473.8	454.8	445.8	9.0
IW-78	474.2	NA[2]	NA[2]	NA[2]
IW-79	474.1	NA[2]	NA[2]	NA[2]
IW-80	473.7	454.7	446.7	8.0
MW-23	475.8	453.8	447.8	6.0
MW-24	476.6	453.6	447.1	6.5
MW-27	475.7	451.7	447.4	4.3
MW-28	470.6	447.1	445.9	1.2
MW-31	476.1	448.1	447.1	1.0
MW-32	475.7	NA[2]	NA[2]	NA[2]
MW-33	474.9	NA[2]	NA[2]	NA[2]
MW-35R	474.0	NA[2]	NA[2]	NA[2]
MW-36	473.4	NA[2]	NA[2]	NA[2]
MW-39	475.6	450.1	447.6	2.5
MW-40	473.4	450.1	447.1	3.0
MW-41	472.3	453.3	445.8	7.5
MW-42B	471.8	449.8	446.3	3.5
MW-43	471.0	451.0	446.3	4.7
MW-46R	466.5	450.5	445.8	4.7
MW-50	463.2	451.2	445.6	5.6
MW-55	465.5	447.5	446.8	0.7
MW-56	463.4	445.4	444.9	0.5
MW-57	463.1	447.1	446.5	0.6
MW-58	462.9	446.3	445.9	0.4
MW-60	461.0	447.2	445.6	1.6
MW-61	459.8	445.5	444.7	0.8
MW-62	464.5	446.0	444.2	1.8
MW-63	464.0	444.7	444.5	0.2
MW-65	474.1	453.6	445.7	7.9
MW-66	462.7	450.7	446.5	4.2
MW-67	459.4	448.4	445.2	3.2
MW-68	470.0	448.0	446.5	1.5
MW-70	471.7	NA[2]	NA[2]	NA[2]
MW-71	471.5	NA[2]	NA[2]	NA[2]
RW-69	471.5	449.5	445.5	4.0
			Average Thickness (ft)	**3.7**

RAMBOLL ENVIRON

TABLE 1
THICKNESS OF SATURATED SOILS IN PLUMES
Whirlpool Facility - Fort Smith, Arkansas

Well ID	Ground Elevation	Top of Saturated Soils	Bottom of Saturated Soils	Saturated Soil Interval
South Plume				
ITMW-1	474.6	450.6	444.1	6.5
ITMW-10	478.6	451.6	446.1	5.5
ITMW-11	474.0	457.5	444.5	13.0
ITMW-12	474.7	456.7	444.7	12.0
ITMW-13	475.4	450.4	446.4	4.0
ITMW-14	475.7	455.7	445.7	10.0
ITMW-15	474.8	454.0	444.8	9.2
ITMW-16	476.5	458.5	445.3	13.2
ITMW-17	476.1	454.1	447.1	7.0
ITMW-18	473.9	457.9	444.9	13.0
ITMW-19	474.3	457.8	445.3	12.5
ITMW-2	475.1	457.1	445.6	11.5
ITMW-20	475.7	453.2	447.4	5.8
ITMW-21	474.4	449.4	446.4	3.0
ITMW-3	472.8	451.6	444.6	7.0
ITMW-4	477.6	458.1	447.1	11.0
ITMW-5	476.6	452.1	446.1	6.0
ITMW-6	481.1	455.4	445.6	9.8
ITMW-7	479.7	NA[2]	NA[2]	NA[2]
ITMW-9	479.5	460.2	446.3	13.9
MW-22	473.9	450.9	449.9	1.0
MW-25	474.7	446.7	445.0	1.8
MW-26	476.1	451.1	446.9	4.2
MW-29	475.1	452.1	447.1	5.0
MW-30	479.2	446.7	443.7	3.0
MW-37	474.0	457.0	445.5	11.5
MW-38	474.9	NA[2]	NA[2]	NA[2]
MW-92	473.9	451.9	444.9	7.0
MW-93	478.0	456.0	443.5	12.5
MW-94	478.0	455.0	445.0	10.0
MW-95	478.0	452.0	445.0	7.0
MW-172	473.4	459.4	445.8	13.6
			Average Thickness (ft)	**8.3**
NE Corner Plume				
MW-87	471.0	451.0	447.8	3.2
MW-88	469.1	453.6	449.1	4.5
MW-89	467.1	451.6	449.5	2.1
MW-90	467.0	452.0	447.0	5.0
MW-91	469.2	451.7	449.2	2.5
MW-96	458.3	449.8	444.0	5.8
MW-97	459.9	451.9	445.9	6.0
MW-98	462.0	451.0	444.4	6.6
MW-99	467.1	449.3	445.1	4.2
			Average Thickness (ft)	**4.4**

Notes: 1. Saturated thickness calculated from soil description in boring log.
2. NA - Boring log not available
3. No saturated soil observation recorded in boring log during drilling. Interval inferred based on soil description.

TABLE 2
ESTIMATED QUANTITY OF TCE IN GROUNDWATER
Whirlpool Facility - Fort Smith, Arkansas

GROUNDWATER	Volume of Water						TCE Concentration		Mass of TCE		Volume of TCE	
Date	Plume Area (Square Feet)	Saturated Thickness (Feet)	Total Porosity[2]	Plume Area (Cubic Feet)	Gallons	Liters	Estimated Avg. Min. Concentration Assumed to be Present Throughout the Respective Section of Plume (µg/L)	Estimated Avg. Max. Concentration Assumed to be Present Throughout the Respective Section of Plume (µg/L)	Min. Kg.	Max. Kg.	Min. Vol. (Gallons)	Max. Vol. (Gallons)
North Plume												
March 2014 - 5 to 100 µg/L	*246,800*	3.7[1]	0.4	366,251	2,739,559	10,369,231	5	100	0.1	1.0	0.0	0.2
March 2014 - 100 to 1,000 µg/L	*184,500*	3.7[1]	0.4	273,798	2,048,009	7,751,714	100	1,000	0.8	7.8	0.1	1.4
March 2014 - > 1,000 µg/L	*100*	3.7[1]	0.4	148	1,110	4,201	1,000	1,500	0.0	0.0	0.0	0.0
March 2014 Subtotal	431,400								0.8	8.8	0.2	1.6
May 2014 - 5 to 100 µg/L	*279,000*	3.7[1]	0.4	414,036	3,096,989	11,722,104	5	100	0.1	1.2	0.0	0.2
May 2014 - 100 to 1,000 µg/L	*185,110*	3.7[1]	0.4	274,703	2,054,780	7,777,343	100	1,000	0.8	7.8	0.1	1.4
May 2014 - > 1,000 µg/L	*100*	3.7[1]	0.4	148	1,110	4,201	1,000	1,500	0.0	0.0	0.0	0.0
May 2014 Subtotal	464,210								0.8	9.0	0.2	1.6
July 2014 - 5 to 100 µg/L	*294,300*	3.7[1]	0.4	436,741	3,266,824	12,364,930	5	100	0.1	1.2	0.0	0.2
July 2014 - 100 to 1,000 µg/L	*192,500*	3.7[1]	0.4	285,670	2,136,812	8,087,832	100	1,000	0.8	8.1	0.1	1.5
July 2014 - > 1,000 µg/L	*200*	3.7[1]	0.4	297	2,220	8,403	1,000	1,500	0.0	0.0	0.0	0.0
July 2014 Subtotal	487,000								0.9	9.3	0.2	1.7
October 2014 - 5 to 100 µg/L	*299,500*	3.7[1]	0.4	444,458	3,324,546	12,583,406	5	100	0.1	1.3	0.0	0.2
October 2014 - 100 to 1,000 µg/L	*199,900*	3.7[1]	0.4	296,652	2,218,954	8,398,741	100	1,000	0.8	8.4	0.2	1.5
October 2014 - > 1,000 µg/L	*400*	3.7[1]	0.4	594	4,440	16,806	1,000	1,500	0.0	0.0	0.0	0.0
October 2014 Subtotal	499,800								0.9	9.7	0.2	1.8
January 2015 - 5 to 100 µg/L	*296,000*	3.7[1]	0.4	439,264	3,285,695	12,436,355	5	100	0.1	1.2	0.0	0.2
January 2015 - 100 to 1,000 µg/L	*180,466*	3.7[1]	0.4	267,812	2,003,230	7,582,227	100	1,000	0.8	7.6	0.1	1.4
January 2015 - > 1,000 µg/L	*0*	3.7[1]	0.4	0	0	0	1,000	1,500	0.0	0.0	0.0	0.0
January 2015 Subtotal	476,466								0.8	8.8	0.1	1.6
April 2015 - 5 to 100 µg/L	308,950	3.7[1]	0.4	458,482	3,429,444	12,980,445	5	100	0.1	1.3	0.0	0.2
April 2015 - 100 to 1,000 µg/L	177,037	3.7[1]	0.4	262,723	1,965,167	7,438,158	100	1,000	0.7	7.4	0.1	1.3
April 2015 - > 1,000 µg/L	0	3.7[1]	0.4	0	0	0	1,000	1,500	0.0	0.0	0.0	0.0
April 2015 Subtotal	485,987								0.8	8.7	0.1	1.6
July 2015 - 5 to 100 µg/L	334,058	3.7[1]	0.4	495,742	3,708,151	14,035,350	5	100	0.1	1.4	0.0	0.3
July 2015 - 100 to 1,000 µg/L	165,146	3.7[1]	0.4	245,077	1,833,173	6,938,561	100	1,000	0.7	6.9	0.1	1.3
July 2015 - > 1,000 µg/L	0	3.7[1]	0.4	0	0	0	1,000	1,500	0.0	0.0	0.0	0.0
July 2015 Subtotal	499,204								0.8	8.3	0.1	1.5

RAMBOLL ENVIRON

TABLE 2
ESTIMATED QUANTITY OF TCE IN GROUNDWATER
Whirlpool Facility - Fort Smith, Arkansas

GROUNDWATER	Volume of Water						TCE Concentration		Mass of TCE		Volume of TCE	
Date	Plume Area (Square Feet)	Saturated Thickness (Feet)	Total Porosity[2]	Plume Area (Cubic Feet)	Gallons	Liters	Estimated Avg. Min. Concentration Assumed to be Present Throughout the Respective Section of Plume (µg/L)	Estimated Avg. Max. Concentration Assumed to be Present Throughout the Respective Section of Plume (µg/L)	Min. Kg.	Max. Kg.	Min. Vol. (Gallons)	Max. Vol. (Gallons)
South Plume												
October 2014 - 5 to 100 µg/L	*519,800*	8.3[1]	0.4	1,727,815	12,924,058	48,917,558	5	100	0.2	4.9	0.0	0.9
October 2014 - 100 to 1,000 µg/L	*261,500*	8.3[1]	0.4	869,226	6,501,810	24,609,353	100	1,000	2.5	24.6	0.4	4.5
October 2014 - > 1,000 µg/L	*119,000*	8.3[1]	0.4	395,556	2,958,759	11,198,902	1,000	1,500	11.2	16.8	2.0	3.0
October 2014 Subtotal	900,300								13.9	46.3	2.5	8.4
January 2015 - 5 to 100 µg/L	*442,344*	8.3[1]	0.4	1,470,351	10,998,229	41,628,296	5	100	0.2	4.2	0.0	0.8
January 2015 - 100 to 1,000 µg/L	*324,537*	8.3[1]	0.4	1,078,761	8,069,132	30,541,665	100	1,000	3.1	30.5	0.6	5.5
January 2015 - 1,000 to 10,000 µg/L	*86,311*	8.3[1]	0.4	286,898	2,145,995	8,122,592	1,000	1,500	8.1	12.2	1.5	2.2
January 2015 - > 10,000 µg/L	*16,637*	8.3[1]	0.4	55,301	413,654	1,565,682	10,000	40,000	15.7	62.6	2.8	11.3
January 2015 Subtotal	869,829								11.4	46.9	2.1	8.5
April 2015 - 5 to 100 µg/L	446,025	8.3[1]	0.4	1,482,587	11,089,752	41,974,709	5	100	0.2	4.2	0.0	0.8
April 2015 - 100 to 1,000 µg/L	320,887	8.3[1]	0.4	1,066,628	7,978,380	30,198,170	100	1,000	3.0	30.2	0.5	5.5
April 2015 - 1,000 to 10,000 µg/L	82,635	8.3[1]	0.4	274,679	2,054,597	7,776,650	1,000	1,500	7.8	11.7	1.4	2.1
April 2015 - > 10,000 µg/L	19,906	8.3[1]	0.4	66,168	494,933	1,873,322	10,000	40,000	18.7	74.9	3.4	13.6
April 2015 Subtotal	869,453								11.0	46.1	2.0	8.3
July 2015 - 5 to 100 µg/L	366,826	8.3[1]	0.4	1,219,330	9,120,586	34,521,416	5	100	0.2	3.5	0.0	0.6
July 2015 - 100 to 1,000 µg/L	439,964	8.3[1]	0.4	1,462,440	10,939,054	41,404,318	100	1,000	4.1	41.4	0.7	7.5
July 2015 - 1,000 to 10,000 µg/L	158,420	8.3[1]	0.4	526,588	3,938,879	14,908,656	1,000	1,500	14.9	22.4	2.7	4.0
July 2015 - > 10,000 µg/L	17,739	8.3[1]	0.4	58,964	441,054	1,669,389	10,000	40,000	16.7	66.8	3.0	12.1
July 2015 Subtotal	982,949								19.2	67.2	3.5	12.2

TABLE 2
ESTIMATED QUANTITY OF TCE IN GROUNDWATER
Whirlpool Facility - Fort Smith, Arkansas

GROUNDWATER	Volume of Water						TCE Concentration		Mass of TCE		Volume of TCE	
Date	Plume Area (Square Feet)	Saturated Thickness (Feet)	Total Porosity[2]	Plume Area (Cubic Feet)	Gallons	Liters	Estimated Avg. Min. Concentration Assumed to be Present Throughout the Respective Section of Plume (µg/L)	Estimated Avg. Max. Concentration Assumed to be Present Throughout the Respective Section of Plume (µg/L)	Min. Kg.	Max. Kg.	Min. Vol. (Gallons)	Max. Vol. (Gallons)
Northeast Plume												
October 2014 - 5 to 100 µg/L	*187,600*	4.4[1]	0.4	330,926	2,475,329	9,369,122	5	100	0.0	0.9	0.0	0.2
October 2014 - 100 to 1,000 µg/L	*69,200*	4.4[1]	0.4	122,069	913,075	3,455,987	100	1,000	0.3	3.5	0.1	0.6
October 2014 - > 1,000 µg/L	*0*	4.4[1]	0.4	0	0	0	1,000	1,500	0.0	0.0	0.0	0.0
October 2014 Subtotal	256,800								0.4	4.4	0.1	0.8
January 2015 - 5 to 100 µg/L	*166,439*	4.4[1]	0.4	293,598	2,196,116	8,312,299	5	100	0.0	0.8	0.0	0.2
January 2015 - 100 to 1,000 µg/L	*74,000*	4.4[1]	0.4	130,536	976,409	3,695,709	100	1,000	0.4	3.7	0.1	0.7
January 2015 - > 1,000 µg/L	*0*	4.4[1]	0.4	0	0	0	1,000	1,500	0.0	0.0	0.0	0.0
January 2015 Subtotal	240,439								0.4	4.5	0.1	0.8
April 2015 - 5 to 100 µg/L	183,000	4.4[1]	0.4	322,812	2,414,634	9,139,389	5	100	0.0	0.9	0.0	0.2
April 2015 - 100 to 1,000 µg/L	70,500	4.4[1]	0.4	124,362	930,228	3,520,912	100	1,000	0.4	3.5	0.1	0.6
April 2015 - > 1,000 µg/L	0	4.4[1]	0.4	0	0	0	1,000	1,500	0.0	0.0	0.0	0.0
April 2015 Subtotal	253,500								0.4	4.4	0.1	0.8
July 2015 - 5 to 100 µg/L	176,731	4.4[1]	0.4	311,753	2,331,916	8,826,302	5	100	0.0	0.9	0.0	0.2
July 2015 - 100 to 1,000 µg/L	76,915	4.4[1]	0.4	135,678	1,014,872	3,841,290	100	1,000	0.4	3.8	0.1	0.7
July 2015 - > 1,000 µg/L	0	4.4[1]	0.4	0	0	0	1,000	1,500	0.0	0.0	0.0	0.0
July 2015 Subtotal	253,646								0.4	4.7	0.1	0.9

Notes:

1 - Saturated Thickness estimated from 4th Quarter 2014 RADD sampled wells and new 4th Quarter well completions (see Table 1).

2 - Total Porosity estimated from Freeze and Cherry (1979).

TCE - Trichloroethylene

µg/L - Micrograms per liter