ADMINISTRATIVE CENTER ■ BENTON HARBOR, MICHIGAN 49022

JEFFREY NOEL
CORPORATE VICE PRESIDENT
COMMUNICATIONS AND PUBLIC AFFAIRS
Friday, August 15, 2014

Ray Gosack
City Administrator, City of Fort Smith, Arkansas
623 Garrison Ave
3rd Floor, Room 315
Fort Smith, AR 72901

Via Electronic Mail

RE: WHIRLPOOL SECOND QUARTER 2014 PROGRESS REPORT

Dear Mr. Gosack,

I am writing to inform you that Whirlpool Corporation submitted the quarterly progress report for the 2nd Quarter of 2014 to ADEQ today, August 15, 2014, as required by the Remedial Action Decision Document (RADD) dated December 27, 2013. The complete report and all appendices and attachments are available at WhirlpoolFortSmith.com, and I have attached the main report to this letter. This report is not forward looking, but is instead a description of work completed during the 2nd Quarter of 2014 and a review of previously collected scientific data that has been validated and summarized during this reporting period.

In summary:

- Groundwater monitoring during the week of May 12, 2014 and on June 11, 2014 found that the TCE plume boundaries are consistent with previous reporting periods and generally stable to decreasing trends were observed for TCE concentrations both on and off the Whirlpool site.
- For the first time, MW-61 was found to have concentrations above the RADD RALs. MW-61 will be further evaluated after the 3rd quarter ground sampling event.
- Continued soil vapor monitoring confirmed that there remains no risk of exposure to residents from vapor intrusion in the off-site groundwater.
- Phase I ISCO field monitoring activities were completed on May 29, 2014. Phase II ISCO injections were conducted during the weeks of May 25 and June 1, 2014. Oxidant was identified throughout the target injection area and was also measured in adjacent wells located outside of the injection areas. Additional post-injection monitoring is scheduled for the 3rd Quarter.

Whirlpool Corporation continues to work closely with ADEQ to: effectively address the current on-site and off-site conditions based on the best scientific data to continually validate there are no public exposure pathways and thus, no health concerns; and, to conduct effective remediation where warranted.

Please feel free to contact me if you have any questions as to the details of this report. We will continue to post updates and background information as it becomes available to WhirlpoolFortSmith.com.

Sincerely,

D. Jeffrey Noel

VOLUME 1 OF 2





2nd Quarter 2014
Progress Report
Whirlpool Corporation
Fort Smith, AR

Prepared for:
Whirlpool Corporation

Prepared by:
ENVIRON International Corporation

Date:
August 15, 2014

Project Number:
34-34399A

ENVIRON

Second Quarter 2014 Progress Report – Volume 1
April 1, 2014 through June 31, 2014
Whirlpool, Fort Smith, AR

INTRODUCTION

This quarterly report has been prepared in accordance with the Remedial Action Decision Document (RADD) dated December 27, 2013 for the Whirlpool Fort Smith, Arkansas site. This report is not forward looking, but is instead a description of past activities and a review of previously collected scientific data that has been validated and summarized for this report. This report includes a description of the work completed during the 2nd Quarter of 2014; findings of the activities in this reporting period; issues identified and resolved; and, deviations or schedule adjustments from plans and correspondence submitted to ADEQ. Details regarding the discussion of Summary of Findings are provided in the attached documents.

SUMMARY OF FINDINGS

Overall

- The groundwater plume exhibits characteristics of a stable plume based upon statistical analysis of temporal concentration trends
- The approximate location of the plume boundary is generally consistent with previous reporting periods and historic results.
- For the first time, MW-61 was found to have concentrations above the RADD RALs. MW-61 will be further evaluated after the 3rd quarter groundwater sampling event.
- TCE concentrations in groundwater were generally consistent with historical results and are generally stable to decreasing both on and off-site.
- Natural attenuation of TCE is generally occurring via biological mechanisms or other natural attenuation mechanisms in both on-site and off-site groundwater.
- Risk estimates based upon groundwater and soil vapor data for potential vapor intrusion from off-site groundwater continue to be below ADEQ's risk management limits.

Remedy Implementation

- Phase I ISCO field monitoring activities were completed on May 29, 2014.
- Phase II ISCO field activities include:
    - Baseline injection monitoring during the weeks of May 18 and May 25
    - ISCO injection was conducted during the weeks of May 25 and June 1
    - Oxidant injections include:
        - 8,200 gallons of base activated sodium persulfate (BASP) injected in 11 existing permanent injection wells and 20 additional temporary direct push injection points in the "neck" area

        - 14,000 gallons of BASP injected into 10 existing permanent injection wells and 40 additional temporary direct push injection points in Areas 2 and 3
        - 3,000 gallons of Modified Fenton's reagent (hydrogen peroxide and chelated iron) activated sodium persulfate (MASP) injected in 10 temporary direct push injection points within Area 1 near MW-25
    - Post injection monitoring during the week of June 9
- Oxidant was identified to be distributed throughout the target injection area for the Phase II ISCO effort. Oxidant was also measured in adjacent wells located outside of injection areas.
- Additional post injection monitoring for the Phase II ISCO effort is scheduled for the 3rd Quarter.

REVIEW OF ACTIVITIES COMPLETED – 2nd QUARTER 2014

During the 2nd Quarter of 2014, groundwater samples were collected via low flow sampling. Groundwater samples were collected from 55 wells during the week of May 12th and on June 11th. The samples were analyzed for the parameters as outlined in the RADD. The Groundwater Monitoring Report for this quarter is included as Attachment A.

During the 2nd Quarter of 2014, a soil vapor sample was collected from the deep sample port at location VP-1 on May 13, 2014. The shallow port of VP-1 and both ports of VP-2 were filled with water during this quarterly event and therefore could not be sampled. The saturated soil conditions that prevented collection of soil vapor samples is attributed to the significant amount of precipitation that feel immediately prior to the field sampling event. A Soil Vapor Monitoring/Vapor Intrusion Report is included in this quarterly report as Attachment B.

The first In-situ Chemical Oxidation (ISCO) injection event (Phase I) occurred during the week of March 23, 2014. Performance monitoring for this event continued throughout much of the second quarter of 2014. Attachment C contains the Initial Oxidant Injection Summary Report.

In preparation for the Phase II ISCO site work, six (6) two-inch diameter monitoring wells (MW-81 through MW-86) were installed during the week of May 19th . Locations of the installed wells as well as boring and well construction logs are included as Appendix D. Ten wells were sampled for Volatile Organic Compounds (VOCs) prior to the Phase II injection of chemical oxidants. Results from this new baseline monitoring are included as Appendix E – Table 1. This baseline data will be used to guide implementation of the next remedy implementation effort, part of the adaptive remedy specified in the Work Plan.

The second ISCO injection event (Phase II ISCO) was conducted during the weeks of May 25 and June 1, 2014. Oxidant injections occurred in four areas, denoted as Areas 1, 2, 3, and the "neck" area (Appendix E – Tables 2 and 3). MASP and BASP were injected into four different areas as discussed above.

DATA AVAILABLE IN THIS QUARTER

Analytical data for the 55 wells sampled, including water levels from this sampling event, is included in the Groundwater Monitoring Report included as Attachment A.

Analytical data for the soil vapor monitoring point sampling is included in the Soil Vapor Monitoring/Vapor Intrusion Report included as Attachment B.

The initial (Phase I) ISCO injection event, with associated analytical and field monitoring data, is included as Attachment C.

Injection data and monitoring analytical data from the Phase II ISCO injection event through the end of 2nd quarter is included as Attachment E. Additional ISCO performance data will be provided to ADEQ in subsequent reports.

ISSUES ENCOUNTERED & RESOLUTION

The RADD identified five locations where soil vapor monitoring should be performed to confirm the conclusions regarding the potential for significant vapor intrusion at on and off-site areas. These locations included those installed in 2012. However, as stated in previous correspondence many of these points have become filled with water. Therefore, the geology in the location of certain points was reevaluated and new monitoring points were installed.

The RADD identified one of the five soil vapor monitoring points to be located on a property located north of Ingersoll Avenue and south of Jacobs Avenue. Two attempts were made to install this monitoring point during the 1st Quarter 2014 monitoring event. Because of the presence of wet shallow soil, the vapor monitoring point could not be installed.

During the 2nd Quarter 2014 monitoring event one vapor point sample was able to be collected. The other three vapor ports were filled with water and therefore could not be sampled.

SCHEDULE

There are no schedule deviations to report in the 2nd Quarter 2014. Pre-design data collection activities were started before the issuance of the final RADD and remedial activities continue to move forward at an aggressive pace.

LIST OF ATTACHMENTS

Volume 1
Attachment A – Second Quarter 2014 Groundwater Monitoring Report
Attachment B – Second Quarter 2014 Soil Vapor Monitoring/Vapor Intrusion Report

Volume 2
Attachment C - Initial Oxidant Injection Summary Report
Attachment D – Second Oxidant Injection Summary Report
Attachment E – Area 1 Soil Investigation Report





APPENDIX A

2nd Quarter 2014 Groundwater Monitoring Report

Whirlpool Corporation
Fort Smith, Arkansas

Prepared for:
Whirlpool Corporation

Prepared by:
ENVIRON International Corporation

Date:
August 15, 2014

Project Number:
34-34399A



ENVIRON

Contents

		Page
1	**Introduction**	**1**
2	**Groundwater Sample Collection & On-site Activities**	**2**
2.1	Static Water Level Measurements	2
2.2	Monitoring Well Sampling	2
2.3	Other On-Site Activities	4
3	**Results**	**5**
3.1	Hydrogeology	5
3.2	Analytical Methods	5
3.3	Analytical Results	6
3.3.1	VOC Results	6
3.3.2	MNA Results	8
3.4	Data Quality Assessment	12
3.4.1	Field Data	13
3.4.2	Laboratory Analytical Data	13
4	**Plume Stability**	**15**
5	**Summary and Conclusion**	**19**
6	**References**	**20**

List of Tables

Table 1: Constituents of Concern and RADD Groundwater Remedial Action Levels
Table 2: Groundwater Monitoring Well Network Sampled for RADD Quarterly Events
Table 3: Summary of Monitoring Well Static Water Level Measurements
Table 4: Summary of Final Well Ground Water Field Parameter Measurements – May 2014
Table 5: Summary of Monitoring Well Ground Water Sample Analytical Results – 2nd Quarter 2014
Table 6: Historical Groundwater Concentrations for TCE and Daughter Products
Table 7: Summary of Statistical Temporal Trend Analysis
Table 8: Summary of Average Detected Concentrations

List of Figures

Figure 1: 2nd Quarter 2014 Potentiometric Surface Map
Figure 2: 2nd Quarter 2014 TCE Isoconcentration Map
Figure 3: Abiotic and Biotic Pathways for Chlorinated Ethenes and Ethane
Figure 4: TCE Concentration with Time at Source Area On-Site Wells
Figure 5: TCE Concentration with Time at Northern On-Site Wells
Figure 6: MW-25 TCE & Cis-1,2-DCE Trends
Figure 7: 2nd Quarter 2014 TCE Isoconcentration Map and Maximum Historical Extent
Figure 8: Average Concentrations vs Time – All Wells
Figure 9: Average Concentrations vs Time – Northern Plume Wells
Figure 10: Average Concentrations vs Time – Southern Plume Wells
Figure 11: Average Concentrations vs Time – Source Area Wells
Figure 12: TCE and Daughter Product Concentrations vs Time – ITMW-9 and ITMW-10
Figure 13: TCE and Daughter Product Concentrations vs Time – MW-25 and ITMW-19
Figure 14: TCE and Daughter Product Concentrations vs Time – IW-76 and IW-77
Figure 15: TCE and Daughter Product Concentrations vs Time – MW-56 and MW-57
Figure 16: TCE and Daughter Product Concentrations vs Time – MW-61

List of Appendices

Appendix A: 2nd Quarter 2014 Field Data Sheets
Appendix B: Laboratory Analytical Data
Appendix C: Data Validation Report

1 Introduction

ENVIRON International Corporation (ENVIRON) has prepared this 2nd Quarter 2014 Quarterly Groundwater Monitoring Report (Report) for the Fort Smith, Arkansas Site (Site) on behalf of Whirlpool Corporation (Whirlpool). The work was performed and the report prepared in accordance with the December 27, 2013 Remedial Action Decision Document (RADD) issued by the Arkansas Department of Environmental Quality (ADEQ).

Whirlpool has been monitoring the groundwater at the Site since 1989. This report is Attachment A of the 2nd Quarter 2014 Progress Report for the Site.

2 Groundwater Sample Collection & On-site Activities

ENVIRON performed the 2nd Quarter 2014 Groundwater Monitoring Event (2nd Quarter event) on behalf of Whirlpool in May of 2014 during the week of May 12th through May 16th. Two wells, MW-56 and MW-57, were not accessible during the week of May 12th and thus were sampled on June 11th, 2014. Activities performed during the monitoring event included measuring water levels in project wells and collecting groundwater samples for analysis of volatile organic compounds (VOCs) and monitored natural attenuation (MNA) parameters as specified in Remedial Action Decision Document (RADD) (see Table 2), and water quality constituents (see Table 3).

Constituents of concern (COCs) as identified by the RADD in groundwater for this site include trichloroethene (TCE) and related degradation (i.e., daughter) products. The COCs and additional geochemical parameters were analyzed in collected groundwater samples to evaluate the effectiveness of natural attenuation (i.e., the natural degradation of the chlorinated compounds), per the RADD (Table 1). The following sections describe the on-site activities completed.

2.1 Static Water Level Measurements

Prior to groundwater sample collection, static groundwater levels were measured in the plume boundary wells, on-site wells, and off-site wells as required by the RADD (Table 2). On May 12, 2014 static water levels were measured in 53 of the 56 monitoring wells. A groundwater level measurement was not obtained from MW-55 on May 12, 2014 due to the property owner not granting access. Also, due to access issues, static groundwater levels were measured at MW-56 and MW-57 on June 11, 2014. Monitoring wells were opened to allow water levels to equilibrate to atmospheric conditions prior to their measurement using an electronic water level meter. The instrument was calibrated by the manufacture prior to its purchase and therefore does not require calibration in the field. The water levels were measured to the nearest 0.01 foot with an accuracy of 0.02 feet per the manufacturer's specification. The water level meter probe and tape (i.e., the only non-dedicated sampling equipment) were decontaminated prior to use at each well by spraying and scrubbing the probe and tape with Alconox detergent mixed with distilled water and then rinsing the probe and tape with distilled water prior to being wiped dry.

The 2nd Quarter event static water level measurements are presented in Table 3 along with historic water level measurements from 2012 to 2014.

2.2 Monitoring Well Sampling

After static water level measurement activities were completed, low-flow sampling was performed at each well via the use of a peristaltic pump and dedicated polyethylene tubing. The tubing was placed at a depth within the well approximately equal to the midpoint of the well screen. The wells were then purged, via United States Environmental Protection Agency (US EPA) Low Stress (low flow) purging procedures (US EPA, 1996); at a rate generally less than 0.1 liters per minute to minimize the amount of drawdown in the well and to reduce the likelihood of elevated turbidity. Flow rates and drawdown were checked continuously during

purging. Purge water was then placed into a container prior to transfer to the on-site water holding tank for ultimate proper disposal.

Water quality parameters were measured via a water quality probe and flow thru cell. Instruments were calibrated daily prior to the start of sampling. All instruments were calibrated at a minimum of once per day. Readings were recorded approximately every five minutes until the parameters stabilized. Stabilization was considered obtained when three consecutive rounds of parameter readings met the following:

- Turbidity: +/- 10% for values greater than 10 NTU, or less than 10 NTU
- Dissolved Oxygen: +/- 10% for values greater than 0.5 mg/l
- Specific Conductance: +/- 3%
- Temperature: +/- 1° Celsius
- pH: within +/- 0.1 standard units
- Oxidation Reduction Potential: within +/- 10 millivolts

Table 4 presents a summary of results for measured field parameters for the 2014 2nd Quarter event. The field sheets are included in Appendix A.

The groundwater samples were obtained by directly filling the laboratory provided sampling bottles from the pump discharge. VOCs were collected in three 40-ml glass vials that contained hydrochloric acid as a preservative per standard procedures. Samples for assessing Quality Assurance/Quality Control (QA/QC) metrics were collected by alternately filling investigative and QA/QC sample bottles for each parameter. VOC sample bottles for both the investigative and the QA/QC sample were completely filled, purged of headspace and sealed. All other samples (i.e., for non VOC analysis) were collected in appropriate bottles as specified by the method and/or laboratory. Hach Test Kits (all verified with valid expiration dates) were used to measure ferrous iron in the field. Groundwater samples for analysis of dissolved hydrogen concentration were collected by the Microseeps gas stripping procedure (2014 Microseeps).

A total of 55 groundwater samples, six field duplicate samples, three matrix spike/matrix spike duplicate (MS/MSD) samples, and six equipment blanks were collected during the 2014 2nd Quarter event. Duplicate samples were taken at a frequency of one duplicate sample per ten groundwater monitoring samples. Duplicate samples were collected from wells ITMW-11, ITMW-15, ITMW-17, ITMW-18, ITMW-19 and ITMW-38. Well access was denied by the property owner at MW-55, therefore samples were not collected during this sampling event.

Because monitoring wells contain dedicated or new tubing, the only equipment transferred and used from well to well is the water level meter used to monitor well water levels during purging and stabilization prior to sampling. Equipment rinsate blanks were collected after each of the six water level meters used for the monitoring event were decontaminated to evaluate field decontamination procedures. Equipment rinsate blanks were collected by pouring ASTM Type II deionized water over the decontaminated water level meter probe and tape into the appropriate sample containers. The rinsate blanks were collected after decontamination procedures at wells ITMW-12 (EB-1-201405 at 17:38), ITMW-7 (EB-2-201405 at 18:17), MW-41 (EB-3-201405 at 18:05), ITMW-11 (EB-4-201404 at 11:35), MW-25 (EB-5-201405 at 11:40 and

ITMW-18 (EB-6-201405 at 11:45). The preservation and analysis of the equipment rinsate blanks was identical to those of the associated environmental samples.

Due to slow recovery rates, low-flow sampling techniques were not used at the following wells: MW-50, MW-56, MW-57, MW-60 andMW-61. These wells were purged dry once and were then allowed to recover prior to collection of the sample. The recovery rates and subsequent sampling for the indicated wells were all less than 24 hours. Adequate sample volume was present for all analytical fractions from the wells designated for sampling with the exception of ferrous iron from MW-33, MW-56, MW-57 and MW-60, hydrogen samples from MW-50, MW-56, MW-57, MW-60 and MW-6 and microbial analysis from MW-50. In addition, the results for the microbial sample from monitoring well ITMW-10 are not available due to laboratory error.

Sample containers were labeled and packed on ice in insulated coolers before being shipped under chain of custody via overnight courier or FedEx to Pace Analytical Services in Lenexa, Kansas (VOC and MNA parameters), via FedEx to Microseeps in Pittsburg, Pennsylvania and via FedEx to Microbial Insights in Knoxville, Tennessee (Microbial parameters). Chain of custody procedures were followed from the point of sample collection through completion of analysis. The laboratories used infrared thermometers to take sample temperatures upon sample receipt in accordance with US EPA "Manual for the Certification of Laboratories Analyzing Drinking Water" fifth edition.

2.3 Other On-Site Activities

As documented in the previous groundwater reports, monitoring wells MW-42 and MW-43 were damaged sometime between the April 2009 and October 2009 sampling events and remain unavailable for sample collection. The wells were capped and sealed to prevent further damage. The wells do not provide information critical to the remediation activities or associated monitoring. Therefore replacement of these wells is not anticipated. In agreement with ADEQ, Whirlpool will abandon both wells during the 3rd Quarter in accordance with applicable Arkansas well standards, with the surface completion procedures following the applicable City of Fort Smith requirements.

3 Results

The following sections present a discussion of the hydrogeology, analytical methods, the results of the laboratory analyses, and an assessment of data quality and usability.

3.1 Hydrogeology

Water levels in 66 wells (ITMW-1 through 21, MW-22 through 41, MW-46R, MW-50, MW-55, MW-58 through 68, MW-70, MW-71, RW-69, IW-72 through 80, and IW-129 through 131) at the Site were measured on May 12 during the second quarter of 2014. Well MW-55 was not able to be measured due to the property owner refusing access. Monitoring wells MW-56 and MW-57 were measured on July 11 due to access issues.

As stated in the July 15, 2014 letter to ADEQ titled *Response to ADEQ Correspondence dated June 13, 2014 – 1st Quarter 2014 Progress Report*, well MW-58 will be replaced assuming access is not withheld. The well will be abandoned in accordance with the ADEQ Monitoring Well Construction Geotechnical Boreholes, and Plug and Abandonment Policy and a new well (MW-58R) will be installed just up-gradient of the abandoned well.

The static water level measured in the wells ranged from just over two feet to 22 feet below top of the well casing (btwc) during the events (the depth to water measurement in MW-58 was 0.44 in May and has been excluded from assessment of water levels based upon the discussion above). Figure 1 shows the contours of the groundwater elevations measured on May 11th (and MW-56 and MW-57 measurements on June 11th). Based on recent potentiometric maps, the lateral hydraulic gradient, as an indication of the likely direction of groundwater flow, appears to be consistent with historical conditions, including the presence of a groundwater gradient divide that trends east to west just north of the facility building. As illustrated on the figure, the hydraulic gradient is near zero in the area that extends from the eastern portion of the north parking lot to just north of Jacobs Avenue. North of this point the hydraulic gradient is directed generally to the north/northeast. South of this flat area, the direction of the hydraulic gradient is to the southeast.

3.2 Analytical Methods

Fifty-five groundwater samples were collected from the plume boundary wells, on-site wells, and off-site wells and were analyzed for the following parameters in accordance with the indicated laboratory methods:

- VOCs: SW846 5030B/8260B
- Chloroethanol: SW846 8015
- Total Iron: SW846 6010
- Total Manganese: SW846 6010
- Alkalinity: SM 2320B
- Ferric Iron: SM 3500-Fe B#4
- Sulfide: SM 4500-H+B
- Sulfate: EPA 300.0
- Chloride: EPA 300.0
- Ammonia: EPA 350.1

- Nitrate: EPA 353.2
- Nitrite: EPA 353.2
- Total Nitrogen: EPA 353.2
- Carbon Dioxide: SM 4500-CO2 D
- Total Organic Carbon: SM 5310C
- Phosphate: SM 4500P-E
- Volatile Fatty Acids: AM21G
- Methane: AM20GAX
- Ethane: AM20GAX
- Ethene: AM20GAX
- Acetylene: AM20GAX
- Hydrogen: AM20GAX

These methods are contained in the US EPA's Test Methods for Evaluating Solid Waste (SW-846 3rd Edition, 1983); the American Public Health Association (APHA), American Water Works Association (AWWA), and Water Environment Federation (WEF) Joint Editorial Board's Standard Methods for the Examination of Water and Wastewater (SM 21st Edition, 2005); and Analysis of Dissolved Methane, Ethane and Ethylene in Groundwater by the laboratory modified AM20GAX Standard Gas Chromatographic Technique published in the RSKSOP-175 SOP that was prepared for the use of the Groundwater Ecosystems Restoration Division of the US EPA.

3.3 Analytical Results

All VOC analytical data were subjected to data validation in accordance with the US EPA Contract Laboratory Program National Functional Guidelines for Superfund Organic Methods Review (June 2008). The laboratory analytical data sheets for the samples are presented in Appendix A. Summaries of analytical results (i.e. detected compounds) for samples collected during the 2nd Quarter event are presented in Table 5. This table includes data qualifiers that may have been assigned from validation. A discussion of the field and laboratory analytical results for this event is presented below.

3.3.1 VOC Results

Plume Boundary Wells

In accordance with the RADD, 23 monitoring wells are identified as plume boundary wells (Table 2 identifies the plume boundary wells). VOC concentrations were detected above the RADD remedial action levels (RALs) in three of the 23 samples collected from the plume boundary wells (Table 1). Notable results from the 2nd Quarter sampling event include:

- ITMW-6: 1,1-Dichloroethane concentration of 4.6 µg/L (This result is consistent with historical ranges for ITMW-6 and is lower than the highest concentration of 1,1-dichloroethane in October 2013 at 6.7 µg/L).
- MW-61 and MW-63: TCE concentrations of 6.6 and 12.2 µg/L, respectively.

Consistent with historical analytical results for the Site, all other plume boundary well VOC results were reported at low concentrations or as non-detect. TCE results are depicted on Figure 2. The highest concentration of TCE at 12.2 µg/L was detected in the sample from well MW-63 located south of Jacobs Avenue. This result is consistent with historical TCE

concentrations in the well. In 2006 a result of 11.6 µg/L was detected at MW-63. Tabulated VOC concentrations measured in plume boundary wells during the 2014 2nd Quarter event are presented in Table 5.

The TCE concentration at MW-61 is slightly above historical values for this well location. The current concentration, however, may be due to elevated water levels/high precipitation events, which occurred just prior to the sampling event. Therefore, this well was sampled during the week of July 28th, 2014 as part of the 3rd Quarter sampling event. If after analysis and verification of the samples collected from this well in July indicate that the TCE concentrations continue to remain elevated above the RAL, a work plan addressing boundary delineation will be submitted to ADEQ for evaluation.

Off-Site Wells

A discussion of the parameters detected in groundwater samples collected from 11 of the 12 off-site monitoring wells identified in the RADD is presented below (MW-55 was not sampled due to property access restriction by the property owner) (Table 2 identifies the off-site wells). The off-site wells include those installed at off-site properties to the north and northeast of the Whirlpool northern property boundary that are not otherwise identified as plume boundary wells.

Although TCE was detected in all off-site wells (other than off-site plume boundary wells) at concentrations above the RAL, the TCE concentrations in these wells continue to exhibit generally stable trends based upon comparison of the TCE isoconcentration map (Figure 2) with historic TCE isoconcentration maps depicting the north portion of the plume. During the 2nd Quarter event, the highest concentration of TCE detected in groundwater samples from the off-site wells was 1,460 µg/L for a sample from monitoring well IW-77. This concentration is similar to past results at this well. In both 2010 and 2011, the TCE concentration at IW-77 was identified at 1,400 µg/L. The lowest concentration of TCE in a sample from an off-site well during this quarter was 10.3 µg/L at IW-76. Historical results for IW-76 range from a high of 730 µg/L in 2009 to a low of 127 µg/L during the 1st Quarter monitoring event. The current low TCE concentration of 10.3 µg/L in IW-76 is attributed to the presence of residual oxidant in the well (the groundwater exhibited a pink color presumably due to residual permanganate oxidant from previous oxidant injection in 2009). The groundwater in IW-76 exhibited an ORP measurement of 735.1 which is the highest ORP measurement in the monitoring well network during the second quarter monitoring event. Tabulated VOC concentrations measured in off-site wells during the 2nd Quarter event are presented in Table 5.

On-Site Wells

Twenty-one monitoring wells are identified as on-site wells within the RADD (Table 2 identifies the on-site wells). On-site wells include four wells north of Ingersoll Avenue and two wells south of Ingersoll Avenue which are north of the Whirlpool northern fence boundary. The remaining on-site wells are located along the perimeter of the former Whirlpool manufacturing facility or the source area, which includes wells immediately adjacent to the Whirlpool manufacturing building. On-site wells do not include wells identified as plume boundary wells which are also located on-site.

VOCs were detected above the RADD RALs in all 21 groundwater samples collected from the on-site wells. Parameters exceeding RALs include: TCE in all on-site wells, 1,1-dichloroethane

at one well, 1,1-dichloroethene at five wells, cis-1,2-dichloroethene in ten wells, 1,1,2,2-tetrachloroethane at three wells, tetrachloroethene at two wells, and vinyl chloride in eight wells.

Tabulated VOC concentrations measured in on-site wells during the 2nd Quarter event are presented in Table 5. During the 2014 2nd Quarter event, the maximum on-site TCE concentration of 18,500 µg/L was detected in MW-25 which is consistent with historical results. The highest on-site TCE concentration has historically been detected in MW-25 (270,000 µg/L in September 2011). The concentration of the daughter products (cis-1,2-DCE, and 1,1-DCE) are also highest in the source area wells. The highest concentration of vinyl chloride was identified at MW-38, located just east of MW-25 and ITMW-19, which are considered the source area wells.

Figures 4 and 5 depict trends in TCE concentration at select on-site wells. Figure 4 depicts source area TCE concentrations at ITMW-17, ITMW-19, and MW-25 over time. The linear trend for TCE concentration in samples from wells located in the defined source area are generally stable to decreasing at these three wells. Figure 5 depicts TCE concentrations at the northern on-site wells (MW-33, MW-34, and MW-35R along Ingersoll Avenue) over time. The concentration results for wells MW-34 and MW-35R exhibit stable to decreasing linear trends based upon Figure 5. As can be observed on Figure 5, sample results from monitoring well MW-33 exhibit a decreasing TCE concentration trend since the peak concentration of 1,700 µg/L was measured in September of 2007.

3.3.2 MNA Results

This section presents an evaluation of the natural attenuation data that were collected from the Site during the 2014 2nd Quarter sampling event.

The US EPA documents “Technical Protocol for Evaluating Natural Attenuation of Chlorinated Solvents in Groundwater” (US EPA, 1998) and “An Approach for Evaluating the Progress of Natural Attenuation in Groundwater” (2011) provides a framework for presenting the lines of evidence that natural attenuation of chlorinated solvents is occurring. The three recognized lines of evidence include:

- Historical groundwater and/or soil chemistry data that clearly demonstrate a trend of decreasing contaminant mass and/or concentration over time at appropriate monitoring points (US EPA, 1998).
- Hydrogeologic and geochemical data that can be used to establish indirectly the type(s) of natural attenuation processes occurring at the site, and the rate at which the processes will reduce contaminant concentrations to the cleanup goal (US EPA, 1998).
- Data from field or microcosm studies which directly demonstrate the occurrence of a specific natural attenuation process at the site and its capacity to degrade the contaminants of concern (US EPA, 1998).

This section presents an evaluation of the natural attenuation data that were collected from the Site during the 2014 2nd Quarter event.

Chemical Lines of Evidence

Chlorinated ethenes are degraded by both biological and abiotic (non-biological) mechanisms. Figure 3 below shows the biological (aerobic and anaerobic) and abiotic transformation pathways for chlorinated ethenes. This figure does not include other chemically induced aerobic (e.g.in situ chemical oxidation) and anaerobic (e.g. zero valent iron) pathways that can promote degradation of chlorinated compounds.

Figure 3. Abiotic and Biotic Pathways for Chlorinated Ethenes and Ethane

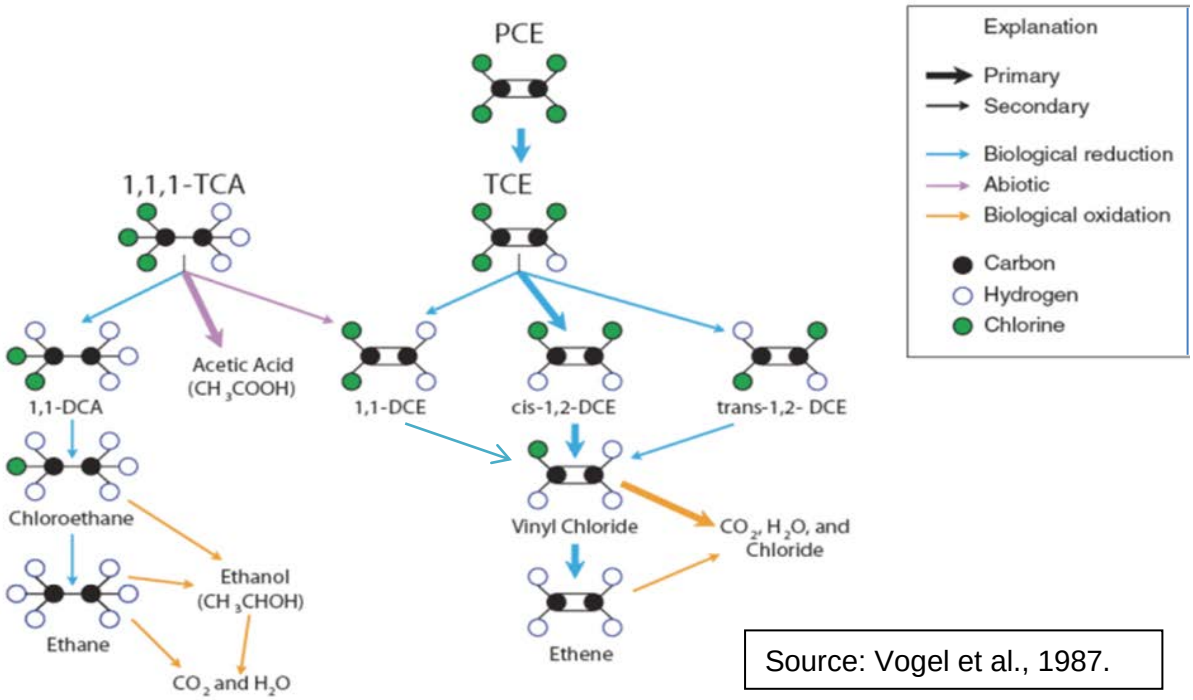

Source: Vogel et al., 1987.

Groundwater sample results for wells ITMW-12, ITMW-18, MW-25, and MW-38 continued to display elevated (>100 µg/L) concentrations of cis-1,2-dichloroethene (cis-1,2-DCE), a biodegradation daughter product of TCE. Vinyl chloride (VC), a biodegradation product of cis-1,2-DCE has been observed sporadically in groundwater samples from on-site monitoring wells. During this quarter, VC was detected at concentrations greater than 10 µg/L in monitoring wells ITMW-12, MW-25 and MW-38, indicating that microbes capable of reductive dechlorination are present in various locations in the aquifer.

Figures 4 and 5 show TCE concentrations over time for the source area wells (ITMW-17, ITWM-19 and MW-25) and northern on-site wells (MW-33, MW-34 and MW-35R). Similar to the 2nd Quarter 2014 report, these figures indicate that TCE concentrations are generally decreasing or remaining stable during the past decade. Likewise, the cis-1,2-DCE concentrations have been increasing or remaining fairly stable in many of the source wells demonstrating that bioattenuation of TCE is occurring in Site groundwater. Figure 6 shows TCE and cis-1,2-DCE trends over time for well MW-25. During the past 15 years, cis-1,2-DCE concentrations in MW-25 have generally increased, whereas TCE concentrations have varied from about 2000 until 2009; however, since 2010 the TCE concentrations in MW-25 have shown a subtle downward trend. In addition, low levels of ethene, which is the non-harmful final reductive dechlorination

byproduct, were detected in monitoring wells: ITMW-2, ITMW-4, ITMW-6, ITMW-7, ITMW-9, ITMW-15, ITMW-18, ITMW-20, IW-73, IW-74, IW-77, MW-25, MW-35R, MW-38, MW-46R, MW-56, MW-57, MW-65, MW-71 and RW-69, which provides further support that complete reductive dechlorination is occurring in some locations.

Geochemical Lines of Evidence

The occurrence and progress of natural attention in reducing COC concentrations is provided by evaluating geochemical parameters along with the results of conventional chemical and microbial analyses. The detection of cis-1,2-DCE in groundwater samples from this site is evidence that conditions likely are favorable for reductive dechlorination processes to be active. Key parameters used to assess the progress of include: temperature, concentration or presence of electron acceptors (dissolved oxygen, nitrate, iron, manganese and sulfate), presence and amount of nutrients (e.g., concentrations of nitrogen and phosphorus), bioavailable carbon source to sustain microbial population, concentrations of COCs, and pH.

Table 4 presents the groundwater field parameters. The key items on this table are discussed below.

- Groundwater generally is considered to exist under aerobic conditions, with more than 60 percent of the wells showing dissolved oxygen (DO) concentrations greater than approximately 1 milligram per liter (mg/L). However, there was a significant decrease in the percentage of wells showing aerobic conditions in comparison to the 1st Quarter 2014 sampling event which showed more than 90 percent were under aerobic conditions. Less than 1.5 mg/L may be considered microaerophilic conditions and approximately 47 percent of the wells displayed microaerophilic to anaerobic conditions. DO concentrations ranged from a high of 7.4 milligram per liter (mg/L) in ITMW-16 to a low of 0.13 mg/L in IW-77. Although the DO of many of the groundwater samples showed aerobic conditions, there appears to be anaerobic microniches within the area around some of these wells, as indicated by the elevated levels of the reductive dechlorination byproduct cis-1,2-DCE, which was observed in numerous wells that showed aerobic conditions. These types of processes have been documented in the literature (Enzien et al., 1994).
- The oxidation reduction potential (ORP) of the groundwater samples ranged from a low of 124.5 millivolts (mV) in RW-69, which showed a DO of 0.59 mg/L to a high of 735 mV in IW-76, which showed a DO of 1.81 mg/L. In general the ORP levels were less than 500 mV in most of the Site monitoring wells, which indicate that the groundwater is under manganese reducing to sulfate reducing conditions.
- The pH of the groundwater ranged from a low of 4.65 in ITMW-7 to a high of 11.3 in ITMW 15. However, the high pH observed in ITMW-15 appears to be due to the well construction because during the most recent groundwater sampling event, this well was redeveloped and the pH was 7.2. The redevelopment included pumping four well casing volumes for a total of 18 gallons. The majority of the groundwater samples displayed a pH of approximately 5 to 6.
- The temperature of the groundwater ranged from about 13.2 to 22.5 degrees Celsius, which is a range that is conducive to most microbes for MNA.

- The major competing electron acceptors nitrate, manganese, iron and sulfate were evaluated in site groundwater samples (Table 4). Nitrate levels were generally present at less than 1 mg/L in most of the monitoring wells, only a few wells showed nitrate levels above 1.5 mg/L, and only wells, ITMW-6 and ITMW-9, showed elevated levels of nitrate at 23.1 mg/L and 19.9 mg/L, respectively. Manganese concentrations ranged from 0.0028 mg/L in ITMW-13 to 7.67 mg/L in IW-72. The majority of the wells showed manganese concentrations less than 1 mg/L. Total iron was present in the majority of the groundwater samples at less than 4 mg/L, which was consistent with the low levels of ferrous iron observed in groundwater (<3.4 mg/L). However, MW-41 showed total iron and ferrous iron concentrations at 4.89 mg/L and 2.65 mg/L, respectively, indicating that significant iron reducing conditions are occurring in the area around this well. MW-61, which is outside the area of the TCE plume, showed 9.65 mg/L total iron in the 1st Quarter, compared to 1.6 mg/L in the 2nd Quarter. Sulfate concentrations were generally less than 50 mg/L with the exception of monitoring wells MW-29 (73.4 mg/L), MW-65 (73.3 mg/L), ITMW-18 (75 mg/L), and ITMW-6 (86.4 mg/L). The 2nd Quarter 2014 groundwater sampling results indicate that competing electron acceptors: nitrate, manganese, iron and sulfate do not appear to be present at concentrations that that would inhibit reductive dechlorination of TCE via microbial processes. These data are further supported by the presence of the reductive dechlorination byproduct, cis-1,2-DCE in numerous Site wells and the presence of VC in several wells.
- The dissolved hydrogen concentrations ranged from 0.9 nanomolar (nM) in ITMW-2 to 820 nM in IW-77. The majority of the wells were greater than 5 nM dissolved hydrogen. The elevated levels of dissolved hydrogen will be further evaluated during the next sampling round.
- Total organic carbon (TOC) levels ranged from less than 1 mg/L to a high of 32.7 mg/L in MW-58. However, well MW-58, which is ¾" diameter stainless steel prepacked well, has consistently observed very shallow depth to water and this may have contributed to the spurious TOC results observed. As stated in Section 3.1, this well is scheduled to be abandoned and replaced with a new monitoring well. More than 90% of the wells displayed TOC levels less than 2 mg/L.
- Methane, ethane and ethene were detected at low concentrations or were non-detect in groundwater samples throughout the site (Table 5). This result is likely due to low levels of TOC present in the groundwater which may be inhibiting bacterial growth.
- The alkalinity of the groundwater is relatively low with the many of the groundwater samples showing alkalinity concentrations less than 100 mg/L. However, there were a few wells that showed alkalinity greater than 100 mg/L including ITMW-6, ITMW-11, ITMW-15, ITMW-20, IW-72, MW-38, MW 50, MW-60, MW-61, MW-67, and MW-35R. The relatively low alkalinity concentrations in some parts of the plume indicate that the groundwater does not have significant natural buffering capacity in these areas.
- Major nutrients, ammonia and phosphate, were evaluated in the groundwater and the results in Table 5 indicate that the groundwater contains non-detectable levels of ammonia (< 0.10 mg/L), with the exception of monitoring wells ITMW-4 (0.34 mg/L) ITMW-11 (1.8 mg/L), ITMW-14 (0.22 mg/L), ITMW-15 (0.14 mg/L), MW-60 (0.39 mg/L) and MW-35R (0.39 mg/L). Phosphate was detected at concentrations ranging from non-detect (< 0.03 mg/L) to a high of 5.2 mg/L, which indicates that phosphate is present in

non-limiting concentrations to the indigenous microbial community in many areas of the Site groundwater.

Microbial Lines of Evidence

Table 5 provides the analytical results for analyzed samples. Results are presented for the genus *Dehalococcoides* (DHC), the functional genes, tceA reductase (tceA), BAV1vinyl chloride reductase (BVC) and vinyl chloride reductase (VCR). The presence of TCE reductase indicates the microbial consortium likely has the ability to reduce TCE to DCE and VC. The presence of the vinyl chloride reductases (qVC and qBVC) indicates the consortium may promote reductive dechlorination of VC to ethene. Similar to the 1st Quarter 2014 results, the *Dehalococcoides* were detected at significant concentration in MW-38 (50,000 cells/ml); a location that is relatively close to the source area. Likewise, the BVC gene was also detected at elevated levels (18,800 cells/ml) in MW-38, which indicates the potential for complete reductive dechlorination in this area. Less than a quarter of the wells showed the presence of DHC at detectable levels, while the majority of the wells showed non-detect levels for DHC, tceA, BVC, and VCR. These results are not surprising because the types of samples submitted to Microbial Insights were one-liter or less groundwater. In general microbes preferred to be attached to the aquifer sediments; therefore, groundwater sampling results may significantly under represent the indigenous microbes. In-well sampling tools, known as the Bio-Trap® (or similar devices) will be considered for future sampling events.

The Bio-Trap® (MICRO) sampler contains an innovative sampling matrix, Bio-Sep® beads, which are readily colonized by subsurface bacteria (Sublette et al., 2006). This type of sampling equipment is expected to provide more representative data of the indigenous microbial population. The Bio-Trap® samplers are installed in the monitoring wells and are recovered after approximately four to six weeks of incubation. The Bio-Sep® beads can then be analyzed for key dechlorinating bacteria (e.g. Dehalococcoides) and reductive dehalogenase genes responsible for reductive dechlorination. A key subset of the monitoring wells will be sampled using the Bio-Traps® during the 3rd Quarter 2014 sampling event to provide insight concerning the microbial community attached to the aquifer sediments.

The chemical, geochemical and microbial data from the first two quarterly monitoring events in 2014 along with the data to be collected during the third quarterly monitoring event using the Bio-Traps® will be used to assess natural attenuation conditions and geochemical and microbial trends at plume boundary, off-site and on-site well locations (chemical trend data is available and discussed in Sections 3.3.1, 3.3.2 and 4). In addition, the natural attenuation assessment will focus on conditions that may be limiting or inhibiting natural attenuation. This natural attenuation assessment for the first three quarters will be presented in the third quarter groundwater monitoring report, and this assessment will continue to be supplemented with data from subsequent monitoring events.

3.4 Data Quality Assessment

All field and analytical data were reviewed by ENVIRON. Validation findings are summarized below. Detailed validation reports are included in Appendix C.

3.4.1 Field Data

Field data were collected and validated according to the RADD, Work Plan, and associated SOPs and *USEPA Contract Laboratory Program National Functional Guidelines for Superfund Organic Methods Review* (June 2008). The field data and documentation were evaluated against the following criteria, as appropriate:

- Samples were collected at the specified locations identified in the RADD;
- Field instrumentation calibration and quality assurance/quality control (QA/QC) checks on equipment were conducted on a daily basis, prior to field work; and
- Sample documentation protocol and chain-of-custody protocols were followed per ENVIRON Field Procedures.

3.4.2 Laboratory Analytical Data

All VOC (SW846 5030B/8260B) analytical results received full data validation by an ENVIRON Project Chemist. During the data validation process, data validation qualifiers were assigned to the results per *USEPA Contract Laboratory Program National Functional Guidelines for Superfund Organic Methods Review* (June 2008), as necessary, to indicate potential limitation on use of the data. In addition, data qualifier codes were added to the results to indicate the reason(s) for qualification and the associated bias direction, if discernable. The following sections provide a summary of the data validation results. Complete copies of the validation reports are provided in Appendix C.

General Usability Assessment

The laboratory data packages for VOC analysis received from PACE Analytical Services were paginated, complete and overall were of good quality. The data packages submitted contained modified level II data packages for data validation.

The data quality for VOCs was generally acceptable. Certain reported results for VOC samples were qualified as non-detect "U" due to the presence of contaminant in associated method, equipment or trip blanks. Specifically, methylene chloride, a common laboratory contaminant and carbon disulfide were routinely found in the associated method blank. Toluene and TCE were found on one occasion in the associated blanks. Analytical data that were reported at concentrations less than five times (5X) the associated blank concentration (10X for common laboratory contaminants) were qualified as non-detect.

The overall quality of analytical data is inferred from the quantitative and qualitative data quality indicators of reporting limits, accuracy, precision, completeness, representativeness, and comparability. A general overall assessment of each of the data quality assurance objectives is provided below:

- **Reporting Limits.** The minimum reporting limits required were attained on undiluted samples with the exception of 1,3-dichloropropene and 1,1,2,2-tetrachloroethene. The laboratory instrument used for USEPA Method 8260B cannot be calibrated to detect 1,3-dichloropropene at a RAL of 0.41 µg/L or 1,1,2,2-tetrachloroethene at a RAL of 0.066 µg/L as prescribed by the RADD. The method detection limit (MDL) for 1,3-dichloropropene at 0.14 µg/L was below the RAL whereas the MDL for 1,1,2,2-

tetrachloroethene was 0.15 µg/L which is above the level stated in the RADD. ADEQ was informed of the limitations of the laboratory instrument prior to this sampling event.

Elevated target analyte concentrations necessitated dilutions for several samples. In such instances, the reviewer selected the result for each target analyte, corresponding to the analysis run with the least dilution. All other analytes were reported from the undiluted analysis if applicable. Results below the RL were reported by the laboratory if above the MDL. To reflect the uncertainty associated with values reported between the MDL and RL, these results were qualified as estimated ("J").

- **Precision.** The MS/MSD results for VOCs and the field duplicate relative percent difference (RPD) results satisfied applicable precision criteria with the exception of TCE reported from SDG 60169379 in the sample duplicate pair ITMW-19-201405/DUP-6-201405. The relative percent difference (RPD) recovery was 44.02% which was greater than the acceptance limit of 40%. The results therefore were qualified as estimated (J) due to possible precision issues. However; this recovery does not affect the usability of the data and the overall level of precision demonstrated is considered to be acceptable.
- **Accuracy.** Accuracy is a measure of bias in a measurement system. The closer the value of the measurement agrees with the true value, the more accurate the measurement. This was expressed as the percent recovery of LCSs, MS/MSDs, and surrogates. Surrogate spike recoveries, MS/MSD results, and LCS results for COCs satisfied the applicable evaluation criteria for accuracy, which indicates that overall accuracy with respect to the analytical system and to the site specific matrix can be considered acceptable. While several recoveries were outside of acceptable criteria, these recoveries were not severe enough to impact the usability of the data.
- **Completeness.** Completeness is a measure of the number of valid measurements obtained in relation to the total number of measurements planned. Completeness is expressed as the percentage of valid or usable measurements to planned measurements. No data were rejected during the validation process. As such, the completeness for the 2014 2nd Quarter event is **100.0%.**
- **Representativeness.** Representativeness is a qualitative parameter which expresses the degree to which sample data accurately and precisely represents a characteristic of a population, parameter variations at a sampling point, or an environmental condition. The agreement between the field duplicate results was used to assess representativeness. The general agreement between the field duplicate results is considered to indicate that the samples collected are adequately representative of the medium sampled.
- **Comparability.** In essence, comparability was maintained by consistency in sampling conditions, selection of sampling procedures, sample preservation methods, analytical methods, and data reporting units.

4 Plume Stability

Several analytical tools or "lines of evidence" were used to evaluate plume stability conditions including:

- **Statistical Methods.** Mann-Kendall nonparametric test (Gilbert, 1987; USEPA, 2000) to calculate the temporal trend in individual well analyte concentrations over time.
- **Isoconcentration Maps.** Qualitative method to evaluate temporal trends by comparing representations of plume concentration and extent for certain periods over the duration of monitoring.
- **Time vs. Concentration Plots.** Qualitative method to evaluate temporal trends in constituent concentration for individual wells and for representative concentration of overall plume (mean). The plots also include exponential regression lines to aid the analysis of temporal trends.

A historical summary of TCE and degradation products cis-1,2-DCE and VC concentrations in groundwater samples is provided in Table 6. These values are used for the analysis of trends described in the remainder of this Section. For purposes of the following discussion, the 68 wells at the site have been categorized as those located in the northern plume (generally MW-24 and wells to the north characterized by groundwater gradient towards the north-northeast), those located in the southern plume (generally south of MW-24 characterized by groundwater gradient towards the south-southeast) and source area wells, a subset of the southern plume wells, located immediately north of the northwestern corner of the Whirlpool building characterized by TCE concentrations greater than 1,000 µg/L. The following is the list of wells in each category (this list is only presented for evaluation of plume stability):

- **Northern Plume Wells (41 wells)**. MW-23, MW-24, MW-27, MW-28, MW-31, MW-32, MW-33, MW-35R, MW-36, MW-39, MW-40, MW-41, MW-42B, MW-43, MW-46R, MW-50, MW-55, MW-56, MW-57, MW-58, MW-60, MW-61, MW-62, MW-63, MW-65, MW-66, MW-67, MW-68, RW-69, MW-70, MW-71, IW-72, IW-73, IW-74, IW-75, IW-76, IW-77, IW-78, IW-79 and IW-80
- **Southern Plume Wells (27 wells)**. ITMW-1, ITMW-2, ITMW-3, ITMW-4, ITMW-5, ITMW-6, ITMW-7, ITMW-9, ITMW-10, ITMW-11, ITMW-12, ITMW-13, ITMW-14, ITMW-15, ITMW-16, ITMW-17, ITMW-18, ITMW-19, ITMW-20, ITMW-21, MW-22, MW-25, MW-26, MW-29, MW-30, MW-37 and MW 38.
- **Source Area Wells (9 wells)**. ITMW-11, ITMW-12, ITMW-15, ITMW-17, ITMW-18, ITMW-19, MW-25, MW-37 and MW-38.

Statistical Analysis of Temporal Trends

The applicable outcomes of the temporal trend analysis are as follows:

- **Increasing.** Statistically significant increasing trend for concentrations (>90% confidence);
- **Stable.** No statistically significant trend for concentrations along with low variability for results (coefficient of variance <1);

- **No Trend.** No statistically significant trend for concentrations along with high variability for results (coefficient of variance >1);
- **Decreasing.** Statistically significant decreasing trend for concentrations (>90% confidence);
- **<PQL (Practical Quantitation Limit).** All sample results have a "J" qualifier (estimated result greater than the method detection limit but less than the reporting limit) or a mixture of non-detects and results with "J" qualifiers; and
- **Not Detected (ND).** Constituent has not been detected at the well during the time period analyzed.

The trend analysis performed for groundwater concentrations from 2009 (when installation of the last of the current wells used for monitoring was complete) through 2nd Quarter 2014 are summarized in Table 7 (two wells, MW-42B and MW-43, were sampled fewer than four times since 2009 and no statistical evaluation was performed for these wells) shows that:

- Northern Plume Wells
    - **TCE.** Five wells had increasing trends, seven wells had decreasing trends, seven wells had no trend, 14 wells had stable concentrations and six wells did not have TCE concentrations above the laboratory reporting limit. Of the five wells with increasing trends, two (MW-56 and MW-57) had concentrations during the2014 2nd Quarter that were within historical ranges of detected values, two wells (MW-61 and IW-77) had concentrations that exceeded the historical maximums by relatively small amounts (MW-61 at 6.6 µg/L versus 4.7 µg/L and IW-77 at 1,460 µg/L versus 1,400 µg/L) and the final well MW-55 has not been sampled since October 2013 because access has not been granted to the well during the 2014 1st and 2nd groundwater monitoring events.
    - **cis-1,2-DCE.** Two wells had increasing trends, five wells had decreasing trends, nine wells were stable and 22 wells did not have cis-1,2-DCE concentrations above the laboratory reporting limit.
    - **VC:** One well had an increasing trend, one well had no trend and 37 wells did not have VC concentrations above the laboratory reporting limit.
- Southern Plume Wells
    - **TCE.** Two wells had increasing trends, six wells had decreasing trends, four wells had no trend, 10 wells had stable concentrations and five wells did not have TCE concentrations above the laboratory reporting limit. Of the two wells with increasing trends, one (ITMW- 12, a Source Area well) had a concentrations that was within the historical range of detected values and one well (ITMW-10) had a concentration that exceeded the historical maximum by a relatively small amounts (184 µg/L versus 166 µg/L).
    - **cis-1,2-DCE.** One well had an increasing trend, seven wells had decreasing trends, 11 wells were stable and eight wells did not have cis-1,2-DCE concentrations above the laboratory reporting limit.

  - **VC.** One well had an increasing trend, two wells had decreasing trends, five wells had no trend, two wells had stable concentrations and 17 wells did not have VC concentrations above the laboratory reporting limit.

- Source Area Wells (a subset of the southern plume wells)
  - **TCE.** One well had an increasing trend, three wells had decreasing trends and five wells had stable concentrations.
  - **cis-1,2-DCE.** Three wells had decreasing trends and six wells were stable.
  - **VC.** One well had an increasing trend, one well had a decreasing trend, two wells had no trend, two wells had stable concentrations and three wells did not have VC concentrations above the laboratory reporting limit.

Isoconcentration Maps

Figure 7 shows the maximum extent of TCE concentrations in groundwater that have historically exceeded 5 µg/L and isoconcentration lines for the 2nd Quarter groundwater monitoring event. As shown on the figure, the current 5 µg/L isoconcentration line does not extend beyond the bounds of the historical maximum extent, except for in the area of MW-61 at the northeastern extent of the monitoring well network for the Northern Plume. Concentration of TCE above the method detection limit but below the reporting limit of 5 µg/L have been detected in samples from this well as early as April 2009 (4 µg/L). The 2014 2nd Quarter event is the first time that the TCE concentration at this well exceeded 5 µg/L requiring that the isoconcentration line be extend to include MW-61.

Concentration vs. Time Plots

The average (arithmetic mean) of the detected TCE, cis-1,2-DCE and VC concentrations were calculated for each of the eleven comprehensive groundwater monitoring events conducted at the site since 2009 and are summarized in Table 8. Figures 8 - 11 show the average concentrations versus time for all wells, the northern plume wells, the southern plume wells and the source area wells, respectively. Decreases in average concentrations for TCE, cis-1,2-DCE and VC are noted for all wells, southern plume wells and source area wells. The average concentrations of TCE, cis-1,2-DCE and VC in the northern plume wells are decreasing but at a much more moderate rate compared to the remainder of the wells.

TCE and cis-1,2-DCE concentration versus time charts are also provided for pairs of wells located in the southern plume, source area and two located in the northern plume (Figure 12 through 15). As shown on Figure 12, although TCE concentrations have been increasing slightly in ITMW-10 (primarily during the most recent sampling event) concentrations of cis-1,2-DCE in ITMW-10 and TCE and cis-1,2-DCE in nearby ITMW-9 have been decreasing. Figure 13 shows concentration trends for wells ITMW-19 and MW-25 located in the source area concentrations are generally decreasing or stable. Although the overall trend is consistent it is obvious that at MW-25 concentrations of TCE, cis-1,2-DCE and VC change significantly from spring to fall sampling events with higher concentrations occurring in the fall and lower concentration occurring in the spring. This is consistent with historical results at this well. Figure 14 shows that although concentrations of TCE and cis-1,2-DCE are increasing at IW-77, they are decreasing at the next down-gradient well IW-76. As shown on Figure 15, although TCE

and cis-1,2-DCE concentrations are increasing at MW-56 concentrations at nearby well MW-57 have remained stable. Figure 16 shows TCE concentrations at MW-61 increasing above historical maximums.

Conclusions

The plume exhibits characteristics of a stable plume based upon statistical analysis of temporal concentration trends, decreasing average concentrations in the southern portion of the plume, stable to slightly decreasing average concentrations in the northern portion of the plume, and an aerial extent predominantly within the bounds of the historical maximum extent except near MW-61.

The single site-wide groundwater plume can be categorized as two plumes with distinct characteristics (i.e. the southern plume and the northern plume). The southern plume is characterized by a relatively flat south southeast potentiometric gradient, source area well TCE concentrations greater than 1,000 µg/L, an aerial extent of approximately 825,000 square feet (predominately located under the footprint of the Whirlpool building) and a significant decreasing trend in average TCE concentrations. The northern plume is characterized by a north northeast potentiometric gradient that is flat to the south and steepens to north northwest, TCE concentrations generally between 100 and 1,000 µg/L, an aerial extent of approximately 464,000 square feet located north of the Whirlpool building and extending to the residential area to the north northeast and a slight decreasing trend in average TCE concentrations.

5 Summary and Conclusion

ENVIRON performed the 2nd Quarter 2014 Groundwater Monitoring Event (2nd Quarter event) on behalf of Whirlpool in May of 2014 during the weeks of May 12th through May 16th. Due to access issues, two wells were sampled on June 11th. The quarterly monitoring was conducted for collection of groundwater samples for analysis of volatile organic compounds (VOCs) and limited monitored natural attenuation (MNA) parameters (i.e. RADD Table 2 and limited constituents on Table 3).

- The groundwater potentiometric surface observed during the 2nd Quarter of 2014 is consistent with that historically observed at the Site.
- The direction of the lateral hydraulic gradient continues to be influenced by a divide located just south of Ingersoll Avenue with directions of the gradient predominantly to the northeast and south on either side of the general divide.
    - Groundwater north of the divide is flowing in a northeasterly direction
    - Groundwater south of the divide is flowing in a southern direction.
- The groundwater plume exhibits characteristics of stability based upon statistical analysis of temporal concentration trends
- The approximate location of the plume boundary is generally consistent with previous reporting periods and historic results. MW-61 will be further evaluated after the 3rd Quarter event.
- 2nd Quarter 2014 groundwater monitoring shows generally stable to decreasing trends for TCE concentration.
    - Plume boundary well data continue to show results generally consistent with historical TCE concentrations.
    - Off-site well data are similar to previous monitoring events and continues to show generally stable TCE concentration trends.
    - On-site well data continue to show generally stable to decreasing TCE concentration trends.
- 2nd Quarter 2014 groundwater monitoring data in conjunction with historical data demonstrate that natural attenuation of TCE is occurring via biological mechanisms in both on-site and off-site groundwater.

6 References

2014 - Dissolved Gas Sampling Guidance; Microseeps Inc; http://www.microseeps.com/html/dissolved_gas.html

ADEQ (2013). Remedial Action Decision Document for Corrective Action. Whirlpool Corporation, Sebastian County, Arkansas, AFIN 66-00048. December 27.

Bradley, P.M., and F.H. Chapelle. 1996. Anaerobic mineralization of vinyl chloride in Fe (III) reducing aquifer sediments. *Environmental Science & Technology,* Vol. 30:2084-2086.

Bradley, P.M., J.E. Landmeyer, and R.S. Dinicola. 1998. Anaerobic oxidation of [1,2-14C]Dichloroethene under Mn(IV)-Reducing Conditions. *Applied Environmental Microbiology*, Vol. 64:1560-1562.

Butler, E.C., and K.F. Hayes. 1998. Effects of Solution Composition and pH on the Reductive Dechlorination of Hexachloroethane by Iron Sulfide. *Environmental Science & Technology,* Vol. 32(9):1276-1284.

Butler, E.C. and K.F. Hayes. 1999. Kinetics of the transformation of trichloroethylene and tetrachloroethylene by iron sulfide. *Environmental Science & Technology,* Vol. 33: 2021-2027.

Campbell, T.J., D.R. Burris, A.L. Roberts, and J.R. Wells. 1997. Trichloroethylene and Tetrachloroethylene Reduction in a Metallic Iron–Water-Vapor Batch System. *Environmental Toxicology and Chemistry,* Vol. 16(4): 625–630.

Cox, E., E. Edwards, L. Lehmicke, and D.W. Major. 1995. Intrinsic biodegradation of trichloroethylene and trichloroethane in a sequential anaerobic-aerobic aquifer. *Intrinsic Bioremediation*, pp. 223-231. Columbus, Ohio, Battelle Press. Eds. Hinchee, R.E., Wilson, J.T., and Downey, D. C.

Davis, J.W. and C.L. Carpenter. 1990. The aerobic biodegradation of vinyl chloride in groundwater. *Applied and Environmental Microbiology,* Vol. 56:3878-3880.

DeBruin, W.P., Kotterman, M.J.J., M.A. Posthumus, G. Schraa, and A.J.B. Zehnder. 1992. Complete biological reductive transformation of tetrachloroethene to ethane. *Applied Environmental Microbiology,* Vol. 58(6):1996-2000.

Ensign, S.A., M.R. Hyman, and D.J. Arp. 1992. Cometabolic degradation of chlorinated alkenes by alkene monooxygenase in a propylene-grown Xanobactor strain. *Applied and Environmental Microbiology*, Vol. 58(9):3038-3046.

Enzien, M., Picardal, F., Hazen, T., Arnold, R. and Fliermans, C., 1994. Reductive Dechlorination of Trichloroethylene and Tetrachloroethylene under Aerobic Conditions in a Sediment Column, *Applied and Environmental Microbiology 60*(6), 2200-2204.

EPA, 1998. “Technical protocol for evaluating natural attenuation of chlorinated solvents in ground water” Office of Research and Development, EPA/600/R-98/128.

EPA, 2011. “An approach for evaluating the progress of natural attenuation in groundwater”, Office of Research and Development, EPA/600/R-11/204.

Freedman, D. L. and J. M. Gossett, 1989. "Biological reductive dechlorination of tetrachloroethylene and trichloroethylene to ethylene under methanogenic conditions." *Applied and Environmental Microbiology 55*(9): 2144-2151.

Gerritse, J., O. Drzyzga, G. Kloetstra, M. Keijmel, L. P. Wiersum, R. Hutson, M. D. Collins, and J. C. Gottschal, 1999. Influence of different electron donors and acceptors on dehalorespiration of tetrachloroethene by *Desulfitobacterium frappieri* TCE1. *Applied and Environmental Microbiology 65*(12): 5212-5221.

Hartmans, S., J. de Bont, J. Tramper, and K. Luben. 1985. Bacterial degradation of vinyl chloride. *Biotechnology Letters*, Vol. 7(6):383-388.

Hendrickson, E.R., J. Payne, R.M. Young, M.G. Starr, M.P. Perry, S. Fahnestock, D.E. Ellis, and R.C. Eversole, 2002. "Molecular analysis of *Dehalococcoides* 16S ribosomal DNA from chloroethene-contaminated sites throughout North America and Europe." *Applied and Environmental Microbiology 68*(2): 485-495.

Holliger, C., G. Schraa, A.J.M. Stams, and A.J.B. Zehnder, 1993. "A highly purified enrichment culture couples the reductive dechlorination of tetrachloroethene to growth." *Applied and Environmental Microbiology 59* (9): 2991-2997.

Holmes, V.F., J. He, P.K.H. Lee, and L. Alvarez-Cohen, 2006. "Discrimination of multiple *Dehalococcoides* strains in a trichloroethene enrichment by quantification of their reductive dehalogenase genes." *Applied and Environmental Microbiology 72*(9): 5877-5883.

Hopkins, G.D., L. Semprini, and P.L. McCarty. 1993. Microcosm and In Situ Field Studies of Enhanced Biotransformation of Trichloroethylene by Phenol-Utilizing Organisms. *Applied and Environmental Microbiology,* Vol. 59(7):2277-2285.

Klecka, E. Lutz, N.J. Klier, R.J. West, J.W. Davis, D. Ellis, J.M. Odom, T.A. Ei, F.H. Chappelle, D.Major, and J. Salvo. 1997. Intrinsic bioremediation of chlorinated ethenes at Dover Air Force Base. *In: In Situ and On-Site Bioremediation*: Volume 3. Alleman,

Krumholz, L. R., R. Sharp, and S. S. Fishbain, 1996. "A freshwater anaerobe coupling acetate oxidation to tetrachloroethylene dehalogenation." *Applied and Environmental Microbiology 62*(11): 4108-4113.

Löffler, F.E., R.A. Sanford, and J.M. Tiedje, 1996. "Initial characterization of a reductive dehalogenase from *Desulfitobacterium chlororespirans* Co23." *Applied and Environmental Microbiology 62*(10): 3809–3813.

Major, D.W., E.H. Hodgins, and B.J. Butler. 1991. Field and laboratory evidence of in situ biotransformation of tetrachloroethene to ethene and ethane at a chemical transfer facility in North Toronto. In: *In Situ and On Site Bioreclamation*, R. Hinchee and R. Olfenbuttel (eds.). Buttersworth-Heineman, Stoneham, MA.

Maymo-Gatell, X., Y. Chien, J.M. Gossett, and S.H. Zinder. 1997. Isolation of a bacterium that reductively dechlorinates tetrachloroethene to ethene. *Science,* Vol. 276:1568-1571.

Maymó-Gatell, X., T. Anguish, and S.H. Zinder, 1999. "Reductive dechlorination of chlorinated ethenes and 1,2-dichloroethane by *Dehalococcoides ethenogenes* 195."

Applied and Environmental Microbiology 65(7): 3108–3113.

Müller, J.A., B.M. Rosner, G. von Avendroth, G. Meshulam-Simon, P.L. McCarty, and A.M. Spormann. 2006. "Molecular identification of the catabolic vinyl chloride reductase from *Dehalococcoides* sp. strain VS and its environmental distribution." Applied and Environmental Microbiology 70(8): 4880-4888.

Nelson, M.J.K, S. Montgomery, and P. Prichard. 1988. Trichloroethylene Metabolism by Microorganisms that Degrade Aromatic Compounds. *Applied and Environmental Microbiology,* Vol. 54(2):604-606.

Sublette, K., Peacock, A., White, D., Davis, G., Ogles, D., Cook, D., Kolhatkar, R., Beckmann, D. and Yang, X., 2006. Monitoring Subsurface Microbial Ecology in a Sulfate-Amended, Gasoline-Contaminated Aquifer. *Groundwater Monitoring & Remediation, 26:* 70–78

Vannelli T., M. Logan, D.M. Arciero, and A. Hooper. 1990. Degradation of halogenated aliphatic compounds by ammonia-oxidizing bacterium *Nitrosomonas eurpaea*. *Applied and Environmental Microbiology*, Vol. 56:1169-1171.

Vogel, T., Criddle, C., and McCarty, P., 1987. "ES Critical Reviews: Transformations of halogenated aliphatic compounds", *Environmental Science & Technology 21* (8), 722-736

Wackett, L.P., G.A. Brusseau, S.A. Householder, and R.S. Hanson. 1989. Survey of microbial oxygenases: trichloroethylene degradation by propane-oxidizing bacteria. *Applied and Environmental Microbiology*, Vol. 55:2960-2964.

Wiedemeier, T.H., H.S. Rifai, C.J. Newell, and J.T. Wilson. 1999. *Natural Attenuation of Fuels and Chlorinated Solvents in the Subsurface*, John Wiley & Sons, New York, New York, p. 617.

Wild, A.P., W. Winkelbauer, and T. Leisinger. 1995. Anaerobic dechlorination of trichloroethene, tetrachloroethene, and 1,2-dichloroethane by an acetogenic mixed culture in a fixed-bed reactor. *Biodegradation*, Vol. 6(4):309-318.

Wilson, J. and Wilson, B. 1985. Biotransformation of trichloroethylene in soil. Appl Environ Microbiol. Jan 1985; 49(1): 242–243.

Tables

TABLE 1
CONSTITUENTS OF CONCERN AND RADD GROUNDWATER REMEDIAL ACTION LEVELS
Whirlpool Facility
Fort Smith, Arkansas

Constituent of Concern	Remedial Action Level (ug/L)[1]
Acetone	12,000[2]
Benzene	5.0
Bromodichloromethane	80
Bromodichloromethane	80
Bromoform	7.0[2]
Bromomethane	4,900[2]
2-Butanone	720
Carbon Disulfide	5.0
Carbon Tetrachloride	100
Chlorobenzene	21,000[2]
Chloroform	80
Chloromethane	190[2]
Dibromochloromethane	80
1,1-Dichloroethane	2.4[2]
1,2-Dichloroethane	5.0
1,1-Dichloroethene	7.0
cis-1,2-Dichloroethene	70
trans-1,2-Dichloroethene	100
1,2-Dichloropropane	5.0
1,3-Dichloropropene	0.41[2]
Ethylbenzene	700
2-Hexanone	34[2]
4-Methyl-2-pentanone	1,000[2]
Methylene chloride	5.0
Styrene	100
1,1,2,2-Tethrachloroethane	0.066[2]
Tetrachloroethene (PCE)	5.0
Toluene	1,000
1,1,1-Trichloroethane	200
1,1,2-Trichlrorethane	5.0
Trichloroethene (TCE)	5.0
Vinyl chloride	2.0
Xylenes (total)	10,000

(1) = Maximum Contamination Level (USEPA, May 2013)

(2) = USEPA Tapwater Screeging Level (MCL and Maximum Contaminant Level Goal Unavailable)

TABLE 2

GROUNDWATER MONITORING WELL NETWORK SAMPLED FOR RADD QUARTERLY EVENTS

Whirlpool Facility

Fort Smith Arkansas

Plume Boundary Wells				
ITMW-2	ITMW-4	ITMW-6	ITMW-16	ITMW-20
MW-22	MW-26	MW-27	MW-28	MW-29
MW-31	MW-36	MW-39	MW-40	MW-50
MW-60	MW-61	MW-62	MW-63	MW-66
MW-67	MW-68	IW-72		

Off-Site Wells				
MW-41	MW-46R	MW-55	MW-56	MW-57
MW-58	MW-71	IW-73	IW-74	IW-76
IW-77	RW-69			

On-Site Wells				
ITMW-1	ITMW-7	ITMW-9	ITMW-10	ITMW-11
ITMW-12	ITMW-13	ITMW-14	ITMW-15	ITMW-17
ITMW-18	ITMW-19	ITMW-21	MW-25	MW-32
MW-33	MW-34	MW-35R	MW-38	MW-65
IW-80				

Table 3
SUMMARY OF MONITORING WELL STATIC WATER LEVEL MEASUREMENTS
Whirlpool Facility
Fort Smith, Arkansas

Location	Well Coordinates		Top of Casing Elevation (ft)	Top of Screen Elevation (ft)	Bottom of Screen Elevation (ft)	Screen Length (ft)	Screened Interval (ft)	Static Water Level Elevation (ft)					
	Easting (ft)	Northing (ft)						10/1/2012	4/22/2013	10/14/2013	3/5/2014	3/25/2014	5/12/2014
ITMW-1	591383	368913	476.93	460.43	446.68	13.75	16.50 - 30.25	462.88	461.15	462.43	461.13	460.84	461.70
ITMW-2	591189	369021	474.97	465.04	450.59	14.45	12.75 - 27.20	465.70	465.12	465.92	462.19	461.98	462.89
ITMW-3	591306	369075	474.72	468.14	453.34	14.80	10.65 - 25.45	463.09	465.77	467.17	461.67	461.43	462.31
ITMW-4	591251	368208	478.19	459.70	445.70	14.00	18.20 - 32.20	462.62	460.70	461.99	461.10	460.81	461.54
ITMW-5	590982	368205	478.93	453.65	443.90	9.75	19.90 - 29.65	462.43	454.77	456.54	460.96	460.67	461.37
ITMW-6	590923	367970	483.04	454.60	440.10	14.50	21.65 - 36.15	462.18	454.06	454.74	460.85	460.58	461.29
ITMW-7	590546	368323	481.95	455.97	440.97	15.00	21.90 - 36.90	462.49	458.12	457.98	461.75	461.70	462.33
ITMW-9	591256	368146	481.90	456.57	443.07	13.50	19.95 - 33.45	462.52	455.60	456.53	461.00	460.72	461.45
ITMW-10	590978	368157	480.84	454.93	443.98	10.95	22.65 - 33.60	462.46	457.64	458.75	460.95	460.99	461.39
ITMW-11	590978	369040	474.07	458.82	445.37	13.45	15.25 - 28.70	465.82	462.15	463.43	462.68	462.52	463.27
ITMW-12	590998	369007	476.67	463.19	448.19	15.00	15.00 - 30.00	463.22	464.18	464.77	462.40	462.21	463.12
ITMW-13	591047	369052	477.79	464.93	449.93	15.00	14.00 - 29.00	463.69	463.76	464.34	462.40	462.23	463.10
ITMW-14	591098	369056	477.30	468.24	453.54	14.70	14.80 - 29.50	461.72	468.28	468.88	462.33	462.14	463.04
ITMW-15	590944	369043	474.50	459.50	444.50	15.00	15.00 - 30.00	465.41	462.93	463.54	462.74	462.69	463.40
ITMW-16	590967	369100	478.79	464.90	449.90	15.00	17.00 - 32.00	463.38	466.05	466.48	462.74	462.49	463.38
ITMW-17	590864	369051	477.90	464.84	449.84	15.00	16.00 - 31.00	463.19	465.71	466.20	462.52	462.39	463.25
ITMW-18	590976	368955	473.55	459.07	444.07	15.00	15.00 - 30.00	463.35	463.02	463.99	462.41	462.13	463.09
ITMW-19	590890	368961	476.25	460.67	445.67	15.00	16.00 - 31.00	463.25	463.17	463.65	462.51	462.31	463.20
ITMW-20	590370	369042	477.87	463.30	448.30	15.00	14.00 - 29.00	463.51	462.92	462.81	463.24	463.03	463.76
ITMW-21	590629	368898	476.52	458.50	443.50	15.00	16.00 - 31.00	463.27	461.27	461.71	462.95	463.04	463.54
MW-22	591853	368913	473.93	459.93	444.93	15.00	14.00 - 29.00	463.62	461.55	462.92	461.38	461.27	462.08
MW-23	590892	369238	475.80	461.80	446.80	15.00	14.00 - 29.00	463.42	462.98	463.37	462.74	462.56	463.28
MW-24	590876	369134	476.39	458.39	443.39	15.00	18.00 - 33.00	463.44	462.97	463.37	462.76	462.57	463.47
MW-25	590743	369006	476.89	459.89	444.89	15.00	17.00 - 32.00	463.49	463.12	463.44	462.81	462.63	463.51
MW-26	590566	369230	478.05	459.55	444.55	15.00	18.50 - 33.50	463.88	463.63	463.73	463.28	463.21	464.04
MW-27	591077	369226	475.42	460.42	445.42	15.00	15.00 - 30.00	463.42	463.00	463.35	462.69	462.50	463.41
MW-28	591324	369209	470.49	457.49	442.49	15.00	13.00 - 28.00	463.38	462.69	463.31	462.52	462.28	463.26
MW-29	590181	368371	474.91	458.91	443.91	15.00	16.00 - 31.00	462.87	463.44	462.68	462.66	462.91	463.38
MW-30	590579	368432	478.99	457.99	442.99	15.00	21.00 - 36.00	462.52	462.61	462.58	462.29	462.22	462.91
MW-31	590824	369286	476.03	458.53	448.53	10.00	17.50 - 27.50	463.02	462.80	463.48	462.63	462.55	463.42
MW-32[1]	590909	369279	475.68	458.68	448.68	10.00	17.00 - 27.00	463.36	462.79	463.33	462.72	462.59	463.43
MW-33[1]	590994	369276	474.88	459.08	449.08	10.00	15.80 - 25.80	463.38	463.45	463.48	462.70	462.50	463.43
MW-34[1]	590932	369336	474.29	454.79	444.79	10.00	19.50 - 29.50	463.42	462.89	463.35	462.76	462.68	463.47

Notes:

NA -- Not available or not installed

NM -- Not measured

Horizontal and vertical coordinates converted to Arkansas State Plane, North Zone (NAD83) and North American Vertical Datum of 1988 (NAVD88) based on information provided in historic site file. Casing elevations for ITMW-1 through ITMW-21 and MW-22 extracted from 2011/2012 Annual Ground Water Monitoring Report dated June 28, 2012. Casing elevations for remaining wells extracted from survey data provided by Philip J. Leraris, P.E., L.S., dated May 12, 2009.

Well screen intervals and depths adapted from monitoring well construction diagrams.

1 - Construction diagram notes use of pre-packed stainless steel screen.

2 - Construction diagram text and graphical representation differ on construction details. Graphical representation used to infer elevations.

3 - Construction diagram notes presence of sedimentation sump below screened interval.

Table 3
SUMMARY OF MONITORING WELL STATIC WATER LEVEL MEASUREMENTS
Whirlpool Facility
Fort Smith, Arkansas

Location	Well Coordinates		Top of Casing Elevation (ft)	Top of Screen Elevation (ft)	Bottom of Screen Elevation (ft)	Screen Length (ft)	Screened Interval (ft)	Static Water Level Elevation (ft)					
	Easting (ft)	Northing (ft)						10/1/2012	4/22/2013	10/14/2013	3/5/2014	3/25/2014	5/12/2014
MW-35R[3]	590994	369333	473.87	454.37	444.37	10.00	19.50 - 29.50	463.42	463.32	463.35	462.87	462.57	463.42
MW-36[1]	591079	369329	473.30	461.30	446.30	15.00	12.00 - 27.00	463.44	462.89	463.44	462.71	462.75	463.53
MW-37	590972	369028	473.57	458.57	443.57	15.00	15.00 - 30.00	463.46	463.00	463.46	462.67	462.52	463.37
MW-38	590960	369040	474.60	459.60	444.60	15.00	15.00 - 30.00	463.42	462.85	463.42	462.63	462.51	463.40
MW-39[1]	590833	369421	475.46	455.96	445.96	10.00	19.50 - 29.50	463.36	462.63	463.36	461.61	462.62	463.48
MW-40[1]	590998	369622	473.35	455.60	445.60	10.00	17.75 - 27.75	463.29	462.95	455.04	462.74	462.55	463.50
MW-41[1]	591061	369469	472.09	453.34	443.34	10.00	18.75 - 28.75	463.64	462.91	463.48	462.76	462.63	463.44
MW-46R	591472	369609	465.76	449.16	444.16	5.00	16.60 - 21.60	462.86	462.45	462.94	462.53	462.18	463.09
MW-50	591415	370213	463.11	455.11	445.11	10.00	8.00 - 18.00	458.39	454.69	458.68	455.90	455.19	456.55
MW-55[1]	591291	369893	465.50	450.00	445.00	5.00	15.50 - 20.50	461.59	462.68	463.06	462.70	NM	NM
MW-56[1]	591687	369730	463.22	448.72	443.72	5.00	14.50 - 19.50	458.33	459.83	459.98	457.03	456.49	459.64
MW-57[1]	591690	369811	462.90	448.90	443.90	5.00	14.00 - 19.00	457.65	459.61	460.08	458.95	457.65	459.65
MW-58[1]	591570	369907	462.71	450.21	445.21	5.00	12.50 - 17.50	461.85	461.79	462.01	NM	462.11	462.27
MW-60[1]	591710	370193	460.85	448.85	443.85	5.00	12.00 - 17.00	455.93	452.38	456.27	453.25	453.05	454.50
MW-61[1]	592003	370175	459.61	449.11	444.11	5.00	10.50 - 15.50	451.27	450.41	451.98	448.21	450.92	451.92
MW-62[1]	591791	369569	464.33	448.83	443.83	5.00	15.50 - 20.50	457.82	457.88	458.95	456.68	457.61	459.04
MW-63[1]	591994	369560	463.87	447.87	442.87	5.00	16.00 - 21.00	459.28	455.05	460.23	458.82	457.91	458.96
MW-65[3]	590980	369335	473.91	454.41	444.41	10.00	19.50 - 29.50	463.43	462.88	463.26	462.66	462.63	463.42
MW-66	592280	369855	462.05	449.45	444.45	5.00	12.60 - 17.60	457.17	456.69	457.51	456.64	456.71	457.79
MW-67	592291	370027	459.01	449.41	444.41	5.00	9.60 - 14.60	455.14	455.12	457.33	453.19	454.78	456.90
MW-68	591173	369815	469.81	455.81	445.81	10.00	14.00 - 24.00	463.08	462.90	463.31	462.70	462.49	463.44
RW-69[3]	591170	369678	471.25	456.25	446.25	10.00	15.00 - 25.00	463.34	462.93	463.33	462.83	462.50	463.43
MW-70	591162	369693	471.53	NA	NA	NA	NA	463.31	462.92	463.28	462.70	462.52	463.43
MW-71	591170	369695	471.35	NA	NA	NA	NA	463.36	462.93	463.33	462.70	462.55	463.43
IW-72[3]	591056	369590	471.65	456.65	446.65	10.00	15.00 - 25.00	463.06	462.11	462.13	462.69	462.32	463.24
IW-73	591060	369503	471.48	NA	NA	NA	NA	463.38	462.88	463.43	462.73	462.61	463.45
IW-74[2,3]	591058	369545	472.06	457.06	447.06	10.00	15.00 - 25.00	463.87	462.76	462.38	462.75	462.44	463.34
IW-75	591072	369605	472.17	NA	NA	NA	NA	463.65	462.83	463.58	462.63	462.47	463.44
IW-76	591050	369426	472.26	NA	NA	NA	NA	463.26	462.86	463.20	462.54	462.37	463.25
IW-77[2]	591027	369380	473.01	453.01	443.01	10.00	20.00 - 30.00	463.48	462.91	463.39	462.75	462.54	463.43
IW-78	590984	369338	473.49	NA	NA	NA	NA	463.44	463.27	463.19	463.24	462.65	463.44
IW-79	591018	369335	473.84	NA	NA	NA	NA	463.45	463.41	463.39	462.71	462.65	463.45
IW-80[2,3]	591047	369343	473.30	453.30	443.30	10.00	20.00 - 30.00	463.24	462.38	463.19	462.57	462.44	463.30
IW-129	590989	368977	473.54	448.99	443.99	5.00	24.55 - 29.55	NA	NA	NA	NA	NA	463.08
IW-130	590924	369186	475.58	452.20	447.20	5.00	23.38 - 28.38	NA	NA	NA	NA	NA	463.20
IW-131	591006	369339	473.37	453.65	448.65	5.00	19.72 - 24.72	NA	NA	NA	NA	NA	463.21

Notes:

NA -- Not available or not installed

NM -- Not measured

Horizontal and vertical coordinates converted to Arkansas State Plane, North Zone (NAD83) and North American Vertical Datum of 1988 (NAVD88) based on information provided in historic site file. Casing elevations for ITMW-1 through ITMW-21 and MW-22 extracted from 2011/2012 Annual Ground Water Monitoring Report dated June 28, 2012. Casing elevations for remaining wells extracted from survey data provided by Philip J. Leraris, P.E., L.S., dated May 12, 2009.

Well screen intervals and depths adapted from monitoring well construction diagrams.

1 - Construction diagram notes use of pre-packed stainless steel screen.

2 - Construction diagram text and graphical representation differ on construction details. Graphical representation used to infer elevations.

3 - Construction diagram notes presence of sedimentation sump below screened interval.

TABLE 4
SUMMARY OF FINAL WELL GROUND WATER FIELD PARAMETERS MEASUREMENTS - MAY 2014
Whirlpool Facility - Fort Smith, Arkansas

Location	Well Casing Diameter (in)	Date Sampled	Water Level prior to Purging (ft btoc)	Total Depth of Well Casing (ft)	Set Tubing Depth (ft)	Time Sampled	Water Level after Purging (ft btoc)	Purge Volume (Gallons)	Purge Rate (ml/min)	Temperature (°C)	Specific Conductivity (µS/cm)	pH	DO (mg/L)	ORP (mV)	Turbidity (NTUs)	Ferrous Iron (mg/L)	Color	Sample ID
ITMW-1	4	5/13/2014	15.51	35.50	NA	16:20	15.57	0.68	100	17.81	512	5.92	2.61	284	0.21	0.00	Clear	ITMW-1-201405
ITMW-2	4	5/13/2014	12.36	27.04	NA	13:50	12.48	1.02	100	19.37	588	5.9	1.89	288	1.24	0.00	Clear	ITMW-2-201405
ITMW-3^	4	5/12/2014	12.41	28.35	NA	11:35	16.92	1.5	100	18.53	283	6.3	0.20	81.3	23.97	0.06	Clear	NA
ITMW-4	4	5/13/2014	16.89	33.46	NA	11:35	16.92	1.5	100	18.53	283	6.3	0.20	81.3	23.97	0.06	Slightly brown	ITMW-4-201405
ITMW-5^	4	5/12/2014	17.56	33.38	24.3	15:05	12.35	0.8	100	17.32	282	6.56	1.99	515.3	2.72	0.00	Clear	NA
ITMW-6	4	5/13/2014	22.03	40.09	NA	16:55	22.12	1.75	100	17.36	1301	5.92	1.84	361.1	1.26	0.01	Clear	ITMW-6-201405
ITMW-7	4	5/14/2014	20.02	37.04	32.0	13:55	20.04	0.79	100	15.79	1013	4.65	0.74	-129.9	0.88	0.00	Clear	ITMW-7-201405
ITMW-9	4	5/14/2014	20.76	36.22	NA	11:30	20.8	1.5	100	17.86	706	5.61	2.31	278.5	0.96	0.02	Clear	ITMW-9-201405
ITMW-10	4	5/14/2014	19.72	38.04	NA	11:50	19.84	1.58	100	18.82	729	5.82	3.56	95.7	1.57	0.00	Clear	ITMW-10-201405
ITMW-11	4	5/15/2014	10.91	30.40	25.0	08:55	10.93	1.03	100	18.02	271	6.41	1.38	211.5	3.32	0.25	--	ITMW-11-201405
ITMW-12	4	5/14/2014	13.81	32.70	NA	17:00	13.83	1.5	100	18.06	240	5.84	0.78	259	1.72	0.00	Clear	ITMW-12-201405
ITMW-13	4	5/14/2014	14.49	31.91	26.9	09:55	15	1.14	100	16.14	245	5.31	2.07	-71.6	1.6	0.00	Clear	ITMW-13-201405
ITMW-14	4	5/14/2014	14.54	31.71	NA	08:55	14.68	1.06	100	16.53	143	5.51	3.04	90.6	0.77	0.00	Clear	ITMW-14-201405
ITMW-15	4	5/14/2014	11.31	31.00	NA	17:05	11.41	1.32	100	19.10	683	11.33	7.11	85.9	0.5	0.00	Clear	ITMW-15-201405
ITMW-16	4	5/13/2014	14.61	35.38	NA	09:15	14.96	0.91	100	18.47	146	6.42	7.43	208.3	6.42	0.00	Light brown/clear	ITMW-16-201405
ITMW-17	4	5/15/2014	14.91	31.52	26.5	08:50	14.92	0.9	100	17.89	1052	5.36	4.21	316.8	1.75	0.06	Clear	ITMW-17-201405
ITMW-18	4	5/15/2014	10.71	30.71	25.0	08:55	10.76	2.5	100	16.91	1149	5.91	1.79	179.6	2.47	0.20	Clear	ITMW-18-201405
ITMW-19	4	5/15/2014	13.30	34.00	27.0	10:40	13.44	1	100	18.00	1131	6.71	3.42	228.6	1.11	0.77	Clear	ITMW-19-201405
ITMW-20	4	5/12/2014	13.99	32.28	27.3	16:10	14.31	1.5	100	20.10	606	6.72	3.11	203.8	0.74	0.00	Clear	ITMW-20-201405
ITMW-21	4	5/14/2014	13.21	33.01	NA	09:20	13.54	1.5	100	14.73	2235	4.89	2.51	309.7	0.56	0.00	Clear	ITMW-21-201405
MW-22	4	5/12/2014	11.75	29.71	24.7	15:20	11.75	3.5	100	22.47	142	2.13	0.56	26.4	0.24	0.05	Clear	MW-22-201405
MW-23^	4	5/12/2014	12.52	28.06	21.8	12:35	12.89	2	100	18.93	473	6.03	2.16	475.3	0.14	0.05	Clear	NA
MW-24^	4	5/12/2014	12.92	33.61	30.0	10:35	13.72	0.9	100	17.11	1290	4.88	1.45	320.1	0.74	0.13	Clear	NA
MW-25	4	5/15/2014	13.65	35.02	30.0	10:35	13.72	0.9	100	17.11	1290	4.88	1.45	320.1	0.74	0.13	Clear	MW-25-201405
MW-26	4	5/12/2014	13.96	37.00	NA	15:50	14.46	2.49	200	19.96	847	5.03	11.90	225	0.93	0.00	Clear	MW-26-201405
MW-27	2	5/13/2014	12.26	30.10	NA	11:05	12.32	0.68	100	19.89	162	5.98	3.43	189.3	27.1	0.01	Clear/light brown	MW-27-201405
MW-28	2	5/13/2014	7.50	27.43	NA	09:30	7.89	1.75	100	18.13	415	6.02	0.31	213.2	2.82	0.00	--	MW-28-201405
MW-29	2	5/13/2014	11.71	30.02	NA	13:40	11.83	1	100	18.35	707	4.77	0.41	267.7	1.34	0.00	Clear	MW-29-201405
MW-30^	4	5/12/2014	16.08	35.49	25.1	09:25	20.23	1.1	100	14.14	1040	4.79	0.63	74.9	0.09	0.00	Clear	NA
MW-31	0.75	5/13/2014	12.89	27.00	22.0	09:45	14.06	1.2	75	15.93	454	5.17	1.80	181.8	4.60	0.03	Clear	MW-31-201405
MW-32	0.75	5/13/2014	12.52	24.10	19.5	15:35	12.61	1.46	100	19.07	1198	4.65	0.61	226.2	8.7	0.30	Clear	MW-32-201405
MW-33	0.75	5/14/2014	11.74	NA	NA	14:20	12.48	2	100	17.06	727	4.88	0.44	283.9	2.04	NA	Clear but slightly turbid at start	MW-33-201405
MW-34	0.75	5/13/2014	11.05	28.32	23.0	15:35	11.14	1.5	100	17.52	840	4.86	0.20	329.6	12.8	0.00	Clear	MW-34-201405
MW-35R	4	5/13/2014	10.78	32.35	27.3	17:05	10.29	0.9	100	16.88	1478	6.26	2.35	267.4	3.79	NA	Very slightly turbid	MW-35R-201405
MW-36	0.75	5/13/2014	10.01	25.61	20.5	12:15	10.09	1.4	100	16.91	916	5.06	1.36	197.5	5.68	0.05	Clear	MW-36-201405

Notes:

ft btoc	feet below top of casing	mL/min	milliliters per minute
in	inches	mg/L	milligrams per liter
ORP	oxidation reduction potential	NTUs	nephelometric turbidity units
DO	dissolved oxygen	NM	not measured
(°C)	degrees Celcius	(µS/cm)	microsiemens per centimeter
mV	millivolts	--	color not noted in field samples
^	Wells not sampled		

All wells gauged using electronic water level meter and purged using peristaltic pumps.

A Parameter A: VOCs

B Parameter B: VOCs, Ethene, Ethane, Methane, Manganese, Nitrate, Nitrite, Ferric Iron, Sulfate, Sulfide, Total Organic Carbon, Carbon Dioxide, Acetylene, Chloroethanol, Alkalinity, Chloride, Hydrogen, Volatile Fatty Acids, Phosphate, Ammonia, Dehalococcoides, Vinyl Chloride Reductase.

C Parameter C: Ethene, Ethane, Methane, Manganese, Nitrate, Nitrite, Ferric Iron, Sulfate, Sulfide, Total Organic Carbon, Carbon Dioxide, Acetylene, Chloroethanol, Alkalinity, Chloride, Hydrogen, Volatile Fatty Acids, Phosphate, Ammonia, Dehalococcoides, Vinyl Chloride Reductase.

* Turbidity reading initially recorded as a negative value in the field. Negative readings are recorded on sample collection field sheets but presented as 0.00.

Tubing inlet depths based on estimated distance from total depth.

TABLE 4
SUMMARY OF FINAL WELL GROUND WATER FIELD PARAMETERS MEASUREMENTS - MAY 2014
Whirlpool Facility - Fort Smith, Arkansas

Location	Well Casing Diameter (in)	Date Sampled	Water Level prior to Purging (ft btoc)	Total Depth of Well Casing (ft)	Set Tubing Depth (ft)	Time Sampled	Water Level after Purging (ft btoc)	Purge Volume (Gallons)	Purge Rate (ml/min)	Temperature (^{o}C)	Specific Conductivity (µS/cm)	pH	DO (mg/L)	ORP (mV)	Turbidity (NTUs)	Ferrous Iron (mg/L)	Color	Sample ID
MW-37^	2	5/12/2014	10.20	29.16	22.4	10:15	9.09	1.25	100	15.80	900	5.80	1.44	246.1	2.06	0.04	Clear	NA
MW-38	2	5/14/2014	11.49	29.92	NA	14:35	12.61	1.45	100	17.52	364	5.76	1.52	114.8	3.1	1.28	Clear	MW-38-201405
MW-39	0.75	5/13/2014	12.22	NM	NA	10:10	12.79	1.9	75	15.89	1223	4.84	0.29	439.5	1.72	0.14	Clear	MW-39-201405
MW-40	0.75	5/12/2014	9.80	27.95	23.0	16:20	9.9	1.24	100	20.86	807	4.74	1.62	200.3	4.94	0.00	Clear	MW-40-201405
MW-41	0.75	5/14/2014	8.94	28.45	23.5	16:55	8.95	1.7	100	16.70	1385	5.33	0.73	158.3	1.87	2.65	Clear	MW-41-201405
MW-46R	2	5/14/2014	2.98	21.31	19.3	13:55	3.24	2	100	16.63	863	5.17	0.51	159	1.66	0.00	Clear	MW-46R-201405
MW-50**	0.75	5/13/2014	6.51	17.84	15.3	17:10	16.23	1	50	16.38	1230	6.42	2.10	2.1	2.54	0.46	Clear	MW-50-201405
MW-56	0.75	6/11/2014	3.77	19.48	NA	13:36	19.48	0.53	100	19.61	662	4.39	1.00	347.5	*	NM	Clear	MW-56-201405
MW-57	0.75	6/11/2014	3.78	19.19	NA	12:21	19.19	1.25	100	21.63	834	5.31	2.90	369.8	*	NM	Clear, slight haze	MW-57-201405
MW-58	0.75	5/12/2014	0.44	17.63	15.1	16:10	2.63	2.5	100	19.70	782	5.25	0.24	31.4	3.25	2.95	Clear	MW-58-201405
MW-60**	0.75	5/13/2014	6.53	16.47	14.0	16:20	15.32	0.25	100	15.81	1259	6.65	3.64	28.2	8.51	NA	--	MW-60-201405
MW-61**	0.75	5/13/2014	7.67	15.36	12.9	15:40	12.01	1	100	15.10	639	5.69	4.90	145.1	35.10	0.18	Clear, slightly turbid when filling last bottle	MW-61-201405
MW-62	0.75	5/14/2014	5.39	20.61	18.6	11:50	7.28	1	50	14.68	639	5.54	2.02	163.2	1.5	0.42	Clear	MW-62-201405
MW-63	0.75	5/14/2014	4.72	21.04	18.5	9:20	7.90	1	50	13.21	608	5.38	0.54	164	18.70	0.03	Clear	MW-63-201405
MW-65	2	5/14/2014	10.77	36.71	26.7	9:15	10.79	1.2	100	15.36	1918	4.91	3.47	345.4	6.05	0.02	Clear	MW-65-201405
MW-66	2	5/13/2014	5.31	17.30	15.3	14:50	5.70	2.5	100	17.00	791	5.77	0.98	121.8	24.60	0.00	Clear	MW-66-201405
MW-67	2	5/13/2014	9.66	13.40	11.4	13:02	11.15	3	100	17.69	910	6.61	3.47	73.3	10.43	0.04	Clear	MW-67-201405
MW-68	2	5/14/2014	6.65	20.34	NA	15:35	6.72	1.5	100	14.74	1113	4.81	1.52	196.5	1.85	0.11	Clear	MW-68-201405
MW-70^	0.75	5/12/2014	8.10	27.20	20.6	9:10	12.60	1.1	100	16.42	620	5.13	7.90	248.2	19.4	NM	Clear	NA
MW-71	2	5/13/2014	8.19	26.99	22.0	13:30	8.19	2.38	100	16.18	932	4.71	0.82	-116.2	16.90	0.00	Light yellow	MW-71-201405
RW-69	4	5/13/2014	8.15	27.93	22.9	15:35	8.15	0.845	100	16.36	1003	4.89	0.59	-124.5	3.19	0.00	Clear	RW-69-201405
IW-72	2	5/12/2014	8.29	26.90	21.9	16:30	8.41	0.92	100	21.60	929	5.91	4.00	672.4	9.5	0.06	4 on Permanganate Chart	IW-72-201405
IW-73	2	5/14/2014	8.36	29.60	24.6	16:10	8.37	1.3	100	17.16	183	6.37	2.45	185.7	25.70	0.59	Yellow tint	IW-73-201405
IW-74	2	5/14/2014	8.99	27.50	22.5	12:05	9.04	1.2	100	17.66	1229	5.86	1.23	192.3	3.91	0.00	Slight yellow tint	IW-74-201405
IW-75^	0.75	5/12/2014	8.73	26.30	30.6	15:55	10.45	1.1	100	16.13	791	5.21	0.27	313	7.21	0.24	Cloudy	NA
IW-76	2	5/14/2014	9.30	28.17	23.1	11:15	9.31	1.5	100	15.68	1027	5.25	1.81	735.1	4.13	0.00	Pink	IW-76-201405
IW-77	2	5/14/2014	9.86	27.85	22.0	10:00	9.89	2.3	100	15.76	932	5.51	0.13	85.8	16.70	1.58	Slightly turbud	IW-77-201405
IW-78^	0.75	5/12/2014	10.05	28.81	22.0	17:35	13.74	1.1	100	16.02	992	5.02	0.26	362.2	0.10	0.04	Clear	NA
IW-79^	0.75	5/12/2014	10.39	29.65	18.2	11:35	10.78	1.4	100	16.38	774	5.17	0.39	325.2	2.46	0.00	Clear	NA
IW-80	2	5/13/2014	10.25	29.62	24.0	12:20	10.30	1.14	100	17.01	766	5.91	1.61	581.7	6.02	0.00	Slight pink hue	IW-80-201405

Notes:

ft btoc	feet below top of casing	mL/min	milliliters per minute
in	inches	mg/L	milligrams per liter
ORP	oxidation reduction potential	NTUs	nephelometric turbidity units
DO	dissolved oxygen	NM	not measured
(^{o}C)	degrees Celcius	(µS/cm)	microsiemens per centimeter
mV	millivolts	--	color not noted in field samples
^	Wells not sampled		

All wells gauged using electronic water level meter and purged using peristaltic pumps.

A Parameter A: VOCs

B Parameter B: VOCs, Ethene, Ethane, Methane, Manganese, Nitrate, Nitrite, Ferric Iron, Sulfate, Sulfide, Total Organic Carbon, Carbon Dioxide, Acetylene, Chloroethanol, Alkalinity, Chloride, Hydrogen, Volatile Fatty Acids, Phosphate, Ammonia, Dehalococcoides, Vinyl Chloride Reductase.

C Parameter C: Ethene, Ethane, Methane, Manganese, Nitrate, Nitrite, Ferric Iron, Sulfate, Sulfide, Total Organic Carbon, Carbon Dioxide, Acetylene, Chloroethanol, Alkalinity, Chloride, Hydrogen, Volatile Fatty Acids, Phosphate, Ammonia, Dehalococcoides, Vinyl Chloride Reductase.

* Turbidity reading initially recorded as a negative value in the field. Negative readings are recorded on sample collection field sheets but presented as 0.00.

Tubing inlet depths based on estimated distance from total depth.

TABLE 5
SUMMARY OF MONITORING WELL GROUNDWATER SAMPLE ANALYTICAL RESULTS - 2ND QUARTER 2014
Whirlpool Corporation; Fort Smith, AR

Location	Remedial Action Levels per ADEQ RADD Issued Dec 2013	MW-38	MW-38	MW-25	ITMW-10	ITMW-7	ITMW-11	ITMW-11	ITMW-1	ITMW-12	ITMW-13	ITMW-14	ITMW-15	ITMW-15	ITMW-17	ITMW-17	ITMW-18
ENVIRON Sample ID		MW-38-201405	DUP1-201405	MW-25-201405	ITMW-10-201405	ITMW-7-201405	ITMW-11-201405	DUP-4-201405	ITMW-1-201405	ITMW-12-201405	ITMW-13-201405	ITMW-14-201405	ITMW-15-201405	DUP2-201405	ITMW-17-201405	DUP-3-201405	ITMW-18-201405
Lab Sample ID(s):		60169284010, 121800010,	60169284021	60169379004, 121980004,	60169284003, 121800003	60169284001, 121800001,	60169379003, 121980003,	60169379008	60169189017, 121970016,	60169284019, 121800019,	60169284004, 121800004,	60169284017, 121800017,	60169284018, 121800018,	60169284025	60169379005, 121980005,	60169379009	60169379002, 121980002,
Sample Method		050LE037		050LE051		050LE028	050LE050		050LE022	050LE046	050LE031	050LE044	050LE045		050LE052		050LE049
Sample Date		Low Flow 05/14/2014	Low Flow 05/14/2014	Low Flow 05/15/2014	Low Flow 05/14/2014	Low Flow 05/14/2014	Low Flow 05/15/2014	Low Flow 05/15/2014	Low Flow 05/13/2014	Low Flow 05/14/2014	Low Flow 05/14/2014	Low Flow 05/14/2014	Low Flow 05/14/2014	Low Flow 05/14/2014	Low Flow 05/15/2014	Low Flow 05/15/2014	Low Flow 05/15/2014
Comments			Field Duplicate					Field Duplicate						Field Duplicate		Field Duplicate	
Volatile Organic Compounds																	
Acetone	12000	U (10)	U (10)	U (10)	U (10)	U (10)	U (10)	U (10)	U (10)	U (10)	U (10)	U (10)	2.6 J (10)	2.4 J (10)	U (10)	U (10)	U (10)
Benzene	5.0	0.21 J (5)	0.2 J (5)	U (5)	0.15 J (5)	U (5)	U (5)	U (5)	U (5)	0.21 J (5)	U (5)	0.43 J (5)	U (5)	U (5)	0.11 J (5)	0.12 J (5)	0.11 J (5)
Bromodichloromethane	80	U (5)	U (5)	U (5)	U (5)	U (5)	U (5)	U (5)	U (5)	U (5)	U (5)	U (5)	U (5)	U (5)	U (5)	U (5)	U (5)
Bromoform	80	U (5)	U (5)	U (5)	U (5)	U (5)	U (5)	U (5)	U (5)	U (5)	U (5)	U (5)	U (5)	U (5)	U (5)	U (5)	0.52 J (5)
2-Butanone	4900	U (10)	U (10)	U (10)	U (10)	U (10)	U (10)	U (10)	U (10)	U (10)	U (10)	U (10)	0.95 J (10)	U (10)	U (10)	U (10)	U (10)
Carbon Disulfide	720	U (10)	U (10)	U (10)	U (10)	U (10)	U (10)	U (10)	U (10)	U (10)	U (10)	U (10)	U (10)	U (10)	U (10)	U (10)	U (10)
Chlorobenzene	100	U (5)	U (5)	U (5)	U (5)	0.36 J (5)	U (5)	U (5)	U (5)	U (5)	U (5)	U (5)	U (5)	U (5)	U (5)	U (5)	U (5)
Chloroform	80	0.39 J (5)	0.39 J (5)	0.96 J (5)	0.19 J (5)	U (5)	0.42 J (5)	0.43 J (5)	U (5)	0.61 J (5)	U (5)	U (5)	0.25 J (5)	0.28 J (5)	1 J (5)	0.97 J (5)	1.8 J (5)
Chloromethane	190	U (10)	U (10)	U (10)	U (10)	U (10)	U (10)	U (10)	U (10)	U (10)	U (10)	U (10)	U (10)	U (10)	U (10)	U (10)	1.1 J (10)
Dibromochloromethane	80	U (5)	U (5)	U (5)	U (5)	U (5)	U (5)	U (5)	U (5)	U (5)	U (5)	U (5)	U (5)	U (5)	U (5)	U (5)	U (5)
1,1-Dichloroethane	2.4	U (2.4)	U (2.4)	1.2 J (2.4)	2.7 (2.4)	U (2.4)	0.59 J (2.4)	0.47 J (2.4)	0.26 J (2.4)	0.46 J (2.4)	U (2.4)	U (2.4)	U (2.4)	U (2.4)	U (2.4)	U (2.4)	0.91 J (2.4)
1,2-Dichloroethane	5.0	U (5)	U (5)	U (5)	U (5)	U (5)	U (5)	U (5)	U (5)	U (5)	U (5)	0.82 J (5)	U (5)	U (5)	U (5)	U (5)	U (5)
1,1-Dichloroethene	7.0	25.4 (5)	25.5 (5)	42.1 (5)	2.6 J (5)	U (5)	1.3 J (5)	1.2 J (5)	U (5)	1.9 J (5)	0.37 J (5)	U (5)	2.6 J (5)	2.6 J (5)	5.9 (5)	5.1 (5)	U (5)
cis-1,2-Dichloroethene	70	428 (125)	426 J (500)	600 J (1000)	32.4 (5)	11.1 (5)	99.5 (5)	107 (5)	8.7 (5)	164 (125)	34.7 (5)	11.3 (5)	60.7 (5)	61.7 (5)	82.9 (5)	88.5 (5)	101 (5)
trans-1,2-Dichloroethene	100	3.6 J (5)	3.1 J (5)	3.1 J (5)	0.31 J (5)	U (5)	0.62 J (5)	1.9 J (5)	U (5)	1.3 J (5)	0.34 J (5)	0.31 J (5)	0.53 J (5)	0.59 J (5)	0.41 J (5)	1.1 J (5)	19.9 (5)
Methylene Chloride	5.0	U (5)	U (5)	1.1 J (5)	U (5)	U (5)	1.2 J (5)	U (5)	U (5)	0.22 J (5)	U (5)	U (5)	0.53 J (5)	0.43 J (5)	0.26 J (5)	U (5)	0.41 J (5)
1,1,2,2-Tetrachloroethane	0.066	U (1)	U (1)	0.21 J (1)	U (1)	U (1)	U (1)	U (1)	U (1)	U (1)	U (1)	U (1)	U (1)	U (1)	U (1)	U (1)	0.31 J (1)
Tetrachloroethene	5.0	0.38 J (5)	0.41 J (5)	5.1 (5)	0.58 J (5)	U (5)	0.96 J (5)	0.84 J (5)	U (5)	1.6 J (5)	0.13 J (5)	25.2 (5)	0.12 J (5)	0.11 J (5)	0.84 J (5)	0.75 J (5)	1.4 J (5)
Toluene	1000	U (5)	U (5)	0.18 J (5)	1.2 J (5)	U (5)	U (5)	U (5)	U (5)	U (5)	U (5)	U (5)	U (5)	U (5)	U (5)	U (5)	U (5)
1,1,1-Trichloroethane	200	U (5)	U (5)	2.6 J (5)	U (5)	U (5)	U (5)	U (5)	U (5)	U (5)	U (5)	U (5)	U (5)	U (5)	0.33 J (5)	0.27 J (5)	U (5)
1,1,2-Trichloroethane	5.0	U (5)	U (5)	U (5)	U (5)	U (5)	U (5)	U (5)	U (5)	U (5)	U (5)	U (5)	U (5)	U (5)	0.47 J (5)	0.44 J (5)	0.6 J (5)
Trichloroethene	5.0	1650 (125)	2040 (500)	18500 (1000)	184 (5)	37 (5)	1590 (125)	1470 (50)	21.3 (5)	2740 (125)	54 (5)	5.3 (5)	729 (125)	899 (500)	3630 (250)	3370 (125)	2940 (500)
Vinyl Chloride	2.0	97.9 (2)	98.2 (2)	30.3 (2)	1.4 J (2)	0.22 J (2)	5.5 (2)	4.9 (2)	U (2)	14 (2)	0.17 J (2)	U (2)	4.1 (2)	4.4 (2)	1.3 J (2)	1.1 J (2)	U (2)
Metals																	
Iron	NE	1780 (50)	NS	51 (50)	U (50)	U (50)	141 (50)	NS	U (50)	80.3 (50)	31.4 J (50)	464 (50)	34.8 J (50)	NS	25.9 J (50)	NS	56.1 (50)
Manganese	NE	1910 (5)	NS	319 (5)	45.9 (5)	88.8 (5)	36.2 (5)	NS	7.5 (5)	16.3 (5)	2.8 J (5)	15.5 (5)	U (5)	NS	127 (5)	NS	29.4 (5)
Monitored Natural Attenuation Parameters (Laboratory)																	
Acetic acid	NE	U (5000)	NS	U (5000)	U (5000)	U (5000)	U (5000)	NS	U (5000)	U (5000)	U (5000)	U (5000)	U (5000)	NS	U (5000)	NS	U (5000)
Acetylene	NE	U (0.5)	NS	U (0.5)	U (0.5)	U (0.5)	U (0.5)	NS	U (0.5)	U (0.5)	U (0.5)	U (0.5)	U (0.5)	NS	U (0.5)	NS	U (0.5)
Total Alkalinity	NE	103000 (20000)	NS	9400 J (20000)	84600 (20000)	8800 J (20000)	101000 (20000)	NS	69400 (20000)	76900 (20000)	70300 (20000)	38600 (20000)	123000 (20000)	NS	14600 J (20000)	NS	40200 (20000)
Ammonia	NE	U (100)	NS	U (100)	150 (100)	U (100)	1800 (100)	NS	U (100)	U (100)	U (100)	220 (100)	140 (100)	NS	U (100)	NS	15 J (100)
Bicarbonate Alkalinity	NE	103000 (20000)	NS	9400 J (20000)	84600 (20000)	8800 J (20000)	101000 (20000)	NS	69400 (20000)	76900 (20000)	70300 (20000)	38600 (20000)	U (20000)	NS	14600 J (20000)	NS	40200 (20000)
Butyric acid	NE	U (5000)	NS	U (5000)	U (5000)	U (5000)	U (5000)	NS	U (5000)	U (5000)	U (5000)	U (5000)	U (5000)	NS	U (5000)	NS	U (5000)
Carbon Dioxide	NE	447000	NS	0	331000	0	168000	NS	228000	290000	751000	272000	14600	NS	0	NS	134000
Organic Carbon (total)	NE	1300 (1000)	NS	U (1000)	1300 (1000)	U (1000)	560 J (1000)	NS	U (1000)	640 J (1000)	510 J (1000)	710 J (1000)	820 J (1000)	NS	U (1000)	NS	2100 (1000)
Carbonate Alkalinity (as CaCO3)	NE	U (20000)	NS	U (20000)	U (20000)	U (20000)	U (20000)	NS	U (20000)	U (20000)	U (20000)	U (20000)	33100 (20000)	NS	U (20000)	NS	U (20000)
Chloride	NE	19700 (1000)	NS	488000 (50000)	122000 (10000)	273000 (50000)	7500 (1000)	NS	106000 (10000)	13700 (1000)	24700 (2000)	8000 (1000)	18400 (1000)	NS	274000 (50000)	NS	122000 (10000)
2-Chloroethanol	NE	U (10000)	NS	U (10000)	U (10000)	U (10000)	U (10000)	NS	U (10000)	U (10000)	U (10000)	U (10000)	U (10000)	NS	U (10000)	NS	U (10000)
Lactic Acid	NE	U (25000)	NS	U (25000)	U (25000)	U (25000)	U (25000)	NS	U (25000)	U (25000)	U (25000)	U (25000)	U (25000)	NS	U (25000)	NS	27000 (25000)
Nitrogen	NE	U (100)	NS	280 (100)	5600 (200)	3000 (100)	180 (100)	NS	980 (100)	53 J (100)	150 (100)	380 (100)	250 (100)	NS	140 (100)	NS	2500 (100)
Nitrogen, Nitrate (As N)	NE	U (100)	NS	280 (100)	5600 (200)	3000 (100)	180 (100)	NS	980 (100)	53 J (100)	150 (100)	380 (100)	250 (100)	NS	140 (100)	NS	2500 (100)
Nitrogen, Nitrite	NE	U (100)	NS	U (100)	U (200)	U (100)	U (100)	NS	U (100)	U (100)	U (100)	U (100)	U (100)	NS	U (100)	NS	U (100)
pH [STD Units]	NE	5.8 (0.1)	NS	4.9 (0.1)	5.8 (0.1)	4.6 (0.1)	6.4 (0.1)	NS	5.9 (0.1)	5.8 (0.1)	5.3 (0.1)	5.5 (0.1)	11.3 (0.1)	NS	5.4 (0.1)	NS	5.9 (0.1)
Phosphates (total)	NE	100 (30)	NS	U (30)	U (30)	32 (30)	66 (30)	NS	210 (30)	U (30)	U (30)	66 (30)	32 (30)	NS	32 (30)	NS	66 (30)
Propionic Acid	NE	U (5000)	NS	U (5000)	U (5000)	U (5000)	U (5000)	NS	U (5000)	U (5000)	U (5000)	U (5000)	U (5000)	NS	U (5000)	NS	U (5000)
Pyruvic Acid	NE	U (10000)	NS	U (10000)	U (10000)	U (10000)	U (10000)	NS	U (10000)	U (10000)	U (10000)	U (10000)	U (10000)	NS	U (10000)	NS	U (10000)
Sulfide (total)	NE	U (50)	NS	U (50)	U (50)	U (50)	U (50)	NS	U (50)	U (50)	U (50)	U (50)	U (50)	NS	U (50)	NS	U (50)
Sulfate	NE	21000 (2000)	NS	2700 (1000)	34700 (5000)	11900 (1000)	13500 (1000)	NS	16900 (1000)	13500 (1000)	7000 (1000)	11400 (1000)	5200 (1000)	NS	6500 (1000)	NS	75000 (10000)
Gases																	
Methane	NE	8.1 (0.1)	NS	16 (0.1)	2.2 (0.1)	0.57 (0.1)	3.9 (0.1)	NS	0.1 U (0.1)	10 (0.1)	2.1 (0.1)	0.33 (0.1)	1.9 (0.1)	NS	0.27 (0.1)	NS	0.68 (0.1)
Ethane	NE	0.2 (0.025)	NS	4.9 (0.025)	0.038 (0.025)	0.025 U (0.025)	0.089 (0.025)	NS	0.025 U (0.025)	2.3 (0.025)	0.13 (0.025)	0.025 (0.025)	0.31 (0.025)	NS	0.069 (0.025)	NS	0.16 (0.025)
Ethene	NE	7.1 (0.025)	NS	0.056 (0.025)	0.025 U (0.025)	0.035 (0.025)	0.025 U (0.025)	NS	0.025 U (0.025)	0.025 U (0.025)	0.025 U (0.025)	0.025 U (0.025)	0.083 (0.025)	NS	0.025 (0.025)	NS	0.03 (0.025)
Hydrogen [nM]	NE	20 (0.6)	NS	32 (0.6)	1.5 (0.6)	8.1 (0.6)	18 (0.6)	NS	6.3 (0.6)	7.5 (0.6)	10 (0.6)	5 (0.6)	12 (0.6)	NS	7.7 (0.6)	NS	50 (6)
Molecular Analyses																	
BAV1 Vinyl Chloride Reductase [cells/mL]	NE	18800	NS	U (0.5)	LE	U (0.4)	U (0.5)	NS	U (0.5)	U (0.5)	U (0.5)	U (0.5)	U (0.5)	NS	U (0.5)	NS	U (0.5)
Dehalococcoides (DHC) [cells/mL]	NE	50000	NS	U (0.5)	LE	U (0.4)	U (0.5)	NS	U (0.5)	U (0.5)	U (0.5)	U (0.5)	U (0.5)	NS	U (0.5)	NS	U (0.5)
tceA Reductase [cells/mL]	NE	0.4 J	NS	U (0.5)	LE	U (0.4)	U (0.5)	NS	U (0.5)	U (0.5)	U (0.5)	U (0.5)	U (0.5)	NS	U (0.5)	NS	U (0.5)

Notes:

1 All concentrations are presented in µg/L except where noted.

2 Only compounds with at least one detection are shown for VOCs.

3 Concentrations that exceed the RALs for Fort Smith ADEQ RADD issued Jan 2014 are double underlined.

Abbreviations:

U Not Detected
J Estimated Concentration
( ) Detection Limit
RADD Remedial Action Decision Document
ADEQ Arkansas Department of Environmental Quality
µg/L micrograms per Liter
mL milliliters
NS Not Sampled
LE Laboratory Error. Sample was provided to the laboratory, laboratory did not analyze.
NE Not Established
Onsite wells
Offsite wells
Plume boundary wells

TABLE 5
SUMMARY OF MONITORING WELL GROUNDWATER SAMPLE ANALYTICAL RESULTS - 2ND QUARTER 2014
Whirlpool Corporation; Fort Smith, AR

Location	Remedial Action Levels per ADEQ RADD Issued Dec 2013	ITMW-18	ITMW-19	ITMW-19	ITMW-21	ITMW-9	IW-80	MW-32	MW-33	MW-34	MW-35R	MW-65	IW-73	IW-74	IW-76	IW-77
ENVIRON Sample ID		DUP-5-201405	ITMW-19-201405	DUP-6-201405	ITMW-21-201405	ITMW-9-201405	IW-80-201405	MW-32-201405	MW-33-201405	MW-34-201405	MW-35R-201405	MW-65-201405	IW-73-201405	IW-74-201405	IW-76-201405	IW-77-201405
Lab Sample ID(s):		60169379007	60169379001, 121980001, 050LE048	60169379006	60169284016, 121800016, 050LE043	60169284002, 121800002, 050LE029	60169189006, 121970006, 050LE012	60169189007, 121970007, 050LE013	60169284009, 121920024, 050LE036	60169189008, 121970008, 050LE014	60169189022, 121970017, 050LE023	60169284014, 121920018, 050LE041	60169284005, 121800005, 050LE032	60169284006, 121800006, 050LE033	60169284007, 121800007, 050LE034	60169284008, 121800008, 050LE035
Sample Method		Low Flow	Low Flow	Low Flow	Low Flow	Low Flow	Low Flow	Low Flow	Low Flow	Low Flow	Low Flow	Low Flow	Low Flow	Low Flow	Low Flow	Low Flow
Sample Date		05/15/2014	05/15/2014	05/15/2014	05/14/2014	05/14/2014	05/13/2014	05/13/2014	05/14/2014	05/13/2014	05/13/2014	05/14/2014	05/14/2014	05/14/2014	05/14/2014	05/14/2014
Comments		Field Duplicate		Field Duplicate												
Volatile Organic Compounds																
Acetone	12000	5.6 J (10)	U (10)	U (10)	U (10)	U (10)	U (10)	U (10)	U (10)	U (10)	U (10)	2.7 J (10)	2 J (10)	U (10)	U (10)	U (10)
Benzene	5.0	U (5)	0.12 J (5)	0.11 J (5)	U (5)	U (5)	0.12 J (5)	U (5)	U (5)	U (5)	U (5)	0.12 J (5)	U (5)	0.12 J (5)	U (5)	0.15 J (5)
Bromodichloromethane	80	0.45 J (5)	U (5)	U (5)	U (5)	U (5)	U (5)	U (5)	U (5)	U (5)	U (5)	U (5)	U (5)	U (5)	U (5)	U (5)
Bromoform	80	0.5 J (5)	U (5)	U (5)	U (5)	U (5)	0.59 J (5)	U (5)	U (5)	U (5)	1.1 J (5)	25.3 (5)	U (5)	0.19 J (5)	1.3 J (5)	U (5)
2-Butanone	4900	U (10)	U (10)	U (10)	U (10)	U (10)	U (10)	U (10)	U (10)	U (10)	U (10)	U (10)	U (10)	U (10)	U (10)	4 J (10)
Carbon Disulfide	720	U (10)	U (10)	U (10)	U (10)	U (10)	U (10)	U (10)	U (10)	U (10)	0.26 J (10)	U (10)	U (10)	U (10)	U (10)	U (10)
Chlorobenzene	100	U (5)	U (5)	U (5)	U (5)	U (5)	U (5)	U (5)	U (5)	U (5)	U (5)	U (5)	U (5)	U (5)	U (5)	U (5)
Chloroform	80	1.6 J (5)	3.2 J (5)	3.3 J (5)	U (5)	0.21 J (5)	0.23 J (5)	U (5)	0.32 J (5)	U (5)	0.14 J (5)	0.17 J (5)	U (5)	U (5)	U (5)	0.5 J (5)
Chloromethane	190	U (10)	U (10)	0.3 J (10)	U (10)	U (10)	U (10)	U (10)	U (10)	U (10)	U (10)	U (10)	U (10)	U (10)	U (10)	U (10)
Dibromochloromethane	80	U (5)	U (5)	U (5)	U (5)	U (5)	U (5)	U (5)	U (5)	U (5)	U (5)	0.93 J (5)	U (5)	U (5)	U (5)	U (5)
1,1-Dichloroethane	2.4	0.86 J (2.4)	0.24 J (2.4)	0.24 J (2.4)	U (2.4)	U (2.4)	U (2.4)	U (2.4)	U (2.4)	U (2.4)	U (2.4)	U (2.4)	U (2.4)	U (2.4)	U (2.4)	U (2.4)
1,2-Dichloroethane	5.0	U (5)	U (5)	U (5)	U (5)	U (5)	U (5)	U (5)	U (5)	U (5)	U (5)	U (5)	U (5)	U (5)	U (5)	U (5)
1,1-Dichloroethene	7.0	U (5)	15.2 (5)	15.6 (5)	U (5)	0.91 J (5)	U (5)	0.22 J (5)	1.6 J (5)	U (5)	U (5)	U (5)	0.39 J (5)	0.41 J (5)	U (5)	2.5 J (5)
cis-1,2-Dichloroethene	70	108 (5)	65.8 (5)	67.2 (5)	U (5)	42.2 (5)	U (5)	0.19 J (5)	15.1 (5)	U (5)	6.1 (5)	6.9 (5)	0.81 J (5)	4.3 J (5)	U (5)	36 (5)
trans-1,2-Dichloroethene	100	21.3 (5)	0.47 J (5)	0.4 J (5)	U (5)	0.65 J (5)	U (5)	U (5)	U (5)	U (5)	0.87 J (5)	0.78 J (5)	U (5)	U (5)	U (5)	0.34 J (5)
Methylene Chloride	5.0	U (5)	0.57 J (5)	0.55 J (5)	U (5)	U (5)	U (5)	U (5)	0.17 J (5)	U (5)	U (5)	0.15 J (5)	U (5)	U (5)	U (5)	0.3 J (5)
1,1,2,2-Tetrachloroethane	0.066	0.2 J (1)	U (1)	U (1)	U (1)	U (1)	U (1)	U (1)	U (1)	U (1)	U (1)	U (1)	U (1)	U (1)	U (1)	U (1)
Tetrachloroethene	5.0	1.2 J (5)	2.3 J (5)	2.3 J (5)	U (5)	U (5)	U (5)	U (5)	0.31 J (5)	U (5)	U (5)	U (5)	U (5)	U (5)	U (5)	0.36 J (5)
Toluene	1000	U (5)	U (5)	U (5)	U (5)	U (5)	U (5)	U (5)	U (5)	U (5)	U (5)	U (5)	U (5)	U (5)	U (5)	U (5)
1,1,1-Trichloroethane	200	0.14 J (5)	0.14 J (5)	0.16 J (5)	U (5)	U (5)	U (5)	U (5)	U (5)	U (5)	U (5)	U (5)	U (5)	U (5)	U (5)	U (5)
1,1,2-Trichloroethane	5.0	0.57 J (5)	U (5)	0.89 J (5)	U (5)	U (5)	U (5)	U (5)	U (5)	U (5)	U (5)	U (5)	U (5)	U (5)	U (5)	U (5)
Trichloroethene	5.0	2500 (100)	9780 J (500)	15300 J (1000)	17.6 (5)	113 (5)	24.2 (5)	33.1 (5)	954 (50)	19.9 (5)	183 (5)	195 (5)	31.9 (5)	169 (5)	10.3 (5)	1460 (50)
Vinyl Chloride	2.0	U (2)	0.85 J (2)	0.87 J (2)	U (2)	0.64 J (2)	U (2)	U (2)	0.56 J (2)	U (2)	U (2)	U (2)	U (2)	0.8 J (2)	U (2)	0.66 J (2)
Metals																
Iron	NE	NS	U (50)	NS	U (50)	35.7 J (50)	132 (50)	184 (50)	36.3 J (50)	307 (50)	203 (50)	303 (50)	2090 (50)	139 (50)	112 (50)	1900 (50)
Manganese	NE	NS	40.6 (5)	NS	380 (5)	62.4 (5)	504 (5)	422 (5)	171 (5)	158 (5)	281 (5)	857 (5)	960 (5)	558 (5)	2060 (5)	2010 (5)
Monitored Natural Attenuation Parameters (Laboratory)																
Acetic acid	NE	NS	U (5000)	NS	U (5000)	U (5000)	U (5000)	U (5000)	U (5000)	U (5000)	U (5000)	U (5000)	U (5000)	U (5000)	U (5000)	U (5000)
Acetylene	NE	NS	U (0.5)	NS	U (0.5)	U (0.5)	U (0.5)	U (0.5)	U (0.5)	U (0.5)	U (0.5)	U (0.5)	U (0.5)	U (0.5)	U (0.5)	U (0.5)
Total Alkalinity	NE	NS	91600 (20000)	NS	12500 J (20000)	43300 (20000)	94200 (20000)	8100 J (20000)	11900 J (20000)	11900 J (20000)	218000 (20000)	13800 J (20000)	36000 (20000)	83200 (20000)	26700 (20000)	35200 (20000)
Ammonia	NE	NS	18 J (100)	NS	U (100)	U (100)	U (100)	U (100)	U (100)	U (100)	390 (100)	U (100)	94 J (100)	U (100)	52 J (100)	U (100)
Bicarbonate Alkalinity	NE	NS	91600 (20000)	NS	12500 J (20000)	43300 (20000)	94200 (20000)	8100 J (20000)	11900 J (20000)	11900 J (20000)	218000 (20000)	13800 J (20000)	36000 (20000)	83200 (20000)	26700 (20000)	35200 (20000)
Butyric acid	NE	NS	U (5000)	NS	U (5000)	U (5000)	U (5000)	U (5000)	U (5000)	U (5000)	U (5000)	U (5000)	U (5000)	U (5000)	U (5000)	U (5000)
Carbon Dioxide	NE	NS	116000	NS	0	250000	315000	0	0	0	431000	0	62300	303000	323000	248000
Organic Carbon (total)	NE	NS	U (1000)	NS	U (1000)	610 J (1000)	U (1000)	U (1000)	U (1000)	U (1000)	3400 (1000)	520 J (1000)	14600 (1000)	U (1000)	U (1000)	2400 (1000)
Carbonate Alkalinity (as CaCO3)	NE	NS	U (20000)	NS	U (20000)	U (20000)	U (20000)	U (20000)	U (20000)	U (20000)	U (20000)	U (20000)	U (20000)	U (20000)	U (20000)	U (20000)
Chloride	NE	NS	263000 (50000)	NS	635000 (50000)	107000 (10000)	137000 (10000)	337000 (50000)	184000 (20000)	208000 (20000)	276000 B (50000)	381000 (50000)	26500 (2000)	277000 (50000)	271000 (50000)	224000 (50000)
2-Chloroethanol	NE	NS	U (10000)	NS	U (10000)	U (10000)	U (10000)	U (10000)	U (10000)	U (10000)	U (10000)	U (10000)	U (10000)	U (10000)	U (10000)	U (10000)
Lactic Acid	NE	NS	U (25000)	NS	U (25000)	U (25000)	U (25000)	U (25000)	U (25000)	U (25000)	U (25000)	U (25000)	U (25000)	U (25000)	U (25000)	U (25000)
Nitrogen	NE	NS	1600 (100)	NS	250 (100)	19900 (500)	220 (100)	190 (100)	1400 (100)	230 (100)	150 (100)	770 (100)	55 J (100)	680 (100)	400 (100)	320 (100)
Nitrogen, Nitrate (As N)	NE	NS	1600 (100)	NS	250 (100)	19900 (500)	220 (100)	190 (100)	1400 (100)	230 (100)	42 J (100)	770 (100)	55 J (100)	680 (100)	400 (100)	320 (100)
Nitrogen, Nitrite	NE	NS	U (100)	NS	U (100)	U (500)	U (100)	U (100)	U (100)	U (100)	100 (100)	U (100)	U (100)	U (100)	U (100)	U (100)
pH [STD Units]	NE	NS	6.7 (0.1)	NS	4.9 (0.1)	5.6 (0.1)	5.9 (0.1)	4.6 (0.1)	4.9 (0.1)	4.9 (0.1)	6.3 (0.1)	4.9 (0.1)	6.4 (0.1)	5.9 (0.1)	5.2 (0.1)	5.5 (0.1)
Phosphates (total)	NE	NS	U (30)	NS	U (30)	32 (30)	350 (30)	32 (30)	U (30)	28 J (30)	990 (30)	28 J (30)	520 (30)	150 (30)	140 (30)	350 (30)
Propionic Acid	NE	NS	U (5000)	NS	U (5000)	U (5000)	U (5000)	U (5000)	U (5000)	U (5000)	U (5000)	U (5000)	U (5000)	U (5000)	U (5000)	U (5000)
Pyruvic Acid	NE	NS	U (10000)	NS	U (10000)	U (10000)	U (10000)	U (10000)	U (10000)	U (10000)	U (10000)	U (10000)	U (10000)	U (10000)	U (10000)	U (10000)
Sulfide (total)	NE	NS	U (50)	NS	U (50)	U (50)	U (50)	U (50)	U (50)	U (50)	U (50)	U (50)	U (50)	U (50)	U (50)	U (50)
Sulfate	NE	NS	6100 (1000)	NS	3300 (1000)	24300 (2000)	10200 (1000)	6300 (1000)	4700 (1000)	7900 (1000)	422000 (50000)	73300 (5000)	3100 (1000)	2800 (1000)	4600 (1000)	3200 (1000)
Gases																
Methane	NE	NS	0.34 (0.1)	NS	0.84 (0.1)	1.4 (0.1)	0.35 (0.1)	11 (0.1)	1 (0.1)	5.3 (0.1)	3.6 (0.1)	3.4 (0.1)	0.79 (0.1)	0.82 (0.1)	1.7 (0.1)	0.56 (0.1)
Ethane	NE	NS	0.071 (0.025)	NS	0.03 (0.025)	0.025 U (0.025)	0.092 (0.025)	0.025 U (0.025)	0.038 (0.025)	0.025 U (0.025)	0.19 (0.025)	0.057 (0.025)	0.025 U (0.025)	0.025 (0.025)	0.025 U (0.025)	0.038 (0.025)
Ethene	NE	NS	0.025 U (0.025)	NS	0.025 U (0.025)	0.025 U (0.025)	0.025 U (0.025)	0.025 U (0.025)	0.025 U (0.025)	0.025 U (0.025)	0.15 (0.025)	0.031 (0.025)	0.031 (0.025)	0.032 (0.025)	0.025 U (0.025)	0.039 (0.025)
Hydrogen [nM]	NE	NS	10 (0.6)	NS	13 (0.6)	1.9 (0.6)	6.8 (0.6)	42 (1.2)	30 (0.6)	9.5 (0.6)	13 (0.6)	27 (0.6)	4.3 (0.6)	7 (0.6)	12 (0.6)	820 (60)
Molecular Analyses																
BAV1 Vinyl Chloride Reductase [cells/mL]	NE	NS	U (0.5)	NS	U (0.5)	U (0.5)	U (0.5)	U (0.5)	U (0.5)	U (0.5)	U (0.5)	U (0.5)	183	247	U (0.5)	0.7
Dehalococcoides (DHC) [cells/mL]	NE	NS	U (0.5)	NS	U (0.5)	U (0.5)	U (0.5)	U (0.5)	U (0.5)	U (0.5)	U (0.5)	U (0.5)	1040	554	U (0.5)	1.4
tceA Reductase [cells/mL]	NE	NS	U (0.5)	NS	U (0.5)	U (0.5)	U (0.5)	U (0.5)	U (0.5)	U (0.5)	U (0.5)	U (0.5)	U (1.5)	U (0.5)	U (0.5)	U (0.6)

Notes:

1 All concentrations are presented in µg/L except where noted.

2 Only compounds with at least one detection are shown for VOCs.

3 Concentrations that exceed the RALs for Fort Smith ADEQ RADD issued Jan 2014 are double underlined.

Abbreviations:

U Not Detected
J Estimated Concentration
( ) Detection Limit
RADD Remedial Action Decision Document
ADEQ Arkansas Department of Environmental Quality
µg/L micrograms per Liter
mL milliliters
NS Not Sampled
LE Laboratory Error. Sample was provided to the laboratory, la
NE Not Established
Onsite wells
Offsite wells
Plume boundary wells

TABLE 5
SUMMARY OF MONITORING WELL GROUNDWATER SAMPLE ANALYTICAL RESULTS - 2ND QUARTER 2014
Whirlpool Corporation; Fort Smith, AR

Location	Remedial Action Levels per ADEQ RADD Issued Dec 2013	MW-41	MW-46R	MW-56
ENVIRON Sample ID		MW-41-201405	MW-46R-201405	MW-56-201405
Lab Sample ID(s):		60169284020, 121800020, 050LE047	60169284011, 121920022, 050LE038	60171206001
Sample Method		Low Flow	Low Flow	Low Flow
Sample Date		05/14/2014	05/14/2014	06/11/2014
Comments				
Volatile Organic Compounds				
Acetone	12000	U (10)	U (10)	U (10)
Benzene	5.0	U (5)	U (5)	U (5)
Bromodichloromethane	80	U (5)	U (5)	U (5)
Bromoform	80	U (5)	U (5)	U (5)
2-Butanone	4900	U (10)	U (10)	U (10)
Carbon Disulfide	720	U (10)	U (10)	U (10)
Chlorobenzene	100	U (5)	U (5)	U (5)
Chloroform	80	U (5)	U (5)	U (5)
Chloromethane	190	U (10)	U (10)	U (10)
Dibromochloromethane	80	U (5)	U (5)	U (5)
1,1-Dichloroethane	2.4	U (2.4)	U (2.4)	U (2.4)
1,2-Dichloroethane	5.0	U (5)	U (5)	U (5)
1,1-Dichloroethene	7.0	1.9 J (5)	1.5 J (5)	1.2 J (5)
cis-1,2-Dichloroethene	70	18 (5)	12.8 (5)	17.6 (5)
trans-1,2-Dichloroethene	100	U (5)	0.45 J (5)	U (5)
Methylene Chloride	5.0	U (5)	0.16 J (5)	U (5)
1,1,2,2-Tetrachloroethane	0.066	U (1)	U (1)	U (1)
Tetrachloroethene	5.0	0.14 J (5)	U (5)	U (5)
Toluene	1000	U (5)	U (5)	U (5)
1,1,1-Trichloroethane	200	U (5)	U (5)	U (5)
1,1,2-Trichloroethane	5.0	U (5)	U (5)	U (5)
Trichloroethene	5.0	518 (50)	471 (50)	307 (25)
Vinyl Chloride	2.0	0.5 J (2)	0.76 J (2)	0.16 J (2)
Metals				
Iron	NE	4890 (50)	65 (50)	2460 (50)
Manganese	NE	6380 (5)	113 (5)	298 (5)
Monitored Natural Attenuation Parameters (Laboratory)				
Acetic acid	NE	U (5000)	U (5000)	U (5000)
Acetylene	NE	U (0.5)	U (0.5)	U (0.5)
Total Alkalinity	NE	34400 (20000)	15100 J (20000)	22800 (20000)
Ammonia	NE	74 J (100)	U (100)	U (100)
Bicarbonate Alkalinity	NE	34400 (20000)	15100 J (20000)	22800 (20000)
Butyric acid	NE	U (5000)	U (5000)	U (5000)
Carbon Dioxide	NE	352000	0	1880000
Organic Carbon (total)	NE	U (1000)	U (1000)	1200 (1000)
Carbonate Alkalinity (as CaCO3)	NE	U (20000)	U (20000)	U (20000)
Chloride	NE	377000 (50000)	240000 (50000)	172000 (10000)
2-Chloroethanol	NE	U (10000)	U (10000)	U (10000)
Lactic Acid	NE	U (25000)	U (25000)	U (25000)
Nitrogen	NE	74 J (100)	500 (100)	62 J (100)
Nitrogen, Nitrate (As N)	NE	74 J (100)	500 (100)	62 J (100)
Nitrogen, Nitrite	NE	U (100)	U (100)	U (100)
pH [STD Units]	NE	5.3 (0.1)	5.2 (0.1)	4.4 (0.1)
Phosphates (total)	NE	U (30)	32 (30)	U (30)
Propionic Acid	NE	U (5000)	U (5000)	U (5000)
Pyruvic Acid	NE	U (10000)	U (10000)	U (10000)
Sulfide (total)	NE	U (50)	U (50)	U (50)
Sulfate	NE	2700 (1000)	690 J (1000)	12100 (1000)
Gases				
Methane	NE	9.8 (0.1)	22 (0.1)	1.7 (0.1)
Ethane	NE	0.025 (0.025)	0.025 U (0.025)	0.025 U (0.025)
Ethene	NE	0.025 U (0.025)	0.073 (0.025)	0.038 (0.025)
Hydrogen [nM]	NE	12 (0.6)	33 (0.6)	NS
Molecular Analyses				
BAV1 Vinyl Chloride Reductase [cells/mL]	NE	3.9	18.1	6.9
Dehalococcoides (DHC) [cells/mL]	NE	480	97	35
tceA Reductase [cells/mL]	NE	0.1 J	U (0.5)	U (0.8)

Notes:

1 All concentrations are presented in µg/L except where noted.

2 Only compounds with at least one detection are shown for VOCs.

3 Concentrations that exceed the RALs for Fort Smith ADEQ RADD issued Jan 2014 are double underlined.

Abbreviations:

U	Not Detected
J	Estimated Concentration
( )	Detection Limit
RADD	Remedial Action Decision Document
ADEQ	Arkansas Department of Environmental Quality
µg/L	micrograms per Liter
mL	milliliters
NS	Not Sampled
LE	Laboratory Error. Sample was provided to the laboratory, la
NE	Not Established
	Onsite wells
	Offsite wells
	Plume boundary wells

TABLE 5
SUMMARY OF MONITORING WELL GROUNDWATER SAMPLE ANALYTICAL RESULTS - 2ND QUARTER 2014
Whirlpool Corporation; Fort Smith, AR

Location	Remedial Action Levels per ADEQ RADD Issued Dec 2013	MW-57	MW-58	MW-71	RW-69	ITMW-20	ITMW-2	ITMW-4	ITMW-6	ITMW-16	IW-72	MW-22	MW-26	MW-27	MW-28	MW-29	MW-31
ENVIRON Sample ID		MW-57-201405	MW-58-201405	MW-71-201405	RW-69-201405	ITMW-20-201405	ITMW-2-201405	ITMW-4-201405	ITMW-6-201405	ITMW-16-201405	IW-72-201405	MW-22-201405	MW-26-201405	MW-27-201405	MW-28-201405	MW-29-201405	MW-31-201405
Lab Sample ID(s):		60171206002	60169057002, 121970019,	60169189015, 121970014,	60169189016, 121970015,	60169057005, 121970023,	60169189005, 121970005,	60169189019, 121970024	60169189021, 121970025	60169189002, 121970002,	60169057006, 121970027,	60169057001, 121970020,	60169057004, 121970022,	60169189003, 121970003,	60169189018, 121970018	60169189020, 121970026,	60169189001, 121970001,
Sample Method		Low Flow	050LE02 Low Flow	050LE020 Low Flow	050LE021 Low Flow	050LE05 Low Flow	050LE011 Low Flow	Low Flow	Low Flow	050LE08 Low Flow	050LE06 Low Flow	050LE01 Low Flow	050LE04 Low Flow	050LE09 Low Flow	Low Flow	050LE027 Low Flow	050LE07 Low Flow
Sample Date		06/11/2014	05/12/2014	05/13/2014	05/13/2014	05/12/2014	05/13/2014	05/13/2014	05/13/2014	05/13/2014	05/12/2014	05/12/2014	05/12/2014	05/13/2014	05/13/2014	05/13/2014	05/13/2014
Comments																	
Volatile Organic Compounds																	
Acetone	12000	U (10)	U (10)	U (10)	U (10)	U (10)	U (10)	U (10)	U (10)	U (10)	3 J (10)	U (10)	U (10)	U (10)	U (10)	U (10)	U (10)
Benzene	5.0	U (5)	U (5)	U (5)	U (5)	U (5)	U (5)	U (5)	U (5)	U (5)	U (5)	U (5)	U (5)	U (5)	U (5)	0.29 J (5)	U (5)
Bromodichloromethane	80	U (5)	U (5)	U (5)	U (5)	U (5)	U (5)	U (5)	U (5)	U (5)	U (5)	U (5)	U (5)	U (5)	U (5)	U (5)	U (5)
Bromoform	80	U (5)	U (5)	U (5)	U (5)	U (5)	U (5)	U (5)	U (5)	U (5)	3.8 J (5)	U (5)	U (5)	U (5)	U (5)	U (5)	U (5)
2-Butanone	4900	U (10)	U (10)	U (10)	U (10)	U (10)	U (10)	U (10)	U (10)	U (10)	U (10)	U (10)	U (10)	U (10)	U (10)	U (10)	U (10)
Carbon Disulfide	720	U (10)	U (10)	U (10)	U (10)	U (10)	U (10)	U (10)	U (10)	U (10)	U (10)	U (10)	U (10)	U (10)	U (10)	U (10)	U (10)
Chlorobenzene	100	U (5)	U (5)	U (5)	U (5)	U (5)	U (5)	0.58 J (5)	U (5)	U (5)	U (5)	U (5)	U (5)	U (5)	U (5)	11.5 (5)	0.27 J (5)
Chloroform	80	U (5)	U (5)	U (5)	U (5)	U (5)	U (5)	0.16 J (5)	U (5)	U (5)	U (5)	U (5)	U (5)	U (5)	U (5)	U (5)	U (5)
Chloromethane	190	U (10)	U (10)	U (10)	U (10)	U (10)	U (10)	U (10)	U (10)	U (10)	U (10)	U (10)	U (10)	U (10)	U (10)	U (10)	U (10)
Dibromochloromethane	80	U (5)	U (5)	U (5)	U (5)	U (5)	U (5)	U (5)	U (5)	U (5)	U (5)	U (5)	U (5)	U (5)	U (5)	U (5)	U (5)
1,1-Dichloroethane	2.4	U (2.4)	U (2.4)	U (2.4)	U (2.4)	U (2.4)	U (2.4)	0.21 J (2.4)	4.6 (2.4)	U (2.4)	U (2.4)	U (2.4)	U (2.4)	U (2.4)	U (2.4)	U (2.4)	U (2.4)
1,2-Dichloroethane	5.0	U (5)	U (5)	U (5)	U (5)	U (5)	U (5)	U (5)	U (5)	U (5)	U (5)	U (5)	U (5)	U (5)	U (5)	U (5)	U (5)
1,1-Dichloroethene	7.0	0.48 J (5)	1.9 J (5)	1.4 J (5)	0.5 J (5)	U (5)	U (5)	U (5)	0.57 J (5)	U (5)	U (5)	U (5)	U (5)	U (5)	U (5)	U (5)	U (5)
cis-1,2-Dichloroethene	70	4.4 J (5)	12.1 (5)	5.3 (5)	3.3 J (5)	U (5)	U (5)	2.1 J (5)	5.3 (5)	U (5)	U (5)	U (5)	U (5)	U (5)	U (5)	U (5)	U (5)
trans-1,2-Dichloroethene	100	U (5)	0.28 J (5)	U (5)	U (5)	U (5)	U (5)	U (5)	U (5)	U (5)	U (5)	U (5)	U (5)	U (5)	U (5)	U (5)	U (5)
Methylene Chloride	5.0	U (5)	U (5)	U (5)	U (5)	U (5)	U (5)	2.1 J (5)	U (5)	U (5)	U (5)	U (5)	U (5)	U (5)	U (5)	U (5)	U (5)
1,1,2,2-Tetrachloroethane	0.066	U (1)	U (1)	U (1)	U (1)	U (1)	U (1)	U (1)	U (1)	U (1)	U (1)	U (1)	U (1)	U (1)	U (1)	U (1)	U (1)
Tetrachloroethene	5.0	U (5)	U (5)	U (5)	U (5)	U (5)	0.35 J (5)	U (5)	U (5)	U (5)	U (5)	U (5)	U (5)	U (5)	U (5)	U (5)	U (5)
Toluene	1000	U (5)	U (5)	U (5)	U (5)	U (5)	U (5)	U (5)	U (5)	U (5)	U (5)	U (5)	U (5)	U (5)	U (5)	U (5)	U (5)
1,1,1-Trichloroethane	200	U (5)	U (5)	U (5)	U (5)	U (5)	U (5)	U (5)	U (5)	U (5)	U (5)	U (5)	U (5)	U (5)	U (5)	U (5)	U (5)
1,1,2-Trichloroethane	5.0	U (5)	U (5)	U (5)	U (5)	U (5)	U (5)	U (5)	U (5)	U (5)	U (5)	U (5)	U (5)	U (5)	U (5)	U (5)	U (5)
Trichloroethene	5.0	167 (5)	397 (25)	164 (5)	110 (5)	0.21 J (5)	U (5)	2 J (5)	3.6 J (5)	U (5)	U (5)	U (5)	0.25 J (5)	U (5)	0.3 J (5)	0.18 J (5)	U (5)
Vinyl Chloride	2.0	U (2)	0.72 J (2)	0.33 J (2)	0.3 J (2)	U (2)	U (2)	0.18 J (2)	0.17 J (2)	U (2)	U (2)	U (2)	U (2)	U (2)	U (2)	U (2)	U (2)
Metals																	
Iron	NE	1360 (50)	2560 (50)	1450 (50)	425 (50)	U (50)	151 (50)	2850 (50)	29.8 J (50)	2340 (50)	266 (50)	U (50)	U (50)	1220 (50)	164 (50)	51.1 (50)	523 (50)
Manganese	NE	344 (5)	452 (5)	1060 (5)	945 (5)	6.2 (5)	13.4 (5)	3440 (5)	34.4 (5)	35.8 (5)	7670 (5)	105 (5)	276 (5)	15.9 (5)	70.7 (5)	280 (5)	278 (5)
Monitored Natural Attenuation Parameters (Laboratory)																	
Acetic acid	NE	U (5000)	U (5000)	U (5000)	U (5000)	U (5000)	U (5000)	U (5000)	U (5000)	U (5000)	U (5000)	U (5000)	U (5000)	U (5000)	U (5000)	U (5000)	U (5000)
Acetylene	NE	U (0.5)	U (0.5)	U (0.5)	U (0.5)	U (0.5)	U (0.5)	U (0.5)	U (0.5)	U (0.5)	U (0.5)	U (0.5)	U (0.5)	U (0.5)	U (0.5)	U (0.5)	U (0.5)
Total Alkalinity	NE	23400 (20000)	23200 (20000)	39100 (20000)	12700 J (20000)	112000 (20000)	60600 (20000)	94700 (20000)	137000 (20000)	38900 (20000)	113000 (20000)	49100 (20000)	25300 (20000)	42300 (20000)	94500 (20000)	8500 J (20000)	28200 (20000)
Ammonia	NE	U (100)	U (100)	U (100)	U (100)	U (100)	U (100)	340 (100)	U (100)	U (100)	U (100)	U (100)	U (100)	U (100)	U (100)	U (100)	U (100)
Bicarbonate Alkalinity	NE	23400 (20000)	23200 (20000)	39100 (20000)	12700 J (20000)	112000 (20000)	60600 (20000)	94700 (20000)	137000 (20000)	38900 (20000)	113000 (20000)	49100 (20000)	25300 (20000)	42300 (20000)	94500 (20000)	8500 J (20000)	28200 (20000)
Butyric acid	NE	U (5000)	U (5000)	U (5000)	U (5000)	U (5000)	U (5000)	U (5000)	U (5000)	U (5000)	U (5000)	U (5000)	U (5000)	U (5000)	U (5000)	U (5000)	U (5000)
Carbon Dioxide	NE	250000	281000	1560000	0	142000	206000	178000	457000	63900	379000	161000	495000	126000	264000	0	407000
Organic Carbon (total)	NE	1600 (1000)	U (1000)	U (1000)	U (1000)	570 J (1000)	U (1000)	8900 (1000)	540 J (1000)	6100 (1000)	U (1000)	540 J (1000)	U (1000)	1400 (1000)	500 J (1000)	660 J (1000)	710 J (1000)
Carbonate Alkalinity (as CaCO3)	NE	U (20000)	U (20000)	U (20000)	U (20000)	U (20000)	U (20000)	U (20000)	U (20000)	U (20000)	U (20000)	U (20000)	U (20000)	U (20000)	U (20000)	U (20000)	U (20000)
Chloride	NE	265000 (20000)	230000 (20000)	260000 (50000)	289000 (50000)	94200 (10000)	118000 (10000)	8400 (1000)	150000 (20000)	1500 (1000)	195000 (20000)	13700 (1000)	270000 (20000)	20200 (2000)	24600 (2000)	116000 (10000)	89400 (5000)
2-Chloroethanol	NE	U (10000)	U (10000)	U (10000)	U (10000)	U (10000)	U (10000)	U (10000)	U (10000)	U (10000)	U (10000)	U (10000)	U (10000)	U (10000)	U (10000)	U (10000)	U (10000)
Lactic Acid	NE	U (25000)	U (25000)	U (25000)	U (25000)	U (25000)	U (25000)	U (25000)	U (25000)	U (25000)	U (25000)	U (25000)	U (25000)	U (25000)	U (25000)	U (25000)	U (25000)
Nitrogen	NE	990 (100)	U (100)	U (100)	140 (100)	1400 (100)	1600 (100)	U (100)	23100 (500)	3600 (100)	660 J (1000)	U (100)	2900 (100)	810 (100)	U (100)	2100 (100)	240 (100)
Nitrogen, Nitrate (As N)	NE	990 (100)	U (100)	U (100)	140 (100)	1400 (100)	1600 (100)	U (100)	23100 (500)	3600 (100)	660 J (1000)	U (100)	2900 (100)	810 (100)	U (100)	2100 (100)	240 (100)
Nitrogen, Nitrite	NE	U (100)	U (100)	U (100)	U (100)	U (100)	U (100)	U (100)	U (500)	U (100)	U (1000)	U (100)	U (100)	U (100)	U (100)	U (100)	U (100)
pH [STD Units]	NE	5.3 (0.1)	5.2 (0.1)	4.7 (0.1)	4.9 (0.1)	6.7 (0.1)	5.9 (0.1)	6.3 (0.1)	5.9 (0.1)	6.4 (0.1)	5.9 (0.1)	5.9 (0.1)	5 (0.1)	6 (0.1)	6 (0.1)	4.8 (0.1)	5.2 (0.1)
Phosphates (total)	NE	U (30)	340 (30)	32 (30)	32 (30)	U (30)	32 (30)	66 (30)	120 (30)	32 (30)	U (30)	U (30)	U (30)	170 (30)	32 (30)	32 (30)	350 (30)
Propionic Acid	NE	U (5000)	U (5000)	U (5000)	U (5000)	U (5000)	U (5000)	U (5000)	U (5000)	U (5000)	U (5000)	U (5000)	U (5000)	U (5000)	U (5000)	U (5000)	U (5000)
Pyruvic Acid	NE	U (10000)	U (10000)	U (10000)	U (10000)	U (10000)	U (10000)	U (10000)	U (10000)	U (10000)	U (10000)	U (10000)	U (10000)	U (10000)	U (10000)	U (10000)	U (10000)
Sulfide (total)	NE	U (50)	U (50)	U (50)	U (50)	U (50)	U (50)	U (50)	U (50)	U (50)	U (50)	U (50)	U (50)	U (50)	U (50)	U (50)	U (50)
Sulfate	NE	20600 (2000)	3100 (1000)	3200 (1000)	4000 (1000)	19400 (2000)	18200 (1000)	17000 (1000)	86400 (20000)	18100 (1000)	7800 (1000)	12300 (1000)	9200 (1000)	13100 (1000)	40600 (5000)	73400 (10000)	33500 (5000)
Gases																	
Methane	NE	2 (0.1)	110 (0.1)	36 (0.1)	3.1 (0.1)	0.1 U (0.1)	0.85 (0.1)	33 (0.1)	0.47 (0.1)	0.1 U (0.1)	0.6 (0.1)	1.1 (0.1)	0.1 U (0.1)	0.12 (0.1)	0.24 (0.1)	0.16 (0.1)	1.5 (0.1)
Ethane	NE	0.025 U (0.025)	0.025 U (0.025)	0.025 U (0.025)	0.05 (0.025)	0.025 U (0.025)	0.025 U (0.025)	0.083 (0.025)	0.025 U (0.025)	0.025 U (0.025)	0.064 (0.025)	0.025 U (0.025)	0.025 U (0.025)	0.025 U (0.025)	0.025 U (0.025)	0.025 U (0.025)	0.025 U (0.025)
Ethene	NE	0.13 (0.025)	0.025 U (0.025)	0.073 (0.025)	0.042 (0.025)	0.033 (0.025)	0.03 (0.025)	0.073 (0.025)	0.051 (0.025)	0.025 U (0.025)	0.025 U (0.025)	0.025 U (0.025)	0.025 U (0.025)	0.025 U (0.025)	0.025 U (0.025)	0.025 U (0.025)	0.025 U (0.025)
Hydrogen [nM]	NE	NS	9 (0.6)	12 (0.6)	15 (0.6)	6.4 (0.6)	0.9 (0.6)	5.6 (0.6)	1.5 (0.6)	1.2 (0.6)	3.7 (0.6)	1.8 (0.6)	12 (0.6)	10 (0.6)	23 (0.6)	4.9 (0.6)	24 (0.6)
Molecular Analyses																	
BAV1 Vinyl Chloride Reductase [cells/mL]	NE	0.7 J	9.8	U (0.5)	81.3	U (0.5)	U (0.4)	U (0.5)	U (0.5)	U (0.5)	U (0.5)	U (0.5)	U (0.5)	U (0.5)	U (0.5)	U (0.5)	U (0.5)
Dehalococcoides (DHC) [cells/mL]	NE	2	441	U (0.5)	93.1	U (0.5)	U (0.4)	U (0.5)	U (0.5)	U (0.5)	U (0.5)	20.7	0.7	U (0.5)	U (0.5)	U (0.5)	6
tceA Reductase [cells/mL]	NE	U (1.1)	U (0.5)	U (0.5)	U (0.5)	U (0.5)	U (0.4)	U (0.5)	U (0.5)	U (0.5)	U (0.5)	U (0.5)	U (0.5)	U (0.5)	U (0.5)	U (0.5)	U (0.5)

Notes:

1 All concentrations are presented in µg/L except where noted.

2 Only compounds with at least one detection are shown for VOCs.

3 Concentrations that exceed the RALs for Fort Smith ADEQ RADD issued Jan 2014 are double underlined.

Abbreviations:

U Not Detected
J Estimated Concentration
( ) Detection Limit
RADD Remedial Action Decision Document
ADEQ Arkansas Department of Environmental Quality
µg/L micrograms per Liter
mL milliliters
NS Not Sampled
LE Laboratory Error. Sample was provided to the laboratory, la
NE Not Established
Onsite wells
Offsite wells
Plume boundary wells

TABLE 5
SUMMARY OF MONITORING WELL GROUNDWATER SAMPLE ANALYTICAL RESULTS - 2ND QUARTER 2014
Whirlpool Corporation; Fort Smith, AR

Location		MW-36	MW-39	MW-40	MW-50	MW-60	MW-61	MW-62	MW-63	MW-66	MW-67	MW-68
ENVIRON Sample ID	Remedial Action Levels per ADEQ RADD Issued Dec 2013	MW-36-201405	MW-39-201405	MW-40-201405	MW-50-201405	MW-60-201405	MW-61-201405	MW-62-201405	MW-63-201405	MW-66-201405	MW-67-201405	MW-68-201405
Lab Sample ID(s):		60169189004, 121970004,	60169189009, 121970009,	60169057003, 121970021,	60169189010, 121970010	60169189011	60169189012, 121970011,	60169284012, 121920021,	60169284013, 121920020,	60169189013, 121970012,	60169189014, 121970013,	60169284015, 121800015,
Sample Method		050LE010 Low Flow	050LE015 Low Flow	050LE03 Low Flow	Low Flow	Low Flow	050LE017 Low Flow	050LE039 Low Flow	050LE040 Low Flow	050LE018 Low Flow	050LE019 Low Flow	050LE042 Low Flow
Sample Date		05/13/2014	05/13/2014	05/12/2014	05/13/2014	05/13/2014	05/13/2014	05/14/2014	05/14/2014	05/13/2014	05/13/2014	05/14/2014
Comments												
Volatile Organic Compounds												
Acetone	12000	U (10)	U (10)	U (10)	U (10)	2.1 J (10)	U (10)	U (10)	U (10)	U (10)	U (10)	U (10)
Benzene	5.0	U (5)	U (5)	U (5)	U (5)	U (5)	U (5)	U (5)	U (5)	U (5)	U (5)	U (5)
Bromodichloromethane	80	U (5)	U (5)	U (5)	U (5)	U (5)	U (5)	U (5)	U (5)	U (5)	U (5)	U (5)
Bromoform	80	U (5)	U (5)	U (5)	U (5)	U (5)	U (5)	U (5)	U (5)	U (5)	U (5)	0.14 J (5)
2-Butanone	4900	U (10)	U (10)	U (10)	U (10)	U (10)	U (10)	U (10)	U (10)	U (10)	U (10)	U (10)
Carbon Disulfide	720	U (10)	U (10)	U (10)	U (10)	U (10)	U (10)	U (10)	U (10)	U (10)	U (10)	U (10)
Chlorobenzene	100	0.24 J (5)	U (5)	U (5)	U (5)	U (5)	U (5)	U (5)	U (5)	U (5)	U (5)	U (5)
Chloroform	80	U (5)	U (5)	U (5)	U (5)	U (5)	U (5)	U (5)	U (5)	U (5)	U (5)	U (5)
Chloromethane	190	U (10)	U (10)	U (10)	U (10)	U (10)	U (10)	U (10)	U (10)	U (10)	U (10)	U (10)
Dibromochloromethane	80	U (5)	U (5)	U (5)	U (5)	U (5)	U (5)	U (5)	U (5)	U (5)	U (5)	U (5)
1,1-Dichloroethane	2.4	U (2.4)	U (2.4)	U (2.4)	U (2.4)	U (2.4)	U (2.4)	U (2.4)	U (2.4)	U (2.4)	U (2.4)	U (2.4)
1,2-Dichloroethane	5.0	U (5)	U (5)	U (5)	U (5)	U (5)	U (5)	U (5)	U (5)	U (5)	U (5)	U (5)
1,1-Dichloroethene	7.0	U (5)	U (5)	U (5)	U (5)	U (5)	U (5)	U (5)	U (5)	U (5)	U (5)	U (5)
cis-1,2-Dichloroethene	70	U (5)	U (5)	U (5)	U (5)	U (5)	U (5)	U (5)	0.61 J (5)	U (5)	U (5)	U (5)
trans-1,2-Dichloroethene	100	U (5)	U (5)	U (5)	U (5)	U (5)	U (5)	U (5)	U (5)	U (5)	U (5)	U (5)
Methylene Chloride	5.0	U (5)	U (5)	U (5)	U (5)	U (5)	U (5)	U (5)	U (5)	U (5)	U (5)	U (5)
1,1,2,2-Tetrachloroethane	0.066	U (1)	U (1)	U (1)	U (1)	U (1)	U (1)	U (1)	U (1)	U (1)	U (1)	U (1)
Tetrachloroethene	5.0	U (5)	U (5)	U (5)	U (5)	U (5)	U (5)	U (5)	U (5)	U (5)	U (5)	U (5)
Toluene	1000	U (5)	U (5)	U (5)	U (5)	U (5)	U (5)	U (5)	U (5)	U (5)	U (5)	U (5)
1,1,1-Trichloroethane	200	U (5)	U (5)	U (5)	U (5)	U (5)	U (5)	U (5)	U (5)	U (5)	U (5)	U (5)
1,1,2-Trichloroethane	5.0	U (5)	U (5)	U (5)	U (5)	U (5)	U (5)	U (5)	U (5)	U (5)	U (5)	U (5)
Trichloroethene	5.0	U (5)	0.23 J (5)	0.76 J (5)	U (5)	0.21 J (5)	6.6 (5)	0.62 J (5)	12.2 (5)	3.1 J (5)	U (5)	0.49 J (5)
Vinyl Chloride	2.0	U (2)	U (2)	U (2)	U (2)	U (2)	U (2)	U (2)	0.13 J (2)	U (2)	U (2)	U (2)
Metals												
Iron	NE	277 (50)	32.9 J (50)	U (50)	1330 (50)	3180 (50)	1600 (50)	25.6 J (50)	719 (50)	779 (50)	679 (50)	U (50)
Manganese	NE	513 (5)	492 (5)	210 (5)	223 (5)	946 (5)	14 (5)	35.4 (5)	38 (5)	19.8 (5)	4.5 J (5)	805 (5)
Monitored Natural Attenuation Parameters (Laboratory)												
Acetic acid	NE	U (5000)	U (5000)	U (5000)	U (5000)	U (5000)	U (5000)	U (5000)	U (5000)	U (5000)	U (5000)	U (5000)
Acetylene	NE	U (0.5)	U (0.5)	U (0.5)	U (0.5)	U (0.5)	U (0.5)	U (0.5)	U (0.5)	U (0.5)	U (0.5)	U (0.5)
Total Alkalinity	NE	21200 (20000)	12700 J (20000)	13100 J (20000)	207000 (20000)	389000 (20000)	115000 (20000)	36100 (20000)	43500 (20000)	91100 (20000)	242000 (20000)	8000 J (20000)
Ammonia	NE	U (100)	U (100)	U (100)	U (100)	390 (100)	84 J (100)	U (100)	U (100)	U (100)	U (100)	U (100)
Bicarbonate Alkalinity	NE	21200 (20000)	12700 J (20000)	13100 J (20000)	207000 (20000)	389000 (20000)	115000 (20000)	36100 (20000)	43500 (20000)	91100 (20000)	242000 (20000)	8000 J (20000)
Butyric acid	NE	U (5000)	U (5000)	U (5000)	U (5000)	U (5000)	U (5000)	U (5000)	U (5000)	U (5000)	U (5000)	U (5000)
Carbon Dioxide	NE	387000	0	0	339000	517000	573000	240000	401000	390000	332000	0
Organic Carbon (total)	NE	U (1000)	U (1000)	U (1000)	U (1000)	910 J (1000)	910 J (1000)	U (1000)	U (1000)	U (1000)	U (1000)	U (1000)
Carbonate Alkalinity (as CaCO3)	NE	U (20000)	U (20000)	U (20000)	U (20000)	U (20000)	U (20000)	U (20000)	U (20000)	U (20000)	U (20000)	U (20000)
Chloride	NE	266000 (50000)	320000 (50000)	217000 (20000)	240000 (50000)	138000 (10000)	89900 (5000)	150000 (20000)	142000 (10000)	166000 (20000)	117000 (10000)	306000 (50000)
2-Chloroethanol	NE	U (10000)	U (10000)	U (10000)	U (10000)	U (10000)	U (10000)	U (10000)	U (10000)	U (10000)	U (10000)	U (10000)
Lactic Acid	NE	U (25000)	U (25000)	U (25000)	U (25000)	U (25000)	U (25000)	U (25000)	U (25000)	U (25000)	U (25000)	U (25000)
Nitrogen	NE	U (100)	24 J (100)	50 J (100)	U (100)	U (100)	900 (100)	730 (100)	380 (100)	420 (100)	33 J (100)	U (100)
Nitrogen, Nitrate (As N)	NE	U (100)	U (100)	50 J (100)	U (100)	U (100)	900 (100)	730 (100)	380 (100)	420 (100)	33 J (100)	U (100)
Nitrogen, Nitrite	NE	U (100)	U (100)	U (100)	U (100)	U (100)	U (100)	U (100)	U (100)	U (100)	U (100)	U (100)
pH [STD Units]	NE	5.1 (0.1)	4.8 (0.1)	4.7 (0.1)	6.4 (0.1)	6.6 (0.1)	5.7 (0.1)	5.5 (0.1)	5.4 (0.1)	5.8 (0.1)	6.6 (0.1)	4.8 (0.1)
Phosphates (total)	NE	32 (30)	32 (30)	U (30)	100 (30)	350 (30)	350 (30)	84 (30)	U (30)	32 (30)	32 (30)	66 (30)
Propionic Acid	NE	U (5000)	U (5000)	U (5000)	U (5000)	U (5000)	U (5000)	U (5000)	U (5000)	U (5000)	U (5000)	U (5000)
Pyruvic Acid	NE	U (10000)	U (10000)	U (10000)	U (10000)	U (10000)	U (10000)	U (10000)	U (10000)	U (10000)	U (10000)	U (10000)
Sulfide (total)	NE	U (50)	U (50)	U (50)	U (50)	U (50)	U (50)	U (50)	U (50)	U (50)	U (50)	U (50)
Sulfate	NE	4800 (1000)	10300 (1000)	2400 (1000)	1600 (1000)	29900 (2000)	47900 (5000)	4200 (1000)	8900 (1000)	6600 (1000)	9100 (1000)	1500 (1000)
Gases												
Methane	NE	13 (0.1)	0.28 (0.1)	0.25 (0.1)	0.27 (0.1)	NS	0.1 U (0.1)	0.1 U (0.1)	0.25 (0.1)	0.1 U (0.1)	0.1 U (0.1)	1 (0.1)
Ethane	NE	0.025 U (0.025)	0.025 U (0.025)	0.025 U (0.025)	0.025 U (0.025)	NS	0.025 U (0.025)	0.025 U (0.025)	0.025 U (0.025)	0.025 U (0.025)	0.025 U (0.025)	0.029 (0.025)
Ethene	NE	0.025 U (0.025)	0.025 U (0.025)	0.025 U (0.025)	0.025 U (0.025)	NS	0.025 U (0.025)	0.025 U (0.025)	0.025 U (0.025)	0.025 U (0.025)	0.025 U (0.025)	0.025 U (0.025)
Hydrogen [nM]	NE	24 (0.6)	4.8 (0.6)	7.8 (0.6)	NS	NS	NS	42 (1.2)	35 (0.6)	5.3 (0.6)	5.8 (0.6)	27 (0.6)
Molecular Analyses												
BAV1 Vinyl Chloride Reductase [cells/mL]	NE	U (0.5)	U (0.5)	U (0.5)	NS	NS	U (1.5)	U (0.5)	U (0.6)	U (0.5)	U (0.5)	U (0.5)
Dehalococcoides (DHC) [cells/mL]	NE	U (0.5)	U (0.5)	4.6	NS	NS	U (1.5)	U (0.5)	U (0.6)	U (0.5)	U (0.5)	0.3 J
tceA Reductase [cells/mL]	NE	U (0.5)	U (0.5)	U (0.5)	NS	NS	U (1.5)	U (0.5)	U (0.6)	U (0.5)	U (0.5)	U (0.5)

Notes:

1 All concentrations are presented in µg/L except where noted.

2 Only compounds with at least one detection are shown for VOCs.

3 Concentrations that exceed the RALs for Fort Smith ADEQ RADD issued Jan 2014 are double underlined.

Abbreviations:

U Not Detected
J Estimated Concentration
( ) Detection Limit
RADD Remedial Action Decision Document
ADEQ Arkansas Department of Environmental Quality
µg/L micrograms per Liter
mL milliliters
NS Not Sampled
LE Laboratory Error. Sample was provided to the laboratory, la
NE Not Established
Onsite wells
Offsite wells
Plume boundary wells

TABLE 6
HISTORICAL SUMMARY OF GROUNDWATER CONCENTRATIONS FOR TCE AND DAUGHTER-PRODUCTS
Whirlpool Facility
Fort Smith, Arkansas

Well ID	Date	Trichloroethene (µg/L)	cis-1,2-Dichloroethene (µg/L)	Vinyl Chloride (µg/L)
ITMW-1	1/1/1990	ND	NT	ND
ITMW-1	11/1/1993	10	NT	ND
ITMW-1	12/1/1996	21	NT	ND
ITMW-1	2/1/1999	37	NT	ND
ITMW-1	3/1/2000	125	8	ND
ITMW-1	9/19/2000	30.7	7.45	< 10 U
ITMW-1	3/27/2001	30	6	< 10 U
ITMW-1	9/11/2001	27	9	< 10 U
ITMW-1	9/10/2002	35	9	< 10 U
ITMW-1	2/27/2003	29.6	7.14	< 10 U
ITMW-1	9/23/2003	25	12	< 10 U
ITMW-1	4/13/2004	42.2	11.1	< 10 U
ITMW-1	9/21/2004	26.1	15.8	< 10 U
ITMW-1	9/28/2005	34.7	11.3	< 10 U
ITMW-1	10/14/2006	20	11	< 10 UJ
ITMW-1	9/20/2007	18	13	< 10 U
ITMW-1	12/9/2008	14	7.3	< 5 U
ITMW-1	10/27/2011	17	8.2	< 5 U
ITMW-1	4/18/2012	32	13	< 5 U
ITMW-1	10/19/2012	10	8.3	< 2.0 U
ITMW-1	4/24/2013	26	9.1	< 2.0 U
ITMW-1	10/15/2013	7.2	5.8	< 2.0 U
ITMW-1	3/8/2014	23.4	8.9	< 2.0 U
ITMW-1	5/13/2014	21.3	8.7	< 2.0 U
ITMW-2	10/1/1989	ND	NT	ND
ITMW-2	11/1/1989	ND	NT	ND
ITMW-2	1/1/1990	ND	NT	ND
ITMW-2	3/1/1991	ND	NT	ND
ITMW-2	11/1/1993	4	NT	ND
ITMW-2	12/1/1996	3.4	NT	ND
ITMW-2	3/1/2000	ND	ND	ND
ITMW-2	9/19/2000	< 5 U	< 5 U	< 10 U
ITMW-2	3/27/2001	< 5 U	< 5 U	< 10 U
ITMW-2	9/13/2001	< 5 U	< 5 U	< 10 U
ITMW-2	9/11/2002	< 5 U	< 5 U	< 10 U
ITMW-2	2/27/2003	< 5 U	< 5 U	< 10 U
ITMW-2	9/23/2003	< 5 U	< 5 U	< 10 U
ITMW-2	4/13/2004	< 5 U	< 5 U	< 10 U
ITMW-2	9/21/2004	< 5 U	< 5 U	< 10 U
ITMW-2	9/29/2005	< 5 U	< 5 U	< 10 U
ITMW-2	10/14/2006	4 J	< 5 U	< 10 U
ITMW-2	9/20/2007	< 5 U	< 5 U	< 10 U
ITMW-2	12/9/2008	< 5 U	< 5 U	< 5 U
ITMW-2	11/3/2010	< 5 U	< 5 U	< 5 U
ITMW-2	10/26/2011	< 5 U	< 5 U	< 5 U
ITMW-2	4/17/2012	< 5 U	< 5 U	< 5 U
ITMW-2	10/17/2012	< 5.0 U	< 5.0 U	< 2.0 U
ITMW-2	4/24/2013	< 5.0 U	< 5.0 U	< 2.0 U
ITMW-2	10/14/2013	< 5.0 U	< 5.0 U	< 2.0 U
ITMW-2	3/6/2014	0.23 J	0.40 J	< 2.0 U
ITMW-2	3/6/2014	0.28 J	0.51 J	< 2.0 U
ITMW-2	5/13/2014	< 5.0 U	< 5.0 U	< 2.0 U
ITMW-4	10/1/1989	ND	NT	ND
ITMW-4	11/1/1989	ND	NT	ND
ITMW-4	1/1/1990	ND	NT	ND
ITMW-4	11/1/1993	ND	NT	ND
ITMW-4	12/1/1996	75	NT	ND
ITMW-4	2/1/1999	93	54	ND
ITMW-4	3/1/2000	22	16	ND
ITMW-4	9/20/2000	13.9	10.6	< 10 U
ITMW-4	3/28/2001	9	< 5 U	< 10 U
ITMW-4	9/13/2001	6	8	< 10 U

ENVIRON

TABLE 6
HISTORICAL SUMMARY OF GROUNDWATER CONCENTRATIONS FOR TCE AND DAUGHTER-PRODUCTS
Whirlpool Facility
Fort Smith, Arkansas

Well ID	Date	Trichloroethene (µg/L)	cis-1,2-Dichloroethene (µg/L)	Vinyl Chloride (µg/L)
ITMW-4	9/10/2002	9	< 5 U	< 10 U
ITMW-4	2/28/2003	< 5 U	< 5 U	< 10 U
ITMW-4	9/23/2003	< 5 U	< 5 U	< 10 U
ITMW-4	4/14/2004	< 5 U	< 5 U	< 10 U
ITMW-4	9/22/2004	< 5 U	< 5 U	< 10 U
ITMW-4	9/27/2005	< 5 U	< 5 U	< 10 U
ITMW-4	10/11/2006	6	8	< 10 U
ITMW-4	9/20/2007	5 J	5 J	< 10 U
ITMW-4	12/9/2008	< 5 U	3.2 J	< 5 U
ITMW-4	10/25/2011	4.8 J	5.1	< 5 U
ITMW-4	10/17/2012	3.3 J	4.5 J	7.9
ITMW-4	10/14/2013	3.7 J	6.1	< 2.0 U
ITMW-4	3/6/2014	1.4 J	2.0 J	0.19 J
ITMW-4	5/13/2014	2.0 J	2.1 J	0.18 J
ITMW-6	10/1/1989	ND	NT	ND
ITMW-6	1/1/1990	ND	NT	ND
ITMW-6	12/1/1996	6.8	NT	ND
ITMW-6	5/1/1997	7	ND	ND
ITMW-6	2/1/1999	6	ND	ND
ITMW-6	3/1/2000	ND	ND	ND
ITMW-6	9/20/2000	< 5 U	< 5 U	< 10 U
ITMW-6	3/28/2001	< 5 U	< 5 U	< 10 U
ITMW-6	9/13/2001	< 5 U	< 5 U	< 10 U
ITMW-6	9/10/2002	< 5 U	< 5 U	< 10 U
ITMW-6	2/27/2003	< 5 U	< 5 U	< 10 U
ITMW-6	9/24/2003	< 5 U	< 5 U	< 10 U
ITMW-6	4/14/2004	< 5 U	< 5 U	< 10 U
ITMW-6	9/22/2004	< 5 U	< 5 U	< 10 U
ITMW-6	9/28/2005	< 5 U	< 5 U	< 10 U
ITMW-6	10/11/2006	< 5 U	4 J	< 10 U
ITMW-6	9/20/2007	< 5 U	< 5 U	< 10 U
ITMW-6	12/10/2008	< 5 U	< 5 U	< 5 U
ITMW-6	10/28/2009	< 5 U	2.1 J	< 5 U
ITMW-6	5/10/2010	< 5 U	1.9 J	< 5 U
ITMW-6	10/25/2011	< 5 U	2.7 J	< 5 U
ITMW-6	10/25/2011	< 5 U	2.4 J	< 5 U
ITMW-6	4/17/2012	< 5 U	2.9 J	< 5 U
ITMW-6	10/17/2012	< 5.0 U	3.1 J	< 2.0 U
ITMW-6	4/22/2013	< 5.0 U	2.1 J	0.33 J
ITMW-6	10/14/2013	3.4 J	5.5	0.18 J
ITMW-6	3/6/2014	2.7 J	4.9 J	0.18 J
ITMW-6	5/13/2014	3.6 J	5.3	0.17 J
ITMW-7	11/1/1989	ND	NT	ND
ITMW-7	1/1/1990	ND	NT	ND
ITMW-7	12/1/1996	290	NT	3
ITMW-7	5/1/1997	380	180	ND
ITMW-7	2/1/1999	ND	ND	ND
ITMW-7	6/1/1999	300	140	ND
ITMW-7	3/1/2000	207	92	ND
ITMW-7	9/19/2000	207	100	< 10 U
ITMW-7	9/21/2000	109	< 5 U	< 10 U
ITMW-7	3/28/2001	161	66	< 10 U
ITMW-7	9/13/2001	139	68	< 10 U
ITMW-7	9/10/2002	128	54	< 10 U
ITMW-7	2/27/2003	172	92.5	< 10 U
ITMW-7	9/24/2003	125	57.3	< 10 U
ITMW-7	4/14/2004	201	80.7	< 10 U
ITMW-7	9/22/2004	132	48.4	< 10 U
ITMW-7	4/7/2005	122	39	< 10 U
ITMW-7	9/28/2005	100	30.5	< 10 U
ITMW-7	3/14/2006	153	59.5	< 10 U
ITMW-7	10/10/2006	140	44	1 J

ENVIRON

TABLE 6
HISTORICAL SUMMARY OF GROUNDWATER CONCENTRATIONS FOR TCE AND DAUGHTER-PRODUCTS
Whirlpool Facility
Fort Smith, Arkansas

Well ID	Date	Trichloroethene (µg/L)	cis-1,2-Dichloroethene (µg/L)	Vinyl Chloride (µg/L)
ITMW-7	4/17/2007	83	29.4	< 10 U
ITMW-7	9/21/2007	72	22	< 10 U
ITMW-7	4/30/2008	70	18	< 10 U
ITMW-7	12/11/2008	66	19	< 5 U
ITMW-7	4/27/2009	87	26	< 5 U
ITMW-7	10/28/2009	60	20	< 5 U
ITMW-7	5/10/2010	73	18	< 5 U
ITMW-7	3/23/2011	225	93.2	56.5
ITMW-7	10/25/2011	99	26	< 5 U
ITMW-7	4/18/2012	100	20	< 5 U
ITMW-7	10/18/2012	63	17	< 2.0 U
ITMW-7	4/25/2013	69	16	0.27 J
ITMW-7	10/17/2013	47	12	< 2.0 U
ITMW-7	3/8/2014	37.4	10	0.24 J
ITMW-7	5/14/2014	37.0	11.1	0.22 J
ITMW-9	1/1/1990	ND	NT	ND
ITMW-9	12/1/1996	230	NT	ND
ITMW-9	5/1/1997	7	ND	ND
ITMW-9	2/1/1999	40	24	ND
ITMW-9	3/1/2000	69	45	ND
ITMW-9	9/20/2000	54.8	14	< 10 U
ITMW-9	3/28/2001	40	12	< 10 U
ITMW-9	9/13/2001	40	12	< 10 U
ITMW-9	9/10/2002	61	21	< 10 U
ITMW-9	2/28/2003	54.2	37.2	< 10 U
ITMW-9	9/23/2003	97.6	53.9	< 10 U
ITMW-9	4/14/2004	71.8	38.8	< 10 U
ITMW-9	9/22/2004	80.7	21.1	< 10 U
ITMW-9	4/6/2005	79	30.4	< 10 U
ITMW-9	9/27/2005	98.8	54.6	< 10 U
ITMW-9	3/14/2006	101	78.7	< 10 U
ITMW-9	10/11/2006	110	77	6 J
ITMW-9	4/17/2007	79	39.6	< 10 U
ITMW-9	9/20/2007	76	26	< 10 U
ITMW-9	4/28/2008	82	37	< 10 U
ITMW-9	12/9/2008	90	62	< 5 U
ITMW-9	4/27/2009	110	51	< 5 U
ITMW-9	10/27/2009	120	71	6.1
ITMW-9	5/11/2010	130	38	< 5 U
ITMW-9	3/22/2011	120	48	2.4 J
ITMW-9	10/25/2011	90	57	< 5 U
ITMW-9	4/17/2012	150	50	2.5 J
ITMW-9	10/18/2012	120	53	5.2
ITMW-9	4/24/2013	140	44	1.6 J
ITMW-9	10/17/2013	83	42	16
ITMW-9	3/8/2014	112	40.4	0.41 J
ITMW-9	5/14/2014	113	42.2	0.64 J
ITMW-10	1/1/1990	ND	NT	ND
ITMW-10	12/1/1996	4	NT	ND
ITMW-10	2/1/1999	25	13	ND
ITMW-10	3/1/2000	23	17	ND
ITMW-10	9/20/2000	18.1	15.9	< 10 U
ITMW-10	3/28/2001	40	21	< 10 U
ITMW-10	9/13/2001	30	27	< 10 U
ITMW-10	9/10/2002	55	38	< 10 U
ITMW-10	2/28/2003	57.6	50.9	< 10 U
ITMW-10	7/16/2003	55.3	49.2	< 10 U
ITMW-10	9/23/2003	65.9	56.5	< 10 U
ITMW-10	4/14/2004	80	57.4	< 10 U
ITMW-10	9/22/2004	59.6	50	< 10 U
ITMW-10	4/6/2005	72.1	57.7	< 10 U
ITMW-10	9/28/2005	57.6	41.6	< 10 U

TABLE 6
HISTORICAL SUMMARY OF GROUNDWATER CONCENTRATIONS FOR TCE AND DAUGHTER-PRODUCTS
Whirlpool Facility
Fort Smith, Arkansas

Well ID	Date	Trichloroethene (µg/L)	cis-1,2-Dichloroethene (µg/L)	Vinyl Chloride (µg/L)
ITMW-10	3/14/2006	82	67.2	< 10 U
ITMW-10	10/10/2006	88	54	5 J
ITMW-10	4/17/2007	76	52.4	< 10 U
ITMW-10	9/20/2007	67	48	5 J
ITMW-10	4/28/2008	61	46	< 10 U
ITMW-10	12/9/2008	78	50	< 5 U
ITMW-10	4/27/2009	87	52	4.4 J
ITMW-10	10/27/2009	110	50	4.2 J
ITMW-10	5/11/2010	85	46	2.4 J
ITMW-10	3/22/2011	92	42	2.7 J
ITMW-10	10/25/2011	94	39	2.5 J
ITMW-10	10/18/2012	100	37	2.5
ITMW-10	10/15/2013	100	32	3.1
ITMW-10	3/6/2014	166	32.3	1.2 J
ITMW-10	5/14/2014	184	32.4	1.4 J
ITMW-11	1/1/1990	19,000	NT	180
ITMW-11	11/1/1990	4,700	NT	93
ITMW-11	2/1/1991	3,400	NT	ND
ITMW-11	11/1/1993	2,300	NT	43
ITMW-11	12/1/1996	510	ND	ND
ITMW-11	2/1/1999	650	10	ND
ITMW-11	3/1/2000	3,370	206	ND
ITMW-11	9/19/2000	8,030	327	11.7
ITMW-11	3/27/2001	7,000	200	< 10 U
ITMW-11	9/13/2001	6,000	183	< 10 U
ITMW-11	11/20/2001	< 5 U	< 5 U	< 10 U
ITMW-11	9/9/2002	800	72	< 10 U
ITMW-11	2/26/2003	3,630	306	60.7
ITMW-11	9/24/2003	3,990	269	11.8
ITMW-11	4/13/2004	3,160	240	37.8
ITMW-11	9/21/2004	3,450	204	< 10 U
ITMW-11	4/7/2005	4,210	282	66.7
ITMW-11	9/29/2005	3,910	199	18
ITMW-11	3/16/2006	12,800	1,210	381
ITMW-11	10/13/2006	8,000	340	47
ITMW-11	4/19/2007	3,970	199	< 200 U
ITMW-11	9/21/2007	7,600	180	21
ITMW-11	4/30/2008	4,500	210	58
ITMW-11	12/10/2008	5,800	190	27
ITMW-11	4/27/2009	2,500	200	24
ITMW-11	5/11/2010	6,200	290	28
ITMW-11	5/11/2010	6,200	290	45
ITMW-11	3/23/2011	9,700	520	130
ITMW-11	10/26/2011	8,800	310	16
ITMW-11	10/19/2012	1,400	34	2.4
ITMW-11	10/17/2013	180	8.7	2.9
ITMW-11	3/8/2014	2,980	187	22.5
ITMW-11	5/15/2014	1,590	99.5	5.5
ITMW-12	11/1/1990	2,400	NT	140
ITMW-12	2/1/1991	2,100	NT	ND
ITMW-12	11/1/1993	2,500	NT	35
ITMW-12	12/1/1996	1,200	NT	ND
ITMW-12	2/1/1999	3,100	480	34
ITMW-12	3/1/2000	3,110	320	19
ITMW-12	9/19/2000	3,350	180	12
ITMW-12	3/27/2001	3,900	200	20
ITMW-12	9/13/2001	3,100	159	< 10 U
ITMW-12	11/20/2001	2,400	300	20
ITMW-12	9/11/2002	4,200	300	< 10 U
ITMW-12	2/26/2003	3,940	308	< 10 U
ITMW-12	9/24/2003	2,920	242	< 10 U
ITMW-12	4/13/2004	2,410	245	< 10 U

TABLE 6
HISTORICAL SUMMARY OF GROUNDWATER CONCENTRATIONS FOR TCE AND DAUGHTER-PRODUCTS
Whirlpool Facility
Fort Smith, Arkansas

Well ID	Date	Trichloroethene (µg/L)	cis-1,2-Dichloroethene (µg/L)	Vinyl Chloride (µg/L)
ITMW-12	9/21/2004	1,780	238	< 10 U
ITMW-12	9/29/2005	2,120	273	< 10 U
ITMW-12	10/13/2006	3,500	310	9 J
ITMW-12	9/21/2007	2,100	220	< 10 U
ITMW-12	12/9/2008	1,500	180	< 5 U
ITMW-12	10/26/2011	1,600	230	1.8 J
ITMW-12	10/19/2012	2,500	200	3.6
ITMW-12	10/17/2013	2,300	190	3.2
ITMW-12	10/17/2013	2,300	160	4.1
ITMW-12	3/8/2014	2,400	207	3.4
ITMW-12	5/14/2014	2740	164	14.0
ITMW-13	11/1/1990	34	NT	18
ITMW-13	2/1/1991	32	NT	35
ITMW-13	11/1/1993	ND	NT	29
ITMW-13	12/1/1996	36	NT	36
ITMW-13	2/1/1999	36	140	48
ITMW-13	3/1/2000	37	121	53
ITMW-13	9/19/2000	22.4	112	50.5
ITMW-13	3/28/2001	44	92	40
ITMW-13	9/13/2001	35	111	80
ITMW-13	9/9/2002	81	86	20
ITMW-13	2/26/2003	70.2	85.5	< 10 U
ITMW-13	9/24/2003	159	130	< 10 U
ITMW-13	4/13/2004	48.4	87.2	< 10 U
ITMW-13	9/21/2004	25.5	71.6	< 10 U
ITMW-13	4/7/2005	71.8	103	< 10 U
ITMW-13	9/30/2005	72.7	114	17.9
ITMW-13	3/16/2006	141	187	< 10 U
ITMW-13	10/14/2006	100	150	17
ITMW-13	4/18/2007	83.1	78	4.3 J
ITMW-13	9/20/2007	28	40	< 10 U
ITMW-13	4/29/2008	69	72	< 10 U
ITMW-13	12/10/2008	26	23	< 5 U
ITMW-13	4/27/2009	79	78	< 5 U
ITMW-13	10/27/2009	18	22	< 5 U
ITMW-13	5/12/2010	97	72	< 5 U
ITMW-13	3/23/2011	130	83	< 5 U
ITMW-13	10/27/2011	64	40	< 5 U
ITMW-13	10/27/2011	65	41	< 5 U
ITMW-13	4/19/2012	97	63	< 5 U
ITMW-13	10/18/2012	400	260	1.0 J
ITMW-13	4/25/2013	86	52	0.14 J
ITMW-13	10/16/2013	150	74	< 2.0 U
ITMW-13	3/8/2014	69.3	45.3	< 2.0 U
ITMW-13	5/14/2014	54.0	34.7	0.17 J
ITMW-14	11/1/1990	ND	NT	13
ITMW-14	2/1/1991	ND	NT	ND
ITMW-14	11/1/1993	6	NT	ND
ITMW-14	12/1/1996	ND	NT	ND
ITMW-14	2/1/1999	ND	29	20
ITMW-14	3/1/2000	ND	24	12
ITMW-14	9/19/2000	< 5 U	13.6	< 10 U
ITMW-14	3/27/2001	< 5 U	24	10
ITMW-14	9/13/2001	< 5 U	5	< 10 U
ITMW-14	9/11/2002	41	6	< 10 U
ITMW-14	2/26/2003	< 5 U	< 5 U	< 10 U
ITMW-14	9/24/2003	< 5 U	< 5 U	< 10 U
ITMW-14	4/13/2004	< 5 U	< 5 U	< 10 U
ITMW-14	9/21/2004	< 5 U	< 5 U	< 10 U
ITMW-14	9/30/2005	< 5 U	< 5 U	< 10 U
ITMW-14	10/14/2006	4 J	8	< 10 UJ
ITMW-14	9/21/2007	5 J	9	< 10 U

ENVIRON

TABLE 6
HISTORICAL SUMMARY OF GROUNDWATER CONCENTRATIONS FOR TCE AND DAUGHTER-PRODUCTS
Whirlpool Facility
Fort Smith, Arkansas

Well ID	Date	Trichloroethene (µg/L)	cis-1,2-Dichloroethene (µg/L)	Vinyl Chloride (µg/L)
ITMW-14	12/10/2008	5.7	9.3	< 5 U
ITMW-14	11/4/2010	110	14	< 5 U
ITMW-14	10/27/2011	6.3	11	< 5 U
ITMW-14	4/19/2012	7.6	16	< 5 U
ITMW-14	10/19/2012	5.4	11	< 2.0 U
ITMW-14	4/25/2013	6.8	14	< 2.0 U
ITMW-14	10/16/2013	2.9 J	4.9 J	< 2.0 U
ITMW-14	3/8/2014	6.1	11.9	< 2.0 U
ITMW-14	5/14/2014	5.3	11.3	U
ITMW-15	11/1/1990	2,500	NT	55
ITMW-15	2/1/1991	1,700	NT	ND
ITMW-15	4/15/1991	2,000	NT	ND
ITMW-15	4/19/1991	2,100	NT	ND
ITMW-15	4/20/1991	2,400	NT	ND
ITMW-15	11/1/1993	4,300	NT	10
ITMW-15	12/1/1996	240	NT	ND
ITMW-15	2/1/1999	400	120	ND
ITMW-15	3/1/2000	339	97	ND
ITMW-15	9/19/2000	376	91	< 10 U
ITMW-15	3/28/2001	290	57	< 10 U
ITMW-15	9/13/2001	370	80	< 10 U
ITMW-15	11/20/2001	157	30	< 10 U
ITMW-15	9/11/2002	320	75	< 10 U
ITMW-15	2/26/2003	301	98.7	< 10 U
ITMW-15	9/25/2003	490	91.9	< 10 U
ITMW-15	4/14/2004	334	126	< 10 U
ITMW-15	9/21/2004	774	118	< 10 U
ITMW-15	4/7/2005	685	133	< 10 U
ITMW-15	9/29/2005	862	189	< 10 U
ITMW-15	3/16/2006	908	183	12
ITMW-15	10/13/2006	680	140	7 J
ITMW-15	4/19/2007	591	110	8.5 J
ITMW-15	9/21/2007	1,000	190	27
ITMW-15	4/29/2008	100	18	< 10 U
ITMW-15	12/10/2008	1,100	150	< 5 U
ITMW-15	4/27/2009	2,800	130	17
ITMW-15	5/11/2010	2,800	160	11
ITMW-15	10/26/2011	1,100	74	< 5 U
ITMW-15	10/19/2012	240	14	1.1 J
ITMW-15	10/16/2013	2,800	170	14
ITMW-15	3/8/2014	1,630	152	11.6
ITMW-15	5/14/2014	899	61.7	4.4
ITMW-15	5/14/2014	729	60.7	4.1
ITMW-16	2/1/1991	31	NT	ND
ITMW-16	11/1/1993	41	NT	7
ITMW-16	12/1/1996	ND	NT	ND
ITMW-16	2/1/1999	ND	ND	ND
ITMW-16	3/1/2000	7	ND	ND
ITMW-16	9/21/2000	< 5 U	< 5 U	< 10 U
ITMW-16	3/26/2001	< 5 U	< 5 U	< 10 U
ITMW-16	9/13/2001	< 5 U	< 5 U	< 10 U
ITMW-16	9/11/2002	< 5 U	< 5 U	< 10 U
ITMW-16	2/27/2003	< 5 U	< 5 U	< 10 U
ITMW-16	9/25/2003	< 5 U	< 5 U	< 10 U
ITMW-16	4/15/2004	< 5 U	< 5 U	< 10 U
ITMW-16	9/23/2004	< 5 U	< 5 U	< 10 U
ITMW-16	9/29/2005	< 5 U	< 5 U	< 10 U
ITMW-16	10/14/2006	< 5 U	< 5 U	< 10 U
ITMW-16	9/20/2007	< 5 U	< 5 U	< 10 U
ITMW-16	12/10/2008	< 5 U	< 5 U	< 5 U
ITMW-16	11/6/2010	17	< 5 U	< 5 U
ITMW-16	10/27/2011	< 5 U	< 5 U	< 5 U

TABLE 6
HISTORICAL SUMMARY OF GROUNDWATER CONCENTRATIONS FOR TCE AND DAUGHTER-PRODUCTS
Whirlpool Facility
Fort Smith, Arkansas

Well ID	Date	Trichloroethene (µg/L)	cis-1,2-Dichloroethene (µg/L)	Vinyl Chloride (µg/L)
ITMW-16	4/18/2012	< 5 U	< 5 U	< 5 U
ITMW-16	10/18/2012	< 5.0 U	< 5.0 U	< 2.0 U
ITMW-16	4/24/2013	< 5.0 U	< 5.0 U	< 2.0 U
ITMW-16	10/16/2013	< 5.0 U	< 5.0 U	< 2.0 U
ITMW-16	3/7/2014	0.30 J	< 5.0 U	< 2.0 U
ITMW-16	5/13/2014	< 5.0 U	< 5.0 U	< 2.0 U
ITMW-17	2/1/1991	21,000	NT	ND
ITMW-17	4/15/1991	21,000	NT	ND
ITMW-17	4/24/1991	21,000	NT	ND
ITMW-17	11/1/1993	18,000	NT	15
ITMW-17	12/1/1996	9,300	NT	ND
ITMW-17	2/1/1999	11,000	240	ND
ITMW-17	3/1/2000	6,780	171	ND
ITMW-17	9/19/2000	5,500	180	< 10 U
ITMW-17	1/5/2001	8,310	179	< 10 U
ITMW-17	3/28/2001	6,700	134	< 10 U
ITMW-17	9/13/2001	6,300	158	< 10 U
ITMW-17	9/11/2002	6,500	153	< 10 U
ITMW-17	2/26/2003	4,380	134	< 10 U
ITMW-17	9/25/2003	6,090	136	< 10 U
ITMW-17	4/14/2004	4,920	182	< 10 U
ITMW-17	9/21/2004	5,760	156	< 10 U
ITMW-17	4/7/2005	5,750	156	< 10 U
ITMW-17	9/29/2005	5,460	111	< 10 U
ITMW-17	3/15/2006	15,900	211	26.3
ITMW-17	10/12/2006	19,000	220	21
ITMW-17	4/18/2007	13,000	298	< 10 U
ITMW-17	9/21/2007	11,000	210	3 J
ITMW-17	4/29/2008	6,200	140	< 10 U
ITMW-17	12/10/2008	5,600	130	< 5 U
ITMW-17	4/27/2009	5,200	130	< 5 U
ITMW-17	5/11/2010	4,500	85	< 5 U
ITMW-17	11/4/2010	5,400	110	< 5 U
ITMW-17	3/22/2011	5,300	100	< 5 U
ITMW-17	10/26/2011	4,500	98	< 5 U
ITMW-17	4/19/2012	4,700	110	< 5 U
ITMW-17	10/19/2012	3,500	100	0.48 J
ITMW-17	4/25/2013	5,600	130	0.90 J
ITMW-17	10/17/2013	4,800	79	< 2.0 U
ITMW-17	3/8/2014	4,040	87.3	0.74 J
ITMW-17	5/15/2014	3,630	82.9	1.3 J
ITMW-17	5/15/2014	3,370	88.5	1.1 J
ITMW-18	2/1/1991	3,700	NT	ND
ITMW-18	11/1/1993	4,500	NT	6
ITMW-18	12/1/1996	1,600	NT	ND
ITMW-18	2/1/1999	6,300	480	ND
ITMW-18	3/1/2000	3,560	401	ND
ITMW-18	9/19/2000	4,080	409	< 10 U
ITMW-18	3/27/2001	4,200	370	< 100 U
ITMW-18	9/11/2001	4,100	300	< 10 U
ITMW-18	9/11/2002	6,700	300	< 10 U
ITMW-18	2/26/2003	5,110	290	< 10 U
ITMW-18	9/24/2003	7,700	415	< 10 U
ITMW-18	4/13/2004	7,740	410	< 10 U
ITMW-18	9/21/2004	7,050	380	< 10 U
ITMW-18	4/8/2005	7,080	389	< 10 U
ITMW-18	9/29/2005	4,660	241	< 10 U
ITMW-18	3/15/2006	5,750	373	< 50 U
ITMW-18	10/13/2006	6,600	300	< 10 U
ITMW-18	4/18/2007	15,000	387	< 10 U
ITMW-18	9/21/2007	8,300	310	< 100 U
ITMW-18	4/30/2008	9,000	350	< 10 U

ENVIRON

TABLE 6
HISTORICAL SUMMARY OF GROUNDWATER CONCENTRATIONS FOR TCE AND DAUGHTER-PRODUCTS
Whirlpool Facility
Fort Smith, Arkansas

Well ID	Date	Trichloroethene (µg/L)	cis-1,2-Dichloroethene (µg/L)	Vinyl Chloride (µg/L)
ITMW-18	12/9/2008	7,200	320	< 5 U
ITMW-18	4/27/2009	7,100	320	< 5 U
ITMW-18	10/27/2009	7,800	360	< 5 U
ITMW-18	5/11/2010	11,000	360	< 5 U
ITMW-18	10/26/2011	8,500	290	< 5 U
ITMW-18	4/19/2012	9,800	360	2.9 J
ITMW-18	10/19/2012	7,600	260	1.2 J
ITMW-18	4/25/2013	7,200	270	0.90 J
ITMW-18	10/17/2013	7,000	280	0.64 J
ITMW-18	3/8/2014	8,550	242 J	1.7 J
ITMW-18	5/15/2014	2,940	101	U
ITMW-18	5/15/2014	2,500	108	U
ITMW-19	2/1/1991	9,900	NT	ND
ITMW-19	11/1/1993	27,000	NT	7
ITMW-19	12/1/1996	25,000	NT	ND
ITMW-19	2/1/1999	33,000	150	ND
ITMW-19	3/1/2000	33,100	128	ND
ITMW-19	9/19/2000	35,700	197	< 10 U
ITMW-19	1/5/2001	34,000	166	< 10 U
ITMW-19	3/28/2001	38,000	119	< 10 U
ITMW-19	9/13/2001	19,000	132	< 10 U
ITMW-19	9/11/2002	27,000	167	< 10 U
ITMW-19	2/26/2003	16,200	126	< 10 U
ITMW-19	9/24/2003	27,300	186	< 10 U
ITMW-19	4/13/2004	19,400	186	< 10 U
ITMW-19	9/21/2004	20,000	148	< 10 U
ITMW-19	4/7/2005	16,200	145	< 10 U
ITMW-19	9/29/2005	25,700	144	< 10 U
ITMW-19	3/15/2006	21,300	177	< 100 U
ITMW-19	10/12/2006	16,000	150	2 J
ITMW-19	4/18/2007	20,000	131	< 10 U
ITMW-19	9/21/2007	19,000	110	< 200 U
ITMW-19	4/29/2008	17,000	98	< 100 U
ITMW-19	12/10/2008	11,000	93	< 5 U
ITMW-19	4/27/2009	13,000	100	< 5 U
ITMW-19	5/11/2010	19,000	130	< 5 U
ITMW-19	11/4/2010	19,000	150	< 5 U
ITMW-19	11/4/2010	18,000	140	< 5 U
ITMW-19	3/22/2011	16,000	110	1 J
ITMW-19	10/26/2011	17,000	120	< 5 U
ITMW-19	4/19/2012	15,000	110	< 5 U
ITMW-19	4/19/2012	18,000	110	< 5 U
ITMW-19	10/19/2012	15,000	110	0.89 J
ITMW-19	4/25/2013	13,000	110	0.57 J
ITMW-19	10/18/2013	16,000	91 J	< 2.0 U
ITMW-19	10/18/2013	14,000	100 J	< 2.0 U
ITMW-19	3/8/2014	8,850	66.7	0.57 J
ITMW-19	3/8/2014	8,270	60.8 J	< 100 U
ITMW-19	5/15/2014	9,780 J	65.8	0.85 J
ITMW-19	5/15/2014	15,300 J	67.2	0.87 J
ITMW-20	3/1/1991	ND	NT	ND
ITMW-20	11/1/1993	ND	NT	ND
ITMW-20	12/1/1996	290	NT	ND
ITMW-20	5/1/1997	ND	ND	ND
ITMW-20	2/1/1999	ND	ND	ND
ITMW-20	3/1/2000	ND	ND	ND
ITMW-20	9/21/2000	< 5 U	< 5 U	< 10 U
ITMW-20	3/27/2001	< 5 U	< 5 U	< 10 U
ITMW-20	9/11/2001	21	< 5 U	< 10 U
ITMW-20	9/10/2002	< 5 U	< 5 U	< 10 U
ITMW-20	2/27/2003	< 5 U	< 5 U	< 10 U
ITMW-20	9/24/2003	< 5 U	< 5 U	< 10 U

ENVIRON

TABLE 6
HISTORICAL SUMMARY OF GROUNDWATER CONCENTRATIONS FOR TCE AND DAUGHTER-PRODUCTS
Whirlpool Facility
Fort Smith, Arkansas

Well ID	Date	Trichloroethene (µg/L)	cis-1,2-Dichloroethene (µg/L)	Vinyl Chloride (µg/L)
ITMW-20	4/14/2004	< 5 U	< 5 U	< 10 U
ITMW-20	9/22/2004	< 5 U	< 5 U	< 10 U
ITMW-20	9/29/2005	< 5 U	< 5 U	< 10 U
ITMW-20	10/12/2006	< 5 U	< 5 U	< 10 U
ITMW-20	9/19/2007	< 5 U	< 5 U	< 10 U
ITMW-20	12/10/2008	< 5 U	< 5 U	< 5 U
ITMW-20	10/29/2009	< 5 U	< 5 U	< 5 U
ITMW-20	5/12/2010	< 5 U	< 5 U	< 5 U
ITMW-20	11/5/2010	15	< 5 U	< 5 U
ITMW-20	10/26/2011	< 5 U	< 5 U	< 5 U
ITMW-20	10/26/2011	< 5 U	< 5 U	< 5 U
ITMW-20	4/18/2012	< 5 U	< 5 U	< 5 U
ITMW-20	10/18/2012	< 5.0 U	< 5.0 U	< 2.0 U
ITMW-20	4/23/2013	< 5.0 U	< 5.0 U	< 2.0 U
ITMW-20	10/14/2013	< 5.0 U	< 5.0 U	< 2.0 U
ITMW-20	3/5/2014	< 5.0 U	< 5.0 U	0.15 J
ITMW-20	5/12/2014	0.21 J	< 5.0 U	< 2.0 U
ITMW-21	3/1/1991	21	NT	ND
ITMW-21	11/1/1993	37	NT	ND
ITMW-21	12/1/1996	150	NT	ND
ITMW-21	2/1/1999	190	ND	ND
ITMW-21	3/1/2000	196	ND	ND
ITMW-21	9/19/2000	192	< 5 U	< 10 U
ITMW-21	3/28/2001	123	< 5 U	< 10 U
ITMW-21	9/13/2001	116	< 5 U	< 10 U
ITMW-21	9/10/2002	13	< 5 U	< 10 U
ITMW-21	2/26/2003	39.5	< 5 U	< 10 U
ITMW-21	9/23/2003	9.09	< 5 U	< 10 U
ITMW-21	4/14/2004	52.9	< 5 U	< 10 U
ITMW-21	9/22/2004	7.8	< 5 U	< 10 U
ITMW-21	9/28/2005	6.45	< 5 U	< 10 U
ITMW-21	10/12/2006	9	< 5 U	< 10 U
ITMW-21	9/21/2007	10	< 5 U	< 10 U
ITMW-21	12/9/2008	15	< 5 U	< 5 U
ITMW-21	10/27/2009	14	< 5 U	< 5 U
ITMW-21	11/4/2010	1,100	4.4 J	< 5 U
ITMW-21	3/22/2011	24	< 5 U	< 5 U
ITMW-21	10/25/2011	11	< 5 U	< 5 U
ITMW-21	4/17/2012	30	< 5 U	< 5 U
ITMW-21	10/19/2012	7.7	< 5.0 U	< 2.0 U
ITMW-21	4/24/2013	18	< 5.0 U	< 2.0 U
ITMW-21	10/15/2013	20	< 5.0 U	< 2.0 U
ITMW-21	3/6/2014	14.8	< 5.0 U	< 2.0 U
ITMW-21	5/14/2014	17.6	U	U
IW-72	1/16/2009	27	< 5 U	< 5 U
IW-72	4/23/2009	40	< 5 U	< 5 U
IW-72	5/8/2009	40	< 5 U	< 5 U
IW-72	3/3/2011	3.1 J	< 5.0 U	< 5.0 U
IW-72	5/19/2011	< 5.0 U	< 5.0	ND
IW-72	10/24/2011	< 5 U	< 5 U	< 5 U
IW-72	4/17/2012	3.8 J	< 5 U	< 5 U
IW-72	10/19/2012	< 25 U	< 25 U	< 10 U
IW-72	4/24/2013	< 5.0 U	< 5.0 U	< 2.0 U
IW-72	10/15/2013	< 5.0 U	< 5.0 U	< 2.0 U
IW-72	3/6/2014	< 5.0 U	< 5.0 U	< 2.0 U
IW-72	5/12/2014	< 5.0 U	< 5.0 U	< 2.0 U
IW-73	4/23/2009	400	16	< 5 U
IW-73	5/19/2011	160	3.6 J	ND
IW-73	10/25/2011	250	4.9 J	< 5 U
IW-73	4/17/2012	180	5.8	< 5 U
IW-73	10/20/2012	170	7.0	< 2.0 U
IW-73	4/24/2013	180	6.4	< 2.0 U

ENVIRON

TABLE 6
HISTORICAL SUMMARY OF GROUNDWATER CONCENTRATIONS FOR TCE AND DAUGHTER-PRODUCTS
Whirlpool Facility
Fort Smith, Arkansas

Well ID	Date	Trichloroethene (µg/L)	cis-1,2-Dichloroethene (µg/L)	Vinyl Chloride (µg/L)
IW-73	10/15/2013	140	47	6.3
IW-73	3/7/2014	183	20.9	4.6
IW-73	5/14/2014	31.9	0.81 J	U
IW-74	4/23/2009	260	8.1	< 5 U
IW-74	5/19/2011	74	< 5.0 U	ND
IW-74	10/25/2011	150	3.1 J	< 5 U
IW-74	4/17/2012	130	2.4 J	< 5 U
IW-74	10/20/2012	160	3.4 J	< 2.0 U
IW-74	4/24/2013	160	4.8 J	< 2.0 U
IW-74	10/15/2013	190	5.7	< 2.0 U
IW-74	3/7/2014	151	4.5 J	2.2 J
IW-74	5/14/2014	169	4.3 J	0.80 J
IW-76	4/23/2009	730	28	< 5 U
IW-76	5/7/2009	460	28	< 5 U
IW-76	3/4/2011	380	11	< 5.0 U
IW-76	5/23/2011	460	12	ND
IW-76	10/25/2011	130	2.2 J	< 5 U
IW-76	4/17/2012	400	8.9	< 5 U
IW-76	10/20/2012	610	16	< 2.0 U
IW-76	4/24/2013	420	13	0.39 J
IW-76	10/15/2013	450	8.7	< 2.0 U
IW-76	3/8/2014	127	1.5 J	< 2.0 U
IW-76	5/14/2014	10.3	U	U
IW-77	4/23/2009	570	20	< 5 U
IW-77	5/7/2009	300	17	< 5 U
IW-77	5/27/2009	250	13	< 5 U
IW-77	10/28/2009	380	13	< 5 U
IW-77	12/21/2009	250	12	< 5.0 U
IW-77	5/13/2010	260	11	< 5 U
IW-77	11/5/2010	1,400	41	< 5 U
IW-77	3/4/2011	430	14	< 5.0 U
IW-77	5/23/2011	440	15	ND
IW-77	10/25/2011	1,400	32	< 5 U
IW-77	4/17/2012	520	20	< 5 U
IW-77	4/17/2012	510	23	< 5 U
IW-77	10/19/2012	1,000	32	0.65 J
IW-77	4/24/2013	530	21	< 2.0 U
IW-77	10/16/2013	1,000	39	1.6 J
IW-77	10/16/2013	990	39	0.49 J
IW-77	3/8/2014	546	24.4	0.22 J
IW-77	5/14/2014	1460	36.0	0.66 J
IW-80	4/23/2009	170	4 J	< 5 U
IW-80	5/7/2009	69	< 5 U	< 5 U
IW-80	5/19/2011	27	< 5.0 U	ND
IW-80	10/25/2011	9.7	< 5 U	< 5 U
IW-80	4/17/2012	55	2.2 J	< 5 U
IW-80	10/19/2012	48	< 5.0 U	< 2.0 U
IW-80	4/24/2013	40	< 5.0 U	< 2.0 U
IW-80	10/17/2013	62	2.4 J	< 2.0 U
IW-80	10/17/2013	58	2.4 J	< 2.0 U
IW-80	3/8/2014	79.1 J	2.7 J	< 2.0 U
IW-80	5/13/2014	24.2	< 5.0 U	< 2.0 U
MW-22	12/1/1996	ND	ND	ND
MW-22	5/1/1997	ND	ND	ND
MW-22	2/1/1999	ND	ND	ND
MW-22	3/1/2000	ND	ND	ND
MW-22	9/19/2000	< 5 U	< 5 U	< 10 U
MW-22	3/27/2001	< 5 U	< 5 U	< 10 U
MW-22	9/13/2001	< 5 U	< 5 U	< 10 U
MW-22	9/10/2002	9	< 5 U	< 10 U
MW-22	2/27/2003	< 5 U	< 5 U	< 10 U
MW-22	9/23/2003	< 5 U	< 5 U	< 10 U

TABLE 6
HISTORICAL SUMMARY OF GROUNDWATER CONCENTRATIONS FOR TCE AND DAUGHTER-PRODUCTS
Whirlpool Facility
Fort Smith, Arkansas

Well ID	Date	Trichloroethene (µg/L)	cis-1,2-Dichloroethene (µg/L)	Vinyl Chloride (µg/L)
MW-22	4/13/2004	< 5 U	< 5 U	< 10 U
MW-22	9/21/2004	< 5 U	< 5 U	< 10 U
MW-22	9/30/2005	< 5 U	< 5 U	< 10 U
MW-22	10/14/2006	< 5 U	< 5 U	< 10 UJ
MW-22	9/20/2007	< 5 U	< 5 U	< 10 U
MW-22	12/9/2008	< 5 U	< 5 U	< 5 U
MW-22	10/27/2009	< 5 U	< 5 U	< 5 U
MW-22	11/3/2010	< 5 U	< 5 U	< 5 U
MW-22	10/27/2011	2.1 J	< 5 U	< 5 U
MW-22	4/18/2012	< 5 U	< 5 U	< 5 U
MW-22	10/17/2012	< 5.0 U	< 5.0 U	< 2.0 U
MW-22	4/23/2013	< 5.0 U	< 5.0 U	< 2.0 U
MW-22	10/14/2013	< 5.0 U	< 5.0 U	< 2.0 U
MW-22	3/5/2014	< 5.0 U	< 5.0 U	< 2.0 U
MW-22	5/12/2014	< 5.0 U	< 5.0 U	< 2.0 U
MW-25	2/1/1999	27,000	180	110
MW-25	12/1/1999	94,500	ND	ND
MW-25	3/1/2000	35,900	245	63
MW-25	9/21/2000	59,000	300	50
MW-25	3/28/2001	34,000	117	60
MW-25	9/13/2001	60,000	300	< 200 U
MW-25	9/9/2002	56,000	370	200
MW-25	2/26/2003	45,900	557	75.7
MW-25	7/17/2003	62,200	621	243
MW-25	9/24/2003	103,000	775	< 500 U
MW-25	4/14/2004	25,600	255	31.8
MW-25	9/21/2004	85,200	819	422
MW-25	4/7/2005	21,100	353	61.1
MW-25	9/28/2005	136,000	837	< 500 U
MW-25	3/15/2006	36,300	774	< 200 U
MW-25	10/12/2006	65,000	1,400	600
MW-25	4/18/2007	18,000	319	20
MW-25	9/21/2007	55,000	1,200	780
MW-25	4/29/2008	25,000	510	10 J
MW-25	12/10/2008	100,000	1,200	430
MW-25	4/27/2009	39,000	2,000	190
MW-25	10/27/2009	140,000	1,500	570
MW-25	5/11/2010	81,000	1,400	11
MW-25	11/4/2010	270,000	1,500	400
MW-25	3/22/2011	57,000	2,400	34
MW-25	10/26/2011	120,000	2,100	< 250 U
MW-25	4/17/2012	18,000	690	18
MW-25	10/19/2012	56,000	4,200	1,500
MW-25	10/19/2012	49,000	3,600	1,500
MW-25	4/25/2013	9,100	330	7.9
MW-25	4/25/2013	9,500	380	11
MW-25	10/18/2013	43,000	2,900	1,300
MW-25	3/8/2014	14,500	625	33.6 J
MW-25	5/15/2014	18,500	600 J	30.3
MW-26	2/1/1999	360	150	ND
MW-26	6/1/1999	ND	ND	ND
MW-26	3/1/2000	ND	ND	ND
MW-26	9/21/2000	< 5 U	< 5 U	< 10 U
MW-26	3/26/2001	< 5 U	< 5 U	< 10 U
MW-26	9/11/2001	< 5 U	< 5 U	< 10 U
MW-26	9/10/2002	< 5 U	< 5 U	< 10 U
MW-26	2/27/2003	< 5 U	< 5 U	< 10 U
MW-26	9/24/2003	< 5 U	< 5 U	< 10 U
MW-26	4/14/2004	< 5 U	< 5 U	< 10 U
MW-26	9/22/2004	< 5 U	< 5 U	< 10 U
MW-26	9/29/2005	< 5 U	< 5 U	< 10 U
MW-26	10/12/2006	< 5 U	< 5 U	< 10 U

ENVIRON

TABLE 6
HISTORICAL SUMMARY OF GROUNDWATER CONCENTRATIONS FOR TCE AND DAUGHTER-PRODUCTS
Whirlpool Facility
Fort Smith, Arkansas

Well ID	Date	Trichloroethene (µg/L)	cis-1,2-Dichloroethene (µg/L)	Vinyl Chloride (µg/L)
MW-26	9/19/2007	< 5 U	< 5 U	< 10 U
MW-26	12/10/2008	< 5 U	< 5 U	< 5 U
MW-26	10/29/2009	< 5 U	< 5 U	< 5 U
MW-26	5/12/2010	< 5 U	< 5 U	< 5 U
MW-26	11/5/2010	22	< 5 U	< 5 U
MW-26	10/26/2011	< 5 U	< 5 U	< 5 U
MW-26	4/18/2012	< 5 U	< 5 U	< 5 U
MW-26	10/18/2012	< 5.0 U	< 5.0 U	< 2.0 U
MW-26	4/23/2013	< 5.0 U	< 5.0 U	< 2.0 U
MW-26	10/15/2013	< 5.0 U	< 5.0 U	< 2.0 U
MW-26	3/5/2014	< 5.0 U	< 5.0 U	< 2.0 U
MW-26	5/12/2014	0.25 J	< 5.0 U	< 2.0 U
MW-27	12/1/1999	ND	ND	ND
MW-27	12/7/1999	< 5 U	< 5 U	< 10 U
MW-27	12/9/1999	< 5 U	< 5 U	< 10 U
MW-27	3/1/2000	ND	ND	ND
MW-27	9/21/2000	< 5 U	< 5 U	< 10 U
MW-27	1/5/2001	5.55 U	< 5 U	< 10 U
MW-27	3/26/2001	< 5 U	< 5 U	< 10 U
MW-27	9/11/2001	< 5 U	< 5 U	< 10 U
MW-27	9/11/2002	< 5 U	< 5 U	< 10 U
MW-27	2/27/2003	< 5 U	< 5 U	< 10 U
MW-27	9/25/2003	< 5 U	< 5 U	< 10 U
MW-27	4/15/2004	< 5 U	< 5 U	< 10 U
MW-27	9/22/2004	< 5 U	< 5 U	< 10 U
MW-27	9/29/2005	< 5 U	< 5 U	< 10 U
MW-27	10/14/2006	2 J	< 5 U	< 10 U
MW-27	9/19/2007	< 5 U	< 5 U	< 10 U
MW-27	12/10/2008	< 5 U	< 5 U	< 5 U
MW-27	5/12/2010	3.1 J	< 5 U	< 5 U
MW-27	11/5/2010	42	< 5 U	< 5 U
MW-27	10/27/2011	< 5 U	< 5 U	< 5 U
MW-27	4/18/2012	2.6 J	< 5 U	< 5 U
MW-27	10/18/2012	< 5.0 U	< 5.0 U	< 2.0 U
MW-27	4/24/2013	< 5.0 U	< 5.0 U	< 2.0 U
MW-27	10/15/2013	< 5.0 U	< 5.0 U	< 2.0 U
MW-27	3/7/2014	0.31 J	< 5.0 U	< 2.0 U
MW-27	5/13/2014	< 5.0 U	< 5.0 U	< 2.0 U
MW-28	12/1/1999	ND	ND	ND
MW-28	12/9/1999	< 5 U	< 5 U	< 10 U
MW-28	3/1/2000	ND	ND	ND
MW-28	9/21/2000	< 5 U	< 5 U	< 10 U
MW-28	3/27/2001	< 5 U	< 5 U	< 10 U
MW-28	9/11/2001	< 5 U	< 5 U	< 10 U
MW-28	9/11/2002	< 5 U	< 5 U	< 10 U
MW-28	2/27/2003	< 5 U	< 5 U	< 10 U
MW-28	9/25/2003	< 5 U	< 5 U	< 10 U
MW-28	4/15/2004	< 5 U	< 5 U	< 10 U
MW-28	9/22/2004	< 5 U	< 5 U	< 10 U
MW-28	9/30/2005	< 5 U	< 5 U	< 10 U
MW-28	10/14/2006	< 5 U	< 5 U	< 10 UJ
MW-28	9/19/2007	< 5 U	< 5 U	< 10 U
MW-28	12/10/2008	< 5 U	< 5 U	< 5 U
MW-28	10/29/2009	< 5 U	< 5 U	< 5 U
MW-28	5/12/2010	2.6 J	< 5 U	< 5 U
MW-28	11/5/2010	54	< 5 U	< 5 U
MW-28	3/23/2011	1.6 J	< 5 U	< 5 U
MW-28	10/27/2011	< 5 U	< 5 U	< 5 U
MW-28	4/19/2012	< 5 U	< 5 U	< 5 U
MW-28	10/17/2012	< 5.0 U	< 5.0 U	< 2.0 U
MW-28	4/24/2013	< 5.0 U	< 5.0 U	< 2.0 U
MW-28	10/15/2013	< 5.0 U	< 5.0 U	< 2.0 U

TABLE 6
HISTORICAL SUMMARY OF GROUNDWATER CONCENTRATIONS FOR TCE AND DAUGHTER-PRODUCTS
Whirlpool Facility
Fort Smith, Arkansas

Well ID	Date	Trichloroethene (µg/L)	cis-1,2-Dichloroethene (µg/L)	Vinyl Chloride (µg/L)
MW-28	3/6/2014	< 5.0 U	< 5.0 U	< 2.0 U
MW-28	5/13/2014	0.30 J	< 5.0 U	< 2.0 U
MW-29	12/1/1999	ND	ND	ND
MW-29	12/9/1999	< 5 U	< 5 U	< 10 U
MW-29	3/1/2000	ND	ND	ND
MW-29	9/20/2000	< 5 U	< 5 U	< 10 U
MW-29	3/27/2001	< 5 U	< 5 U	< 10 U
MW-29	9/11/2001	< 5 U	< 5 U	< 10 U
MW-29	9/10/2002	< 5 U	< 5 U	< 10 U
MW-29	2/27/2003	< 5 U	< 5 U	< 10 U
MW-29	9/24/2003	< 5 U	< 5 U	< 10 U
MW-29	4/14/2004	< 5 U	< 5 U	< 10 U
MW-29	9/22/2004	< 5 U	< 5 U	< 10 U
MW-29	9/28/2005	< 5 U	< 5 U	< 10 U
MW-29	10/12/2006	< 5 U	< 5 U	< 10 U
MW-29	9/19/2007	< 5 U	< 5 U	< 10 U
MW-29	12/10/2008	< 5 U	< 5 U	< 5 U
MW-29	10/29/2009	< 5 U	< 5 U	< 5 U
MW-29	10/25/2011	< 5 U	< 5 U	< 5 U
MW-29	4/18/2012	< 5 U	< 5 U	< 5 U
MW-29	10/18/2012	< 5.0 U	< 5.0 U	< 2.0 U
MW-29	4/23/2013	< 5.0 U	< 5.0 U	< 2.0 U
MW-29	10/14/2013	< 5.0 U	< 5.0 U	< 2.0 U
MW-29	3/5/2014	0.52 J	< 5.0 U	< 2.0 U
MW-29	5/13/2014	0.18 J	< 5.0 U	< 2.0 U
MW-31	1/5/2001	< 5 U	< 5 U	< 10 U
MW-31	3/26/2001	< 5 U	< 5 U	< 10 U
MW-31	9/13/2001	< 5 U	< 5 U	< 10 U
MW-31	9/11/2002	< 5 U	< 5 U	< 10 U
MW-31	2/28/2003	< 5 U	< 5 U	< 10 U
MW-31	9/25/2003	< 5 U	< 5 U	< 10 U
MW-31	4/15/2004	< 5 U	< 5 U	< 10 U
MW-31	9/23/2004	< 5 U	< 5 U	< 10 U
MW-31	4/5/2005	< 5 U	< 5 U	< 10 U
MW-31	9/27/2005	< 5 U	< 5 U	< 10 U
MW-31	3/15/2006	< 5 U	< 5 U	< 10 U
MW-31	10/11/2006	3 J	< 5 U	< 10 U
MW-31	4/19/2007	< 5 U	< 5 U	< 10 U
MW-31	9/18/2007	< 5 U	< 5 U	< 10 U
MW-31	4/30/2008	2 J	< 5 U	< 10 U
MW-31	12/11/2008	< 5 U	< 5 U	< 5 U
MW-31	4/25/2009	< 5 U	< 5 U	< 5 U
MW-31	5/12/2010	< 5 U	< 5 U	< 5 U
MW-31	11/7/2010	48	< 5 U	< 5 U
MW-31	3/23/2011	< 5 U	< 5 U	< 5 U
MW-31	10/26/2011	< 5 U	< 5 U	< 5 U
MW-31	10/19/2012	< 5.0 U	< 5.0 U	< 2.0 U
MW-31	10/18/2013	< 5.0 U	< 5.0 U	< 2.0 U
MW-31	3/6/2014	< 5.0 U	< 5.0 U	< 2.0 U
MW-31	5/13/2014	< 5.0 U	< 5.0 U	< 2.0 U
MW-32	1/5/2001	108	< 5 U	< 10 U
MW-32	3/27/2001	174	< 5 U	< 10 U
MW-32	9/13/2001	95	< 5 U	< 10 U
MW-32	9/11/2002	109	< 5 U	< 10 U
MW-32	2/28/2003	133	< 5 U	< 10 U
MW-32	9/25/2003	32.3	< 5 U	< 10 U
MW-32	4/15/2004	76.9	< 5 U	< 10 U
MW-32	9/23/2004	51.4	< 5 U	< 10 U
MW-32	4/5/2005	158	< 5 U	< 10 U
MW-32	9/27/2005	97.6	< 5 U	< 10 U
MW-32	3/15/2006	111	< 5 U	< 10 U
MW-32	10/12/2006	85	4 J	< 10 U

ENVIRON

TABLE 6
HISTORICAL SUMMARY OF GROUNDWATER CONCENTRATIONS FOR TCE AND DAUGHTER-PRODUCTS
Whirlpool Facility
Fort Smith, Arkansas

Well ID	Date	Trichloroethene (µg/L)	cis-1,2-Dichloroethene (µg/L)	Vinyl Chloride (µg/L)
MW-32	4/19/2007	66.3	10.1	< 10 U
MW-32	9/18/2007	78	< 5 U	< 10 U
MW-32	4/30/2008	70	2 J	< 10 U
MW-32	12/11/2008	60	< 5 U	< 5 U
MW-32	4/25/2009	47	< 5 U	< 5 U
MW-32	10/28/2009	68	1.8 J	< 5 U
MW-32	5/12/2010	58	< 5 U	< 5 U
MW-32	11/6/2010	120	< 5 U	< 5 U
MW-32	3/24/2011	66	1.4 J	< 5 U
MW-32	10/26/2011	73	< 5 U	< 5 U
MW-32	10/19/2012	61	1.2 J	< 2.0 U
MW-32	10/18/2013	48	1.4 J	< 2.0 U
MW-32	3/8/2014	36.8	1.1 J	< 2.0 U
MW-32	5/13/2014	33.1	0.19 J	< 2.0 U
MW-33	1/5/2001	120	< 5 U	< 10 U
MW-33	3/27/2001	260	7	< 10 U
MW-33	9/13/2001	310	8	< 10 U
MW-33	9/11/2002	450	8	< 10 U
MW-33	2/28/2003	274	6.62	< 10 U
MW-33	9/25/2003	198	5.95	< 10 U
MW-33	4/15/2004	871	21.3	< 10 U
MW-33	9/23/2004	798	15.3	< 10 U
MW-33	4/5/2005	1,430	24.5	< 10 U
MW-33	9/27/2005	1,030	15.2	< 10 U
MW-33	3/15/2006	1,610	20.5	< 10 U
MW-33	10/12/2006	1,300	19	< 10 U
MW-33	4/19/2007	1,430	9.2 J	< 50 U
MW-33	9/18/2007	1,700	25	< 10 U
MW-33	4/30/2008	1,100	16	< 10 U
MW-33	12/11/2008	1,200	18	< 5 U
MW-33	4/25/2009	1,200	19	< 5 U
MW-33	5/27/2009	1,000	19	< 5 U
MW-33	10/28/2009	1,200	20	< 5 U
MW-33	5/12/2010	1,100	21	< 5 U
MW-33	11/6/2010	1,200	17	< 5 U
MW-33	3/4/2011	500	14	< 5.0 U
MW-33	5/23/2011	1,300	18	ND
MW-33	10/26/2011	1,000	16	< 5 U
MW-33	10/19/2012	1,300	18	0.56 J
MW-33	10/18/2013	1,100	19	< 2.0 U
MW-33	3/8/2014	918	15.9	0.56 J
MW-33	5/14/2014	954	15.1	0.56 J
MW-34	3/28/2001	83	< 5 U	< 10 U
MW-34	9/13/2001	61	< 5 U	< 10 U
MW-34	9/9/2002	84	< 5 U	< 10 U
MW-34	2/28/2003	< 5 U	< 5 U	< 10 U
MW-34	9/25/2003	28.4	< 5 U	< 10 U
MW-34	11/14/2003	121	< 5 U	< 10 U
MW-34	4/15/2004	119	< 5 U	< 10 U
MW-34	9/23/2004	81.1	< 5 U	< 10 U
MW-34	12/9/2004	93.3	< 5 U	< 10 U
MW-34	4/5/2005	65.8	< 5 U	< 10 U
MW-34	9/30/2005	83.7	< 5 U	< 10 U
MW-34	3/14/2006	77.1	< 5 U	< 10 U
MW-34	10/11/2006	63	4 J	< 10 U
MW-34	4/18/2007	41	9.79	< 10 U
MW-34	9/19/2007	61	< 5 U	< 10 U
MW-34	4/30/2008	32	< 5 U	< 10 U
MW-34	12/10/2008	53	< 5 U	< 5 U
MW-34	4/24/2009	43	< 5 U	< 5 U
MW-34	5/27/2009	12	< 5 U	< 5 U
MW-34	10/28/2009	34	< 5 U	< 5 U

ENVIRON

TABLE 6
HISTORICAL SUMMARY OF GROUNDWATER CONCENTRATIONS FOR TCE AND DAUGHTER-PRODUCTS
Whirlpool Facility
Fort Smith, Arkansas

Well ID	Date	Trichloroethene (µg/L)	cis-1,2-Dichloroethene (µg/L)	Vinyl Chloride (µg/L)
MW-34	5/12/2010	38	< 5 U	< 5 U
MW-34	11/7/2010	70	< 5 U	< 5 U
MW-34	11/7/2010	73	< 5 U	< 5 U
MW-34	3/24/2011	40	< 5 U	< 5 U
MW-34	3/24/2011	42	< 5 U	< 5 U
MW-34	10/26/2011	56	< 5 U	< 5 U
MW-34	10/20/2012	90	1.6 J	< 2.0 U
MW-34	10/17/2013	43	0.90 J	< 2.0 U
MW-34	3/8/2014	28.7	0.61 J	< 2.0 U
MW-34	5/13/2014	19.9	< 5.0 U	< 2.0 U
MW-35R	3/28/2001	960	34	< 10 U
MW-35R	9/13/2001	1,030	40	< 20 U
MW-35R	9/9/2002	900	31	< 10 U
MW-35R	2/28/2003	246	15.1	< 10 U
MW-35R	9/25/2003	297	19.8	< 10 U
MW-35R	11/14/2003	990	34.9	< 10 U
MW-35R	4/15/2004	1,150	45.8	< 10 U
MW-35R	9/23/2004	685	28.4	< 10 U
MW-35R	12/9/2004	880	42	< 10 U
MW-35R	4/6/2005	886	35	< 10 U
MW-35R	9/30/2005	804	29.3	< 10 U
MW-35R	3/14/2006	858	24.2	< 10 U
MW-35R	4/6/2006	1,540	52.5	< 10 U
MW-35R	10/11/2006	910	29	< 10 U
MW-35R	4/18/2007	900	27.6	< 10 U
MW-35R	9/19/2007	1,100	28	< 10 U
MW-35R	4/30/2008	1,100	33	< 10 U
MW-35R	12/11/2008	790	27	< 5 U
MW-35R	4/24/2009	1,100	37	< 5 U
MW-35R	5/7/2009	< 5 U	< 5 U	< 5 U
MW-35R	5/27/2009	< 5 U	< 5 U	< 5 U
MW-35R	11/5/2010	240	9.9	< 5 U
MW-35R	3/4/2011	180	8.4	< 5.0 U
MW-35R	5/23/2011	260	13	ND
MW-35R	10/25/2011	280	12	< 5 U
MW-35R	10/20/2012	280	10	< 2.0 U
MW-35R	10/17/2013	200	12	< 2.0 U
MW-35R	10/17/2013	220	13	ND
MW-35R	3/8/2014	345	14.9	< 2.0 U
MW-35R	5/13/2014	183	6.1	< 2.0 U
MW-36	3/28/2001	< 5 U	< 5 U	< 10 U
MW-36	9/13/2001	< 5 U	< 5 U	< 10 U
MW-36	9/9/2002	< 5 U	< 5 U	< 10 U
MW-36	2/28/2003	< 5 U	< 5 U	< 10 U
MW-36	9/25/2003	< 5 U	< 5 U	< 10 U
MW-36	11/14/2003	< 5 U	< 5 U	< 10 U
MW-36	4/15/2004	< 5 U	< 5 U	< 10 U
MW-36	9/23/2004	< 5 U	< 5 U	< 10 U
MW-36	4/6/2005	< 5 U	< 5 U	< 10 U
MW-36	9/30/2005	< 5 U	< 5 U	< 10 U
MW-36	3/17/2006	< 5 U	< 5 U	< 10 U
MW-36	10/11/2006	< 5 U	< 5 U	< 10 U
MW-36	4/18/2007	< 5 U	< 5 U	< 10 U
MW-36	9/20/2007	< 5 U	< 5 U	< 10 U
MW-36	4/30/2008	< 5 U	< 5 U	< 10 U
MW-36	12/11/2008	< 5 U	< 5 U	< 5 U
MW-36	4/24/2009	< 5 U	< 5 U	< 5 U
MW-36	5/7/2009	< 5 U	< 5 U	< 5 U
MW-36	5/8/2009	< 5 U	< 5 U	< 5 U
MW-36	5/28/2009	< 5 U	< 5 U	< 5 U
MW-36	10/28/2009	< 5 U	< 5 U	< 5 U
MW-36	5/12/2010	< 5 U	< 5 U	< 5 U

ENVIRON

TABLE 6
HISTORICAL SUMMARY OF GROUNDWATER CONCENTRATIONS FOR TCE AND DAUGHTER-PRODUCTS
Whirlpool Facility
Fort Smith, Arkansas

Well ID	Date	Trichloroethene (µg/L)	cis-1,2-Dichloroethene (µg/L)	Vinyl Chloride (µg/L)
MW-36	11/7/2010	9.9	< 5 U	< 5 U
MW-36	3/24/2011	< 5 U	< 5 U	< 5 U
MW-36	10/26/2011	< 5 U	< 5 U	< 5 U
MW-36	10/19/2012	< 5.0 U	< 5.0 U	< 2.0 U
MW-36	10/17/2013	< 5.0 U	< 5.0 U	< 2.0 U
MW-36	3/6/2014	0.22 J	< 5.0 U	< 2.0 U
MW-36	5/13/2014	< 5.0 U	< 5.0 U	< 2.0 U
MW-38	9/14/2001	620	90	< 20 U
MW-38	9/29/2005	< 5 U	98.9	2,150
MW-38	10/13/2006	26	130	2,000 J
MW-38	12/10/2008	44	110	1,400
MW-38	10/26/2011	580	870	1,100
MW-38	10/18/2012	1,000	750	700
MW-38	10/16/2013	2,300	1,200	560
MW-38	3/8/2014	1,790	535	68.4
MW-39	7/18/2003	< 5 U	< 5 U	< 10 U
MW-39	9/25/2003	< 5 U	< 5 U	< 10 U
MW-39	11/14/2003	< 5 U	< 5 U	< 10 U
MW-39	4/15/2004	< 5 U	< 5 U	< 10 U
MW-39	9/23/2004	< 5 U	< 5 U	< 10 U
MW-39	4/8/2005	< 5 U	< 5 U	< 10 U
MW-39	9/30/2005	< 5 U	< 5 U	< 10 U
MW-39	3/17/2006	< 5 U	< 5 U	< 10 U
MW-39	10/11/2006	< 5 U	< 5 U	< 10 U
MW-39	4/18/2007	< 5 U	< 5 U	< 10 U
MW-39	9/19/2007	< 5 U	< 5 U	< 10 U
MW-39	4/30/2008	< 5 U	< 5 U	< 10 U
MW-39	12/9/2008	< 5 U	< 5 U	< 5 U
MW-39	4/24/2009	< 5 U	< 5 U	< 5 U
MW-39	10/27/2009	< 5 U	< 5 U	< 5 U
MW-39	5/11/2010	< 5 U	< 5 U	< 5 U
MW-39	11/7/2010	20	< 5 U	< 5 U
MW-39	3/24/2011	< 5 U	< 5 U	< 5 U
MW-39	10/26/2011	< 5 U	< 5 U	< 5 U
MW-39	10/19/2012	< 5.0 U	< 5.0 U	< 2.0 U
MW-39	10/18/2013	< 5.0 U	< 5.0 U	< 2.0 U
MW-39	3/6/2014	< 5.0 U	< 5.0 U	< 2.0 U
MW-39	5/13/2014	0.23 J	< 5.0 U	< 2.0 U
MW-40	7/18/2003	< 5 U	< 5 U	< 10 U
MW-40	9/25/2003	< 5 U	< 5 U	< 10 U
MW-40	11/14/2003	< 5 U	< 5 U	< 10 U
MW-40	4/15/2004	< 5 U	< 5 U	< 10 U
MW-40	9/23/2004	< 5 U	< 5 U	< 10 U
MW-40	4/7/2005	< 5 U	< 5 U	< 10 U
MW-40	9/29/2005	< 5 U	< 5 U	< 10 U
MW-40	3/14/2006	< 5 U	< 5 U	< 10 U
MW-40	10/10/2006	< 5 U	< 5 U	< 10 U
MW-40	4/18/2007	< 5 U	< 5 U	< 10 U
MW-40	9/18/2007	< 5 U	< 5 U	< 10 U
MW-40	4/28/2008	< 5 U	< 5 U	< 10 U
MW-40	12/11/2008	< 5 U	< 5 U	< 5 U
MW-40	4/24/2009	< 5 U	< 5 U	< 5 U
MW-40	5/27/2009	< 5 U	< 5 U	< 5 U
MW-40	10/29/2009	< 5 U	< 5 U	< 5 U
MW-40	5/12/2010	< 5 U	< 5 U	< 5 U
MW-40	11/4/2010	< 5 U	< 5 U	< 5 U
MW-40	3/23/2011	< 5 U	< 5 U	< 5 U
MW-40	10/26/2011	< 5 U	< 5 U	< 5 U
MW-40	4/18/2012	3.9 J	< 5 U	< 5 U
MW-40	10/17/2012	< 5.0 U	< 5.0 U	< 2.0 U
MW-40	4/23/2013	< 5.0 U	< 5.0 U	< 2.0 U
MW-40	10/15/2013	< 5.0 U	< 5.0 U	< 2.0 U

ENVIRON

TABLE 6
HISTORICAL SUMMARY OF GROUNDWATER CONCENTRATIONS FOR TCE AND DAUGHTER-PRODUCTS
Whirlpool Facility
Fort Smith, Arkansas

Well ID	Date	Trichloroethene (µg/L)	cis-1,2-Dichloroethene (µg/L)	Vinyl Chloride (µg/L)
MW-40	3/6/2014	< 5.0 U	< 5.0 U	< 2.0 U
MW-40	5/12/2014	0.76 J	< 5.0 U	< 2.0 U
MW-41	7/18/2003	964	45.5	< 10 U
MW-41	9/25/2003	722	37.8	< 10 U
MW-41	11/14/2003	331	205	< 10 U
MW-41	4/15/2004	760	54.2	< 10 U
MW-41	9/23/2004	1,060	48	< 10 U
MW-41	4/7/2005	1,170	58	< 10 U
MW-41	9/30/2005	1,120	55.8	< 10 U
MW-41	3/17/2006	917	52.5	< 10 U
MW-41	10/13/2006	970	43	< 10 UJ
MW-41	4/18/2007	900	30.1	< 10 U
MW-41	9/20/2007	850	32	< 10 U
MW-41	4/30/2008	730	31	< 10 U
MW-41	12/11/2008	820	29	< 5 U
MW-41	4/24/2009	660	25	< 5 U
MW-41	5/7/2009	180	4.7 J	< 5 U
MW-41	5/8/2009	180	4.7 J	< 5 U
MW-41	5/27/2009	230	16	< 5 U
MW-41	10/28/2009	180	4 J	< 5 U
MW-41	5/13/2010	610	19	< 5 U
MW-41	11/5/2010	930	31	< 5 U
MW-41	3/4/2011	120	20	< 5.0 U
MW-41	5/23/2011	370	15	ND
MW-41	10/25/2011	420	18	< 5 U
MW-41	10/20/2012	620	23	< 2.0 U
MW-41	10/20/2012	550	21	< 2.0 U
MW-41	10/16/2013	520	24	< 2.0 U
MW-41	3/7/2014	501	19.7	0.68 J
MW-41	5/14/2014	518	18.0	0.50 J
MW-46R	11/14/2003	39.9	< 5 U	< 10 U
MW-46R	4/15/2004	77.1	27.2	< 10 U
MW-46R	9/23/2004	142	21.2	< 10 U
MW-46R	4/6/2005	210	28.4	< 10 U
MW-46R	9/28/2005	222	15.6	< 10 U
MW-46R	3/16/2006	111	6.37	< 10 U
MW-46R	4/6/2006	300	< 5 U	< 10 U
MW-46R	10/11/2006	450	8	< 10 U
MW-46R	4/17/2007	440	12.5	< 10 U
MW-46R	9/18/2007	420	9	< 10 U
MW-46R	4/29/2008	430	8	< 10 U
MW-46R	12/9/2008	310	19	< 5 U
MW-46R	4/25/2009	460	11	< 5 U
MW-46R	5/27/2009	< 5 U	< 5 U	< 5 U
MW-46R	10/27/2009	390	12	< 5 U
MW-46R	12/21/2009	410	10	< 5.0 U
MW-46R	5/11/2010	610	13	< 5 U
MW-46R	11/5/2010	650	12	< 5 U
MW-46R	3/7/2011	670	14	< 5.0 U
MW-46R	3/22/2011	680	11	< 5 U
MW-46R	5/23/2011	610	13	ND
MW-46R	10/26/2011	460	10	< 5 U
MW-46R	4/18/2012	680	14	< 5 U
MW-46R	10/20/2012	410	7.9	0.44 J
MW-46R	4/23/2013	470	7.6	0.91 J
MW-46R	10/18/2013	410	11	< 2.0 U
MW-46R	3/7/2014	469	12.8	0.46 J
MW-46R	5/14/2014	471	12.8	0.76 J
MW-50	4/15/2004	6.51	< 5 U	< 10 U
MW-50	9/23/2004	< 5 U	< 5 U	< 10 U
MW-50	12/10/2004	< 5 U	< 5 U	< 10 U
MW-50	4/6/2005	< 5 U	< 5 U	< 10 U

TABLE 6
HISTORICAL SUMMARY OF GROUNDWATER CONCENTRATIONS FOR TCE AND DAUGHTER-PRODUCTS
Whirlpool Facility
Fort Smith, Arkansas

Well ID	Date	Trichloroethene (µg/L)	cis-1,2-Dichloroethene (µg/L)	Vinyl Chloride (µg/L)
MW-50	9/28/2005	< 5 U	< 5 U	< 10 U
MW-50	3/17/2006	< 5 U	< 5 U	< 10 U
MW-50	10/12/2006	< 5 U	< 5 U	< 10 U
MW-50	4/19/2007	< 5 U	< 5 U	< 10 U
MW-50	9/19/2007	< 5 U	< 5 U	< 10 U
MW-50	4/29/2008	< 5 U	< 5 U	< 10 U
MW-50	12/10/2008	< 5 U	< 5 U	< 5 U
MW-50	4/24/2009	< 5 U	< 5 U	< 5 U
MW-50	10/27/2009	< 5 U	< 5 U	< 5 U
MW-50	5/11/2010	< 5 U	< 5 U	< 5 U
MW-50	11/5/2010	< 5 U	< 5 U	< 5 U
MW-50	3/23/2011	< 5 U	< 5 U	< 5 U
MW-50	10/25/2011	< 5 U	< 5 U	< 5 U
MW-50	10/17/2012	< 5.0 U	< 5.0 U	< 2.0 U
MW-50	10/16/2013	1.6 J	< 5.0 U	< 2.0 U
MW-50	3/6/2014	< 5.0 U	< 5.0 U	< 2.0 U
MW-50	5/13/2014	< 5.0 U	< 5.0 U	< 2.0 U
MW-55	12/9/2004	< 5 U	< 5 U	< 10 U
MW-55	4/8/2005	< 5 U	< 5 U	< 10 U
MW-55	9/28/2005	< 5 U	< 5 U	< 10 U
MW-55	3/16/2006	< 5 U	< 5 U	< 10 U
MW-55	10/13/2006	2 J	< 5 U	< 10 UJ
MW-55	4/19/2007	2.6 J	< 5 U	< 10 U
MW-55	9/19/2007	5 J	< 5 U	< 10 U
MW-55	4/29/2008	< 5 U	< 5 U	< 10 U
MW-55	12/10/2008	< 5 U	< 5 U	< 5 U
MW-55	4/24/2009	< 5 U	< 5 U	< 5 U
MW-55	10/27/2009	3.6 J	< 5 U	< 5 U
MW-55	5/12/2010	4.2 J	< 5 U	< 5 U
MW-55	11/6/2010	14	< 5 U	< 5 U
MW-55	3/23/2011	5.5	< 5 U	< 5 U
MW-55	10/25/2011	7	< 5 U	< 5 U
MW-55	10/20/2012	9.2	< 5.0 U	< 2.0 U
MW-55	10/16/2013	13	< 5.0 U	< 2.0 U
MW-56	12/10/2004	90.2	< 5 U	< 10 U
MW-56	4/8/2005	88.2	< 5 U	< 10 U
MW-56	9/28/2005	207	< 5 U	< 10 U
MW-56	3/16/2006	8.7	< 5 U	< 10 U
MW-56	10/14/2006	110	2 J	< 10 UJ
MW-56	4/19/2007	< 5 U	< 5 U	< 10 U
MW-56	9/19/2007	38	< 5 U	< 10 U
MW-56	4/29/2008	4 J	< 5 U	< 10 U
MW-56	12/10/2008	93	< 5 U	< 5 U
MW-56	4/24/2009	14	< 5 U	< 5 U
MW-56	10/27/2009	8.7	< 5 U	< 5 U
MW-56	5/12/2010	230	6.4	< 5 U
MW-56	3/23/2011	71	2.6 J	< 5 U
MW-56	10/25/2011	150	11	1.9 J
MW-56	10/20/2012	470	11	< 2.0 U
MW-56	10/17/2013	590	17	< 2.0 U
MW-56	3/7/2014	618	15.3	0.15 J
MW-56	6/11/2014	307	18	0.16 J
MW-57	12/10/2004	207	6.72	< 10 U
MW-57	4/8/2005	282	6.83	< 10 U
MW-57	9/28/2005	96	< 5 U	< 10 U
MW-57	3/16/2006	254	7.56	< 10 U
MW-57	10/13/2006	64	< 5 U	< 10 UJ
MW-57	4/19/2007	201	3.77 J	< 10 U
MW-57	9/20/2007	250	5 J	< 10 U
MW-57	4/30/2008	14	< 5 U	< 10 U
MW-57	12/10/2008	130	7.4	< 5 U
MW-57	4/24/2009	96	4.2 J	< 5 U

ENVIRON

TABLE 6
HISTORICAL SUMMARY OF GROUNDWATER CONCENTRATIONS FOR TCE AND DAUGHTER-PRODUCTS
Whirlpool Facility
Fort Smith, Arkansas

Well ID	Date	Trichloroethene (µg/L)	cis-1,2-Dichloroethene (µg/L)	Vinyl Chloride (µg/L)
MW-57	10/27/2009	100	2.6 J	< 5 U
MW-57	5/12/2010	210	6	< 5 U
MW-57	3/23/2011	110	2.3 J	< 5 U
MW-57	10/25/2011	59	2 J	< 5 U
MW-57	10/20/2012	120	5.1	< 2.0 U
MW-57	10/17/2013	210	7.4	< 2.0 U
MW-57	3/7/2014	134	3.0 J	0.14 J
MW-57	6/11/2014	167	4 J	< 2.0 U
MW-58	12/9/2004	526	14.5	< 10 U
MW-58	4/7/2005	809	18.8	< 10 U
MW-58	9/28/2005	486	10.9	< 10 U
MW-58	3/16/2006	421	8.66	< 10 U
MW-58	10/13/2006	620	14	< 10 UJ
MW-58	4/19/2007	717	9.54 J	< 25 U
MW-58	9/19/2007	640	16	< 10 U
MW-58	4/30/2008	580	14	< 10 U
MW-58	12/11/2008	510	13	< 5 U
MW-58	4/25/2009	580	15	< 5 U
MW-58	10/28/2009	480	11	< 5 U
MW-58	5/12/2010	660	14	< 5 U
MW-58	11/6/2010	560	11	< 5 U
MW-58	11/6/2010	580	12	< 5 U
MW-58	3/24/2011	710	12	< 5 U
MW-58	3/24/2011	700	14	1.1 J
MW-58	10/20/2012	440	18	0.84 J
MW-58	10/17/2013	410	13	1.5 J
MW-58	10/17/2013	420	12	1.1 J
MW-58	3/7/2014	293	22.3	0.93 J
MW-58	5/12/2014	397	12.1	0.72 J
MW-60	4/1/2005	< 5 U	< 5 U	< 10 U
MW-60	9/30/2005	< 5 U	< 5 U	< 10 U
MW-60	3/17/2006	< 5 U	< 5 U	< 10 U
MW-60	10/12/2006	< 5 U	< 5 U	< 10 U
MW-60	4/19/2007	< 5 U	< 5 U	< 10 U
MW-60	9/19/2007	< 5 U	< 5 U	< 10 U
MW-60	4/29/2008	< 5 U	< 5 U	< 10 U
MW-60	12/10/2008	< 5 U	< 5 U	< 5 U
MW-60	4/24/2009	< 5 U	< 5 U	< 5 U
MW-60	10/27/2009	< 5 U	< 5 U	< 5 U
MW-60	5/11/2010	< 5 U	< 5 U	< 5 U
MW-60	11/4/2010	< 5 U	< 5 U	< 5 U
MW-60	3/23/2011	< 5 U	< 5 U	< 5 U
MW-60	10/25/2011	< 5 U	< 5 U	< 5 U
MW-60	10/17/2012	< 5.0 U	< 5.0 U	< 2.0 U
MW-60	10/15/2013	< 5.0 U	< 5.0 U	< 2.0 U
MW-60	3/6/2014	< 5.0 U	< 5.0 U	< 2.0 U
MW-60	5/13/2014	0.21 J	< 5.0 U	< 2.0 U
MW-61	4/1/2005	< 5 U	< 5 U	< 10 U
MW-61	9/30/2005	< 5 U	< 5 U	< 10 U
MW-61	3/17/2006	< 5 U	< 5 U	< 10 U
MW-61	10/12/2006	< 5 U	< 5 U	< 10 U
MW-61	4/19/2007	< 5 U	< 5 U	< 10 U
MW-61	9/19/2007	< 5 U	< 5 U	< 10 U
MW-61	4/29/2008	< 5 U	< 5 U	< 10 U
MW-61	12/10/2008	< 5 U	< 5 U	< 5 U
MW-61	4/24/2009	4 J	< 5 U	< 5 U
MW-61	10/27/2009	< 5 U	< 5 U	< 5 U
MW-61	5/11/2010	< 5 U	< 5 U	< 5 U
MW-61	11/4/2010	< 5 U	< 5 U	< 5 U
MW-61	3/23/2011	1.8 J	< 5 U	< 5 U
MW-61	10/25/2011	< 5 U	< 5 U	< 5 U
MW-61	10/17/2012	2.4 J	< 5.0 U	< 2.0 U

ENVIRON

TABLE 6
HISTORICAL SUMMARY OF GROUNDWATER CONCENTRATIONS FOR TCE AND DAUGHTER-PRODUCTS
Whirlpool Facility
Fort Smith, Arkansas

Well ID	Date	Trichloroethene (µg/L)	cis-1,2-Dichloroethene (µg/L)	Vinyl Chloride (µg/L)
MW-61	10/16/2013	4.0 J	< 5.0 U	< 2.0 U
MW-61	3/6/2014	4.7 J	< 5.0 U	< 2.0 U
MW-61	5/13/2014	6.6	< 5.0 U	< 2.0 U
MW-62	4/1/2005	< 5 U	< 5 U	< 10 U
MW-62	9/30/2005	< 5 U	< 5 U	< 10 U
MW-62	3/16/2006	< 5 U	< 5 U	< 10 U
MW-62	10/12/2006	< 5 U	< 5 U	< 10 U
MW-62	4/19/2007	< 5 U	< 5 U	< 10 U
MW-62	9/19/2007	< 5 U	< 5 U	< 10 U
MW-62	4/29/2008	< 5 U	< 5 U	< 10 U
MW-62	12/10/2008	< 5 U	< 5 U	< 5 U
MW-62	4/24/2009	< 5 U	< 5 U	< 5 U
MW-62	10/27/2009	< 5 U	< 5 U	< 5 U
MW-62	5/11/2010	< 5 U	< 5 U	< 5 U
MW-62	3/23/2011	< 5 U	< 5 U	< 5 U
MW-62	10/25/2011	1.9 J	< 5 U	< 5 U
MW-62	10/17/2012	< 5.0 U	< 5.0 U	< 2.0 U
MW-62	10/17/2013	< 5.0 U	< 5.0 U	< 2.0 U
MW-62	3/7/2014	0.18 J	< 5.0 U	< 2.0 U
MW-62	5/14/2014	0.62 J	U	U
MW-63	4/1/2005	8.14	< 5 U	< 10 U
MW-63	9/30/2005	< 5 U	< 5 U	< 10 U
MW-63	3/16/2006	9.76	< 5 U	< 10 U
MW-63	4/6/2006	11.6	< 5 U	< 10 U
MW-63	10/12/2006	4 J	< 5 U	< 10 U
MW-63	4/19/2007	4.08 J	< 5 U	< 10 U
MW-63	9/19/2007	8	< 5 U	< 10 U
MW-63	4/30/2008	3 J	< 5 U	< 10 U
MW-63	12/10/2008	< 5 U	< 5 U	< 5 U
MW-63	4/24/2009	4.3 J	< 5 U	< 5 U
MW-63	10/27/2009	7.7	< 5 U	< 5 U
MW-63	5/11/2010	7.6	< 5 U	< 5 U
MW-63	11/6/2010	11	< 5 U	< 5 U
MW-63	3/23/2011	12	< 5 U	< 5 U
MW-63	10/25/2011	9.8	< 5 U	< 5 U
MW-63	10/19/2012	< 5.0 U	< 5.0 U	< 2.0 U
MW-63	10/17/2013	7.5	< 5.0 U	< 2.0 U
MW-63	3/7/2014	9.4	1.3 J	< 2.0 U
MW-63	5/14/2014	12.2	0.61 J	0.13 J
MW-65	10/11/2006	560	18	< 10 U
MW-65	4/19/2007	1,350	23.4	< 10 U
MW-65	9/20/2007	580	17	< 10 U
MW-65	4/30/2008	570	16	< 10 U
MW-65	12/11/2008	460	11	< 5 U
MW-65	4/24/2009	620	19	< 5 U
MW-65	11/7/2010	400	11	< 5 U
MW-65	3/4/2011	370	13	< 5.0 U
MW-65	10/25/2011	310	10	< 5 U
MW-65	10/20/2012	280	8.9	< 2.0 U
MW-65	10/17/2013	220	8.6	< 2.0 U
MW-65	3/8/2014	199	6.6	< 2.0 U
MW-65	5/14/2014	195	6.9	U
MW-66	4/6/2006	< 5 U	< 5 U	< 10 U
MW-66	10/12/2006	2 J	< 5 U	< 10 U
MW-66	4/18/2007	< 5 U	< 5 U	< 10 U
MW-66	9/19/2007	4 J	< 5 U	< 10 U
MW-66	4/29/2008	< 5 U	< 5 U	< 10 U
MW-66	12/10/2008	< 5 U	< 5 U	< 5 U
MW-66	4/25/2009	< 5 U	< 5 U	< 5 U
MW-66	10/28/2009	< 5 U	< 5 U	< 5 U
MW-66	5/11/2010	< 5 U	< 5 U	< 5 U
MW-66	11/3/2010	< 5 U	< 5 U	< 5 U

ENVIRON

TABLE 6
HISTORICAL SUMMARY OF GROUNDWATER CONCENTRATIONS FOR TCE AND DAUGHTER-PRODUCTS
Whirlpool Facility
Fort Smith, Arkansas

Well ID	Date	Trichloroethene (µg/L)	cis-1,2-Dichloroethene (µg/L)	Vinyl Chloride (µg/L)
MW-66	3/24/2011	1.6 J	< 5 U	< 5 U
MW-66	10/26/2011	1.8 J	< 5 U	< 5 U
MW-66	10/17/2012	< 5.0 U	< 5.0 U	< 2.0 U
MW-66	10/17/2013	2.1 J	< 5.0 U	< 2.0 U
MW-66	3/7/2014	3.5 J	< 5.0 U	< 2.0 U
MW-66	5/13/2014	3.1 J	< 5.0 U	< 2.0 U
MW-67	4/6/2006	< 5 U	< 5 U	< 10 U
MW-67	10/12/2006	1 J	< 5 U	< 10 U
MW-67	4/19/2007	< 5 U	< 5 U	< 10 U
MW-67	9/18/2007	< 5 U	< 5 U	< 10 U
MW-67	4/29/2008	< 5 U	< 5 U	< 10 U
MW-67	12/10/2008	< 5 U	< 5 U	< 5 U
MW-67	4/25/2009	< 5 U	< 5 U	< 5 U
MW-67	10/28/2009	< 5 U	< 5 U	< 5 U
MW-67	5/11/2010	< 5 U	< 5 U	< 5 U
MW-67	11/3/2010	< 5 U	< 5 U	< 5 U
MW-67	3/24/2011	< 5 U	< 5 U	< 5 U
MW-67	10/26/2011	< 5 U	< 5 U	< 5 U
MW-67	10/17/2012	< 5.0 U	< 5.0 U	< 2.0 U
MW-67	10/17/2013	< 5.0 U	< 5.0 U	< 2.0 U
MW-67	3/7/2014	< 5.0 U	< 5.0 U	< 2.0 U
MW-67	5/13/2014	< 5.0 U	< 5.0 U	< 2.0 U
MW-68	1/15/2009	< 5 U	< 5 U	< 5 U
MW-68	4/24/2009	< 5 U	< 5 U	< 5 U
MW-68	10/28/2009	< 5 U	< 5 U	< 5 U
MW-68	5/13/2010	< 5 U	< 5 U	< 5 U
MW-68	11/6/2010	9.5	< 5 U	< 5 U
MW-68	10/26/2011	< 5 U	< 5 U	< 5 U
MW-68	10/17/2012	< 5.0 U	< 5.0 U	< 2.0 U
MW-68	10/16/2013	< 5.0 U	< 5.0 U	< 2.0 U
MW-68	3/6/2014	< 5.0 U	< 5.0 U	< 2.0 U
MW-68	5/14/2014	0.49 J	U	U
MW-71	10/28/2009	190	6.3	< 5 U
MW-71	5/13/2010	160	7.4	< 5 U
MW-71	11/4/2010	250	7.2	< 5 U
MW-71	3/22/2011	76	1.6 J	< 5 U
MW-71	10/26/2011	130	2.7 J	< 5 U
MW-71	4/18/2012	160	5.3	< 5 U
MW-71	10/20/2012	210	7.3	< 2.0 U
MW-71	4/23/2013	220	4.8 J	0.23 J
MW-71	10/16/2013	160	6.1	0.57 J
MW-71	3/7/2014	166	5.8	0.19 J
MW-71	5/13/2014	164	5.3	0.33 J
RW-69	1/15/2009	170	7.1	< 5 U
RW-69	4/24/2009	62	< 5 U	< 5 U
RW-69	5/27/2009	290	10	< 5 U
RW-69	12/21/2009	200	6.3	< 5.0 U
RW-69	5/13/2010	170	8.2	< 5 U
RW-69	11/4/2010	320	9	< 5 U
RW-69	3/3/2011	200	7.1	< 5.0 U
RW-69	5/23/2011	130	3.0 J	ND
RW-69	10/26/2011	210	5.7	< 5 U
RW-69	4/18/2012	150	3.6 J	< 5 U
RW-69	10/18/2012	180	5.0	< 2.0 U
RW-69	4/23/2013	190	2.8 J	< 2.0 U
RW-69	10/16/2013	190	7.7	< 2.0 U
RW-69	3/7/2014	105	3.5 J	0.41 J
RW-69	5/13/2014	110	3.3 J	0.30 J

Notes:
NA - Not Available
ND - Result is not detected at the associated method quantitation limit
NT - Analyte not tested
J - Estimated Concentration
U - Not Detected

ENVIRON

TABLE 7
SUMMARY OF STATISTICAL TEMPORAL TREND ANALYSIS (2009 through 2nd Quarter 2014)
Whirlpool Facility
Fort Smith, Arkansas

Well ID	Start Date	End Date	Number of Samples	Trichloroethene	cis-1,2-Dichloroethene	Vinyl Chloride
Southern Plume Wells (includes Source Area Wells as indicated by bold font well ID)						
ITMW-1	10/27/2011	5/13/2014	7	Stable	Stable	ND
ITMW-2	11/3/2010	5/13/2014	9	<PQL	<PQL	ND
ITMW-3	11/4/2010	10/15/2013	6	Decreasing	<PQL	ND
ITMW-4	10/25/2011	5/13/2014	5	<PQL	Stable	No Trend
ITMW-5	4/27/2009	10/16/2013	10	Stable	Decreasing	<PQL
ITMW-6	10/28/2009	5/13/2014	9	<PQL	Increasing	<PQL
ITMW-7	4/27/2009	5/14/2014	11	Decreasing	Decreasing	No Trend
ITMW-9	4/27/2009	5/14/2014	11	Stable	Decreasing	No Trend
ITMW-10	4/27/2009	5/14/2014	9	Increasing	Decreasing	Decreasing
ITMW-11	4/27/2009	5/15/2014	8	Stable	Stable	No Trend
ITMW-12	10/26/2011	5/14/2014	6	Increasing	Stable	Increasing
ITMW-13	4/27/2009	5/14/2014	11	Stable	Stable	<PQL
ITMW-14	11/4/2010	5/14/2014	8	Decreasing	Stable	ND
ITMW-15	4/27/2009	5/14/2014	7	Stable	Stable	Stable
ITMW-16	11/6/2010	5/13/2014	8	No Trend	ND	ND
ITMW-17	4/27/2009	5/15/2014	11	Stable	Stable	<PQL
ITMW-18	4/27/2009	5/15/2014	10	Stable	Decreasing	<PQL
ITMW-19	4/27/2009	5/15/2014	11	Decreasing	Decreasing	<PQL
ITMW-20	10/29/2009	5/12/2014	9	No Trend	ND	<PQL
ITMW-21	10/27/2009	5/14/2014	10	No Trend	<PQL	ND
MW-22	10/27/2009	5/12/2014	9	<PQL	ND	ND
MW-25	4/27/2009	5/15/2014	12	Decreasing	Stable	No Trend
MW-26	10/29/2009	5/12/2014	10	No Trend	ND	ND
MW-29	10/29/2009	5/13/2014	8	<PQL	ND	ND
MW-30	11/3/2010	10/14/2013	6	Stable	Stable	<PQL
MW-37	4/27/2009	10/17/2013	10	Decreasing	Decreasing	Stable
MW-38	10/26/2011	5/14/2014	5	Stable	Stable	Decreasing
Northern Plume Wells						
MW-23	4/27/2009	10/16/2013	10	Stable	ND	ND
MW-24	4/27/2009	4/25/2013	8	Stable	<PQL	<PQL
MW-27	5/12/2010	5/13/2014	9	Decreasing	ND	ND
MW-28	10/29/2009	5/13/2014	11	No Trend	ND	ND
MW-31	4/25/2009	5/13/2014	9	No Trend	ND	ND
MW-32	4/25/2009	5/13/2014	10	Decreasing	<PQL	ND
MW-33	4/25/2009	5/14/2014	12	Stable	Decreasing	<PQL
MW-34	4/24/2009	5/13/2014	11	Stable	<PQL	ND
MW-35R	4/24/2009	5/13/2014	12	No Trend	Stable	ND
MW-36	4/24/2009	5/13/2014	13	No Trend	ND	ND
MW-39	4/24/2009	5/13/2014	10	No Trend	ND	ND
MW-40	4/24/2009	5/12/2014	13	<PQL	ND	ND
MW-41	4/24/2009	5/14/2014	14	Stable	Stable	<PQL
MW-42B	4/25/2009	4/25/2009	1	<4 Results	<4 Results	<4 Results
MW-43	4/25/2009	5/8/2009	3	<4 Results	<4 Results	<4 Results
MW-46R	4/25/2009	5/14/2014	16	Stable	Stable	<PQL
MW-50	4/24/2009	5/13/2014	10	<PQL	ND	ND
MW-55	4/24/2009	10/16/2013	8	Increasing	ND	ND
MW-56	4/24/2009	6/11/2014	9	Increasing	Increasing	<PQL
MW-57	4/24/2009	6/11/2014	9	Increasing	Stable	<PQL
MW-58	4/25/2009	5/12/2014	11	Decreasing	Stable	<PQL
MW-60	4/24/2009	5/13/2014	10	<PQL	ND	ND
MW-61	4/24/2009	5/13/2014	10	Increasing	ND	ND
MW-62	4/24/2009	5/14/2014	9	<PQL	ND	ND
MW-63	4/24/2009	5/14/2014	10	Stable	<PQL	<PQL
MW-65	4/24/2009	5/14/2014	8	Decreasing	Decreasing	ND
MW-66	4/25/2009	5/13/2014	10	<PQL	ND	ND
MW-67	4/25/2009	5/13/2014	10	ND	ND	ND
MW-68	1/15/2009	5/14/2014	10	No Trend	ND	ND
RW-69	1/15/2009	5/13/2014	15	Stable	Decreasing	<PQL
MW-70	11/4/2010	10/16/2013	7	Stable	Decreasing	<PQL
MW-71	10/28/2009	5/13/2014	11	Stable	Stable	<PQL
IW-72	1/16/2009	5/12/2014	12	Decreasing	ND	ND
IW-73	4/23/2009	5/14/2014	9	Decreasing	No Trend	No Trend
IW-74	4/23/2009	5/14/2014	9	Stable	Stable	Increasing
IW-75	1/16/2009	10/15/2013	5	No Trend	<PQL	ND
IW-76	4/23/2009	5/14/2014	11	Decreasing	Decreasing	<PQL
IW-77	4/23/2009	5/14/2014	16	Increasing	Increasing	<PQL
IW-78	10/25/2011	10/17/2013	5	Stable	Stable	ND
IW-79	10/25/2011	10/17/2013	5	Stable	Stable	<PQL
IW-80	4/23/2009	5/13/2014	10	Stable	<PQL	ND

Notes:

ND - Result is Not Detected at the associated method quantitation limit

<PQL - Analyte qualified as estimated because it was detected above method detection limit but below reporting limit or mixture of estimated and non-detect results

TABLE 8
SUMMARY OF AVERAGE DETECTED CONCENTRATIONS - 2009 THROUGH 2ND QUARTER 2014
Whirlpool Facility
Fort Smith, Arkansas

	TCE			c-1,2-DCE			VC		
Date	Concentration (ug/L)	# of Detects	# of Samples	Concentration (ug/L)	# of Detects	# of Samples	Concentration (ug/L)	# of Detects	# of Samples
All Wells									
4/24/2009	2,570	35	46	266	25	46	287	5	46
10/28/2009	8,560	22	38	559	17	38	695	4	38
5/13/2010	5,600	29	43	433	23	43	494	5	43
11/4/2010	10,825	33	41	632	19	41	1,300	2	41
3/22/2011	4,889	26	34	555	17	34	281	9	34
10/26/2011	4,918	46	65	394	36	65	604	6	65
4/18/2012	2,790	30	39	275	25	39	531	4	39
10/18/2012	2,348	43	66	191	39	66	129	19	66
4/23/2013	1,561	26	38	89	23	38	16	16	38
10/16/2013	1,895	46	65	177	39	65	189	17	66
3/7/2014	1,184	43	55	71	35	55	6	25	55
5/15/2014	1,159	46	55	62	31	55	7	23	55
North Wells									
4/24/2009	384	23	34	19	13	34		0	34
10/28/2009	228	14	25	8	9	25		0	25
5/13/2010	255	17	28	11	10	28		0	28
11/4/2010	333	21	27	16	10	27		0	27
3/22/2011	144	15	23	6	8	23	1	2	23
10/26/2011	262	25	38	10	17	38	2	1	38
4/18/2012	197	17	18	7	12	18		0	18
10/18/2012	328	24	39	11	20	39	1	5	39
4/23/2013	228	13	17	8	10	17	0	5	17
10/16/2013	268	26	38	13	20	38	2	5	38
3/7/2014	214	23	32	10	18	32	1	11	32
5/15/2014	209	25	31	10	15	31	0.5	10	31
South Wells									
4/24/2009	6,760	12	12	535	12	12	287	5	12
10/28/2009	23,140	8	13	1,178	8	13	695	4	13
5/13/2010	13,173	12	15	757	13	15	494	5	15
11/4/2010	29,188	12	14	1,316	9	14	1,300	2	14
3/22/2011	11,360	11	11	944	10	11	361	7	11
10/26/2011	10,461	21	27	739	19	27	724	5	27
4/18/2012	6,181	13	21	523	13	21	531	4	21
10/18/2012	4,899	19	27	380	19	27	175	14	27
4/23/2013	2,893	13	21	151	13	21	22	11	21
10/16/2013	4,010	20	27	350	19	27	291	11	27
3/7/2014	2,300	20	23	135	17	23	10	14	23
5/15/2014	2,404	20	23	111	16	23	12	13	23
Source Wells									
4/24/2009	11,600	6	6	883	7	7	358	4	7
10/28/2009	73,900	2	2	3,087	3	3	1,385	2	3
5/13/2010	20,750	6	6	1,375	7	7	617	4	7
11/4/2010	98,133	3	3	2,940	4	4	1,300	2	4
3/22/2011	22,000	4	4	1,826	5	5	616	4	5
10/26/2011	20,260	8	8	1,532	9	9	904	4	9
4/18/2012	12,625	4	4	1,314	5	5	707	3	5
10/18/2012	10,905	8	8	752	9	9	271	9	9
4/23/2013	8,825	4	4	358	5	5	49	5	5
10/16/2013	9,798	8	8	714	9	9	455	7	9
3/7/2014	5,696	8	8	268	8	8	18	8	8
5/15/2014	5,955	8	8	203	8	8	22	7	8

Figures

FILE: D:\GIS\PROJECT\WHIRLPOOL\DOCS\20140709_2014_Q2_WaterLevelMap\Figure 2 - 2nd QUARTER 2014 Potentiometric Surface Map.mxd

Monitoring Well Location
Groundwater Contour (1ft Intervals)
(Dashed Where Inferred)
Approximate Property Boundary

MW-50: 456.55
MW-60: 454.5
MW-61: 451.92
MW-67: 456.9
MW-55: NA
MW-58: NU
MW-57: 459.65
MW-66: 457.79
MW-68: 463.44
MW-56: 459.64
MW-70: 463.43
MW-71: 463.43
RW-69: 463.43
IW-75: 463.44
MW-40: 463.5
IW-72: 463.24
MW-46R: 463.09
MW-62: 459.04
MW-63: 458.96
IW-73: 463.45
IW-74: 463.34
IW-131: 463.21
MW-41: 463.44
MW-35R: 463.42
IW-76: 463.25
MW-39: 463.48
IW-78: 463.44
IW-77: 463.43
IW-80: 463.3
MW-65: 463.42
MW-34: 463.47
MW-36: 463.53
IW-79: 463.45
MW-28: 463.26
MW-31: 463.42
MW-33: 463.43
MW-26: 464.04
MW-32: 463.43
MW-27: 463.41
IW-130: 463.2
MW-23: 463.28
ITMW-16: 463.38
MW-24: 463.47
ITMW-11: 463.27
ITMW-3: 462.31
ITMW-15: 463.4
ITMW-17: 463.25
ITMW-2: 462.89
MW-38: 463.4
ITMW-14: 463.04
ITMW-20: 463.76
ITMW-13: 463.10
ITMW-1: 461.7
MW-22: 462.08
MW-25: 463.51
ITMW-12: 463.12
ITMW-19: 463.2
IW-129: 463.08
ITMW-21: 463.54
MW-37: 463.37
ITMW-18: 463.09
MW-30: 462.91
MW-29: 463.38
ITMW-7: 462.33
ITMW-5: 461.37
ITMW-4: 461.54
ITMW-10: 461.39
ITMW-9: 461.45
ITMW-6: 461.29

452.0 ft
453.0 ft
454.0 ft
455.0 ft
456.0 ft
457.0 ft
458.0 ft
459.0 ft
460.0 ft
461.0 ft
462.0 ft
463.0 ft
464.0 ft

NOTES:
NA = Well was Not Accessible for this event.
NU = Well was Not Used in the generation of the potentiometric surface due to an anomalously high reading.

0 200 400
Feet
1 inch = 200 feet

ENVIRON

2nd QUARTER 2014 POTENTIOMETRIC SURFACE MAP

Whirlpool Facility - Fort Smith, Arkansas

Figure 1

DRAFTED BY: KTS/CCS
DATE: 07/10/2014
PROJECT: 2131344A

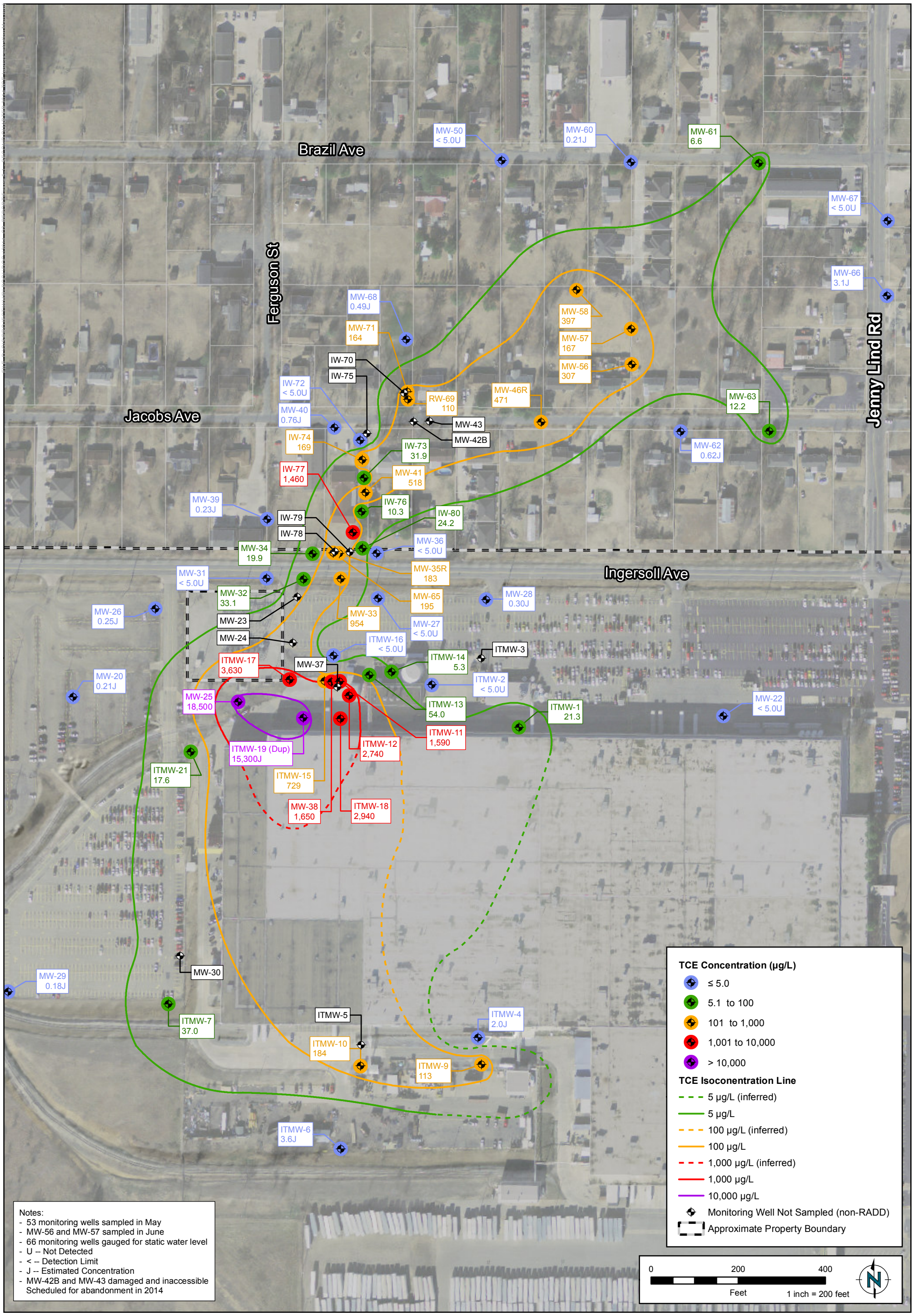

ENVIRON

2nd QUARTER 2014 TCE ISOCONCENTRATION MAP

Whirlpool Facility - Fort Smith, Arkansas

Figure 2

DRAFTED BY: KTS | DATE: 07/15/2014 | PROJECT: 2131344A

FIGURE 4
TCE Concentration with Time at Source Area On-Site Wells

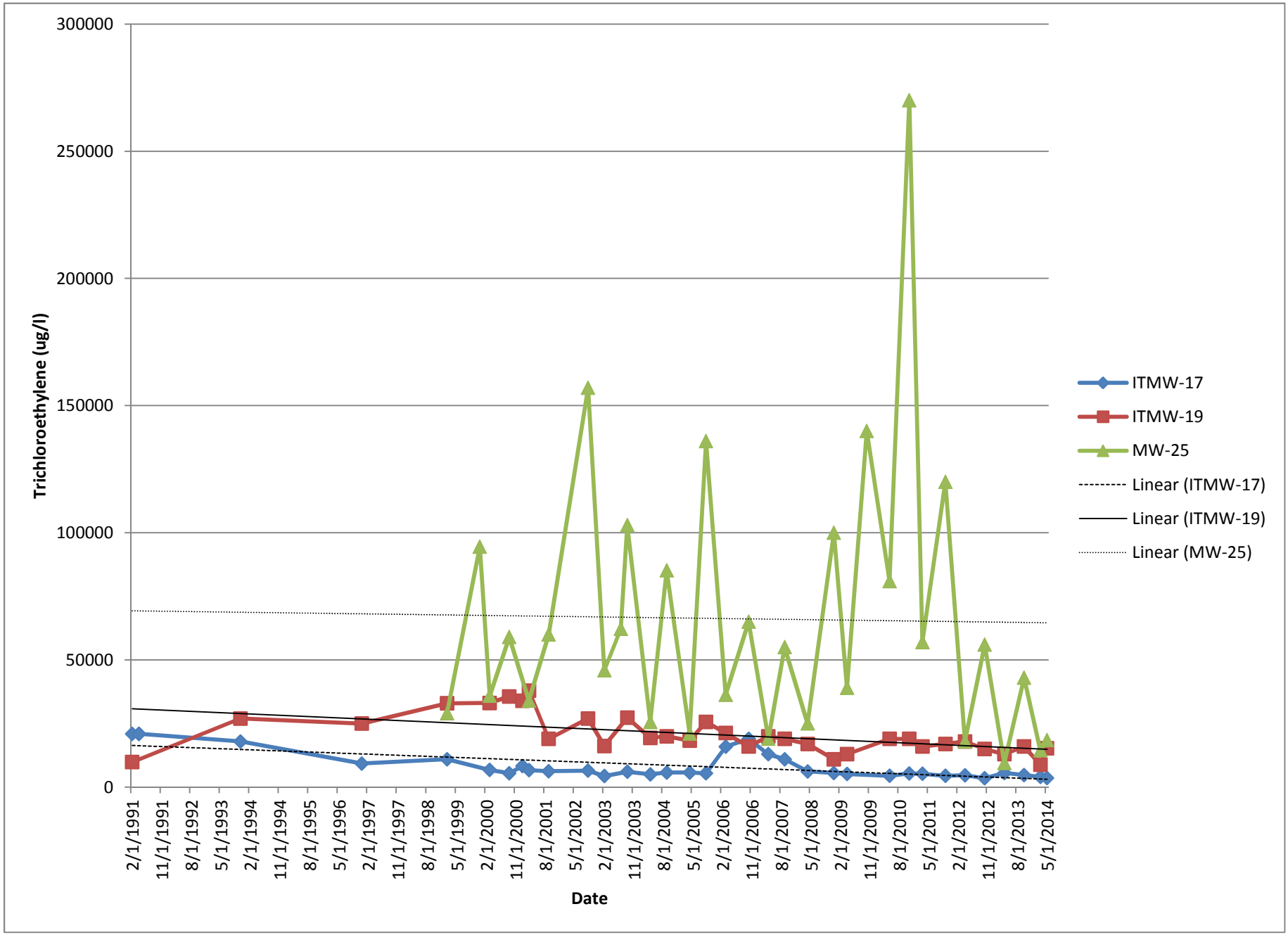

FIGURE 5
TCE Concentration with Time at Northern On-Site Wells

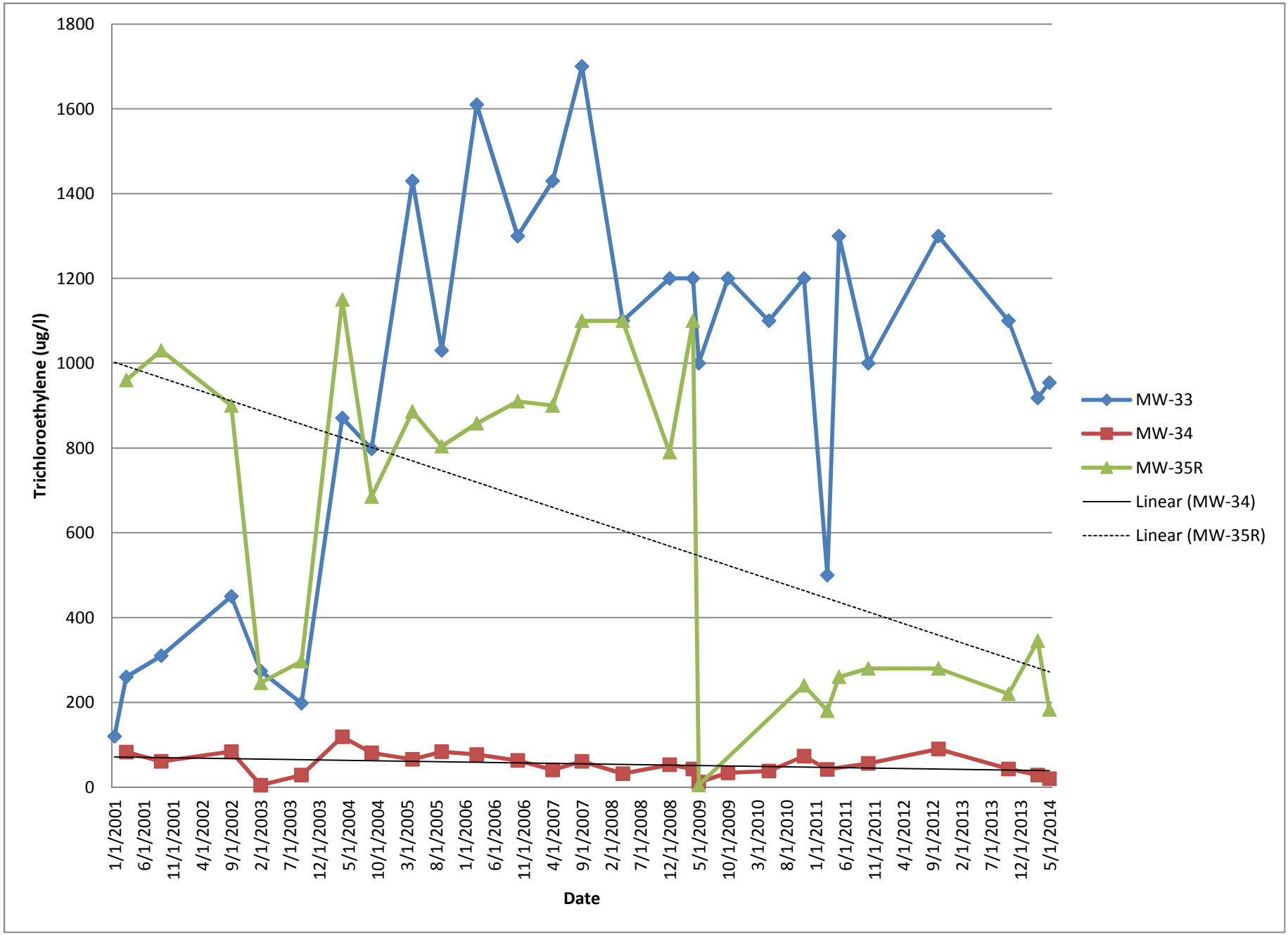

FIGURE 6
MW-25 TCE Cis-1,2-DCE Trends

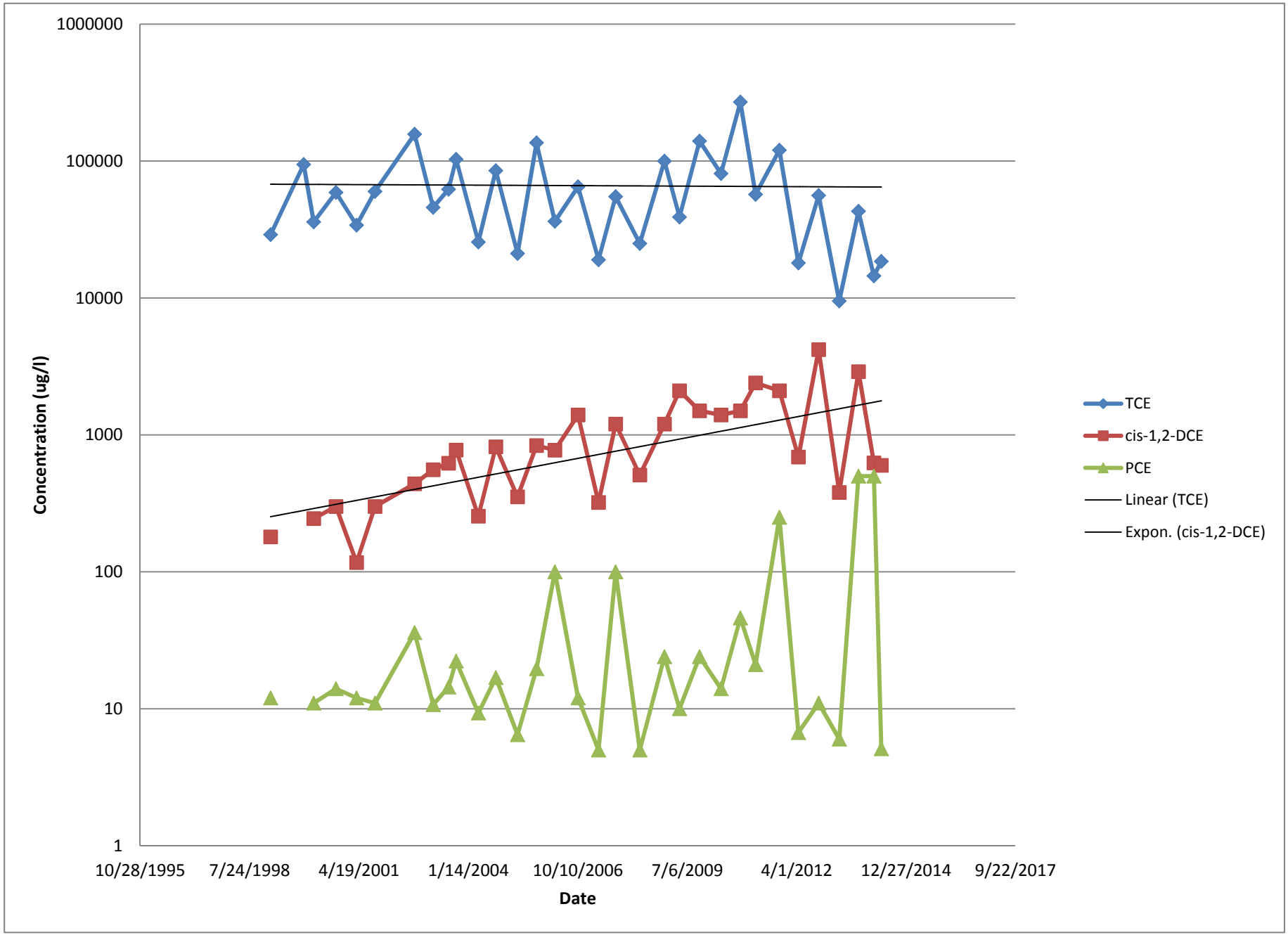

FILE: D:\GIS\PROJECT\WHIRLPOOL\DOCs\2014_Q2_REPORT\FINAL Q2\Figure 5-1 - SECOND QUARTER 2014 TCE Isoconcentration Map wMax HistPlume.mxd

Brazil Ave

Ferguson St

Jacobs Ave

Jenny Lind Rd

Ingersoll Ave

MW-50 < 5.0U
MW-60 0.21J
MW-61 6.6
MW-67 < 5.0U
MW-66 3.1J
MW-68 0.49J
MW-71 164
IW-70
IW-75
IW-72 < 5.0U
MW-40 0.76J
IW-74 169
RW-69 110
MW-46R 471
MW-58 397
MW-57 167
MW-56 307
MW-63 12.2
MW-43
MW-42B
MW-62 0.62J
IW-73 31.9
IW-77 1,460
MW-41 518
MW-39 0.23J
IW-76 10.3
IW-80 24.2
IW-79
IW-78
MW-34 19.9
MW-36 < 5.0U
MW-35R 183
MW-31 < 5.0U
MW-32 33.1
MW-65 195
MW-28 0.30J
MW-26 0.25J
MW-33 954
MW-27 < 5.0U
MW-23
MW-24
ITMW-16 < 5.0U
ITMW-3
ITMW-17 3,630
MW-37
ITMW-14 5.3
MW-20 0.21J
ITMW-2 < 5.0U
MW-25 18,500
ITMW-13 54.0
ITMW-1 21.3
MW-22 < 5.0U
ITMW-11 1,590
ITMW-19 (Dup) 15,300J
ITMW-12 2,740
ITMW-21 17.6
ITMW-15 729
MW-38 1,650
ITMW-18 2,940
MW-29 0.18J
MW-30
ITMW-7 37.0
ITMW-5
ITMW-4 2.0J
ITMW-10 184
ITMW-9 113
ITMW-6 3.6J

Notes:
- 53 monitoring wells sampled in May
- MW-56 and MW-57 sampled in June
- 66 monitoring wells gauged for static water level
- U -- Not Detected
- < -- Detection Limit
- J -- Estimated Concentration
- MW-42B and MW-43 damaged and inaccessible Scheduled for abandonment in 2014

TCE Concentration (µg/L)
- ≤ 5.0
- 5.1 to 100
- 101 to 1,000
- 1,001 to 10,000
- > 10,000

TCE Isoconentration Line
- 5 µg/L (inferred)
- 5 µg/L
- 100 µg/L (inferred)
- 100 µg/L
- 1,000 µg/L (inferred)
- 1,000 µg/L
- 10,000 µg/L
- Monitoring Well Not Sampled (non-RADD)
- Approximate Property Boundary
- Maximum Extent of Historical Plume Through March 2014 (5 ug/L)

0 200 400
Feet
1 inch = 200 feet

ENVIRON

2nd QUARTER 2014 TCE ISOCONCENTRATION MAP AND MAXIMUM HISTORICAL EXTENT

Whirlpool Facility - Fort Smith, Arkansas

Figure 7

DRAFTED BY: KTS | DATE: 08/14/2014 | PROJECT: 2131344A

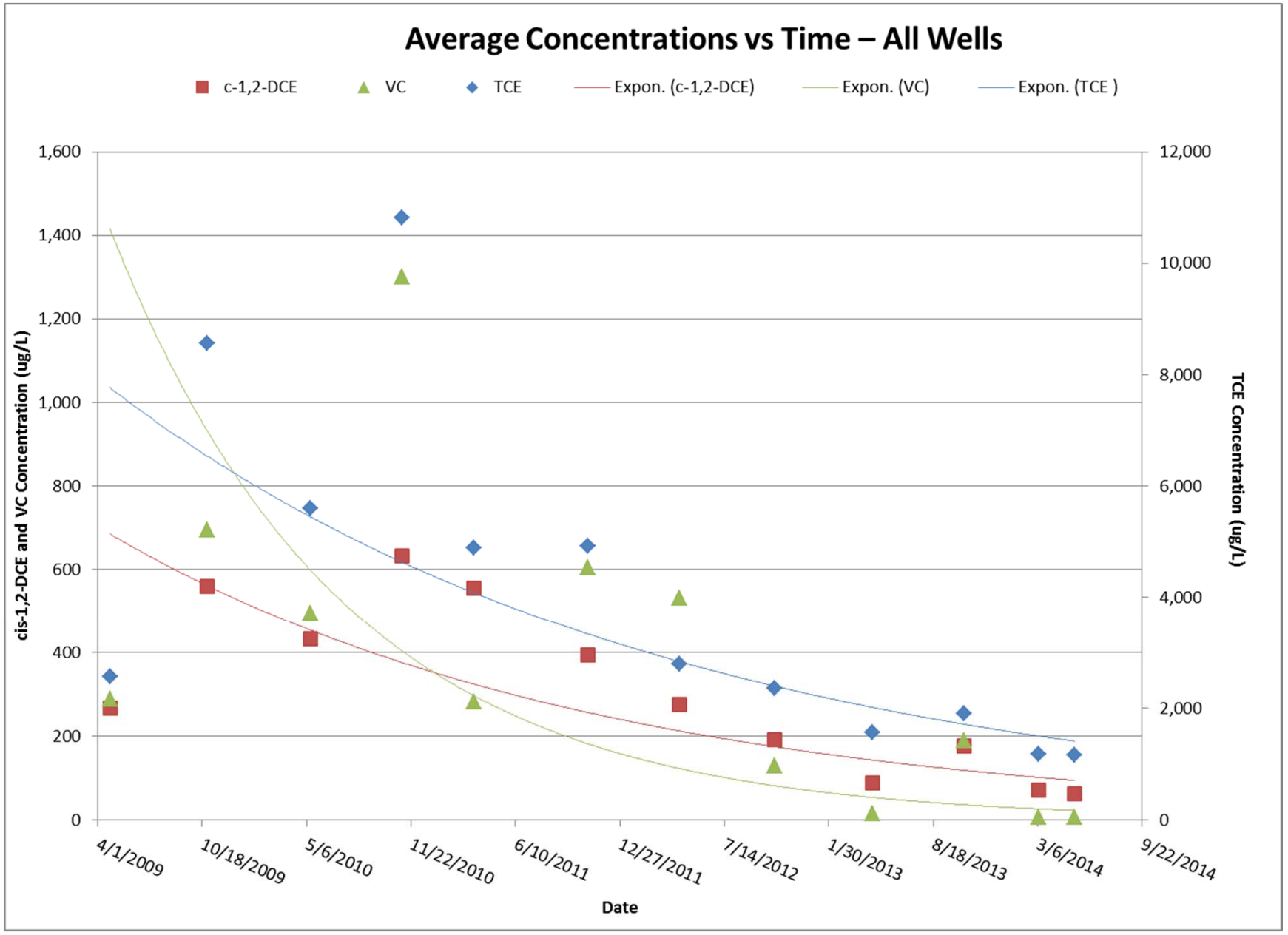

Figure 8
Whirlpool Facility
Fort Smith, Arkansas

ENVIRON

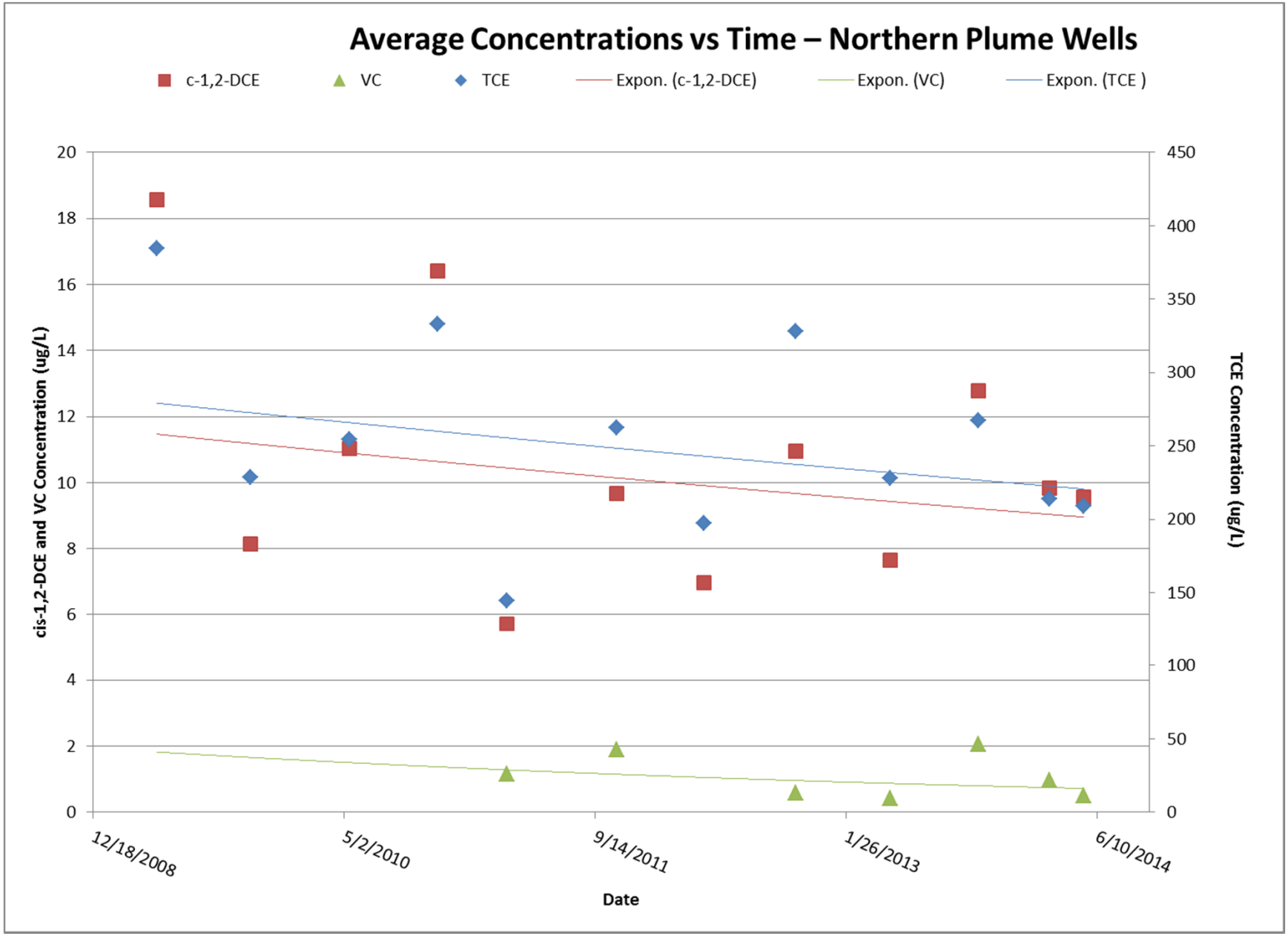

Figure 9
Whirlpool Facility
Fort Smith, Arkansas

ENVIRON

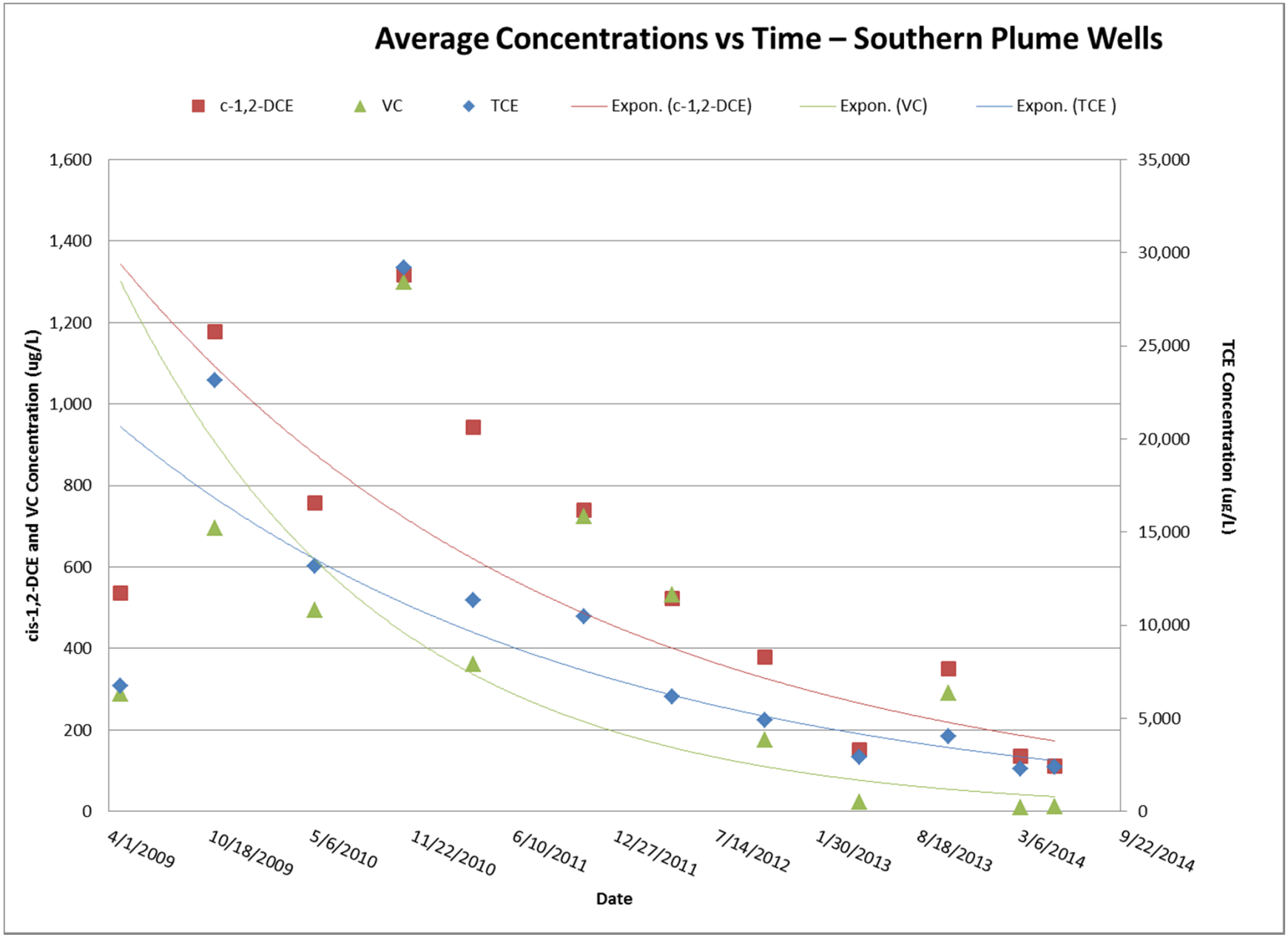

Figure 10
Whirlpool Facility
Fort Smith, Arkansas

ENVIRON

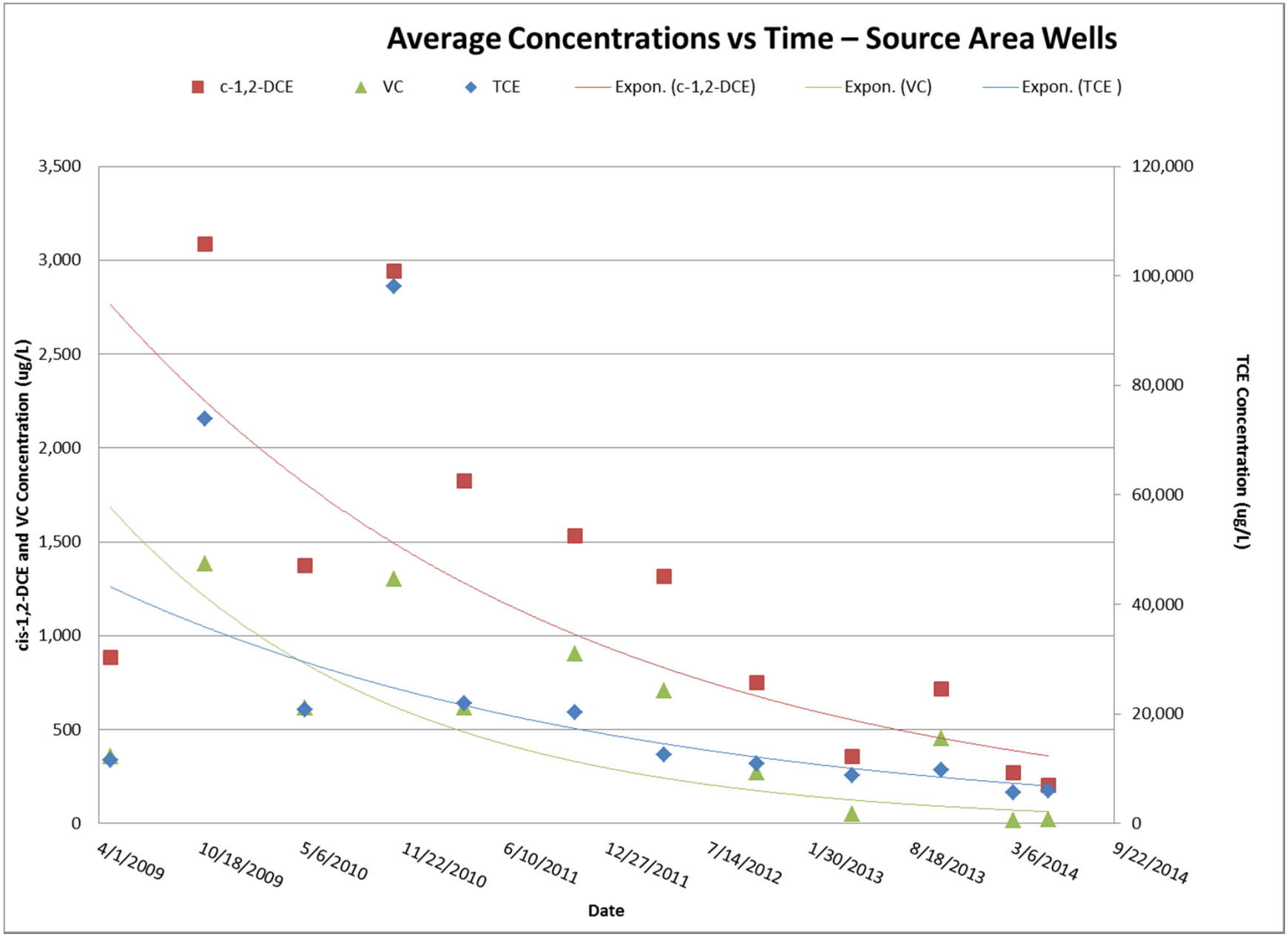

Figure 11
Whirlpool Facility
Fort Smith, Arkansas

ENVIRON

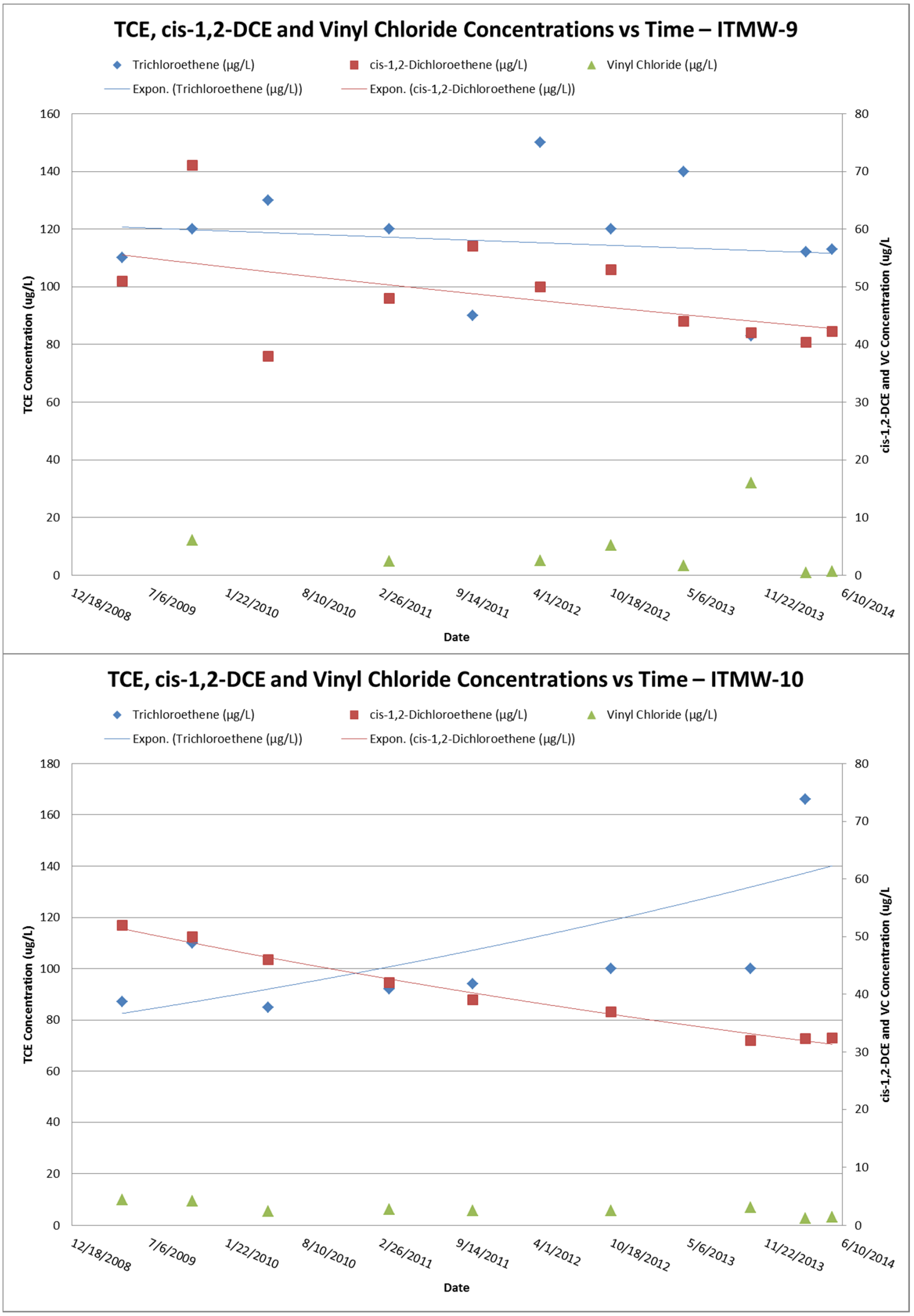

Figure 12
Whirlpool Facility
Fort Smith, Arkansas

ENVIRON

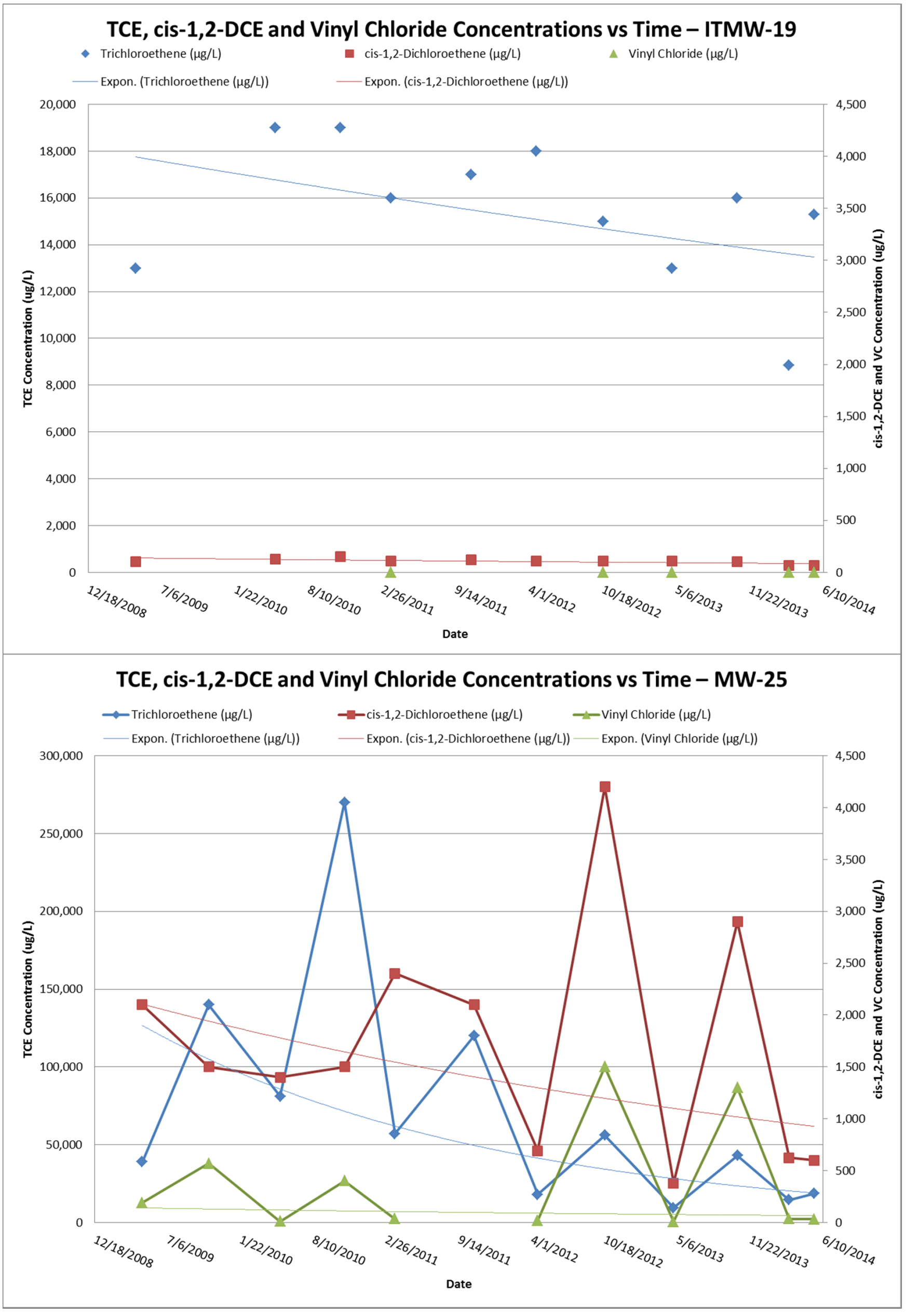

Figure 13
Whirlpool Facility
Fort Smith, Arkansas

ENVIRON

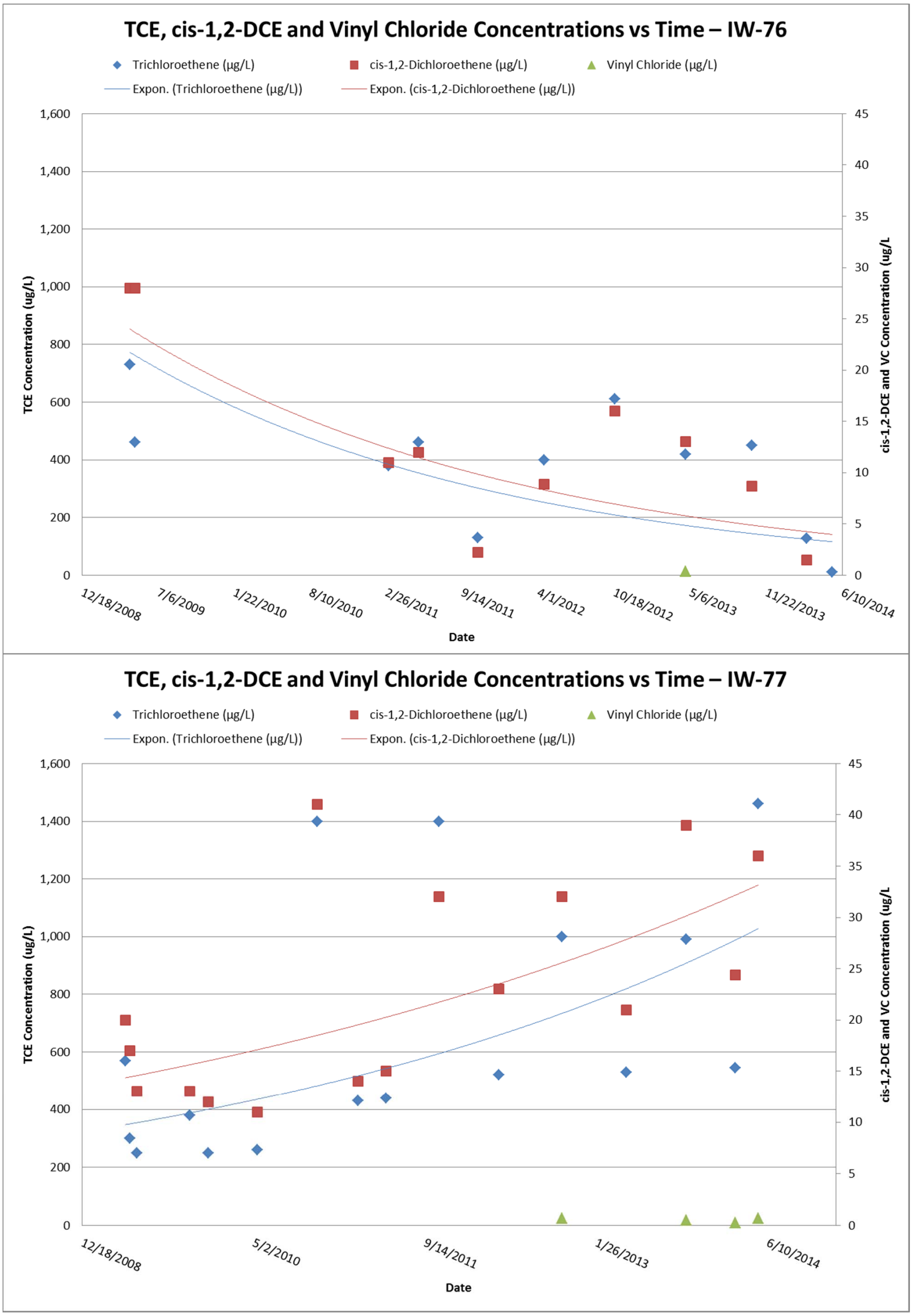

Figure 14
Whirlpool Facility
Fort Smith, Arkansas

ENVIRON

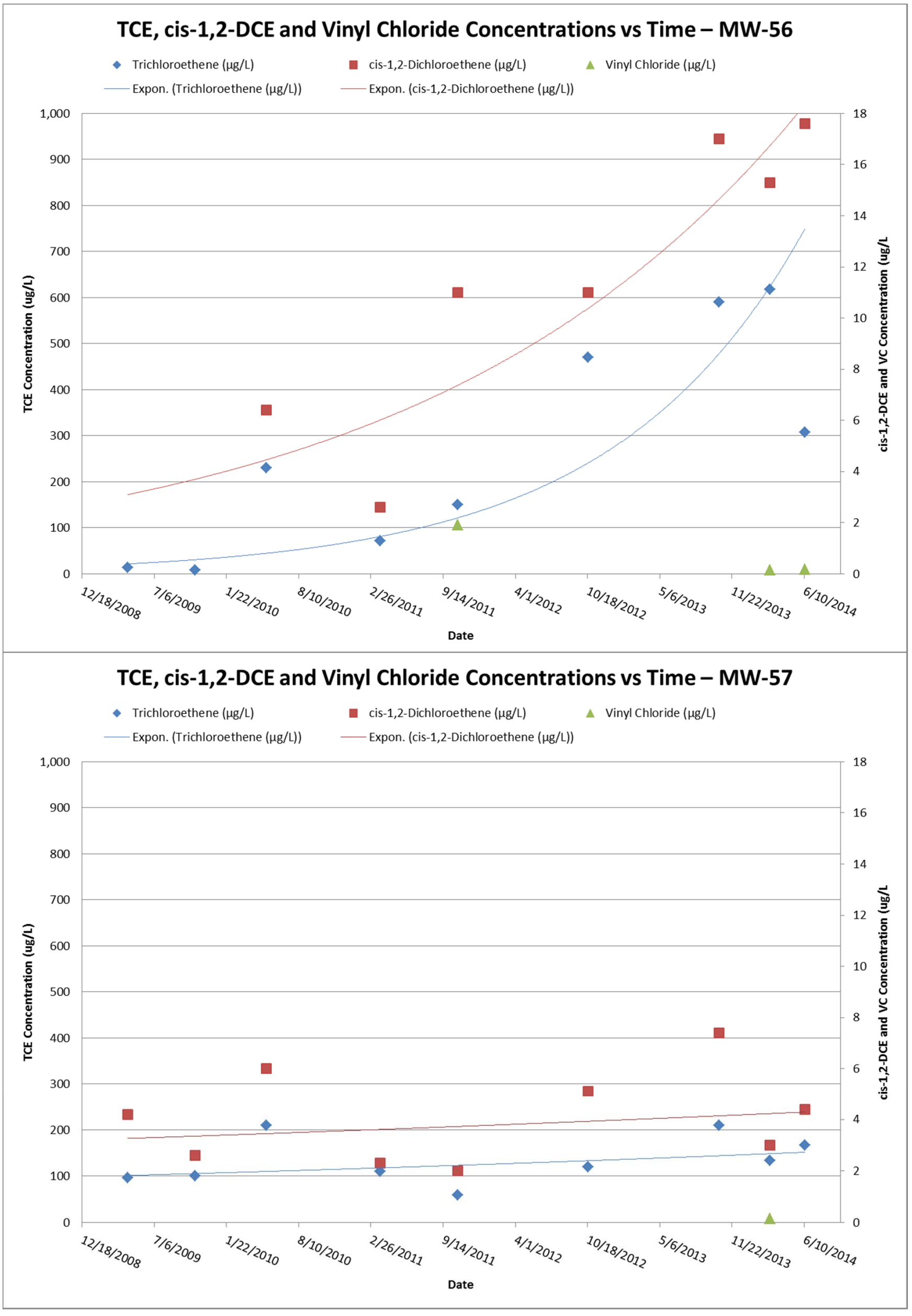

Figure 15
Whirlpool Facility
Fort Smith, Arkansas

ENVIRON

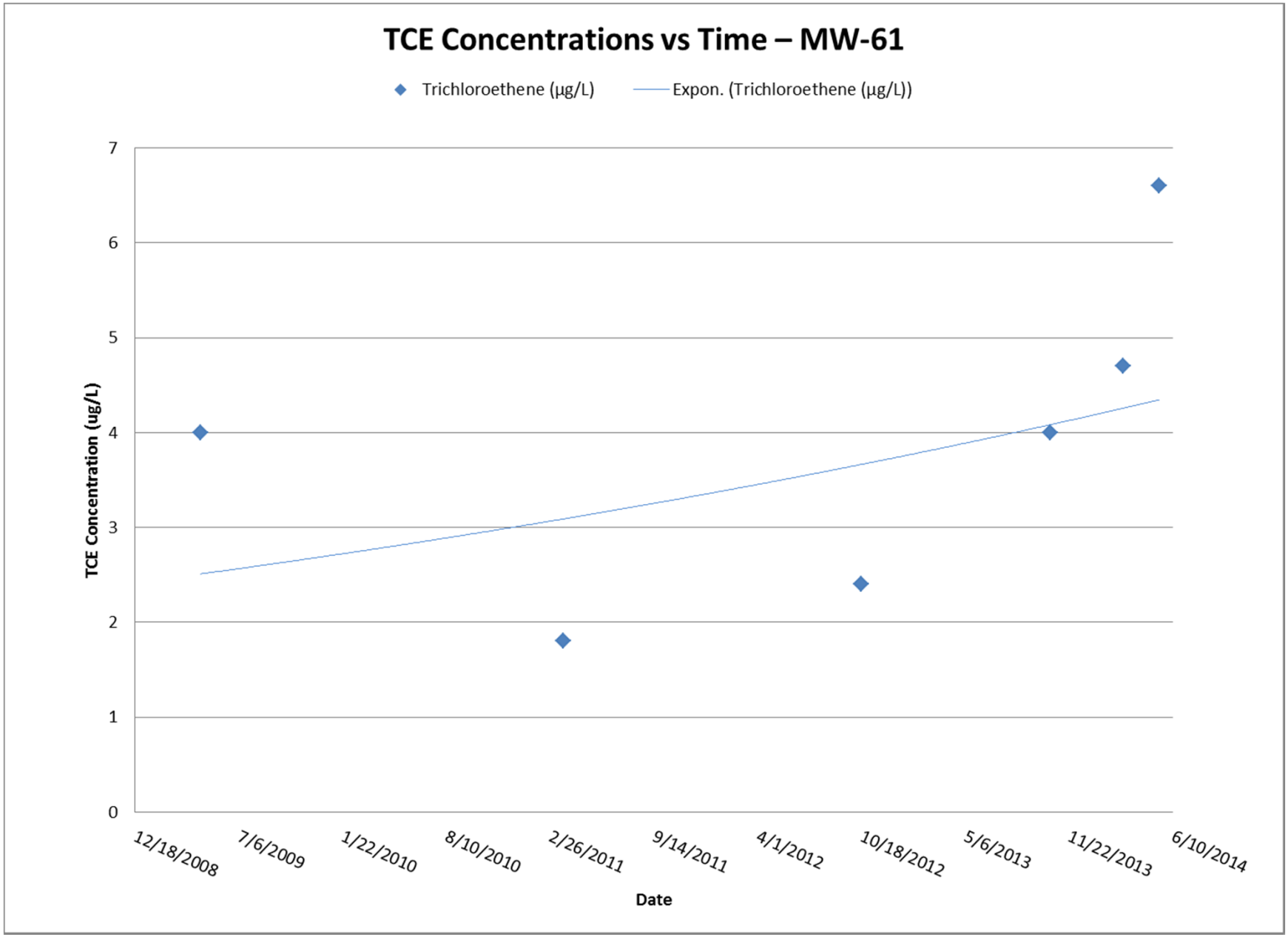

Figure 16
Whirlpool Facility
Fort Smith, Arkansas

ENVIRON

Appendix A

2nd Quarter 2014 Field Data Sheets

ENVIRON - Water Level Form

Whirlpool, Fort Smith, Ar

Well ID	DATE	TIME	DTW	Mar-14	TD	Notes
ITMW-01	5-12-14	0948	15.23	15.80	35.50	
ITMW-02	5-12-14	1031	12.08	12.78	27.04	BOLTS NOT FLUSH
ITMW-03	5-12-14	1005	12.41	13.05	28.35	
ITMW-04	5-12-14	1044	16.65	17.09	33.46	
ITMW-05	5-12-14	0937	17.56	17.97	33.38	
ITMW-06	5-12-14	1059	21.75	22.19	40.09	
ITMW-07	5-12-14	1202	19.62	20.20	37.04	
ITMW-09	5-12-14	1046	20.45	20.90	36.22	
ITMW-10	5-12-14	0931	19.45	19.89	38.04	
ITMW-11	5-12-14	0834	10.80	11.39	30.40	WATER IN WELLCOVER
ITMW-12	5-12-14	0807	13.55	14.27	32.70	
ITMW-13	5-12-14	1014	14.69	15.39	31.91	
ITMW-14	5-12-14	1018	14.26	14.97	31.71	
ITMW-15	5-12-14	0825	11.10	11.76	31.0	WATER IN WELLCOVER
ITMW-16	5-12-14	1245	15.41	16.05	35.38	
ITMW-17	5-12-14	0903	14.65	15.38	31.52	
ITMW-18	5-12-14	0815	10.46	11.14	30.71	
ITMW-19	5-12-14	0857	13.05	13.74	34.0	
ITMW-20	5-12-14	1136	14.11	14.63	32.28	
ITMW-21	5-12-14	0919	12.98	13.57	33.01	
IW-72	5/12/14	1045	8.41	8.96	26.90	WATER IN WELLCOVER
IW-73	5/12/14	1025	8.03	8.75	26.90	Water in well cover
IW-74	5/12/14	1035	8.72	9.31	27.5	Water in well cover
IW-75	5/12/14	1310	8.73	9.54	26.30	Positive pressure, soft bottom
IW-76	5/12/14	0950	~~9.00~~ 9.01	9.72	28.1	WATER IN WELLCOVER
IW-77	5/12/14	0945	9.50	10.26	29.85	WATER IN WELLCOVER
IW-78	5/12/14	0923	10.05	10.25	29.91	
IW-79	5/12/14	0930	10.39	11.13	29.65	
IW-80	5/12/14	0938	10.00	10.73	29.62	
MW-22	5-12-14	0956	11.85	12.55	29.71	
MW-23	5-12-14	1259	12.52	13.06	28.06	
MW-24	5-12-14	1235	12.92	13.63	33.61	
MW-25	5-12-14	0911	13.38	14.08	35.02	

Well ID	DATE	TIME	DTW	Mar-14	TD	Notes
MW-26	5-12-14	1145	14.01	14.77	37.0	
MW-27	5-12-14	1226	12.01	12.73	30.1	Cap loose
MW-28	5-12-14	1250	7.23	7.97	27.43	
MW-29	5-12-14	1126	11.53	12.25	30.02	
MW-30	5-12-14	1116	16.08	16.70	35.49	
MW-31	5-12-14	1230	12.61	13.40	27.00	soft bottom
MW-32	5/12/14	1235	12.25	12.96	24.10	soft bottom
MW-33	5/12/14	1240	1 to 45	12.18	NA	Could not lower to TD snagged
MW-34	5-12-14	0915	10.82	11.53	28.32	
MW-35R	5-12-14	0925	10.45	11.00	32.35	
MW-36	5-12-14	0940	9.77	10.59	25.61	
MW-37	5-12-14	MS ~~10.20~~	MS ~~29.16~~	10.90	29.16	TIME=0842 DTW=10.20
MW-38	5-12-14	0843	11.20	11.97	29.92	BOTH 37&38 NEED GASKETS
MW-39	5-12-14	0910	~~11.98~~	13.85	NOTD	
MW-40	5/12/14	1300	~~9.85~~ 9.85	10.61	27.95	WATER IN WELL COVER
MW-41		1015	8.65	9.33	28.45	water in wellcover
MW-42	---	Abandoned	Abandoned	NM		
MW-43	---	Abandoned	Abandoned	NM		
MW-46R	5-12-14	1115	2.67	3.23	21.31	POSITIVE PRESSURE
MW-50	5-12-14	1031	6.56	7.21	17.84	
MW-55	Do not enter			2.80	Do not enter	
MW-56	5-12-14	1214	3.58	6.19	19.28	
MW-57	5-12-14	1220	3.25	3.95	18.98	
MW-58	5-12-14	1202	0.44	NM	17.63	
MW-60**	5-12-14	1015	6.35	7.60	16.47	CAP DOESN'T FIT
MW-61	5-12-14	1010	7.69	11.40	15.36	
MW-62	5-12-14	1100	5.29	7.65	20.61	
MW-63	5-12-14	1053	4.91	5.85	21.04	
MW-65	5-12-14	0920	10.49	11.25	31.71	
MW-66	5-12-14	0959	4.26	5.41	17.30	POSITIVE PRESSURE
MW-67	5-12-14	0951	2.11	5.82	13.40	
MW-68	5-12-14	1125	6.37	7.11	20.34	SLIGHT NEG. PRESSURE
MW-70*	5-12-14	1137	8.10	8.83	27.20	
MW-71	5-12-14	1133	7.92	8.65	26.99	NEGATIVE PRESSURE
RW-69	5-12-14	1145	7.82	8.42	27.93	

Comments: WEATHER: PARTLY CLOUDY, SOME SPRINKLES, HUMID

ALL DTW AND DTB READINGS RECORDED ON THIS FIELD LOG WERE ORIGINALLY RECORDED IN R. PETERSEN, M. SHETTY & N. ZURWELLER'S FIELD BOOKS RESPECTIVELY.

ENVIRON - GROUND WATER SAMPLING LOG

PROJECT NUMBER: 3434399A | **WELL NUMBER:** ITMW-1

PROJECT NAME: Whirlpool, Ft. Smith, Arkansas

WELL PURGE DATA

Date	05/13/2014	Well Construction	PVC 4 inch
Time	1535	Total Volume Purged (gal)	0.68
Sampler	J. Myers	Pump is set at (ft)	—
Water Level (ft)	15.51	Well Measurement Technique	Electronic Water Level Meter
Total Depth (ft)	—	Well Purge Equipment	Peristaltic Pump
Screen Length (ft)	—		

FIELD PARAMETERS

Purge Time (5 min Δ)	DTW Feet (± 0.1)	Temp °C (±1)	Spec Cond µS/cm (± 3%)	DO mg/L (± 10%)	pH (±0.1)	ORP mV (± 10)	Turbidity NTUs (± 10%)	Flow (mL/min, <100)
1545	15.56	17.73	514	3.05	5.93	282.6	0.38	100
1550	15.57	17.63	512	3.04	5.93	286.0	0.32	100
1555	15.57	17.71	512	2.82	5.91	287.8	0.33	100
1600	15.57	17.79	513	2.68	5.91	287.8	0.21	100
1605	15.58	17.86	514	2.61	5.90	285.8	0.23	100
1610	15.57	17.75	512	2.62	5.92	284.4	0.22	100
1615	15.57	17.81	512	2.61	5.92	284.0	0.21	100

SAMPLE COLLECTION DATA

Date: 05/13/2014 | Odor: None

Time: 1620 | Color: Clear

ANALYSES

# of Containers	Size/Type	Preservative	Analysis	Result
3	40 mL VOA	Hydrochloric (HCL)	VOCs	--
3	40 mL VOA	None	Chloroethanol	--
2	40 mL VOA	Trisodium Phosphate	Volatile Fatty Acids	--
2	40 mL VOA	None	Ethene, Ethane, Methane Acetylene	--
1	250 mL Plastic	None	Sulfate, Alkalinity, Chloride	--
1	250 mL Plastic	NaOH and zinc acetate	Sulfide	--
1	250 mL Plastic	Nitric (HNO3)	Metals (Mn, Fe)	--
1	250 mL Plastic	Sulfuric (H2SO4)	Ammonia, Nitrate and Nitrite	--
1	250 mL Glass (amber)	Sulfuric (H2SO4)	TOC	--
1	250 mL Plastic	Sulfuric (H2SO4)	Phosphate	--
1	1L Plastic	None	DHC, Vinyl Chloride Reductase	--
1	Glass Septa	None	Hydrogen	--
1	Hach Ampule	None	Ferrous Iron	0.00

WEATHER

Sunny Cloudy Partly (Cloudy)

Wind Direction: NW

Wind Speed (mph) (0-10) 10-25 >25

Temperature: 60°F

COMMENTS

ENVIRON - GROUND WATER SAMPLING LOG

PROJECT NUMBER: 3434399A | **WELL NUMBER:** ITMW-2

PROJECT NAME: Whirlpool, Ft. Smith, Arkansas

WELL PURGE DATA

Date	05/13/2014	Well Construction	4 inch PVC
Time	1240	Total Volume Purged (gal)	1.02
Sampler	J. Myers	Pump is set at (ft)	—
Water Level (ft)	12.36	Well Measurement Technique	Electronic Water Level Meter
Total Depth (ft)	—	Well Purge Equipment	Peristaltic Pump
Screen Length (ft)	14.45		

FIELD PARAMETERS

Purge Time (5 min Δ)	DTW Feet (± 0.1)	Temp °C (±1)	Spec Cond µS/cm (± 3%)	DO mg/L (± 10%)	pH (±0.1)	ORP mV (± 10)	Turbidity NTUs (± 10%)	Flow (mL/min, <100)
1300	12.46	19.69	630	2.58	5.91	226.9	5.36	100
1305	12.47	19.57	625	2.07	5.75	242.4	3.03	100
1310	12.48	19.56	616	2.04	5.90	239.6	2.15	100
1315	12.48	19.58	605	2.00	5.90	247.2	2.02	100
1320	12.48	19.68	605	1.99	5.91	253.3	1.63	100
1325	12.48	19.58	599	2.02	5.91	260.9	1.26	100
1330	12.48	19.44	588	1.89	5.90	275.3	1.34	100
1335	12.48	19.32	588	1.91	5.87	282.3	1.22	100
1340	12.48	19.36	589	1.89	5.89	288.9	1.24	100
1345	12.48	19.37	588	1.89	5.90	288.0	1.24	100

SAMPLE COLLECTION DATA

Date: 05/13/2014 | Odor: None

Time: 1350 | Color: Clear

ANALYSES

# of Containers	Size/Type	Preservative	Analysis	Result
3	40 mL VOA	Hydrochloric (HCL)	VOCs	--
3	40 mL VOA	None	Chloroethanol	--
2	40 mL VOA	Trisodium Phosphate	Volatile Fatty Acids	--
2	40 mL VOA	None	Ethene, Ethane, Methane Acetylene	--
1	250 mL Plastic	None	Sulfate, Alkalinity, Chloride	--
1	250 mL Plastic	NaOH and zinc acetate	Sulfide	--
1	250 mL Plastic	Nitric (HNO3)	Metals (Mn, Fe)	--
1	250 mL Plastic	Sulfuric (H2SO4)	Ammonia, Nitrate and Nitrite	--
1	250 mL Glass (amber)	Sulfuric (H2SO4)	TOC	--
1	250 mL Plastic	Sulfuric (H2SO4)	Phosphate	--
1	1L Plastic	None	DHC, Vinyl Chloride Reductase	--
1	Glass Septa	None	Hydrogen	--
1	Hach Ampule	None	Ferrous Iron	0.00

WEATHER

Sunny Cloudy Partly (Cloudy)

Wind Direction: NNW

Wind Speed (mph) 0-10 (10-25) >25

Temperature: 58°F

COMMENTS

ENVIRON - GROUND WATER SAMPLING LOG

PROJECT NUMBER: 3434399A | **WELL NUMBER:** ITMW-4

PROJECT NAME: Whirlpool, Ft. Smith, Arkansas

WELL PURGE DATA

Date	5-13-14	Well Construction	4" PVC
Time	1021	Total Volume Purged (gal)	1.5 gal
Sampler	MS	Pump is set at (ft)	
Water Level (ft)	16.89	Well Measurement Technique	Electronic Water Level Meter
Total Depth (ft)		Well Purge Equipment	Peristaltic Pump
Screen Length (ft)	14.00		

FIELD PARAMETERS

Purge Time (5 min Δ)	DTW Feet (± 0.1)	Temp °C (±1)	Spec Cond µS/cm (± 3%)	DO mg/L (± 10%)	pH (±0.1)	ORP mV (± 10)	Turbidity NTUs (± 10%)	Flow (mL/min, <100)
1033	16.92	17.86	282	1.00	6.27	241.4	28.93	100
1038	16.92	17.92	282	0.51	6.31	205.2	29.06	
1043	16.92	18.16	281	0.40	6.31	177.8	25.58	
1048	16.92	18.35	281	0.32	6.29	147.8	26.13	
1053	16.92	18.47	282	0.27	6.29	126.0	26.09	
1058	16.92	18.55	282	0.25	6.29	118.8	26.31	
1103	16.92	18.50	282	0.22	6.29	105.7	24.83	
1108	16.92	18.46	282	0.20	6.28	97.0	25.17	
1113	16.92	18.40	283	0.21	6.29	89.2	23.93	
1118	16.92	18.46	283	0.21	6.29	82.9	24.03	
1123	16.92	18.53	283	0.20	6.30	81.3	23.97	

SAMPLE COLLECTION DATA

Date:	5-13-14	Odor:	NONE
Time:	1135	Color:	SLIGHTLY BROWN

ANALYSES

# of Containers	Size/Type	Preservative	Analysis	Result
3	40 mL VOA	Hydrochloric (HCL)	VOCs	--
3	40 mL VOA	None	Chloroethanol	--
2	40 mL VOA	Trisodium Phosphate	Volatile Fatty Acids	--
2	40 mL VOA	None	Ethene, Ethane, Methane Acetylene	--
1	250 mL Plastic	None	Sulfate, Alkalinity, Chloride	--
1	250 mL Plastic	NaOH and zinc acetate	Sulfide	--
1	250 mL Plastic	Nitric (HNO3)	Metals (Mn, Fe)	--
1	250 mL Plastic	Sulfuric (H2SO4)	Ammonia, Nitrate and Nitrite	--
1	250 mL Glass (amber)	Sulfuric (H2SO4)	TOC	--
1	250 mL Plastic	Sulfuric (H2SO4)	Phosphate	--
1	1L Plastic	None	DHC, Vinyl Chloride Reductase	--
1	Glass Septa	None	Hydrogen	--
1	Hach Ampule	None	Ferrous Iron	0.06

WEATHER

Sunny (Cloudy) Partly Cloudy

Wind Direction: NONE

Wind Speed (mph) (0-10) 10-25 >25

Temperature: 530F

COMMENTS

Some GRANULES PRESENT IN WATER @ ITMW4 PUSHING TURBIDITY HIGHER. SLIGHTLY BROWN COLOR. PARTICLES APPEAR TO BE CLAYEY

ENVIRON - GROUND WATER SAMPLING LOG

PROJECT NUMBER: 3434399A | **WELL NUMBER:** ITMW-6

PROJECT NAME: Whirlpool, Ft. Smith, Arkansas

WELL PURGE DATA

Date	5-13-14	Well Construction	4" PVC
Time	1530	Total Volume Purged (gal)	1.75gal
Sampler	MJ ms	Pump is set at (ft)	
Water Level (ft)	22.1003	Well Measurement Technique	Electronic Water Level Meter
Total Depth (ft)		Well Purge Equipment	Peristaltic Pump
Screen Length (ft)	14.50		

FIELD PARAMETERS

Purge Time (5 min Δ)	DTW Feet (± 0.1)	Temp °C (±1)	Spec Cond µS/cm (± 3%)	DO mg/L (± 10%)	pH (±0.1)	ORP mV (± 10)	Turbidity NTUs (± 10%)	Flow (mL/min, <100)
1543	22.13	17.44	1309	2.45	5.94	276.8	1.97	100
1548	22.13	17.29	1318	2.19	5.89	280.1	1.92	
1553	22.12	17.39	1318	2.09	5.88	282.4	1.68	
1558	22.12	17.49	1317	2.11	5.89	286.1	1.78	
1603	22.12	17.49	1316	2.09	5.94	289.4	1.54	
1608	22.13	17.51	1315	1.99	5.92	294.5	1.64	
1613	22.12	17.43	1313	2.05	5.95	305.4	1.42	
1618	22.12	17.44	1310	2.10	5.94	314.9	1.40	
1623	22.12	17.46	1308	1.86	5.95	323.1	1.54	
1628	22.12	17.46	1307	1.96	5.96	330.1	1.36	
1633	22.12	17.47	1304	1.73	5.98	340.1	1.33	
1638	22.12	17.40	1301	1.95	5.92	352.2	1.25	
1643	22.12	17.36	1301	1.84	5.92	361.1	1.26	

SAMPLE COLLECTION DATA

Date:	5-13-14	Odor:	NONE
Time:	1655	Color:	CLEAR

ANALYSES

# of Containers	Size/Type	Preservative	Analysis	Result
3	40 mL VOA	Hydrochloric (HCL)	VOCs	--
3	40 mL VOA	None	Chloroethanol	--
2	40 mL VOA	Trisodium Phosphate	Volatile Fatty Acids	--
2	40 mL VOA	None	Ethene, Ethane, Methane Acetylene	--
1	250 mL Plastic	None	Sulfate, Alkalinity, Chloride	--
1	250 mL Plastic	NaOH and zinc acetate	Sulfide	--
1	250 mL Plastic	Nitric (HNO3)	Metals (Mn, Fe)	--
1	250 mL Plastic	Sulfuric (H2SO4)	Ammonia, Nitrate and Nitrite	--
1	250 mL Glass (amber)	Sulfuric (H2SO4)	TOC	--
1	250 mL Plastic	Sulfuric (H2SO4)	Phosphate	--
1	1L Plastic	None	DHC, Vinyl Chloride Reductase	--
1	Glass Septa	None	Hydrogen	--
1	Hach Ampule	None	Ferrous Iron	0.01

WEATHER

Sunny (Cloudy) Partly Cloudy

Wind Direction: E

Wind Speed (mph) (0-10) 10-25 >25

Temperature: 60°F

COMMENTS

ENVIRON - GROUND WATER SAMPLING LOG

PROJECT NUMBER: 3434399A | **WELL NUMBER:** FMW-7

PROJECT NAME: Whirlpool, Ft. Smith, Arkansas

WELL PURGE DATA

Date	5/15/2014	Well Construction	4" PVC
Time	1325	Total Volume Purged (gal)	
Sampler	Wes	Pump is set at (ft)	5' From the bottom of well
Water Level (ft)	20.02	Well Measurement Technique	Electronic Water Level Meter
Total Depth (ft)		Well Purge Equipment	Peristaltic Pump
Screen Length (ft)	15.0		

FIELD PARAMETERS

Purge Time (5 min Δ)	DTW Feet (± 0.1)	Temp °C (±1)	Spec Cond µS/cm (± 3%)	DO mg/L (± 10%)	pH (±0.1)	ORP mV (± 10)	Turbidity NTUs (± 10%)	Flow (mL/min, <100)
1325	20.02	15.23	1011	0.94	4.66	-97.5	0.94	100
1330	20.03	15.34	1012	0.79	4.65	-117.4	0.93	100
1335	20.03	15.53	1013	0.70	4.64	-124.3	1.02	100
1340	20.03	15.62	1013	0.76	4.66	-125.2	1.00	100
1345	20.03	15.79	1014	0.84	4.66	-129.5	0.92	100
1350	20.04	15.79	1013	0.74	4.65	-129.9	0.88	100

SAMPLE COLLECTION DATA

Date:	5/14/14	Odor:	NONE
Time:	1355	Color:	Clear

ANALYSES

# of Containers	Size/Type	Preservative	Analysis	Result
3	40 mL VOA	Hydrochloric (HCL)	VOCs	--
3	40 mL VOA	None	Chloroethanol	--
2	40 mL VOA	Trisodium Phosphate	Volatile Fatty Acids	--
2	40 mL VOA	None	Ethene, Ethane, Methane Acetylene	--
1	250 mL Plastic	None	Sulfate, Alkalinity, Chloride	--
1	250 mL Plastic	NaOH and zinc acetate	Sulfide	--
1	250 mL Plastic	Nitric (HNO3)	Metals (Mn, Fe)	--
1	250 mL Plastic	Sulfuric (H2SO4)	Ammonia, Nitrate and Nitrite	--
1	250 mL Glass (amber)	Sulfuric (H2SO4)	TOC	--
1	250 mL Plastic	Sulfuric (H2SO4)	Phosphate	--
1	1L Plastic	None	DHC, Vinyl Chloride Reductase	--
1	Glass Septa	None	Hydrogen	--
1	Hach Ampule	None	Ferrous Iron	0.00

WEATHER

Sunny Cloudy Partly (Cloudy) Rain

Wind Direction: SW

Wind Speed (mph) 0-10 (10-25) >25

Temperature: 54°

COMMENTS

ENVIRON - GROUND WATER SAMPLING LOG

PROJECT NUMBER: 3434399A | **WELL NUMBER:** ITMW-9

PROJECT NAME: Whirlpool, Ft. Smith, Arkansas

WELL PURGE DATA

Date	5-14-14	Well Construction	4" PVC
Time	1020	Total Volume Purged (gal)	1.5 gal
Sampler	MS	Pump is set at (ft)	
Water Level (ft)	20.76	Well Measurement Technique	Electronic Water Level Meter
Total Depth (ft)		Well Purge Equipment	Peristaltic Pump
Screen Length (ft)	13.50		

FIELD PARAMETERS

Purge Time (5 min Δ)	DTW Feet (± 0.1)	Temp °C (±1)	Spec Cond µS/cm (± 3%)	DO mg/L (± 10%)	pH (±0.1)	ORP mV (± 10)	Turbidity NTUs (± 10%)	Flow (mL/min, <100)
1030	20.80	16.29	731	2.86	5.63	298.0	0.57	100
1035	20.80	16.83	720	2.57	5.64	292.8	1.04	
1040	20.80	17.05	714	2.20	5.63	290.7	1.01	
1045	20.80	17.08	710	2.44	5.62	288.4	0.64	
1050	20.81	17.34	709	2.31	5.62	286.4	0.75	
1055	20.80	17.40	708	2.31	5.62	284.5	0.93	
1100	20.80	17.65	707	2.24	5.62	282.5	1.14	
1105	20.80	17.70	708	2.29	5.62	280.4	0.84	
1110	20.80	17.86	706	2.31	5.61	278.5	0.96	
					MS			
							MS	

SAMPLE COLLECTION DATA

Date:	5-14-14	Odor:	NONE
Time:	1130	Color:	CLEAR

ANALYSES

# of Containers	Size/Type	Preservative	Analysis	Result
3	40 mL VOA	Hydrochloric (HCL)	VOCs	--
3	40 mL VOA	None	Chloroethanol	--
2	40 mL VOA	Trisodium Phosphate	Volatile Fatty Acids	--
2	40 mL VOA	None	Ethene, Ethane, Methane Acetylene	--
1	250 mL Plastic	None	Sulfate, Alkalinity, Chloride	--
1	250 mL Plastic	NaOH and zinc acetate	Sulfide	--
1	250 mL Plastic	Nitric (HNO3)	Metals (Mn, Fe)	--
1	250 mL Plastic	Sulfuric (H2SO4)	Ammonia, Nitrate and Nitrite	--
1	250 mL Glass (amber)	Sulfuric (H2SO4)	TOC	--
1	250 mL Plastic	Sulfuric (H2SO4)	Phosphate	--
1	1L Plastic	None	DHC, Vinyl Chloride Reductase	--
1	Glass Septa	None	Hydrogen	--
1	Hach Ampule	None	Ferrous Iron	0.02 mg/L

WEATHER

Sunny (Cloudy) Partly Cloudy

Wind Direction: NONE

Wind Speed (mph) (0-10) 10-25 >25

Temperature: 58°F

COMMENTS

ENVIRON - GROUND WATER SAMPLING LOG

PROJECT NUMBER: 3434399A | **WELL NUMBER:** ITMW-10

PROJECT NAME: Whirlpool, Ft. Smith, Arkansas

WELL PURGE DATA

Date	05/14/2014	Well Construction	4 inch PVC
Time	1005	Total Volume Purged (gal)	~~1.36~~ 1.58
Sampler	JRM	Pump is set at (ft)	—
Water Level (ft)	19.72	Well Measurement Technique	Electronic Water Level Meter
Total Depth (ft)	—	Well Purge Equipment	Peristaltic Pump
Screen Length (ft)	10.95		

FIELD PARAMETERS

Purge Time (5 min Δ)	DTW Feet (± 0.1)	Temp °C (±1)	Spec Cond µS/cm (± 3%)	DO mg/L (± 10%)	pH (±0.1)	ORP mV (± 10)	Turbidity NTUs (± 10%)	Flow (mL/min, <100)
1045	19.80	17.25	729	4.13	5.93	90.6	0.85	100
1050	19.82	17.30	730	4.20	5.88	91.9	0.28	100
1055	19.84	17.54	731	4.06	5.84	93.5	0.42	100
1100	19.84	17.63	732	3.98	5.86	92.9	0.52	100
1105	19.84	17.70	732	4.03	5.79	94.7	0.66	100
1110	19.84	17.71	731	3.94	5.81	95.4	0.40	100
1115	19.84	17.87	731	3.89	5.82	95.5	0.42	100
1120	19.84	18.07	731	3.84	5.82	95.5	0.30	100
1125	19.84	18.24	731	3.78	5.83	95.3	0.24	100
1130	19.84	18.31	731	3.72	5.82	96.0	0.08	100
1135	19.84	18.48	730	3.71	5.82	96.0	0.47	100
1140	19.84	18.65	730	3.66	5.83	95.7	0.80	100
1145	19.84	18.82	729	3.56	5.82	95.7	1.57	100

SAMPLE COLLECTION DATA

Date: 05/14/2014 | Odor: None

Time: 1150 | Color: Clear

ANALYSES

# of Containers	Size/Type	Preservative	Analysis	Result
3	40 mL VOA	Hydrochloric (HCL)	VOCs	--
3	40 mL VOA	None	Chloroethanol	--
2	40 mL VOA	Trisodium Phosphate	Volatile Fatty Acids	--
2	40 mL VOA	None	Ethene, Ethane, Methane Acetylene	--
1	250 mL Plastic	None	Sulfate, Alkalinity, Chloride	--
1	250 mL Plastic	NaOH and zinc acetate	Sulfide	--
1	250 mL Plastic	Nitric (HNO3)	Metals (Mn, Fe)	--
1	250 mL Plastic	Sulfuric (H2SO4)	Ammonia, Nitrate and Nitrite	--
1	250 mL Glass (amber)	Sulfuric (H2SO4)	TOC	--
1	250 mL Plastic	Sulfuric (H2SO4)	Phosphate	--
1	1L Plastic	None	DHC, Vinyl Chloride Reductase	--
1	Glass Septa	None	Hydrogen	--
1	Hach Ampule	None	Ferrous Iron	0.00

WEATHER

Sunny Cloudy Partly (Cloudy)

Wind Direction: NNW

Wind Speed (mph) (0-10) 10-25 >25

Temperature: 53°F

COMMENTS

Rain, Turbidity did not stabilize within 10%, reached 1 hour purge and sampled

ENVIRON - GROUND WATER SAMPLING LOG

PROJECT NUMBER: 3434399A | **WELL NUMBER:** ITMW-11

PROJECT NAME: Whirlpool, Ft. Smith, Arkansas

WELL PURGE DATA

Date	5/15/14	Well Construction	4" PVC
Time	0805	Total Volume Purged (gal)	
Sampler	LUCY MARTIN	Pump is set at (ft)	25
Water Level (ft)	0805	Well Measurement Technique	Electronic Water Level Meter
Total Depth (ft)	~~30.9~~ 30.4	Well Purge Equipment	Peristaltic Pump
Screen Length (ft)	13.45		

FIELD PARAMETERS

Purge Time (5 min Δ)	DTW Feet (± 0.1)	Temp °C (±1)	Spec Cond µS/cm (± 3%)	DO mg/L (± 10%)	pH (±0.1)	ORP mV (± 10)	Turbidity NTUs (± 10%)	Flow (mL/min, <100)
0816	10.92	17.05	275	2.13	6.57	221.8	3.26	100
0821	10.92	17.40	273	1.93	6.50	221.9	3.61	100
0826	10.92	17.53	272	1.76	6.47	222.2	3.08	100
0831	10.93	17.60	272	1.61	6.44	219.0	2.54	100
0836	10.93	17.74	270	1.54	6.43	217.4	2.69	100
0841	10.93	17.85	~~270~~ 271	1.43	6.43	213.0	2.11	100
946	10.93	18.02	271	1.38	6.41	211.5	3.32	100

SAMPLE COLLECTION DATA

Date: 5/15/14	Odor:
Time: 0855	Color:

ANALYSES

# of Containers	Size/Type	Preservative	Analysis	Result
3	40 mL VOA	Hydrochloric (HCL)	VOCs	--
3	40 mL VOA	None	Chloroethanol	--
2	40 mL VOA	Trisodium Phosphate	Volatile Fatty Acids	--
2	40 mL VOA	None	Ethene, Ethane, Methane Acetylene	--
1	250 mL Plastic	None	Sulfate, Alkalinity, Chloride	--
1	250 mL Plastic	NaOH and zinc acetate	Sulfide	--
1	250 mL Plastic	Nitric (HNO3)	Metals (Mn, Fe)	--
1	250 mL Plastic	Sulfuric (H2SO4)	Ammonia, Nitrate and Nitrite	--
1	250 mL Glass (amber)	Sulfuric (H2SO4)	TOC	--
1	250 mL Plastic	Sulfuric (H2SO4)	Phosphate	--
1	1L Plastic	None	DHC, Vinyl Chloride Reductase	--
1	Glass Septa	None	Hydrogen	--
1	Hach Ampule	None	Ferrous Iron	0.25 mg/L

WEATHER

Sunny Cloudy (Partly) Cloudy

Wind Direction:

Wind Speed (mph) (0-10) 10-25 >25

Temperature: 55°F

COMMENTS

DUP.

ENVIRON - GROUND WATER SAMPLING LOG

PROJECT NUMBER: 3434399A | **WELL NUMBER:** ITMW-12

PROJECT NAME: Whirlpool, Ft. Smith, Arkansas

WELL PURGE DATA

Date	5-14-14	Well Construction	4" PVC
Time	1543	Total Volume Purged (gal)	1.5 GAL
Sampler	MS	Pump is set at (ft)	
Water Level (ft)	13.81	Well Measurement Technique	Electronic Water Level Meter
Total Depth (ft)		Well Purge Equipment	Peristaltic Pump
Screen Length (ft)	15.00		

FIELD PARAMETERS

Purge Time (5 min Δ)	DTW Feet (± 0.1)	Temp °C (±1)	Spec Cond µS/cm (± 3%)	DO mg/L (± 10%)	pH (±0.1)	ORP mV (± 10)	Turbidity NTUs (± 10%)	Flow (mL/min, <100)
1553	13.84	17.65	246	1.22	5.86	286.7	2.74	100
1558	13.84	17.51	239	0.96	5.85	281.5	2.18	
1603	13.84	17.63	239	0.85	5.87	276.0	1.92	
1608	13.83	17.77	240	0.82	5.87	271.8	1.52	
1613	13.83	17.91	240	0.78	5.87	268.4	1.71	
1618	13.83	18.06	240	0.74	5.87	265.4	1.78	
1623	13.83	18.12	240	0.73	5.86	261.5	1.89	
1628	13.83	17.98	240	0.78	5.84	260.2	1.72	
1633	13.83	18.06	240	0.78	5.84	259.0	1.72	↓
			MS					
								MS

SAMPLE COLLECTION DATA

Date:	5-14-14	Odor:	NONE
Time:	~~1600~~ MS 1700	Color:	CLEAR

ANALYSES

# of Containers	Size/Type	Preservative	Analysis	Result
3	40 mL VOA	Hydrochloric (HCL)	VOCs	--
3	40 mL VOA	None	Chloroethanol	--
2	40 mL VOA	Trisodium Phosphate	Volatile Fatty Acids	--
2	40 mL VOA	None	Ethene, Ethane, Methane Acetylene	--
1	250 mL Plastic	None	Sulfate, Alkalinity, Chloride	--
1	250 mL Plastic	NaOH and zinc acetate	Sulfide	--
1	250 mL Plastic	Nitric (HNO3)	Metals (Mn, Fe)	--
1	250 mL Plastic	Sulfuric (H2SO4)	Ammonia, Nitrate and Nitrite	--
1	250 mL Glass (amber)	Sulfuric (H2SO4)	TOC	--
1	250 mL Plastic	Sulfuric (H2SO4)	Phosphate	--
1	1L Plastic	None	DHC, Vinyl Chloride Reductase	--
1	Glass Septa	None	Hydrogen	--
1	Hach Ampule	None	Ferrous Iron	0.00

WEATHER

Sunny Cloudy (Partly Cloudy)

Wind Direction: W

Wind Speed (mph) (0-10) 10-25 >25

Temperature: 52 °F

COMMENTS

ENVIRON - GROUND WATER SAMPLING LOG

PROJECT NUMBER: 3434399A	**WELL NUMBER:** ITMW-13
PROJECT NAME: Whirlpool, Ft. Smith, Arkansas	

WELL PURGE DATA

Date	5-14-2014	Well Construction	4" PVC
Time	900	Total Volume Purged (gal)	
Sampler	WES	Pump is set at (ft)	5' from the bottom
Water Level (ft)	14.99	Well Measurement Technique	Electronic Water Level Meter
Total Depth (ft)		Well Purge Equipment	Peristaltic Pump
Screen Length (ft)	15.00		

FIELD PARAMETERS

Purge Time (5 min Δ)	DTW Feet (± 0.1)	Temp °C (±1)	Spec Cond µS/cm (± 3%)	DO mg/L (± 10%)	pH (±0.1)	ORP mV (± 10)	Turbidity NTUs (± 10%)	Flow (mL/min, <100)
9:12	15.00	16.00	268	2.24	5.40	-73.7	2.25	100 mL/min
9:20	15.00	15.99	259	2.00	5.38	-71.9	2.18	100 mL/min
9:25	15.00	16.05	255	2.17	5.34	-63.9	1.39	100 mL/min
9:30	15.00	16.15	252	2.12	5.33	-76.6	1.54	100
9:35	15.00	16.14	251	2.13	5.32	-74.8	1.72	100
9:40	15.00	16.18	247	WES 2.01	5.31	-73.3	1.23	100
9:45	15.00	16.19	247	1.95	5.31	-73.7	1.50	100
9:50	15.00	16.14	245	2.07	5.31	-71.6	1.60	100

SAMPLE COLLECTION DATA

Date: 5/14/2014	Odor: NONE
Time: 955	Color: Clear

ANALYSES

# of Containers	Size/Type	Preservative	Analysis	Result
3	40 mL VOA	Hydrochloric (HCL)	VOCs	--
3	40 mL VOA	None	Chloroethanol	--
2	40 mL VOA	Trisodium Phosphate	Volatile Fatty Acids	--
2	40 mL VOA	None	Ethene, Ethane, Methane Acetylene	--
1	250 mL Plastic	None	Sulfate, Alkalinity, Chloride	--
1	250 mL Plastic	NaOH and zinc acetate	Sulfide	--
1	250 mL Plastic	Nitric (HNO3)	Metals (Mn, Fe)	--
1	250 mL Plastic	Sulfuric (H2SO4)	Ammonia, Nitrate and Nitrite	--
1	250 mL Glass (amber)	Sulfuric (H2SO4)	TOC	--
1	250 mL Plastic	Sulfuric (H2SO4)	Phosphate	--
1	1L Plastic	None	DHC, Vinyl Chloride Reductase	--
1	Glass Septa	None	Hydrogen	--
1	Hach Ampule	None	Ferrous Iron	0.00

WEATHER

Sunny Cloudy Partly (Cloudy)

Wind Direction: Raining

Wind Speed (mph) (0-10) 10-25 >25

Temperature: 52°

COMMENTS

ENVIRON - GROUND WATER SAMPLING LOG

PROJECT NUMBER: 3434399A | **WELL NUMBER:** ITMW-14

PROJECT NAME: Whirlpool, Ft. Smith, Arkansas

WELL PURGE DATA

Date	05/14/2014	Well Construction	4 in. PVC
Time	0800	Total Volume Purged (gal)	0.408 gal 1.06
Sampler	J. Myers	Pump is set at (ft)	
Water Level (ft)	14.54	Well Measurement Technique	Electronic Water Level Meter
Total Depth (ft)	—	Well Purge Equipment	Peristaltic Pump
Screen Length (ft)	14.70		

FIELD PARAMETERS

Purge Time (5 min Δ)	DTW Feet (± 0.1)	Temp °C (±1)	Spec Cond µS/cm (± 3%)	DO mg/L (± 10%)	pH (±0.1)	ORP mV (± 10)	Turbidity NTUs (± 10%)	Flow (mL/min, <100)
0805	14.65	16.17	150	3.24	5.65	88.4	3.51	100
0810	14.66	16.24	147	3.70	5.64	88.3	3.15	100
0815	14.67	16.29	144	3.83	5.60	87.5	3.11	100
0820	14.67	16.38	144	3.71	5.56	88.6	3.26	100
0825	14.67	16.44	144	3.62	5.55	89.3	0.65	100
0830	14.68	16.39	143	3.29	5.56	88.6	0.79	100
0835	14.68	16.49	143	3.05	5.52	89.7	0.76	100
0840	14.68	16.48	143	3.01	5.52	89.9	0.77	100
0845	14.68	16.53	143	3.04	5.51	90.6	0.77	100

SAMPLE COLLECTION DATA

Date: 05/14/2014 | Odor: None

Time: 0855 | Color: Clear

ANALYSES

# of Containers	Size/Type	Preservative	Analysis	Result
3	40 mL VOA	Hydrochloric (HCL)	VOCs	--
3	40 mL VOA	None	Chloroethanol	--
2	40 mL VOA	Trisodium Phosphate	Volatile Fatty Acids	--
2	40 mL VOA	None	Ethene, Ethane, Methane Acetylene	--
1	250 mL Plastic	None	Sulfate, Alkalinity, Chloride	--
1	250 mL Plastic	NaOH and zinc acetate	Sulfide	--
1	250 mL Plastic	Nitric (HNO3)	Metals (Mn, Fe)	--
1	250 mL Plastic	Sulfuric (H2SO4)	Ammonia, Nitrate and Nitrite	--
1	250 mL Glass (amber)	Sulfuric (H2SO4)	TOC	--
1	250 mL Plastic	Sulfuric (H2SO4)	Phosphate	--
1	1L Plastic	None	DHC, Vinyl Chloride Reductase	--
1	Glass Septa	None	Hydrogen	--
1	Hach Ampule	None	Ferrous Iron	0.00

WEATHER

Sunny Cloudy Partly Cloudy

Wind Direction: North

Wind Speed (mph) 0-10 10-25 >25

Temperature: 52 °F

COMMENTS

Rain

ENVIRON - GROUND WATER SAMPLING LOG

PROJECT NUMBER: 3434399A | **WELL NUMBER:** ITMW-15

PROJECT NAME: Whirlpool, Ft. Smith, Arkansas

WELL PURGE DATA

Date	05/14/2014	Well Construction	4 inch PVC
Time	1600	Total Volume Purged (gal)	1.32
Sampler	JRm	Pump is set at (ft)	
Water Level (ft)	11.31 Jm 31	Well Measurement Technique	Electronic Water Level Meter
Total Depth (ft)		Well Purge Equipment	Peristaltic Pump
Screen Length (ft)	15.00		

FIELD PARAMETERS

Purge Time (5 min Δ)	DTW Feet (± 0.1)	Temp °C (±1)	Spec Cond µS/cm (± 3%)	DO mg/L (± 10%)	pH (±0.1)	ORP mV (± 10)	Turbidity NTUs (± 10%)	Flow (mL/min, <100)
1610	11.41	18.48	587	7.03	11.40	71.2	1.67	100
1615	11.41	18.83	664	7.02	11.41	76.6	0.98	100
1620	11.41	18.85	705	7.18	11.41	80.1	1.00	100
1625	11.41	18.94	706	7.12	11.39	83.4	0.62	100
1630	11.41	18.86	709	7.19	11.38	85.4	0.55	100
1635	11.41	18.82	705	7.20	12.36	87.1	0.64	100
1640	11.41	18.95	702	7.11	11.38	86.1	0.56	100
1645	11.41	18.83	699	7.10	11.35	87.7	0.42	100
1650	11.41	18.98	684	7.12	11.38	85.9	0.51	100
1655	11.41	19.04	685	7.18	11.36	86.3	0.53	100
1700	11.41	19.10	683	7.11	11.33	85.9	0.50	100

SAMPLE COLLECTION DATA

Date: 05/14/2014 | Odor: None

Time: 1705 | Color: Clear

ANALYSES

# of Containers	Size/Type	Preservative	Analysis	Result
3	40 mL VOA	Hydrochloric (HCL)	VOCs	--
3	40 mL VOA	None	Chloroethanol	--
2	40 mL VOA	Trisodium Phosphate	Volatile Fatty Acids	--
2	40 mL VOA	None	Ethene, Ethane, Methane Acetylene	--
1	250 mL Plastic	None	Sulfate, Alkalinity, Chloride	--
1	250 mL Plastic	NaOH and zinc acetate	Sulfide	--
1	250 mL Plastic	Nitric (HNO3)	Metals (Mn, Fe)	--
1	250 mL Plastic	Sulfuric (H2SO4)	Ammonia, Nitrate and Nitrite	--
1	250 mL Glass (amber)	Sulfuric (H2SO4)	TOC	--
1	250 mL Plastic	Sulfuric (H2SO4)	Phosphate	--
1	1L Plastic	None	DHC, Vinyl Chloride Reductase	--
1	Glass Septa	None	Hydrogen	--
1	Hach Ampule	None	Ferrous Iron	0.00

WEATHER

Sunny Cloudy (Partly) Cloudy

Wind Direction: North

Wind Speed (mph) (0-10) 10-25 >25

Temperature: 51°F

COMMENTS

Pump storm water from well vault.

Collected field duplicate "Dup2-201405" at blind time "1640"

ENVIRON - GROUND WATER SAMPLING LOG

PROJECT NUMBER: 3434399A | **WELL NUMBER:** ITMW-16

PROJECT NAME: Whirlpool, Ft. Smith, Arkansas

WELL PURGE DATA

Date	05/13/2014	Well Construction	4 inch PVC
Time	0825	Total Volume Purged (gal)	0.91
Sampler	J. Myers	Pump is set at (ft)	—
Water Level (ft)	141.61	Well Measurement Technique	Electronic Water Level Meter
Total Depth (ft)	—	Well Purge Equipment	Peristaltic Pump
Screen Length (ft)	15.00		

FIELD PARAMETERS

Purge Time (5 min Δ)	DTW Feet (± 0.1)	Temp °C (±1)	Spec Cond µS/cm (± 3%)	DO mg/L (± 10%)	pH (±0.1)	ORP mV (± 10)	Turbidity NTUs (± 10%)	Flow (mL/min, <100)
0830	14.76	17.17	156	7.42	6.12	208.6	54.3	100
0835	14.79	17.44	152	7.28	6.30	200.7	62.3	100
0840	14.87	17.70	148	7.34	6.33	201.8	63.6	100
0845	14.90	17.87	145	7.36	6.35	203.9	63.4	100
0850	14.92	18.09	146	7.37	6.37	205.9	62.2	100
0855	14.95	18.31	146	7.36	6.38	209.3	62.3	100
0900	14.96	18.40	147	6.95	6.41	209.0	62.9	100
0905	14.96	18.50	146	7.64	6.40	208.3	62.9	100
0910	14.96	18.47	146	7.43	6.42	208.3	6.24	100

END

SAMPLE COLLECTION DATA

Date: 05/13/2014 | Odor: None

Time: 0915 | Color: light brown/clear

ANALYSES

# of Containers	Size/Type	Preservative	Analysis	Result
3	40 mL VOA	Hydrochloric (HCL)	VOCs	--
3	40 mL VOA	None	Chloroethanol	--
2	40 mL VOA	Trisodium Phosphate	Volatile Fatty Acids	--
2	40 mL VOA	None	Ethene, Ethane, Methane Acetylene	--
1	250 mL Plastic	None	Sulfate, Alkalinity, Chloride	--
1	250 mL Plastic	NaOH and zinc acetate	Sulfide	--
1	250 mL Plastic	Nitric (HNO3)	Metals (Mn, Fe)	--
1	250 mL Plastic	Sulfuric (H2SO4)	Ammonia, Nitrate and Nitrite	--
1	250 mL Glass (amber)	Sulfuric (H2SO4)	TOC	--
1	250 mL Plastic	Sulfuric (H2SO4)	Phosphate	--
1	1L Plastic	None	DHC, Vinyl Chloride Reductase	--
1	Glass Septa	None	Hydrogen	--
1	Hach Ampule	None	Ferrous Iron	0.00

WEATHER

Sunny Cloudy Partly (Cloudy)

Wind Direction: WNW

Wind Speed (mph) (0-10) 10-25 >25

Temperature: 55°F

COMMENTS

END

ENVIRON - GROUND WATER SAMPLING LOG

PROJECT NUMBER: 3434399A | **WELL NUMBER:** ITMW-17

PROJECT NAME: Whirlpool, Ft. Smith, Arkansas

WELL PURGE DATA

Date	5/15/14	Well Construction	4" PVC
Time	0814	Total Volume Purged (gal)	0.9
Sampler	N. Zurmeller	Pump is set at (ft)	26.5' btoc
Water Level (ft)	14.91 btoc	Well Measurement Technique	Electronic Water Level Meter
Total Depth (ft)	31.52 btoc	Well Purge Equipment	Peristaltic Pump
Screen Length (ft)	15.00		

FIELD PARAMETERS

Purge Time (5 min Δ)	DTW Feet (± 0.1)	Temp °C (±1)	Spec Cond µS/cm (± 3%)	DO mg/L (± 10%)	pH (±0.1)	ORP mV (± 10)	Turbidity NTUs (± 10%)	Flow (mL/min, <100)
0823	14.92	16.98	1060	4.99	5.46	~~5.45~~ 317.9	1.67	100
0828	14.92	17.37	1057	4.58	5.45	313.8	1.66	100
0833	14.92	17.55	1054	4.47	5.44	314.5	2.02	100
0838	14.92	17.72	1053	4.32	5.42	315.4	2.05	100
0843	14.92	17.81	1053	4.33	5.39	316.0	1.86	100
0848	14.92	17.89	1052	4.21	5.36	316.8	1.75	100

SAMPLE COLLECTION DATA

Date: 5/15/14	Odor: None
Time: 0850	Color: Clear

ANALYSES

# of Containers	Size/Type	Preservative	Analysis	Result
3	40 mL VOA	Hydrochloric (HCL)	VOCs	--
3	40 mL VOA	None	Chloroethanol	--
2	40 mL VOA	Trisodium Phosphate	Volatile Fatty Acids	--
2	40 mL VOA	None	Ethene, Ethane, Methane Acetylene	--
1	250 mL Plastic	None	Sulfate, Alkalinity, Chloride	--
1	250 mL Plastic	NaOH and zinc acetate	Sulfide	--
1	250 mL Plastic	Nitric (HNO3)	Metals (Mn, Fe)	--
1	250 mL Plastic	Sulfuric (H2SO4)	Ammonia, Nitrate and Nitrite	--
1	250 mL Glass (amber)	Sulfuric (H2SO4)	TOC	--
1	250 mL Plastic	Sulfuric (H2SO4)	Phosphate	--
1	1L Plastic	None	DHC, Vinyl Chloride Reductase	--
1	Glass Septa	None	Hydrogen	--
1	Hach Ampule	None	Ferrous Iron	0.06 mg/L

WEATHER

Sunny Cloudy (Partly Cloudy)

Wind Direction: East

Wind Speed (mph) (0-10) 10-25 >25

Temperature: 50° F

COMMENTS

Sampled DUP-3-201405

ENVIRON - GROUND WATER SAMPLING LOG

PROJECT NUMBER: 3434399A | **WELL NUMBER:** ITMW-18

PROJECT NAME: Whirlpool, Ft. Smith, Arkansas

WELL PURGE DATA

Date	5/15/14	Well Construction	4" PVC
Time	0805	Total Volume Purged (gal)	2.5
Sampler	THK	Pump is set at (ft)	25
Water Level (ft)	10.71	Well Measurement Technique	Electronic Water Level Meter
Total Depth (ft)	30.71	Well Purge Equipment	Peristaltic Pump
Screen Length (ft)	15.00		

FIELD PARAMETERS

Purge Time (5 min Δ)	DTW Feet (± 0.1)	Temp °C (±1)	Spec Cond µS/cm (± 3%)	DO mg/L (± 10%)	pH (±0.1)	ORP mV (± 10)	Turbidity NTUs (± 10%)	Flow (mL/min, <100)
0819	10.76	16.24	1147	~~3.19~~ ~~2.23~~	6.01	150.9	0.85	100
0824	10.76	16.40	1149	2.16	5.98	158.4	2.30	100
0829	10.76	16.54	1148	2.03	5.96	163.2	1.98	100
0834	10.76	16.72	1148	2.07	5.94	168.9	1.43	100
0839	10.76	16.88	1150	1.87	5.93	169.9	2.57	100
0844	10.76	16.87	1148	1.85	5.91	175.7	2.47	100
0849	10.76	16.91	1149	1.79	5.91	179.6		

SAMPLE COLLECTION DATA

Date: 5/15/14	Odor: None
Time: 0855	Color: Clear

ANALYSES

# of Containers	Size/Type	Preservative	Analysis	Result
3	40 mL VOA	Hydrochloric (HCL)	VOCs	--
3	40 mL VOA	None	Chloroethanol	--
2	40 mL VOA	Trisodium Phosphate	Volatile Fatty Acids	--
2	40 mL VOA	None	Ethene, Ethane, Methane Acetylene	--
1	250 mL Plastic	None	Sulfate, Alkalinity, Chloride	--
1	250 mL Plastic	NaOH and zinc acetate	Sulfide	--
1	250 mL Plastic	Nitric (HNO3)	Metals (Mn, Fe)	--
1	250 mL Plastic	Sulfuric (H2SO4)	Ammonia, Nitrate and Nitrite	--
1	250 mL Glass (amber)	Sulfuric (H2SO4)	TOC	--
1	250 mL Plastic	Sulfuric (H2SO4)	Phosphate	--
1	1L Plastic	None	DHC, Vinyl Chloride Reductase	--
1	Glass Septa	None	Hydrogen	--
1	Hach Ampule	None	Ferrous Iron	0.20 mg/L

WEATHER

Sunny Cloudy (Partly) (Cloudy)

Wind Direction: N

Wind Speed (mph) (0-10) 10-25 >25

Temperature: 52°F

COMMENTS

DUP-5-201405

ENVIRON - GROUND WATER SAMPLING LOG

PROJECT NUMBER: 3434399A | **WELL NUMBER:** ITMW-19

PROJECT NAME: Whirlpool, Ft. Smith, Arkansas

WELL PURGE DATA

Date	5/15/14	Well Construction	4" PVC
Time	1000	Total Volume Purged (gal)	1.0
Sampler	THK	Pump is set at (ft)	27
Water Level (ft)	13.30	Well Measurement Technique	Electronic Water Level Meter
Total Depth (ft)	33	Well Purge Equipment	Peristaltic Pump
Screen Length (ft)	15.00		

FIELD PARAMETERS

Purge Time (5 min Δ)	DTW Feet (± 0.1)	Temp °C (±1)	Spec Cond µS/cm (± 3%)	DO mg/L (± 10%)	pH (±0.1)	ORP mV (± 10)	Turbidity NTUs (± 10%)	Flow (mL/min, <100)
1007	13.43	17.69	1138	3.79	6.77	285.9	0.96	100
1012	13.43	17.55	1136	3.71	6.79	275.0	0.57	100
1017	13.43	17.65	1135	3.70	6.76	261.7	0.82	100
1022	13.43	17.75	1134	3.76	6.75	252.0	0.22	100
1027	13.44	17.94	1132	3.68	6.74	244.1	0.26	100
1032	13.44	18.01	1133	3.61	6.73	235.2	1.37	100
1037	13.44	18.00	1131	3.42	6.71	228.6	1.11	100

SAMPLE COLLECTION DATA

Date: 5/15/14 | Odor: None

Time: 1040 | Color: Clear

ANALYSES

# of Containers	Size/Type	Preservative	Analysis	Result
3	40 mL VOA	Hydrochloric (HCL)	VOCs	--
3	40 mL VOA	None	Chloroethanol	--
2	40 mL VOA	Trisodium Phosphate	Volatile Fatty Acids	--
2	40 mL VOA	None	Ethene, Ethane, Methane Acetylene	--
1	250 mL Plastic	None	Sulfate, Alkalinity, Chloride	--
1	250 mL Plastic	NaOH and zinc acetate	Sulfide	--
1	250 mL Plastic	Nitric (HNO3)	Metals (Mn, Fe)	--
1	250 mL Plastic	Sulfuric (H2SO4)	Ammonia, Nitrate and Nitrite	--
1	250 mL Glass (amber)	Sulfuric (H2SO4)	TOC	--
1	250 mL Plastic	Sulfuric (H2SO4)	Phosphate	--
1	1L Plastic	None	DHC, Vinyl Chloride Reductase	--
1	Glass Septa	None	Hydrogen	--
1	Hach Ampule	None	Ferrous Iron	0.77 mg/L

WEATHER

Sunny Cloudy (Partly) Cloudy

Wind Direction: N

Wind Speed (mph) (0-10) 10-25 >25

Temperature: 57°F

COMMENTS

Dup-6-20140505

ENVIRON - GROUND WATER SAMPLING LOG

PROJECT NUMBER: 3434399A | **WELL NUMBER:** ITMW-20

PROJECT NAME: Whirlpool, Ft. Smith, Arkansas

WELL PURGE DATA

Date	5-12-14	Well Construction	4" PVC
Time	1444	Total Volume Purged (gal)	1.5 gal
Sampler	MS	Pump is set at (ft)	27.28'
Water Level (ft)	13.99'	Well Measurement Technique	Electronic Water Level Meter
Total Depth (ft)	32.28'	Well Purge Equipment	Peristaltic Pump
Screen Length (ft)	15.00		

FIELD PARAMETERS

Purge Time (5 min Δ)	DTW Feet (± 0.1)	Temp °C (±1)	Spec Cond µS/cm (± 3%)	DO mg/L (± 10%)	pH (±0.1)	ORP mV (± 10)	Turbidity NTUs (± 10%)	Flow (mL/min, <100)
1511	14.24	20.35	615	4.62	6.19	275.8	0.49	100
1516	14.28	20.58	615	4.18	6.24	260.5	0.83	
1521	14.31	20.29	613	4.25	6.45	240.0	1.54	
1526	14.31	20.25	611	3.40	6.45	233.6	0.57	
1531	14.31	20.24	611	3.68	6.59	220.3	0.93	
1536	14.31	20.19	610	3.83	6.65	214.4	0.80	
1541	14.31	20.17	609	3.23	6.70	209.1	0.41	
1546	14.31	20.08	608	3.27	6.71	207.5	0.57	
1551	14.31	20.08	607	3.12	6.71	206.1	0.27	
1556	14.31	20.11	606	3.12	6.72	204.5	0.50	
1601	14.31	20.10	606	3.11	6.72	203.8	0.74	↓
		MS			MS		MS	

SAMPLE COLLECTION DATA

Date:	5-12-14	Odor:	NONE
Time:	1610	Color:	CLEAR

ANALYSES

# of Containers	Size/Type	Preservative	Analysis	Result
3	40 mL VOA	Hydrochloric (HCL)	VOCs	✓ --
3	40 mL VOA	None	Chloroethanol	✓ --
2	40 mL VOA	Trisodium Phosphate	Volatile Fatty Acids	✓ --
2	40 mL VOA	None	Ethene, Ethane, Methane Acetylene	✓ --
1	250 mL Plastic	None	Sulfate, Alkalinity, Chloride	✓ --
1	250 mL Plastic	NaOH and zinc acetate	Sulfide	✓ --
1	250 mL Plastic	Nitric (HNO3)	Metals (Mn, Fe)	✓ --
1	250 mL Plastic	Sulfuric (H2SO4)	Ammonia, Nitrate and Nitrite	✓ --
1	250 mL Glass (amber)	Sulfuric (H2SO4)	TOC	✓ --
1	250 mL Plastic	Sulfuric (H2SO4)	Phosphate	✓ --
1	1L Plastic	None	DHC, Vinyl Chloride Reductase	✓ --
1	Glass Septa	None	Hydrogen	--
1	Hach Ampule	None	Ferrous Iron	0.0

WEATHER

Sunny Cloudy (Partly Cloudy)

Wind Direction: N

Wind Speed (mph) (0-10) 10-25 >25

Temperature: 74°F

COMMENTS

ENVIRON - GROUND WATER SAMPLING LOG

PROJECT NUMBER: 3434399A | **WELL NUMBER:** ITMW-21

PROJECT NAME: Whirlpool, Ft. Smith, Arkansas

WELL PURGE DATA

Date	5-14-13 MS	Well Construction	4" PVC
Time	0811	Total Volume Purged (gal)	1.5 GAL
Sampler	MS	Pump is set at (ft)	
Water Level (ft)	13.21	Well Measurement Technique	Electronic Water Level Meter
Total Depth (ft)		Well Purge Equipment	Peristaltic Pump
Screen Length (ft)	15.00		

FIELD PARAMETERS

Purge Time (5 min Δ)	DTW Feet (± 0.1)	Temp °C (±1)	Spec Cond µS/cm (± 3%)	DO mg/L (± 10%)	pH (±0.1)	ORP mV (± 10)	Turbidity NTUs (± 10%)	Flow (mL/min, <100)
0822	13.41	14.27	2205	3.04	4.65	328.02	0.52	100
0827	13.45	14.47	2216	2.63	4.71	318.70	0.22	
0832	13.46	14.49	2225	2.60	4.77	314.20	0.15	
0837	13.51	14.46	2237	2.31	4.81	311.5	0.39	
0842	13.52	14.56	2235	2.57	4.81	310.8	0.08	
0847	13.52	14.59	2235	2.60	4.84	310.0	0.16	
0852	13.54	14.69	2233	2.43	4.84	309.8	0.53	
0857	13.54	14.71	2236	2.36	4.85	309.8	0.59	
0902	13.54	14.73	2235	2.51	4.89	309.7	0.56	↓
			MS				MS	

SAMPLE COLLECTION DATA

Date:	5-14-13	Odor:	NONE
Time:	0920	Color:	CLEAR

ANALYSES

# of Containers	Size/Type	Preservative	Analysis	Result
3	40 mL VOA	Hydrochloric (HCL)	VOCs	--
3	40 mL VOA	None	Chloroethanol	--
2	40 mL VOA	Trisodium Phosphate	Volatile Fatty Acids	--
2	40 mL VOA	None	Ethene, Ethane, Methane Acetylene	--
1	250 mL Plastic	None	Sulfate, Alkalinity, Chloride	--
1	250 mL Plastic	NaOH and zinc acetate	Sulfide	--
1	250 mL Plastic	Nitric (HNO3)	Metals (Mn, Fe)	--
1	250 mL Plastic	Sulfuric (H2SO4)	Ammonia, Nitrate and Nitrite	--
1	250 mL Glass (amber)	Sulfuric (H2SO4)	TOC	--
1	250 mL Plastic	Sulfuric (H2SO4)	Phosphate	--
1	1L Plastic	None	DHC, Vinyl Chloride Reductase	--
1	Glass Septa	None	Hydrogen	--
1	Hach Ampule	None	Ferrous Iron	0.00

WEATHER

Sunny (Cloudy) Partly Cloudy

Wind Direction: None

Wind Speed (mph) (0-10) 10-25 >25

Temperature: 52 °F

COMMENTS

RAINING / DRIZZLE ALL THROUGH SAMPLING

ENVIRON - GROUND WATER SAMPLING LOG

PROJECT NUMBER: 3434399A | **WELL NUMBER:** MW-22

PROJECT NAME: Whirlpool, Ft. Smith, Arkansas

WELL PURGE DATA

Date	May 12, 2014	Well Construction	4" PVC
Time	WES 1410	Total Volume Purged (gal) L	3.5 L
Sampler	WES ITHK	Pump is set at (ft)	5' from bottom
Water Level (ft)	11.75	Well Measurement Technique	Electronic Water Level Meter
Total Depth (ft)	29.91	Well Purge Equipment	Peristaltic Pump
Screen Length (ft)	15.00		

FIELD PARAMETERS

Purge Time (5 min Δ)	DTW Feet (± 0.1)	Temp °C (±1)	Spec Cond µS/cm (± 3%)	DO mg/L (± 10%)	pH (±0.1)	ORP mV (± 10)	Turbidity NTUs (± 10%)	Flow (mL/min, <100)
~~1445~~								
~~1540~~	11.75	23.04	149	0.68	2.30	66.4	0.66	100
1450	11.75	22.85	144	0.68	2.14	44.0	1.61	100
1455	11.75	22.65	142	0.61	2.14	39.1	2.20	100
1500	11.75	22.59	142	0.60	2.10	37.0	4.86	100
1505	11.75	22.47	142	0.60	2.11	36.1	0.31	100
1510	11.75	22.54	141	0.57	2.12	30.0	0.71	100
1515	11.75	22.47	142	0.56	2.13	26.4	0.24	100

SAMPLE COLLECTION DATA

Date: 5/12/2014 | Odor: NONE

Time: WES 1520 | Color: Clear

ANALYSES

# of Containers	Size/Type	Preservative	Analysis	Result
3	40 mL VOA	Hydrochloric (HCL)	VOCs	--
3	40 mL VOA	None	Chloroethanol	--
2	40 mL VOA	Trisodium Phosphate	Volatile Fatty Acids	--
2	40 mL VOA	None	Ethene, Ethane, Methane Acetylene	--
1	250 mL Plastic	None	Sulfate, Alkalinity, Chloride	--
1	250 mL Plastic	NaOH and zinc acetate	Sulfide	--
1	250 mL Plastic	Nitric (HNO3)	Metals (Mn, Fe)	--
1	250 mL Plastic	Sulfuric (H2SO4)	Ammonia, Nitrate and Nitrite	--
1	250 mL Glass (amber)	Sulfuric (H2SO4)	TOC	--
1	250 mL Plastic	Sulfuric (H2SO4)	Phosphate	--
1	1L Plastic	None	DHC, Vinyl Chloride Reductase	--
1	Glass Septa	None	Hydrogen	--
1	Hach Ampule	None	Ferrous Iron	0.05 mg/L

WEATHER

Sunny Cloudy (Partly Cloudy)

Wind Direction: SW

Wind Speed (mph) (0-10) 10-25 >25

Temperature: 78°

COMMENTS

ENVIRON - GROUND WATER SAMPLING LOG

PROJECT NUMBER: 3434399A | **WELL NUMBER:** MW-25

PROJECT NAME: Whirlpool, Ft. Smith, Arkansas

WELL PURGE DATA

Date	5/15/14	Well Construction	4" PVC
Time	0955	Total Volume Purged (gal)	0.9
Sampler	N. Zurweller	Pump is set at (ft)	30.0 - btoc
Water Level (ft)	13.65 btoc	Well Measurement Technique	Electronic Water Level Meter
Total Depth (ft)	25.02 - btoc	Well Purge Equipment	Peristaltic Pump
Screen Length (ft)	15.00		

FIELD PARAMETERS

Purge Time (5 min Δ)	DTW Feet (± 0.1)	Temp °C (±1)	Spec Cond µS/cm (± 3%)	DO mg/L (± 10%)	pH (±0.1)	ORP mV (± 10)	Turbidity NTUs (± 10%)	Flow (mL/min, <100)
1005	13.72	16.44	1288	1.70	4.86	324.9	1.62	100
1010	13.72	16.60	1289	1.46	4.87	324.2	1.66	100
1015	13.72	16.72	1290	1.29	4.88	322.3	1.50	100
1020	13.72	16.79	1289	1.35	4.88	321.8	0.90	100
1025	13.72	16.91	1289 1290	1.37	4.89	321.4	1.16	100
1030	13.72	17.11		1.45	4.88	320.1	0.74	100

SAMPLE COLLECTION DATA

Date: 5/15/14	Odor: Solvent odor
Time: 1035	Color: Clear

ANALYSES

# of Containers	Size/Type	Preservative	Analysis	Result
3	40 mL VOA	Hydrochloric (HCL)	VOCs	--
3	40 mL VOA	None	Chloroethanol	--
2	40 mL VOA	Trisodium Phosphate	Volatile Fatty Acids	--
2	40 mL VOA	None	Ethene, Ethane, Methane Acetylene	--
1	250 mL Plastic	None	Sulfate, Alkalinity, Chloride	--
1	250 mL Plastic	NaOH and zinc acetate	Sulfide	--
1	250 mL Plastic	Nitric (HNO3)	Metals (Mn, Fe)	--
1	250 mL Plastic	Sulfuric (H2SO4)	Ammonia, Nitrate and Nitrite	--
1	250 mL Glass (amber)	Sulfuric (H2SO4)	TOC	--
1	250 mL Plastic	Sulfuric (H2SO4)	Phosphate	--
1	1L Plastic	None	DHC, Vinyl Chloride Reductase	--
1	Glass Septa	None	Hydrogen	--
1	Hach Ampule	None	Ferrous Iron	0.13 mg/L

WEATHER

Sunny Cloudy (Partly Cloudy)

Wind Direction: East

Wind Speed (mph) (0-10) 10-25 >25

Temperature: 65°F

COMMENTS

Solvent odor

ENVIRON - GROUND WATER SAMPLING LOG

PROJECT NUMBER: 3434399A | **WELL NUMBER:** MW-26

PROJECT NAME: Whirlpool, Ft. Smith, Arkansas

WELL PURGE DATA

Date	5/12/2014	Well Construction	PVC
Time	1445	Total Volume Purged (gal)	2.49
Sampler	J. Myers	Pump is set at (ft)	—
Water Level (ft)	13.96	Well Measurement Technique	Electronic Water Level Meter
Total Depth (ft)	37.00	Well Purge Equipment	Peristaltic Pump
Screen Length (ft)	15.00		

FIELD PARAMETERS

Purge Time (5 min Δ)	DTW Feet (± 0.1)	Temp °C (±1)	Spec Cond µS/cm (± 3%)	DO mg/L (± 10%)	pH (±0.1)	ORP mV (± 10)	Turbidity NTUs (± 10%)	Flow (mL/min, <100)
1450	14.24	20.18	927	20.1	4.83	217.7	1.09	200
1455	14.32	20.09	903	19.6	4.45	248.2	1.10	200
1500	14.38	20.05	899	17.3	4.61	248.1	0.84	200
1505	14.42	19.98	885	16.0	4.79	245.4	1.02	200
1510	14.43	20.00	884	15.2	4.86	233.4	1.82	200
1515	14.43	20.13	866	13.4	4.91	233.7	0.82	200
1520	14.45	20.12	865	13.3	4.95	225.5	2.51	200
1525	14.45	20.10	860	12.9	4.99	216.7	0.71	200
1530	14.45	20.15	854	12.6	5.01	219.6	0.51	200
1535	14.46	19.96	850	12.4	5.03	220.5	0.92	200
1540	14.46	19.96	848	12.0	5.05	223.1	0.91	200
1545	14.46	19.96	847	11.9	5.03	225.0	0.93	

SAMPLE COLLECTION DATA

Date: 2014/05/12 | Odor: None

Time: 1550 | Color: Clear

ANALYSES

# of Containers	Size/Type	Preservative	Analysis	Result
3	40 mL VOA	Hydrochloric (HCL)	VOCs	--
3	40 mL VOA	None	Chloroethanol	--
2	40 mL VOA	Trisodium Phosphate	Volatile Fatty Acids	--
2	40 mL VOA	None	Ethene, Ethane, Methane Acetylene	--
1	250 mL Plastic	None	Sulfate, Alkalinity, Chloride	--
1	250 mL Plastic	NaOH and zinc acetate	Sulfide	--
1	250 mL Plastic	Nitric (HNO3)	Metals (Mn, Fe)	--
1	250 mL Plastic	Sulfuric (H2SO4)	Ammonia, Nitrate and Nitrite	--
1	250 mL Glass (amber)	Sulfuric (H2SO4)	TOC	--
1	250 mL Plastic	Sulfuric (H2SO4)	Phosphate	--
1	1L Plastic	None	DHC, Vinyl Chloride Reductase	--
1	Glass Septa	None	Hydrogen	--
1	Hach Ampule	None	Ferrous Iron	0.00 mg/L

WEATHER

Sunny (Cloudy) Partly Cloudy

Wind Direction: N NW (W) S

Wind Speed (mph) (0-10) 10-25 >25

Temperature: 86 °F

COMMENTS

ENVIRON - GROUND WATER SAMPLING LOG

PROJECT NUMBER: 3434399A | **WELL NUMBER:** MW-27

PROJECT NAME: Whirlpool, Ft. Smith, Arkansas

WELL PURGE DATA

Date	05/13/2014	Well Construction	PVC
Time	10:20	Total Volume Purged (gal)	0.68
Sampler	J. Myers	Pump is set at (ft)	—
Water Level (ft)	12.16	Well Measurement Technique	Electronic Water Level Meter
Total Depth (ft)	—	Well Purge Equipment	Peristaltic Pump
Screen Length (ft)	15.00		

FIELD PARAMETERS

Purge Time (5 min Δ)	DTW Feet (± 0.1)	Temp °C (±1)	Spec Cond µS/cm (± 3%)	DO mg/L (± 10%)	pH (±0.1)	ORP mV (± 10)	Turbidity NTUs (± 10%)	Flow (mL/min, <100)
1030	12.31	19.03	165	4.31	6.13	188.7	60.7	100
1035	12.32	19.52	158	3.86	6.05	189.9	30.2	100
1040	12.32	19.51	154	3.68	6.01	191.5	28.8	100
1045	12.32	19.60	154	3.69	6.02	192.4	27.2	100
1050	12.32	19.65	156	3.58	6.00	193.5	28.4	100
1055	12.32	19.86	159	3.53	5.99	191.7	26.1	100
1100	12.32	19.89	162	3.43	5.98	189.3	27.1	100

SAMPLE COLLECTION DATA

Date: 05/13/2014 | Odor: None

Time: 1105 | Color: Clear, light brown

ANALYSES

# of Containers	Size/Type	Preservative	Analysis	Result
3	40 mL VOA	Hydrochloric (HCL)	VOCs	--
3	40 mL VOA	None	Chloroethanol	--
2	40 mL VOA	Trisodium Phosphate	Volatile Fatty Acids	--
2	40 mL VOA	None	Ethene, Ethane, Methane Acetylene	--
1	250 mL Plastic	None	Sulfate, Alkalinity, Chloride	--
1	250 mL Plastic	NaOH and zinc acetate	Sulfide	--
1	250 mL Plastic	Nitric (HNO3)	Metals (Mn, Fe)	--
1	250 mL Plastic	Sulfuric (H2SO4)	Ammonia, Nitrate and Nitrite	--
1	250 mL Glass (amber)	Sulfuric (H2SO4)	TOC	--
1	250 mL Plastic	Sulfuric (H2SO4)	Phosphate	--
1	1L Plastic	None	DHC, Vinyl Chloride Reductase	--
1	Glass Septa	None	Hydrogen	--
1	Hach Ampule	None	Ferrous Iron	0.01

WEATHER

Sunny Cloudy Partly (Cloudy)

Wind Direction: NW

Wind Speed (mph) (0-10) 10-25 >25

Temperature: 55°F

COMMENTS

ENVIRON - GROUND WATER SAMPLING LOG

PROJECT NUMBER: 3434399A | **WELL NUMBER:** MW-28

PROJECT NAME: Whirlpool, Ft. Smith, Arkansas

WELL PURGE DATA

Date	5-13-14	Well Construction	2" PVC
Time	0806	Total Volume Purged (gal)	1.75gal
Sampler	MS	Pump is set at (ft)	
Water Level (ft)	7.50	Well Measurement Technique	Electronic Water Level Meter
Total Depth (ft)		Well Purge Equipment	Peristaltic Pump
Screen Length (ft)	15.00		

FIELD PARAMETERS

Purge Time (5 min Δ)	DTW Feet (± 0.1)	Temp °C (±1)	Spec Cond µS/cm (± 3%)	DO mg/L (± 10%)	pH (±0.1)	ORP mV (± 10)	Turbidity NTUs (± 10%)	Flow (mL/min, <100)
0819	7.76	18.31	423	0.76	5.91	290.8	2.12	100
0824	7.79	18.03	424	0.46	5.96	279.9	2.16	
0829	7.79	17.82	423	0.41	5.96	275.0	4.47	
0834	7.80	17.69	422	0.31	5.97	269.3	5.39	
0839	7.82	17.73	420	0.28	5.97	264.1	2.63	
0844	7.83	17.83	419	0.25	5.98	258.2	1.73	
0849	7.84	17.93	418	0.24	5.98	250.7	3.63	
0854	7.84	18.00	417	0.21	5.99	242.2	2.56	
0859	7.85	18.09	417	0.24	6.01	234.9	2.00	
0904	7.85	18.10	416	0.25	6.01	228.1	2.33	
0909	7.87	18.13	416	0.24	6.02	222.2	3.10	
0914	7.88	18.10	416	0.26	6.02	218.1	1.67	
0919	7.89	18.13	415	0.31	6.02	213.2	2.82	↓
					MS			

SAMPLE COLLECTION DATA

Date: 5-13-14	Odor:
Time: 0930	Color:

ANALYSES

# of Containers	Size/Type	Preservative	Analysis	Result
3	40 mL VOA	Hydrochloric (HCL)	VOCs	--
3	40 mL VOA	None	Chloroethanol	--
2	40 mL VOA	Trisodium Phosphate	Volatile Fatty Acids	--
2	40 mL VOA	None	Ethene, Ethane, Methane Acetylene	--
1	250 mL Plastic	None	Sulfate, Alkalinity, Chloride	--
1	250 mL Plastic	NaOH and zinc acetate	Sulfide	--
1	250 mL Plastic	Nitric (HNO3)	Metals (Mn, Fe)	--
1	250 mL Plastic	Sulfuric (H2SO4)	Ammonia, Nitrate and Nitrite	--
1	250 mL Glass (amber)	Sulfuric (H2SO4)	TOC	--
1	250 mL Plastic	Sulfuric (H2SO4)	Phosphate	--
1	1L Plastic	None	DHC, Vinyl Chloride Reductase	--
1	Glass Septa	None	Hydrogen	--
1	Hach Ampule	None	Ferrous Iron	0.00

WEATHER

Sunny (Cloudy) Partly Cloudy

Wind Direction: E

Wind Speed (mph) (0-10) 10-25 >25

Temperature: 54°F

COMMENTS

STEADY DRIZZLE STARTS @ 0817 SO MS RECORDS MNA PARAMETERS IN FIELD BOOK & TRANSFERS TO SHEET INSIDE THE CAR

ENVIRON - GROUND WATER SAMPLING LOG

PROJECT NUMBER: 3434399A | **WELL NUMBER:** MW-29

PROJECT NAME: Whirlpool, Ft. Smith, Arkansas

WELL PURGE DATA

Date	5-13-14	Well Construction	2" PVC
Time	1234	Total Volume Purged (gal)	1.99l
Sampler	MS	Pump is set at (ft)	
Water Level (ft)	11.71	Well Measurement Technique	Electronic Water Level Meter
Total Depth (ft)		Well Purge Equipment	Peristaltic Pump
Screen Length (ft)	15.00		

FIELD PARAMETERS

Purge Time (5 min Δ)	DTW Feet (± 0.1)	Temp °C (±1)	Spec Cond µS/cm (± 3%)	DO mg/L (± 10%)	pH (±0.1)	ORP mV (± 10)	Turbidity NTUs (± 10%)	Flow (mL/min, <100)
1247	11.84	18.50	706	0.71	5.12	241.9	3.26	100
1252	11.82	18.80	711	0.48	4.96	247.6	2.32	↓
1257	11.83	18.92	710	0.42	4.89	250.6	2.32	
1302	11.83	18.73	709	0.42	4.83	255.9	2.84	
1307	11.83	18.65	709	0.41	4.80	259.6	2.01	
1312	11.83	18.37	707	0.39	4.79	262.9	1.52	
1317	11.83	18.40	707	0.38	4.77	264.9	2.61	
1322	11.83	18.35	707	0.41	4.77	267.7	1.34	↓
	MS			MS			MS	

SAMPLE COLLECTION DATA

Date:	5-13-14	Odor:	NONE
Time:	1340	Color:	CLEAR

ANALYSES

# of Containers	Size/Type	Preservative	Analysis	Result
3	40 mL VOA	Hydrochloric (HCL)	VOCs	--
3	40 mL VOA	None	Chloroethanol	--
2	40 mL VOA	Trisodium Phosphate	Volatile Fatty Acids	--
2	40 mL VOA	None	Ethene, Ethane, Methane Acetylene	--
1	250 mL Plastic	None	Sulfate, Alkalinity, Chloride	--
1	250 mL Plastic	NaOH and zinc acetate	Sulfide	--
1	250 mL Plastic	Nitric (HNO3)	Metals (Mn, Fe)	--
1	250 mL Plastic	Sulfuric (H2SO4)	Ammonia, Nitrate and Nitrite	--
1	250 mL Glass (amber)	Sulfuric (H2SO4)	TOC	--
1	250 mL Plastic	Sulfuric (H2SO4)	Phosphate	--
1	1L Plastic	None	DHC, Vinyl Chloride Reductase	--
1	Glass Septa	None	Hydrogen	--
1	Hach Ampule	None	Ferrous Iron	0.06

WEATHER

Sunny (Cloudy) Partly Cloudy

Wind Direction: E

Wind Speed (mph) (0-10) 10-25 >25

Temperature: 58°F

COMMENTS

ENVIRON - GROUND WATER SAMPLING LOG

PROJECT NUMBER: 3434399A | **WELL NUMBER:** MW-31

PROJECT NAME: Whirlpool, Ft. Smith, Arkansas

WELL PURGE DATA

Date	5/13/14	Well Construction	0.75" PVC
Time	0842	Total Volume Purged (gal)	1.2
Sampler	N. Zurmeller	Pump is set at (ft)	22' btoc
Water Level (ft)	12.89' btoc	Well Measurement Technique	Electronic Water Level Meter
Total Depth (ft)	27.00' btoc	Well Purge Equipment	Peristaltic Pump
Screen Length (ft)	10.00		

FIELD PARAMETERS

Purge Time (5 min Δ)	DTW Feet (± 0.1)	Temp °C (±1)	Spec Cond µS/cm (± 3%)	DO mg/L (± 10%)	pH (±0.1)	ORP mV (± 10)	Turbidity NTUs (± 10%)	Flow (mL/min, <100)
0853	13.99	15.24	590	0.94	5.31	164.9	54.8	75
0858	13.99	15.40	568	0.80	5.24	161.9	41.4	75
0903	14.00	15.50	542	0.88	5.27	163.2	35.7	75
0908	14.00	15.47	524	0.89	5.25	161.8	23.6	75
0913	14.01	15.46	509	0.92	5.26	162.8	20.4	75
0928	14.04	15.66	472	1.40	5.19	175.2	8.95	75
0933	14.04	15.74	469	1.69	5.17	179.1	6.60	75
0938	14.06	15.96	461	1.75	5.17	180.2	5.50	75
0943	14.06	15.93	459	1.80	5.17	181.8	4.60	75

SAMPLE COLLECTION DATA

Date: 5/13/14 | Odor: None

Time: 0945 | Color: Clear

ANALYSES

# of Containers	Size/Type	Preservative	Analysis	Result
3	40 mL VOA	Hydrochloric (HCL)	VOCs	--
3	40 mL VOA	None	Chloroethanol	--
2	40 mL VOA	Trisodium Phosphate	Volatile Fatty Acids	--
2	40 mL VOA	None	Ethene, Ethane, Methane Acetylene	--
1	250 mL Plastic	None	Sulfate, Alkalinity, Chloride	--
1	250 mL Plastic	NaOH and zinc acetate	Sulfide	--
1	250 mL Plastic	Nitric (HNO3)	Metals (Mn, Fe)	--
1	250 mL Plastic	Sulfuric (H2SO4)	Ammonia, Nitrate and Nitrite	--
1	250 mL Glass (amber)	Sulfuric (H2SO4)	TOC	--
1	250 mL Plastic	Sulfuric (H2SO4)	Phosphate	--
1	1L Plastic	None	DHC, Vinyl Chloride Reductase	--
1	Glass Septa	None	Hydrogen	--
1	Hach Ampule	None	Ferrous Iron	0.03 mg/L

WEATHER

Sunny Cloudy Partly Cloudy

Wind Direction: East

Wind Speed (mph) ~~0-10~~ 10-25 >25

Temperature: 55°F

Light Rain

COMMENTS

Slightly turbid initially (cloudy white)

ENVIRON - GROUND WATER SAMPLING LOG

PROJECT NUMBER: 3434399A | **WELL NUMBER:** MW-32

PROJECT NAME: Whirlpool, Ft. Smith, Arkansas

WELL PURGE DATA

Date	5/13/14	Well Construction	0.75" PVC
Time	1436	Total Volume Purged (gal)	1.40
Sampler	N. Zurweller	Pump is set at (ft)	19' btoc
Water Level (ft)	12.52' btoc	Well Measurement Technique	Electronic Water Level Meter
Total Depth (ft)	24.10 btoc	Well Purge Equipment	Peristaltic Pump
Screen Length (ft)	10		

FIELD PARAMETERS

Purge Time (5 min Δ)	DTW Feet (± 0.1)	Temp °C (±1)	Spec Cond µS/cm (± 3%)	DO mg/L (± 10%)	pH (±0.1)	ORP mV (± 10)	Turbidity NTUs (± 10%)	Flow (mL/min, <100)
1446	12.60	19.15	1237	0.92	4.67	205.7	93	100
1451	12.60	1940	1233	0.75	4.63	212.7	98.6	100
1505	12.61	19.57	1220	0.85	4.65	220.4	30.3	100
1510	12.61	19.25	1211	0.78	4.64	223.9	35.1	100
1515	12.61	19.16	1207	0.74	4.65	225.6	11.6	100
1520	12.61	19.25	1205	0.64	4.65	226.6	9.62	100
1525	12.61	19.34	1201	0.62	4.65	227.0	8.89	100
1530	12.61	19.07	1198	0.61	4.65	226.2	8.70	100

SAMPLE COLLECTION DATA

Date: 5/13/14	Odor: None
Time: 1535	Color: Clear

ANALYSES

# of Containers	Size/Type	Preservative	Analysis	Result
3	40 mL VOA	Hydrochloric (HCL)	VOCs	--
3	40 mL VOA	None	Chloroethanol	--
2	40 mL VOA	Trisodium Phosphate	Volatile Fatty Acids	--
2	40 mL VOA	None	Ethene, Ethane, Methane Acetylene	--
1	250 mL Plastic	None	Sulfate, Alkalinity, Chloride	--
1	250 mL Plastic	NaOH and zinc acetate	Sulfide	--
1	250 mL Plastic	Nitric (HNO3)	Metals (Mn, Fe)	--
1	250 mL Plastic	Sulfuric (H2SO4)	Ammonia, Nitrate and Nitrite	--
1	250 mL Glass (amber)	Sulfuric (H2SO4)	TOC	--
1	250 mL Plastic	Sulfuric (H2SO4)	Phosphate	--
1	1L Plastic	None	DHC, Vinyl Chloride Reductase	--
1	Glass Septa	None	Hydrogen	--
1	Hach Ampule	None	Ferrous Iron	0.30 mg/L

WEATHER

Sunny (Cloudy) Partly Cloudy

Wind Direction: East

Wind Speed (mph) (0-10) 10-25 >25

Temperature: 65° F

COMMENTS

Initially turbid slight brown

ENVIRON - GROUND WATER SAMPLING LOG

PROJECT NUMBER: 3434399A | **WELL NUMBER:** MW-33

PROJECT NAME: Whirlpool, Ft. Smith, Arkansas

WELL PURGE DATA

Date	5-14-14	Well Construction	3/4" PVC
Time	1234	Total Volume Purged (gal)	~2 GAL
Sampler	MS	Pump is set at (ft)	
Water Level (ft)	11.74	Well Measurement Technique	Electronic Water Level Meter
Total Depth (ft)		Well Purge Equipment	Peristaltic Pump
Screen Length (ft)	10.00		

FIELD PARAMETERS

Purge Time (5 min Δ)	DTW Feet (± 0.1)	Temp °C (±1)	Spec Cond µS/cm (± 3%)	DO mg/L (± 10%)	pH (±0.1)	ORP mV (± 10)	Turbidity NTUs (± 10%)	Flow (mL/min, <100)
1250	12.41	16.57	458	0.94	4.97	286.3	37.13	100
1255	12.41	16.79	531	0.53	4.97	286.5	36.72	
1300	12.43	16.96	590	0.45	4.86	287.2	30.18	
1305	12.43	17.11	642	0.35	4.89	287.2	19.98	
1310	12.43	17.05	667	0.42	4.89	286.3	12.16	
1315	12.43	16.94	694	0.40	4.87	285.3	8.10	
1320	12.45	16.80	700	0.43	4.95	285.1	5.79	
1325	12.43	16.77	707	0.38	4.88	285.1	3.52	
1330	12.47	16.73	712	0.46	4.87	284.6	2.40	
1335	12.44	16.92	719	0.43	4.88	284.6	1.81	
1340	12.47	16.90	723	0.38	4.88	284.4	1.73	
1345	12.48	17.02	725	0.42	4.89	284.1	1.79	
1350	12.48	17.06	727	0.44	4.88	283.9	2.04	
			MS					
							MS	

SAMPLE COLLECTION DATA

Date:	5-14-14	Odor:	NONE
Time:	1420	Color:	CLEAR BUT SLIGHTLY TURBID (@START)

ANALYSES

# of Containers	Size/Type	Preservative	Analysis	Result
3	40 mL VOA	Hydrochloric (HCL)	VOCs	--
3	40 mL VOA	None	Chloroethanol	--
2	40 mL VOA	Trisodium Phosphate	Volatile Fatty Acids	--
2	40 mL VOA	None	Ethene, Ethane, Methane Acetylene	--
1	250 mL Plastic	None	Sulfate, Alkalinity, Chloride	--
1	250 mL Plastic	NaOH and zinc acetate	Sulfide	--
1	250 mL Plastic	Nitric (HNO3)	Metals (Mn, Fe)	--
1	250 mL Plastic	Sulfuric (H2SO4)	Ammonia, Nitrate and Nitrite	--
1	250 mL Glass (amber)	Sulfuric (H2SO4)	TOC	--
1	250 mL Plastic	Sulfuric (H2SO4)	Phosphate	--
1	1L Plastic	None	DHC, Vinyl Chloride Reductase	--
1	Glass Septa	None	Hydrogen	--
1	Hach Ampule	None	Ferrous Iron	

WEATHER

Sunny (Cloudy) Partly Cloudy

Wind Direction: E

Wind Speed (mph) (0-10) 10-25 >25

Temperature: 57°F

COMMENTS

INTERMITTENT RAIN DURING SAMPLING AT MW-33

ENVIRON - GROUND WATER SAMPLING LOG

PROJECT NUMBER: 3434399A | **WELL NUMBER:** ~~MW-39~~ MW-34

PROJECT NAME: Whirlpool, Ft. Smith, Arkansas

WELL PURGE DATA

Date	5/13/14	Well Construction	1" PVC
Time	1431	Total Volume Purged (gal)	105
Sampler	CLAY MARTON	Pump is set at (ft)	23
Water Level (ft)	11.05	Well Measurement Technique	Electronic Water Level Meter
Total Depth (ft)	28.32	Well Purge Equipment	Peristaltic Pump
Screen Length (ft)	10.00		

FIELD PARAMETERS

Purge Time (5 min Δ)	DTW Feet (± 0.1)	Temp °C (±1)	Spec Cond µS/cm (± 3%)	DO mg/L (± 10%)	pH (±0.1)	ORP mV (± 10)	Turbidity NTUs (± 10%)	Flow (mL/min, <100)
1443	11.14	17.47	920	0.60	4.87	338.5	77.4	100
1448	11.14	17.53	905	0.40	4.86	332.2	57.2	100
1453	11.14	17.62	890	0.31	4.88	317.8	50.0	100
1458	11.14	17.72	871	0.26	4.89	318.3	36.1	100
1503	11.15	17.76	867	0.29	4.88	322.8	~~36.0~~ 21.4	100
1508	11.14	17.56	859	0.27	4.86	326.0	20.6	100
1513	11.15	17.40	852	0.22	4.85	327.7	14.5	100
1518	11.15	17.46	849	0.21	4.86	329.1	13.0	100
1523	11.15	17.45	845	0.20	4.86	329.4	12.04	100
1528	11.14	17.52	840	0.20	4.86	329.16	12.8	100

SAMPLE COLLECTION DATA

Date: 5/13/14

Time: 1235-LWM ~~1435LWM~~ 1535

Odor: NONE

Color: CLEAR - 0

ANALYSES

# of Containers	Size/Type	Preservative	Analysis	Result
3	40 mL VOA	Hydrochloric (HCL)	VOCs	--
3	40 mL VOA	None	Chloroethanol	--
2	40 mL VOA	Trisodium Phosphate	Volatile Fatty Acids	--
2	40 mL VOA	None	Ethene, Ethane, Methane Acetylene	--
1	250 mL Plastic	None	Sulfate, Alkalinity, Chloride	--
1	250 mL Plastic	NaOH and zinc acetate	Sulfide	--
1	250 mL Plastic	Nitric (HNO3)	Metals (Mn, Fe)	--
1	250 mL Plastic	Sulfuric (H2SO4)	Ammonia, Nitrate and Nitrite	--
1	250 mL Glass (amber)	Sulfuric (H2SO4)	TOC	--
1	250 mL Plastic	Sulfuric (H2SO4)	Phosphate	--
1	1L Plastic	None	DHC, Vinyl Chloride Reductase	--
1	Glass Septa	None	Hydrogen	--
1	Hach Ampule	None	Ferrous Iron	0MG/L

WEATHER

Sunny Cloudy Partly Cloudy

Wind Direction: (NW)

Wind Speed (mph) 0-10 10-25 >25

Temperature: (70)

COMMENTS

TURBID IN FLOW THROUGH

ENVIRON - GROUND WATER SAMPLING LOG

PROJECT NUMBER: 3434399A | **WELL NUMBER:** MW-35R

PROJECT NAME: Whirlpool, Ft. Smith, Arkansas

WELL PURGE DATA

Date	5/13/14	Well Construction	4" PVC
Time	1628	Total Volume Purged (gal)	0.9
Sampler	N. Zurweller	Pump is set at (ft)	27.3' btoc
Water Level (ft)	10.78 btoc	Well Measurement Technique	Electronic Water Level Meter
Total Depth (ft)	32.35' btoc	Well Purge Equipment	Peristaltic Pump
Screen Length (ft)	10.00		

FIELD PARAMETERS

Purge Time (5 min Δ)	DTW Feet (± 0.1)	Temp °C (±1)	Spec Cond µS/cm (± 3%)	DO mg/L (± 10%)	pH (±0.1)	ORP mV (± 10)	Turbidity NTUs (± 10%)	Flow (mL/min, <100)
1636	10.78	17.10	1480	2.54	6.15	252.9	9.05	100
1641	10.79	17.05	1478	2.34	6.14	259.7	10.56	100
1646	10.79	16.83	1474	2.32	6.14	262.6	7.04	100
1651	10.79	16.85	1473	2.40	6.13	264.3	6.55	100
1656	10.79	16.83	1476	2.38	6.15	265.2	4.88	100
1701	10.79	16.88	1478	2.35	6.26	267.4	3.79	100

SAMPLE COLLECTION DATA

Date: 5/13/14 | Odor: NONE

Time: 1709 | Color: ~~CLEAR~~ VERY SLIGHTLY TURBID

ANALYSES

# of Containers	Size/Type	Preservative	Analysis	Result
3	40 mL VOA	Hydrochloric (HCL)	VOCs	--
3	40 mL VOA	None	Chloroethanol	--
2	40 mL VOA	Trisodium Phosphate	Volatile Fatty Acids	--
2	40 mL VOA	None	Ethene, Ethane, Methane Acetylene	--
1	250 mL Plastic	None	Sulfate, Alkalinity, Chloride	--
1	250 mL Plastic	NaOH and zinc acetate	Sulfide	--
1	250 mL Plastic	Nitric (HNO3)	Metals (Mn, Fe)	--
1	250 mL Plastic	Sulfuric (H2SO4)	Ammonia, Nitrate and Nitrite	--
1	250 mL Glass (amber)	Sulfuric (H2SO4)	TOC	--
1	250 mL Plastic	Sulfuric (H2SO4)	Phosphate	--
1	1L Plastic	None	DHC, Vinyl Chloride Reductase	--
1	Glass Septa	None	Hydrogen	--
1	Hach Ampule	None	Ferrous Iron	

WEATHER

Sunny (Cloudy) Partly Cloudy

Wind Direction: South

Wind Speed (mph) 0-10 (10-25) >25

Temperature: 55° F

COMMENTS

ENVIRON - GROUND WATER SAMPLING LOG

PROJECT NUMBER: 3434399A | **WELL NUMBER:** MW-36

PROJECT NAME: Whirlpool, Ft. Smith, Arkansas

WELL PURGE DATA

Date	5/13/14	Well Construction	0.75" PVC
Time	1117	Total Volume Purged (gal)	1.40
Sampler	N. Zurweller	Pump is set at (ft)	20.5' btoc
Water Level (ft)	10.01' btoc	Well Measurement Technique	Electronic Water Level Meter
Total Depth (ft)	25.61' btoc	Well Purge Equipment	Peristaltic Pump
Screen Length (ft)	15.00		

FIELD PARAMETERS

Purge Time (5 min Δ)	DTW Feet (± 0.1)	Temp °C (±1)	Spec Cond µS/cm (± 3%)	DO mg/L (± 10%)	pH (±0.1)	ORP mV (± 10)	Turbidity NTUs (± 10%)	Flow (mL/min, <100)
1126	10.08	16.80	841	1.43	5.00	164.2	65.9	100
1131	10.08	16.77	881	1.25	5.02	169.9	62.7	100
1136	10.08	16.77	885	1.48	5.04	176.8	44.6	100
1141	10.09	16.80	893	1.68	5.04	183.4	27.9	100
1146	10.09	16.75	900	1.72	5.05	185.4	17.9	100
1151	10.09	16.70	906	1.62	5.05	189.5	14.4	100
1156	10.09	16.86	907	1.57	5.05	190.8	11.18	100
1201	10.09	16.91	911	1.46	5.06	193.6	7.71	100
1206	10.09	16.79	915	1.39	5.06	193.7	8.56	100
1211	10.09	16.91	916	1.36	5.06	197.5	5.68	100

SAMPLE COLLECTION DATA

Date: 5/13/14	Odor: None
Time: 1215	Color: Clear

ANALYSES

# of Containers	Size/Type	Preservative	Analysis	Result
3	40 mL VOA	Hydrochloric (HCL)	VOCs	--
3	40 mL VOA	None	Chloroethanol	--
2	40 mL VOA	Trisodium Phosphate	Volatile Fatty Acids	--
2	40 mL VOA	None	Ethene, Ethane, Methane Acetylene	--
1	250 mL Plastic	None	Sulfate, Alkalinity, Chloride	--
1	250 mL Plastic	NaOH and zinc acetate	Sulfide	--
1	250 mL Plastic	Nitric (HNO3)	Metals (Mn, Fe)	--
1	250 mL Plastic	Sulfuric (H2SO4)	Ammonia, Nitrate and Nitrite	--
1	250 mL Glass (amber)	Sulfuric (H2SO4)	TOC	--
1	250 mL Plastic	Sulfuric (H2SO4)	Phosphate	--
1	1L Plastic	None	DHC, Vinyl Chloride Reductase	--
1	Glass Septa	None	Hydrogen	--
1	Hach Ampule	None	Ferrous Iron	0.05 mg/L

WEATHER

Sunny / Cloudy Partly Cloudy

Wind Direction: East

Wind Speed (mph) 0-10 10-25 >25

Temperature: 66°F

COMMENTS

Initially turbid (light brown)

ENVIRON - GROUND WATER SAMPLING LOG

PROJECT NUMBER: 3434399A | **WELL NUMBER:** MW-38

PROJECT NAME: Whirlpool, Ft. Smith, Arkansas

WELL PURGE DATA

Date	05/14/2014	Well Construction	PVC
Time	1330	Total Volume Purged (gal)	1.45
Sampler	JRm	Pump is set at (ft)	—
Water Level (ft)	11.49	Well Measurement Technique	Electronic Water Level Meter
Total Depth (ft)	—	Well Purge Equipment	Peristaltic Pump
Screen Length (ft)	15.00		

FIELD PARAMETERS

Purge Time (5 min Δ)	DTW Feet (± 0.1)	Temp °C (±1)	Spec Cond µS/cm (± 3%)	DO mg/L (± 10%)	pH (±0.1)	ORP mV (± 10)	Turbidity NTUs (± 10%)	Flow (mL/min, <100)
1340	12.60	18.48	396	2.74	6.12	101.9	5.64	100
1345	12.61	18.46	390	2.51	6.05	104.0	4.98	100
1350	12.61	18.43	386	2.39	6.03	104.7	4.28	100
1355	12.61	18.45	382	2.25	6.01	105.0	4.26	100
1400	12.61	18.67	379	2.18	6.02	103.9	3.43	100
1405	12.61	18.81	376	1.97	6.03	103.3	3.72	100
1410	12.61	18.60	374	1.86	5.99	104.9	3.53	100
1415	12.61	18.41	371	1.83	5.94	107.0	3.29	100
1420	12.61	18.11	370	1.69	5.84	109.2	3.15	100
1425	12.61	17.68	368	1.59	5.82	113.1	3.05	100
1430	12.61	17.53	364	1.51	5.75	115.1	3.13	100
1435	12.	17.52	364	1.52	5.76	114.8	3.10	100

SAMPLE COLLECTION DATA

Date: 05/14/2014

Time: ~~14:30~~ JRm 14:35

Odor: None

Color: Clear

ANALYSES

# of Containers	Size/Type	Preservative	Analysis	Result
3	40 mL VOA	Hydrochloric (HCL)	VOCs	--
3	40 mL VOA	None	Chloroethanol	--
2	40 mL VOA	Trisodium Phosphate	Volatile Fatty Acids	--
2	40 mL VOA	None	Ethene, Ethane, Methane Acetylene	--
1	250 mL Plastic	None	Sulfate, Alkalinity, Chloride	--
1	250 mL Plastic	NaOH and zinc acetate	Sulfide	--
1	250 mL Plastic	Nitric (HNO3)	Metals (Mn, Fe)	--
1	250 mL Plastic	Sulfuric (H2SO4)	Ammonia, Nitrate and Nitrite	--
1	250 mL Glass (amber)	Sulfuric (H2SO4)	TOC	--
1	250 mL Plastic	Sulfuric (H2SO4)	Phosphate	--
1	1L Plastic	None	DHC, Vinyl Chloride Reductase	--
1	Glass Septa	None	Hydrogen	--
1	Hach Ampule	None	Ferrous Iron	1.28

WEATHER

Sunny Cloudy Partly (Cloudy)

Wind Direction: NNW

Wind Speed (mph) 0-10 (10-25) >25

Temperature: 55°F

COMMENTS

Field Duplicate: "DUP1" with blind time "1405"

ENVIRON - GROUND WATER SAMPLING LOG

PROJECT NUMBER: 3434399A | **WELL NUMBER:** ~~MW-34~~ MW-39

PROJECT NAME: Whirlpool, Ft. Smith, Arkansas

WELL PURGE DATA

Date	5/13/14	Well Construction	1" PVC
Time	0822 0835	Total Volume Purged (gal)	1.9
Sampler	LUCY MARTON	Pump is set at (ft)	5
Water Level (ft)	12.22	Well Measurement Technique	Electronic Water Level Meter
Total Depth (ft)	NOT TAKEN	Well Purge Equipment	Peristaltic Pump
Screen Length (ft)	10.00		

FIELD PARAMETERS

Purge Time (5 min Δ)	DTW Feet (± 0.1)	Temp °C (±1)	Spec Cond µS/cm (± 3%)	DO mg/L (± 10%)	pH (±0.1)	ORP mV (± 10)	Turbidity NTUs (± 10%)	Flow (mL/min, <100)
0840	12.78	14.04	1,230	1.52	4.64	443.0	17	75
0845	12.78	14.96	1,249	1.18	4.70	441.3	14.1	75
0850	12.78	15.01	1246	0.69	4.74	~~430.5~~ 430.3	11.6	75
0855	12.78	15.11	1245	0.67	4.76	436.7	7.31	75
0900	12.80	15.26	1242	0.45	4.78	435.2	5.23	75
0905	12.79	15.30	1240	0.37	4.80	434.3	5.16	75
0910	12.79	15.33	1239	0.35	4.81	434.2	3.92	75
0915	12.79	15.32	1233	0.40	4.80	434.2	3.39	75
0920	12.79	15.29	1233	0.29	4.81	435.7	3.04	75
0925	12.79	15.51	1228	0.32	4.83	437.9	2.15	75
0940	12.79	15.59	1226	0.30	4.84	437.4	3.37	75
0945	12.80	15.63	1224	0.35	4.83	438	1.67	75
0950	12.80	15.68	1224	0.29	4.83	439	1.96	75
0955	12.79	15.80	1223	0.27	4.84	439.3	1.92	75
1000	12.79	15.89	1223	0.29	4.84	439.5	1.72	75

SAMPLE COLLECTION DATA

Date: 5/13/14

Time: 1010

Odor: NONE

Color: CLEAR

ANALYSES

# of Containers	Size/Type	Preservative	Analysis	Result
3	40 mL VOA	Hydrochloric (HCL)	VOCs	--
3	40 mL VOA	None	Chloroethanol	--
2	40 mL VOA	Trisodium Phosphate	Volatile Fatty Acids	--
2	40 mL VOA	None	Ethene, Ethane, Methane Acetylene	--
1	250 mL Plastic	None	Sulfate, Alkalinity, Chloride	--
1	250 mL Plastic	NaOH and zinc acetate	Sulfide	--
1	250 mL Plastic	Nitric (HNO3)	Metals (Mn, Fe)	--
1	250 mL Plastic	Sulfuric (H2SO4)	Ammonia, Nitrate and Nitrite	--
1	250 mL Glass (amber)	Sulfuric (H2SO4)	TOC	--
1	250 mL Plastic	Sulfuric (H2SO4)	Phosphate	--
1	1L Plastic	None	DHC, Vinyl Chloride Reductase	--
1	Glass Septa	None	Hydrogen	--
1	Hach Ampule	None	Ferrous Iron	0.14 mg/L

WEATHER

Sunny Cloudy Partly Cloudy RAINING

Wind Direction: NORTH

Wind Speed (mph) (0-10) 10-25 >25

Temperature: 55°F

COMMENTS

ENVIRON - GROUND WATER SAMPLING LOG

PROJECT NUMBER: 3434399A	**WELL NUMBER:** MW-40
PROJECT NAME: Whirlpool, Ft. Smith, Arkansas	

WELL PURGE DATA

Date	5/12/14	Well Construction	0.75" PVC (sch 40)
Time	1531	Total Volume Purged (gal)	1.24
Sampler	MJ Zimmerer	Pump is set at (ft)	23' btoc
Water Level (ft)	9.8 btoc	Well Measurement Technique	Electronic Water Level Meter
Total Depth (ft)	27.95 btoc	Well Purge Equipment	Peristaltic Pump
Screen Length (ft)	10.00		

FIELD PARAMETERS

Purge Time (5 min Δ)	DTW Feet (± 0.1)	Temp °C (±1)	Spec Cond µS/cm (± 3%)	DO mg/L (± 10%)	pH (±0.1)	ORP mV (± 10)	Turbidity NTUs (± 10%)	Flow (mL/min, <100)
1543	9.90	21.21	0.366	6.10	5.01	~~294.9~~	~~291.5~~ 11.4	100
1548	9.90	21.36	0.685	1.88	4.58	248.2	14.2	100
1553	9.90	21.46	0.717	1.52	4.62	231.6	12.3	100
1558	9.90	21.44	0.768	1.32	4.65	215.9	11.0	100
1603	9.90	21.44	0.793	1.44	4.67	211.2	6.29	100
1608	9.90	21.11	0.808	1.65	4.69	206.8	9.74	100
1613	9.90	20.96	0.807	1.68	4.72	202.7	8.46	100
1618	9.90	20.86	0.807	1.62	4.74	200.3	4.94	100

SAMPLE COLLECTION DATA

Date: 5/12/14	Odor: None
Time: 1620	Color: clear

ANALYSES

# of Containers	Size/Type	Preservative	Analysis	Result
3	40 mL VOA	Hydrochloric (HCL)	VOCs	--
3	40 mL VOA	None	Chloroethanol	--
2	40 mL VOA	Trisodium Phosphate	Volatile Fatty Acids	--
2	40 mL VOA	None	Ethene, Ethane, Methane Acetylene	--
1	250 mL Plastic	None	Sulfate, Alkalinity, Chloride	--
1	250 mL Plastic	NaOH and zinc acetate	Sulfide	--
1	250 mL Plastic	Nitric (HNO3)	Metals (Mn, Fe)	--
1	250 mL Plastic	Sulfuric (H2SO4)	Ammonia, Nitrate and Nitrite	--
1	250 mL Glass (amber)	Sulfuric (H2SO4)	TOC	--
1	250 mL Plastic	Sulfuric (H2SO4)	Phosphate	--
1	1L Plastic	None	DHC, Vinyl Chloride Reductase	--
1	Glass Septa	None	Hydrogen	--
1	Hach Ampule	None	Ferrous Iron	0.00

WEATHER

Sunny (Cloudy) Partly Cloudy

Wind Direction: North

Wind Speed (mph) 0-10 (10-25) >25

Temperature: 75°F

COMMENTS

Began raining @ ~1630

ENVIRON - GROUND WATER SAMPLING LOG

PROJECT NUMBER: 3434399A | **WELL NUMBER:** MW-41

PROJECT NAME: Whirlpool, Ft. Smith, Arkansas

WELL PURGE DATA

Date	5/14/14	Well Construction	0.175" PVC
Time	1545	Total Volume Purged (gal)	1.7
Sampler	N. Zurweller	Pump is set at (ft)	23.5' btoc
Water Level (ft)	8.94	Well Measurement Technique	Electronic Water Level Meter
Total Depth (ft)	28.45	Well Purge Equipment	Peristaltic Pump
Screen Length (ft)	10.00		

FIELD PARAMETERS

Purge Time (5 min Δ)	DTW Feet (± 0.1)	Temp °C (±1)	Spec Cond µS/cm (± 3%)	DO mg/L (± 10%)	pH (±0.1)	ORP mV (± 10)	Turbidity NTUs (± 10%)	Flow (mL/min, <100)
1554	8.95	15.79	1383	1.58	5.32	204.6	26.4	100
1559	8.95	15.83	1383	1.46	5.28	183.5	21.9	100
1604	8.95	15.94	1389	1.49	5.27	175.9	13.0	100
1609	8.95	16.12	1388	1.43	5.27	170.7	8.46	100
1614	8.95	16.27	1390	1.27	5.29	167.3	4.56	100
1619	8.95	16.61	1389	1.13	5.30	163.7	4.77	100
1624	8.95	16.85	1389	0.99	5.31	160.7	2.80	100
1629	8.95	16.98	1391	0.91	5.30	162.2	2.52	100
1634	8.95	16.77	1388	0.87	5.35	159.7	2.41	100
1639	8.95	16.66	1385	0.79	5.35	158.7	2.02	100
1644	8.95	16.53	1386	0.75	5.31	158.8	1.98	100
1649	8.95	16.70	1385	0.73	5.33	158.3	1.87	100

SAMPLE COLLECTION DATA

Date: 5/14/14	Odor: None
Time: 1655	Color: Clear

ANALYSES

# of Containers	Size/Type	Preservative	Analysis	Result
3	40 mL VOA	Hydrochloric (HCL)	VOCs	--
3	40 mL VOA	None	Chloroethanol	--
2	40 mL VOA	Trisodium Phosphate	Volatile Fatty Acids	--
2	40 mL VOA	None	Ethene, Ethane, Methane Acetylene	--
1	250 mL Plastic	None	Sulfate, Alkalinity, Chloride	--
1	250 mL Plastic	NaOH and zinc acetate	Sulfide	--
1	250 mL Plastic	Nitric (HNO3)	Metals (Mn, Fe)	--
1	250 mL Plastic	Sulfuric (H2SO4)	Ammonia, Nitrate and Nitrite	--
1	250 mL Glass (amber)	Sulfuric (H2SO4)	TOC	--
1	250 mL Plastic	Sulfuric (H2SO4)	Phosphate	--
1	1L Plastic	None	DHC, Vinyl Chloride Reductase	--
1	Glass Septa	None	Hydrogen	--
1	Hach Ampule	None	Ferrous Iron	2.65 mg/L

WEATHER

Sunny Cloudy Partly Cloudy

Wind Direction: East

Wind Speed (mph) 0-10 10-25 >25

Temperature: 60°F

COMMENTS

ENVIRON - GROUND WATER SAMPLING LOG

PROJECT NUMBER: 3434399A | **WELL NUMBER:** MW-46R

PROJECT NAME: Whirlpool, Ft. Smith, Arkansas

WELL PURGE DATA

Date	5/14/14	Well Construction	2" PVC
Time	1320	Total Volume Purged (gal)	~2
Sampler	R. Petersen + T. House-Knight	Pump is set at (ft)	2 feet above TD
Water Level (ft)	2.98	Well Measurement Technique	Electronic Water Level Meter
Total Depth (ft)	21.31	Well Purge Equipment	Peristaltic Pump
Screen Length (ft)	5.0		

FIELD PARAMETERS

Purge Time (5 min Δ)	DTW Feet (± 0.1)	Temp °C (±1)	Spec Cond µS/cm (± 3%)	DO mg/L (± 10%)	pH (±0.1)	ORP mV (± 10)	Turbidity NTUs (± 10%)	Flow (mL/min, <100)
1327	3.23	16.26	861	1.59	5.32	131.9	0.96	100
1332	3.24	16.24	863	1.04	5.26	139.9	1.02	100
1337	3.24	16.38	862	0.70	5.22	146.5	1.14	100
1342	3.24	16.43	865	0.57	5.20	150.9	1.06	100
1347	3.24	16.49	863	0.57	5.19	153.5	3.92	100
1352 ~~1350~~	3.24	16.63	863	0.51	5.17	159.0	1.66	100

SAMPLE COLLECTION DATA

Date:	15/14/14 MW-46R-201405	Odor:	no odor observed
Time:	1355	Color:	clear.

ANALYSES

# of Containers	Size/Type	Preservative	Analysis	Result
3	40 mL VOA	Hydrochloric (HCL)	VOCs	--
3	40 mL VOA	None	Chloroethanol	--
2	40 mL VOA	Trisodium Phosphate	Volatile Fatty Acids	--
2	40 mL VOA	None	Ethene, Ethane, Methane Acetylene	--
1	250 mL Plastic	None	Sulfate, Alkalinity, Chloride	--
1	250 mL Plastic	NaOH and zinc acetate	Sulfide	--
1	250 mL Plastic	Nitric (HNO3)	Metals (Mn, Fe)	--
1	250 mL Plastic	Sulfuric (H2SO4)	Ammonia, Nitrate and Nitrite	--
1	250 mL Glass (amber)	Sulfuric (H2SO4)	TOC	--
1	250 mL Plastic	Sulfuric (H2SO4)	Phosphate	--
1	1L Plastic	None	DHC, Vinyl Chloride Reductase	--
1	Glass Septa	None	Hydrogen	--
1	Hach Ampule	None	Ferrous Iron	0.00mg/L

WEATHER

Sunny Cloudy Partly Cloudy

Wind Direction: N

Wind Speed (mph) 0-10 10-25 >25

Temperature: 50°F

rain

COMMENTS

ENVIRON - GROUND WATER SAMPLING LOG

PROJECT NUMBER: 3434399A | **WELL NUMBER:** MW-50

PROJECT NAME: Whirlpool, Ft. Smith, Arkansas

WELL PURGE DATA

Date	5/13/14	Well Construction	3/4" PVC
Time	1029	Total Volume Purged (gal)	~1
Sampler	K. Petersen / T. Hug-Unger	Pump is set at (ft)	2.5 feet abov TD
Water Level (ft)	6.51	Well Measurement Technique	Electronic Water Level Meter
Total Depth (ft)	17.84	Well Purge Equipment	Peristaltic Pump
Screen Length (ft)	10.00		

FIELD PARAMETERS

Purge Time (5 min Δ)	DTW Feet (± 0.1)	Temp °C (±1)	Spec Cond µS/cm (± 3%)	DO mg/L (± 10%)	pH (±0.1)	ORP mV (± 10)	Turbidity NTUs (± 10%)	Flow (mL/min, <100)
1034	10.99	16.02	1.294	0.84	6.67	27.1	5.21	100
1039 ~~1044~~	12.20	16.09	1.297	0.58	6.54	21.2	3.08	50
1049	13.39	16.31	1.263	0.68	6.54	5.9	2.75	50
1059	14.84	16.48	1.246	0.69	6.52	0.4	2.54	50
** ~~1109~~ 1113	16.23	16.38	1.230	2.10	6.42	2.1	—	50
	—	PURGED WELL DRY at 1120				—		
1702	7.12	Returned to well. Due to insufficient well volume, did not collect samples for analysis of ~~Ethene, Ethane, Methane Acetylene~~, and DHC, vinyl chloride reductase (per W. Stone street)						

Rev EA 5/13/14

SAMPLE COLLECTION DATA

Date:	5/13/14 MW-50-20505	Odor:	no odor observed
Time:	1710	Color:	Clear

ANALYSES

# of Containers	Size/Type	Preservative	Analysis	Result
3	40 mL VOA	Hydrochloric (HCL)	VOCs	--
3	40 mL VOA	None	Chloroethanol	--
2	40 mL VOA	Trisodium Phosphate	Volatile Fatty Acids	--
~~2~~	~~40 mL VOA~~	None	~~Ethene, Ethane, Methane Acetylene~~	--
1	250 mL Plastic	None	Sulfate, Alkalinity, Chloride	--
1	250 mL Plastic	NaOH and zinc acetate	Sulfide	--
1	250 mL Plastic	Nitric (HNO3)	Metals (Mn, Fe)	--
1	250 mL Plastic	Sulfuric (H2SO4)	Ammonia, Nitrate and Nitrite	--
1	250 mL Glass (amber)	Sulfuric (H2SO4)	TOC	--
1	250 mL Plastic	Sulfuric (H2SO4)	Phosphate	--
~~1~~	~~1L Plastic~~	~~None~~	~~DHC, Vinyl Chloride Reductase~~	
1	Glass Septa	None	Hydrogen	--
1	Hach Ampule	None	Ferrous Iron	0.46 mg/L

RLP 5/13/14 Ignore Strike out

WEATHER

Sunny (Cloudy) Partly Cloudy

Wind Direction: N

Wind Speed (mph) (0-10) 10-25 >25

Temperature: 60°F

COMMENTS

* Unit in mS/cm

** Well water level dropped below tubing, lowered tubing in well.

ENVIRON - GROUND WATER SAMPLING LOG

PROJECT NUMBER: 3434399A | **WELL NUMBER:** MW-58

PROJECT NAME: Whirlpool, Ft. Smith, Arkansas

WELL PURGE DATA

Date	5/12/14	Well Construction	PVC · 0.75 inch diameter.
Time	1500	Total Volume Purged (gal)	2.9 gal
Sampler	C. Smalley & B. Petersen	Pump is set at (ft)	2.5 above TD
Water Level (ft)	0.44	Well Measurement Technique	Electronic Water Level Meter
Total Depth (ft)	17.63	Well Purge Equipment	Peristaltic Pump
Screen Length (ft)	5.00		

FIELD PARAMETERS

Purge Time (5 min Δ)	DTW Feet (± 0.1)	Temp °C (±1)	Spec Cond mS/cm * µS/cm (± 3%)	DO mg/L (± 10%)	pH (±0.1)	ORP mV (± 10)	Turbidity NTUs (± 10%)	Flow (mL/min, <100)
1506	2.91	19.19	0.723	0.74	5.41	-35.9	725	100
1511	2.62	20.02	0.759	1.16	5.43	-39.5	76.1	100
1516	2.64	20.29	0.779	0.82	5.42	-24.4	30.7	100
1521	2.63	20.34	0.787	0.69	5.42	-11.9	16.4	100
1526	2.67	20.25	0.788	0.56	5.40	-2.0	21.1	100
1531	2.69	20.11	0.787	0.48	5.36	7.4	5.12	100
1536	2.59	20.19	0.782	0.40	5.33	13.5	6.53 5/12/14	100
1541	2.64	20.10	0.784	0.36	5.34	13.8	2.67	100
1546	2.66	19.98	0.781	0.33	5.29	24.3	1.56	100
1551	2.65	19.92	0.783	0.29	5.29	24.4	2.02	100
1556	2.68	20.01	0.781	0.27	5.29	26.5	1.54	100
1601	2.66	19.85	0.780	0.25	5.27	28.5	2.02	100
** 1606	2.63	19.70	0.782	0.24	5.25	31.4	3.25	100

SAMPLE COLLECTION DATA

Date: 5/12/14	Odor: no odor observed
Time: 1610	Color: clear

ANALYSES

# of Containers	Size/Type	Preservative	Analysis	Result
3	40 mL VOA	Hydrochloric (HCL)	VOCs	--
3	40 mL VOA	None	Chloroethanol	--
2	40 mL VOA	Trisodium Phosphate	Volatile Fatty Acids	--
2	40 mL VOA	None	Ethene, Ethane, Methane Acetylene	--
1	250 mL Plastic	None	Sulfate, Alkalinity, Chloride	--
1	250 mL Plastic	NaOH and zinc acetate	Sulfide	--
1	250 mL Plastic	Nitric (HNO3)	Metals (Mn, Fe)	--
1	250 mL Plastic	Sulfuric (H2SO4)	Ammonia, Nitrate and Nitrite	--
1	250 mL Glass (amber)	Sulfuric (H2SO4)	TOC	--
1	250 mL Plastic	Sulfuric (H2SO4)	Phosphate	--
1	1L Plastic	None	DHC, Vinyl Chloride Reductase	--
1	Glass Septa	None	Hydrogen	--
1	Hach Ampule	None	Ferrous Iron	2.95 mg/L

WEATHER

Sunny (Cloudy) Partly Cloudy

Wind Direction: W

Wind Speed (mph) (0-10) 10-25 >25

Temperature: 80's F

rain when collecting sample.

COMMENTS

* unit is in mS/cm

** DO parameter did not stabilize at 1 hour, collected sample per W. Stenstreet

Sample ID: MW-58-20140512

ENVIRON - GROUND WATER SAMPLING LOG

PROJECT NUMBER: 3434399A | **WELL NUMBER:** MW-60

PROJECT NAME: Whirlpool, Ft. Smith, Arkansas

WELL PURGE DATA

Date	5/13/14	Well Construction	3/4" PVC
Time	927	Total Volume Purged (gal)	~0.25
Sampler	R. Petersen / T. Howe-Wright	Pump is set at (ft)	2.5 feet above TD
Water Level (ft)	6.93	Well Measurement Technique	Electronic Water Level Meter
Total Depth (ft)	16.47	Well Purge Equipment	Peristaltic Pump
Screen Length (ft)	5.00		

FIELD PARAMETERS

Purge Time (5 min Δ)	DTW Feet (± 0.1)	Temp °C (±1)	Spec Cond µS/cm (± 3%)	DO mg/L (± 10%)	pH (±0.1)	ORP mV (± 10)	Turbidity NTUs (± 10%)	Flow (mL/min, <100)
** 0939	12.55	15.39	1.252	1.92	6.58	116.9	13.00	100
0944	13.84	15.57	1.256	1.05	6.61	61.0	10.51	100
0949	13.85	15.56	1.260	2.30	6.62	54.5	12.11	100
0954	14.18	15.57	1.263	4.18	6.67	38.0	8.73	100
0959	15.32	15.81	1.259	3.64	6.65	28.2	8.51	100
	—	PURGED WELL DRY AT 1009				—		
1621	6.76	Returned to well; Fill VOC vials and some of the other. will need to return to fill remaining bottles (alkalinity, Ethene, Ethane, Methane acetylene and DHC) per W. Stonestreet, do not need to return to collect remaining samples						

5/13/14

SAMPLE COLLECTION DATA

Date:	5/13/14 MW-60-20140505	Odor:	
Time:	1620	Color:	

ANALYSES

# of Containers	Size/Type	Preservative	Analysis	Result
3	40 mL VOA	Hydrochloric (HCL)	VOCs	--
3	40 mL VOA	None	Chloroethanol	--
2	40 mL VOA	Trisodium Phosphate	Volatile Fatty Acids	--
~~2~~	~~40 mL VOA~~	~~None~~	~~Ethene, Ethane, Methane Acetylene~~	~~--~~
~~1~~	~~250 mL Plastic~~	None	Sulfate, Alkalinity, Chloride	--
1	250 mL Plastic	NaOH and zinc acetate	Sulfide	--
1	250 mL Plastic	Nitric (HNO3)	Metals (Mn, Fe)	--
1	250 mL Plastic	Sulfuric (H2SO4)	Ammonia, Nitrate and Nitrite	--
1	250 mL Glass (amber)	Sulfuric (H2SO4)	TOC	--
1	250 mL Plastic	Sulfuric (H2SO4)	Phosphate	--
~~1~~	~~1L Plastic~~	None	~~DHC, Vinyl Chloride Reductase~~	~~--~~
1	Glass Septa	None	Hydrogen	--
~~1~~	~~Hach Ampule~~	None	Ferrous Iron	

Is not a strike at

WEATHER

Sunny (Cloudy) Partly Cloudy

Wind Direction: N

Wind Speed (mph) (0-10) 10-25 >25

Temperature: 60°F light rain

COMMENTS

* Units are in ms/cm

** As DTW drops below pump, continue push tubing down.

ENVIRON - GROUND WATER SAMPLING LOG

PROJECT NUMBER: 3434399A | **WELL NUMBER:** MW-61

PROJECT NAME: Whirlpool, Ft. Smith, Arkansas

WELL PURGE DATA

Date	5/13/14	Well Construction	3/4" PVC
Time	0845	Total Volume Purged (gal)	~1
Sampler	R. Peterson, T House-Knight	Pump is set at (ft)	2.5 feet above TD
Water Level (ft)	7.67	Well Measurement Technique	Electronic Water Level Meter
Total Depth (ft)	15.36	Well Purge Equipment	Peristaltic Pump
Screen Length (ft)	—		

FIELD PARAMETERS

Purge Time (5 min Δ)	DTW Feet (± 0.1)	Temp °C (±1)	Spec * Cond ~~µS~~ mS/cm (± 3%)	DO mg/L (± 10%)	pH (±0.1)	ORP mV (± 10)	Turbidity NTUs (± 10%)	Flow (mL/min, <100)
0858	11.39	15.15	0.634	2.52	5.42	158.3	14.9	100
** 0905	12.01	15.10	0.639	4.90	5.69	145.1	35.1	100
0910		** PURGED	WELL	DRY **				
1535	7.79	← Returned to well						

5/13/14

SAMPLE COLLECTION DATA

Date: 5/13/14 MW-61-201405	Odor: no odor observed
Time: 1540	Color: Clear, slightly turbid when filling last bottle

ANALYSES

# of Containers	Size/Type	Preservative	Analysis	Result
3	40 mL VOA	Hydrochloric (HCL)	VOCs	--
3	40 mL VOA	None	Chloroethanol	--
2	40 mL VOA	Trisodium Phosphate	Volatile Fatty Acids	--
2	40 mL VOA	None	Ethene, Ethane, Methane Acetylene	--
1	250 mL Plastic	None	Sulfate, Alkalinity, Chloride	--
1	250 mL Plastic	NaOH and zinc acetate	Sulfide	--
1	250 mL Plastic	Nitric (HNO3)	Metals (Mn, Fe)	--
1	250 mL Plastic	Sulfuric (H2SO4)	Ammonia, Nitrate and Nitrite	--
1	250 mL Glass (amber)	Sulfuric (H2SO4)	TOC	--
1	250 mL Plastic	Sulfuric (H2SO4)	Phosphate	--
1	1L Plastic	None	DHC, Vinyl Chloride Reductase	--
1	Glass Septa	None	Hydrogen	--
1	Hach Ampule	None	Ferrous Iron	0.18 mg/L

WEATHER

Sunny Cloudy Partly Cloudy

Wind Direction: W

Wind Speed (mph) 0-10 10-25 >25

Temperature: Slight rain 60°F

COMMENTS

* Specific in mS/cm.

** lowered tubing in well as DTW dropped below tubing.

SAMPLE COLLECTION: All vials filled, remaing sample bottles partially filled.

ENVIRON - GROUND WATER SAMPLING LOG

PROJECT NUMBER: 3434399A | **WELL NUMBER:** MW-62

PROJECT NAME: Whirlpool, Ft. Smith, Arkansas

WELL PURGE DATA

Date	5/14/14	Well Construction	3/4" PVC
Time	1030	Total Volume Purged (gal)	~1
Sampler	T. House-Knight, R. Petrse	Pump is set at (ft)	2 feet above TD
Water Level (ft)	5.39	Well Measurement Technique	Electronic Water Level Meter
Total Depth (ft)	20.61	Well Purge Equipment	Peristaltic Pump
Screen Length (ft)	5.00		

FIELD PARAMETERS

Purge Time (5 min Δ)	DTW Feet (± 0.1)	Temp °C (±1)	Spec Cond µS/cm (± 3%)	DO mg/L (± 10%)	pH (±0.1)	ORP mV (± 10)	Turbidity NTUs (± 10%)	Flow (mL/min, <100)
1044	6.69	12.81	644	2.63	5.56	156.7	4.56	50
1054	6.86	13.02	645	1.47	5.53	158.4	7.72	50
1104	6.99	13.23	644	1.54	5.50	162.1	6.43	50
1114	7.06	13.57	641	1.80	5.50	162.6	6.10	50
1124	7.14	13.95	641	2.03	5.53	162.9	3.63	50
1134	7.12	14.36	640	1.93	5.53	163.6	2.46	50
1144	7.28	14.68	639	2.02	5.54	163.2	1.46	50

SAMPLE COLLECTION DATA

Date: 5/14/14 MW-62-201405	Odor: no odor observed
Time: ~~1144~~ 1150	Color: clear

ANALYSES

# of Containers	Size/Type	Preservative	Analysis	Result
3	40 mL VOA	Hydrochloric (HCL)	VOCs	--
3	40 mL VOA	None	Chloroethanol	--
2	40 mL VOA	Trisodium Phosphate	Volatile Fatty Acids	--
2	40 mL VOA	None	Ethene, Ethane, Methane Acetylene	--
1	250 mL Plastic	None	Sulfate, Alkalinity, Chloride	--
1	250 mL Plastic	NaOH and zinc acetate	Sulfide	--
1	250 mL Plastic	Nitric (HNO3)	Metals (Mn, Fe)	--
1	250 mL Plastic	Sulfuric (H2SO4)	Ammonia, Nitrate and Nitrite	--
1	250 mL Glass (amber)	Sulfuric (H2SO4)	TOC	--
1	250 mL Plastic	Sulfuric (H2SO4)	Phosphate	--
1	1L Plastic	None	DHC, Vinyl Chloride Reductase	--
1	Glass Septa	None	Hydrogen	--
1	Hach Ampule	None	Ferrous Iron	0.42 mg/L

WEATHER

Sunny Cloudy Partly Cloudy

Wind Direction: N

Wind Speed (mph) 0-10 10-25 >25

Temperature: 50°F

light rain

COMMENTS

ENVIRON - GROUND WATER SAMPLING LOG

PROJECT NUMBER: 3434399A	**WELL NUMBER: MW-63**
PROJECT NAME: Whirlpool, Ft. Smith, Arkansas	

WELL PURGE DATA

Date	5/14/14	Well Construction	3/4" PVC
Time	0805	Total Volume Purged (gal)	~1
Sampler	T. Housenight, R. Petersen	Pump is set at (ft)	2.5 feet above TD
Water Level (ft)	4.72	Well Measurement Technique	Electronic Water Level Meter
Total Depth (ft)	21.04	Well Purge Equipment	Peristaltic Pump
Screen Length (ft)	5.00		

FIELD PARAMETERS

Purge Time (5 min Δ)	DTW Feet (± 0.1)	Temp °C (±1)	Spec Cond µS/cm (± 3%)	DO mg/L (± 10%)	pH (±0.1)	ORP mV (± 10)	Turbidity NTUs (± 10%)	Flow (mL/min, <100)
0816	7.82	13.77	602	3.28	5.34	135.1	17.9	75
0821	8.19	13.61	603	1.83	5.30	142.2	18.4	75
0831	7.92	13.29	606	1.31	5.22	156.9	36.4	50
0841 1047	7.90	13.26	607	0.80	5.26	159.7	46.8	50
0851 1057	7.90	13.22	608	0.75	5.31	161.7	31.9	50
0901	7.90	13.26	608	0.53	5.35	162.6	23.6	50
0911	7.90	13.21	608	0.54	5.38	164.0	18.7	50

SAMPLE COLLECTION DATA

Date: 5/14/14	Odor: no odor observed
Time: 0920	Color: clear

ANALYSES

# of Containers	Size/Type	Preservative	Analysis	Result
3	40 mL VOA	Hydrochloric (HCL)	VOCs	--
3	40 mL VOA	None	Chloroethanol	--
2	40 mL VOA	Trisodium Phosphate	Volatile Fatty Acids	--
2	40 mL VOA	None	Ethene, Ethane, Methane Acetylene	--
1	250 mL Plastic	None	Sulfate, Alkalinity, Chloride	--
1	250 mL Plastic	NaOH and zinc acetate	Sulfide	--
1	250 mL Plastic	Nitric (HNO3)	Metals (Mn, Fe)	--
1	250 mL Plastic	Sulfuric (H2SO4)	Ammonia, Nitrate and Nitrite	--
1	250 mL Glass (amber)	Sulfuric (H2SO4)	TOC	--
1	250 mL Plastic	Sulfuric (H2SO4)	Phosphate	--
1	1L Plastic	None	DHC, Vinyl Chloride Reductase	--
1	Glass Septa	None	Hydrogen	--
1	Hach Ampule	None	Ferrous Iron	0.03 mg/L

WEATHER

Sunny (Cloudy) Partly Cloudy

Wind Direction: N

Wind Speed (mph) (0-10) 10-25 >25

Temperature: 55°F

rainy

COMMENTS

* lowered pumping rate due to excessive drawdown

Waiting 1-hr mark, parameters stabilizing, collected sample

ENVIRON - GROUND WATER SAMPLING LOG

PROJECT NUMBER: 3434399A | **WELL NUMBER:** MW-65

PROJECT NAME: Whirlpool, Ft. Smith, Arkansas

WELL PURGE DATA

Date	5/14/14	Well Construction	2" PVC
Time	0826	Total Volume Purged (gal)	1.2
Sampler	N. Zurmeller	Pump is set at (ft)	26.7' btoc
Water Level (ft)	10.79	Well Measurement Technique	Electronic Water Level Meter
Total Depth (ft)	31.71' btoc	Well Purge Equipment	Peristaltic Pump
Screen Length (ft)	10.00		

FIELD PARAMETERS

Purge Time (5 min Δ)	DTW Feet (± 0.1)	Temp °C (±1)	Spec Cond µS/cm (± 3%)	DO mg/L (± 10%)	pH (±0.1)	ORP mV (± 10)	Turbidity NTUs (± 10%)	Flow (mL/min, <100)
0836	10.79	14.94	2164	2.86	4.80	340.3	11.81	100
0841	10.79	15.16	2171	3.11	4.85	348.0	10.66	100
0851	10.79	15.30	2143	3.05	4.92	355.1	7.21	100
0856	10.79	15.35	2042	3.10	4.94	352.3	6.17	100
0902	10.79	15.25	1960	3.35	4.94	321.5	4.42	100
0907	10.79	15.25	1938	3.47	4.92	345.2	5.23	100
0912	10.79	15.36	1918	3.47	4.91	345.4	6.05	100

SAMPLE COLLECTION DATA

Date: ~~0915~~ 0912 5/14/14 | Odor: None

Time: 0915 | Color: Clear

ANALYSES

# of Containers	Size/Type	Preservative	Analysis	Result
3	40 mL VOA	Hydrochloric (HCL)	VOCs	--
3	40 mL VOA	None	Chloroethanol	--
2	40 mL VOA	Trisodium Phosphate	Volatile Fatty Acids	--
2	40 mL VOA	None	Ethene, Ethane, Methane Acetylene	--
1	250 mL Plastic	None	Sulfate, Alkalinity, Chloride	--
1	250 mL Plastic	NaOH and zinc acetate	Sulfide	--
1	250 mL Plastic	Nitric (HNO3)	Metals (Mn, Fe)	--
1	250 mL Plastic	Sulfuric (H2SO4)	Ammonia, Nitrate and Nitrite	--
1	250 mL Glass (amber)	Sulfuric (H2SO4)	TOC	--
1	250 mL Plastic	Sulfuric (H2SO4)	Phosphate	--
1	1L Plastic	None	DHC, Vinyl Chloride Reductase	--
1	Glass Septa	None	Hydrogen	--
1	Hach Ampule	None	Ferrous Iron	0.02

WEATHER

Sunny (Cloudy) Partly Cloudy

Wind Direction: East

Wind Speed (mph) (0-10) 10-25 >25

Temperature: 50°F Rain

COMMENTS

ENVIRON - GROUND WATER SAMPLING LOG

PROJECT NUMBER: 3434399A | **WELL NUMBER:** MW-66

PROJECT NAME: Whirlpool, Ft. Smith, Arkansas

WELL PURGE DATA

Date	5/13/14	Well Construction	2" PVC
Time	1346	Total Volume Purged (gal)	~2.5
Sampler	K. Petersen & T. Houx Knight	Pump is set at (ft)	2 feet above TD
Water Level (ft)	5.31	Well Measurement Technique	Electronic Water Level Meter
Total Depth (ft)	17.30	Well Purge Equipment	Peristaltic Pump
Screen Length (ft)	5.00		

FIELD PARAMETERS

Purge Time (5 min Δ)	DTW Feet (± 0.1)	Temp °C (±1)	Spec Cond µS/cm (± 3%)	DO mg/L (± 10%)	pH (±0.1)	ORP mV (± 10)	Turbidity NTUs (± 10%)	Flow (mL/min, <100)
1351	5.54	17.09	800	2.22	6.14	88.1	23.5	100
1356	5.54	17.03	796	1.64	5.67	114.5	51.2	100
1401	5.54	17.36	793	1.39	5.72	114.7	56.3	100
1406 *	5.57	17.20	792	2.25	5.87	115.3	47.3	100
1421	5.63	17.12	791	1.12	5.76	121.1	44.5	100
1426	5.64	17.18	792	1.05	5.78	120.1	39.6	100
1431	5.64	17.21	~~17.08~~ 791	1.00	5.78	120.9	33.9	100
1436	5.66	17.27	791	1.03	5.80	118.8	27.9	100
1441	5.69	17.24	792	1.01	5.82	118.2	27.0	100
1446	~~5.67~~ 5.70	17.00	791	0.98	5.77	121.8	24.6	100

SAMPLE COLLECTION DATA

Date: 5/13/14	MW-66-201405	Odor:	no odor observed.
Time: 1450		Color:	Clear

ANALYSES

# of Containers	Size/Type	Preservative	Analysis	Result
3	40 mL VOA	Hydrochloric (HCL)	VOCs	--
3	40 mL VOA	None	Chloroethanol	--
2	40 mL VOA	Trisodium Phosphate	Volatile Fatty Acids	--
2	40 mL VOA	None	Ethene, Ethane, Methane Acetylene	--
1	250 mL Plastic	None	Sulfate, Alkalinity, Chloride	--
1	250 mL Plastic	NaOH and zinc acetate	Sulfide	--
1	250 mL Plastic	Nitric (HNO3)	Metals (Mn, Fe)	--
1	250 mL Plastic	Sulfuric (H2SO4)	Ammonia, Nitrate and Nitrite	--
1	250 mL Glass (amber)	Sulfuric (H2SO4)	TOC	--
1	250 mL Plastic	Sulfuric (H2SO4)	Phosphate	--
1	1L Plastic	None	DHC, Vinyl Chloride Reductase	--
1	Glass Septa	None	Hydrogen	--
1	Hach Ampule	None	Ferrous Iron	0.00 mg/L

WEATHER

Sunny (Cloudy) Partly Cloudy

Wind Direction: N

Wind Speed (mph) (0-10) 10-25 >25

Temperature: 60°F

COMMENTS

* flushed out flow-through cell of YSI

ENVIRON - GROUND WATER SAMPLING LOG

PROJECT NUMBER: 3434399A	**WELL NUMBER:** MW-67
PROJECT NAME: Whirlpool, Ft. Smith, Arkansas	

WELL PURGE DATA

Date	5/13/2014	Well Construction	2" PVC
Time	1150	Total Volume Purged (gal)	~3
Sampler	K Petersen / T Hawkins	Pump is set at (ft)	2 feet above TD
Water Level (ft)	9.16	Well Measurement Technique	Electronic Water Level Meter
Total Depth (ft)	13.40	Well Purge Equipment	Peristaltic Pump
Screen Length (ft)	5.00		

FIELD PARAMETERS

Purge Time (5 min Δ)	DTW Feet (± 0.1)	Temp °C (±1)	Spec Cond µS/cm (± 3%)	DO mg/L (± 10%)	pH (±0.1)	ORP mV (± 10)	Turbidity NTUs (± 10%)	Flow (mL/min, <100)
1200	10.01	16.71	914	3.75	6.46	72.4	7.98	100
1205	10.01	16.68	918	2.75	6.38	75.4	5.74	100
1210	10.19	16.92	921	1.81	6.46	71.1	4.10	100
1215	10.24	16.83	920	1.85	6.48	69.6	4.35	100
1220	10.39	16.83	916	1.69	6.46	71.5	3.65	100
1225	10.49	17.00	918	2.40	6.45	73.2	6.22	100
1230	10.64	16.85	917	2.17	6.46	73.5	45.3	100
1235	10.70	17.02	922	1.61	6.48	74.4	36.8	100
1240	10.80	17.13	918	1.60	6.49	74.4	29.5	100
* 1245	10.90	17.41	911	1.38	6.51	73.2	25.2	100
1250	11.15	17.69	910	3.47	6.61	73.3	10.43	100
					KE	5/13/14		

SAMPLE COLLECTION DATA

Date: 5/13/14 MW-67-20140505	Odor: no odor observed
Time: 1302	Color: clear

ANALYSES

# of Containers	Size/Type	Preservative	Analysis	Result
3	40 mL VOA	Hydrochloric (HCL)	VOCs	--
3	40 mL VOA	None	Chloroethanol	--
2	40 mL VOA	Trisodium Phosphate	Volatile Fatty Acids	--
2	40 mL VOA	None	Ethene, Ethane, Methane Acetylene	--
1	250 mL Plastic	None	Sulfate, Alkalinity, Chloride	--
1	250 mL Plastic	NaOH and zinc acetate	Sulfide	--
1	250 mL Plastic	Nitric (HNO3)	Metals (Mn, Fe)	--
1	250 mL Plastic	Sulfuric (H2SO4)	Ammonia, Nitrate and Nitrite	--
1	250 mL Glass (amber)	Sulfuric (H2SO4)	TOC	--
1	250 mL Plastic	Sulfuric (H2SO4)	Phosphate	--
1	1L Plastic	None	DHC, Vinyl Chloride Reductase	--
1	Glass Septa	None	Hydrogen	--
1	Hach Ampule	None	Ferrous Iron	0.04

WEATHER

Sunny (Cloudy) Partly Cloudy

Wind Direction: N

Wind Speed (mph) (0-10) 10-25 >25

Temperature: 65°F

COMMENTS

* flushed out ~~Horiba~~ YSI to remove trapped silt/soil. KP 5/13/14

ENVIRON - GROUND WATER SAMPLING LOG

PROJECT NUMBER: 3434399A | **WELL NUMBER:** MW-68

PROJECT NAME: Whirlpool, Ft. Smith, Arkansas

WELL PURGE DATA

Date	5/14/14	Well Construction	2" PVC
Time	1450	Total Volume Purged (gal)	1.5
Sampler	RP / THK	Pump is set at (ft)	100 mL/min
Water Level (ft)	10.65	Well Measurement Technique	Electronic Water Level Meter
Total Depth (ft)	20.34	Well Purge Equipment	Peristaltic Pump
Screen Length (ft)	10.00		

FIELD PARAMETERS

Purge Time (5 min Δ)	DTW Feet (± 0.1)	Temp °C (±1)	Spec Cond µS/cm (± 3%)	DO mg/L (± 10%)	pH (±0.1)	ORP mV (± 10)	Turbidity NTUs (± 10%)	Flow (mL/min, <100)
14:59	6.72	14.37	1117	2.50	4.68	190.0	1.72	100 mL/min
15:04	6.72	14.19	1122	1.72	4.68	193.7	2.16	100
15:09	6.72	14.28	1120	1.65	4.70	195.0	1.69	100
15:14	6.72	14.27	1118	1.66	4.74	194.3	1.08	100
15:19	6.72	14.37	1115	1.44	4.74	197.9	0.77	100
15:24	6.72	14.51	1115	1.45	4.78	197.1	3.12	100
15:29	6.72	14.74	1113	1.52	4.81	196.5	1.85	100

SAMPLE COLLECTION DATA

Date: 5/14/14 | Odor: None

Time: 1535 | Color: Clear

ANALYSES

# of Containers	Size/Type	Preservative	Analysis	Result
3	40 mL VOA	Hydrochloric (HCL)	VOCs	--
3	40 mL VOA	None	Chloroethanol	--
2	40 mL VOA	Trisodium Phosphate	Volatile Fatty Acids	--
2	40 mL VOA	None	Ethene, Ethane, Methane Acetylene	--
1	250 mL Plastic	None	Sulfate, Alkalinity, Chloride	--
1	250 mL Plastic	NaOH and zinc acetate	Sulfide	--
1	250 mL Plastic	Nitric (HNO3)	Metals (Mn, Fe)	--
1	250 mL Plastic	Sulfuric (H2SO4)	Ammonia, Nitrate and Nitrite	--
1	250 mL Glass (amber)	Sulfuric (H2SO4)	TOC	--
1	250 mL Plastic	Sulfuric (H2SO4)	Phosphate	--
1	1L Plastic	None	DHC, Vinyl Chloride Reductase	--
1	Glass Septa	None	Hydrogen	--
1	Hach Ampule	None	Ferrous Iron	0.11mg/L

WEATHER

(Cloudy) Partly Cloudy

ection: N

(mph) (0-10) 10-25 >25

ure: 50°F

COMMENTS

Rain

ENVIRON - GROUND WATER SAMPLING LOG

PROJECT NUMBER: 3434399A | **WELL NUMBER:** RW-69

PROJECT NAME: Whirlpool, Ft. Smith, Arkansas

WELL PURGE DATA

Date	5/13/2014	Well Construction	4" PVC
Time	1500	Total Volume Purged (~~gal~~) L	3.2 L
Sampler	LWS	Pump is set at (ft)	5' from bottom
Water Level (ft)	8.15	Well Measurement Technique	Electronic Water Level Meter
Total Depth (ft)		Well Purge Equipment	Peristaltic Pump
Screen Length (ft)	10.00		

FIELD PARAMETERS

Purge Time (5 min Δ)	DTW Feet (± 0.1)	Temp °C (±1)	Spec Cond µS/cm (± 3%)	DO mg/L (± 10%)	pH (±0.1)	ORP mV (± 10)	Turbidity NTUs (± 10%)	Flow (mL/min, <100)
1505	8.15	16.43	1004	0.90	4.92	-132.3	13.4	100
1510	8.15	16.29	1004	0.74	4.89	-137.1	5.68	100
1515	8.15	16.32	1003	0.67	4.90	-133.3	5.02	100
1520	8.15	16.34	1003	0.69	4.90	-129.4	2.94	100
1526	8.15	16.34	1003	0.60	4.89	-130.4	3.00	100
1530	8.15	16.36	1003	0.59	4.89	-124.5	3.19	100

SAMPLE COLLECTION DATA

Date: 5/13/14	Odor: NONE
Time: 1535	Color: Clear

ANALYSES

# of Containers	Size/Type	Preservative	Analysis	Result
3	40 mL VOA	Hydrochloric (HCL)	VOCs	--
3	40 mL VOA	None	Chloroethanol	--
2	40 mL VOA	Trisodium Phosphate	Volatile Fatty Acids	--
2	40 mL VOA	None	Ethene, Ethane, Methane Acetylene	--
1	250 mL Plastic	None	Sulfate, Alkalinity, Chloride	--
1	250 mL Plastic	NaOH and zinc acetate	Sulfide	--
1	250 mL Plastic	Nitric (HNO3)	Metals (Mn, Fe)	--
1	250 mL Plastic	Sulfuric (H2SO4)	Ammonia, Nitrate and Nitrite	--
1	250 mL Glass (amber)	Sulfuric (H2SO4)	TOC	--
1	250 mL Plastic	Sulfuric (H2SO4)	Phosphate	--
1	1L Plastic	None	DHC, Vinyl Chloride Reductase	--
1	Glass Septa	None	Hydrogen	--
1	Hach Ampule	None	Ferrous Iron	0.00

WEATHER

Sunny (Cloudy) Partly Cloudy

Wind Direction: SW

Wind Speed (mph) (0-10) 10-25 >25

Temperature: 54

COMMENTS

MS/MSD

ENVIRON - GROUND WATER SAMPLING LOG

PROJECT NUMBER: 3434399A | **WELL NUMBER:** MW-71

PROJECT NAME: Whirlpool, Ft. Smith, Arkansas

WELL PURGE DATA

Date	5/13/2014	Well Construction	2" PVC
Time	1220	Total Volume Purged (gal)	
Sampler	WES	Pump is set at (ft)	5' off the bottom ~21.99'
Water Level (ft)	8.19	Well Measurement Technique	Electronic Water Level Meter
Total Depth (ft)	26.99	Well Purge Equipment	Peristaltic Pump
Screen Length (ft)	Unknown		

FIELD PARAMETERS

Purge Time (5 min Δ)	DTW Feet (± 0.1)	Temp °C (±1)	Spec Cond µS/cm (± 3%)	DO mg/L (± 10%)	pH (±0.1)	ORP mV (± 10)	Turbidity NTUs (± 10%)	Flow (mL/min, <100)
1240	8.19	16.30	926	1.26	4.74	-120.0	49.1	100
1245	8.19	16.49	926	1.09	4.74	-110.6	39.5	100
1250	8.19	16.70	927	1.07	4.75	-113.0	34.5	100
1255	8.19	16.88	930	1.13	4.77	-116.1	45.0	100
1300	8.19	16.99	933	1.03	4.78	-112.5	35.2	100
1305	8.19	16.48	934	0.98	4.74	-122.0	22.0	100
1310	8.19	16.42	933	0.90	4.73	-103.3	18.1	100
1315	8.19	16.30	933 (WES)	0.86	4.72	-111.1	18.7	100
~~1320~~ 1320 WES	8.19	16.19	933	0.84	4.72	-114.8	17.4	100
1325	8.19	16.18	932	0.82	4.71	-116.2	16.9	100
~~1330~~ WES								

SAMPLE COLLECTION DATA

Date:	5/13/2014	Odor:	None
Time:	1330	Color:	Light Yellow

ANALYSES

# of Containers	Size/Type	Preservative	Analysis	Result
3	40 mL VOA	Hydrochloric (HCL)	VOCs	--
3	40 mL VOA	None	Chloroethanol	--
2	40 mL VOA	Trisodium Phosphate	Volatile Fatty Acids	--
2	40 mL VOA	None	Ethene, Ethane, Methane Acetylene	--
1	250 mL Plastic	None	Sulfate, Alkalinity, Chloride	--
1	250 mL Plastic	NaOH and zinc acetate	Sulfide	--
1	250 mL Plastic	Nitric (HNO3)	Metals (Mn, Fe)	--
1	250 mL Plastic	Sulfuric (H2SO4)	Ammonia, Nitrate and Nitrite	--
1	250 mL Glass (amber)	Sulfuric (H2SO4)	TOC	--
1	250 mL Plastic	Sulfuric (H2SO4)	Phosphate	--
1	1L Plastic	None	DHC, Vinyl Chloride Reductase	--
1	Glass Septa	None	Hydrogen	--
1	Hach Ampule	None	Ferrous Iron	0.00

WEATHER

Sunny (Cloudy) Partly Cloudy

Wind Direction: SW

Wind Speed (mph) 0-10 (10-25) >25

Temperature: 53°

COMMENTS

ENVIRON - GROUND WATER SAMPLING LOG

PROJECT NUMBER: 3434399A	**WELL NUMBER:** IW-72
PROJECT NAME: Whirlpool, Ft. Smith, Arkansas	

WELL PURGE DATA

Date	5/12/14	Well Construction	2" PVC
Time	~~0945~~ 1538	Total Volume Purged (gal)	0.92 gal
Sampler	Luttrell	Pump is set at (ft)	21.9
Water Level (ft)	8.29	Well Measurement Technique	Electronic Water Level Meter
Total Depth (ft)	26.90	Well Purge Equipment	Peristaltic Pump
Screen Length (ft)	10.00		

FIELD PARAMETERS

Purge Time (5 min Δ)	DTW Feet (± 0.1)	Temp °C (±1)	Spec Cond µS/cm (± 3%)	DO mg/L (± 10%)	pH (±0.1)	ORP mV (± 10)	Turbidity NTUs (± 10%)	Flow (mL/min, <100)
1548	8.38	22.8	0.936	~~6.7~~ 5.5	5.81	642.6	16.2	100
1553	8.38	22.9	0.926	4.61	5.84	649.1	15.1	100
1558	8.38	22.7	0.926	4.38	5.87	651.9	13.3	100
1603	8.38	22.62	0.916	4.29	5.88	656.4	11.9	100
1608	8.38	22.34	0.919	4.24	5.89	661.4	13.5	100
1613	8.39	22.29	0.915	4.06	5.90	665.0	10.91	100
1618	8.39	22.17	0.919	4.00	5.90	668.8	11.83	100
1623	8.41	21.6	0.929	4.00	5.91	672.4	9.49	100

SAMPLE COLLECTION DATA

Date: 5/12/14	Odor: None
Time: ~1630	Color: Permanganate

ANALYSES

# of Containers	Size/Type	Preservative	Analysis	Result
3	40 mL VOA	Hydrochloric (HCL)	VOCs	--
3	40 mL VOA	None	Chloroethanol	--
2	40 mL VOA	Trisodium Phosphate	Volatile Fatty Acids	--
2	40 mL VOA	None	Ethene, Ethane, Methane Acetylene	--
1	250 mL Plastic	None	Sulfate, Alkalinity, Chloride	--
1	250 mL Plastic	NaOH and zinc acetate	Sulfide	--
1	250 mL Plastic	Nitric (HNO3)	Metals (Mn, Fe)	--
1	250 mL Plastic	Sulfuric (H2SO4)	Ammonia, Nitrate and Nitrite	--
1	250 mL Glass (amber)	Sulfuric (H2SO4)	TOC	--
1	250 mL Plastic	Sulfuric (H2SO4)	Phosphate	--
1	1L Plastic	None	DHC, Vinyl Chloride Reductase	--
1	Glass Septa	None	Hydrogen	--
1	Hach Ampule	None	Ferrous Iron	.06 mg/L

WEATHER

Sunny Cloudy Partly Cloudy

Wind Direction: North

Wind Speed (mph) 0-10 10-25 >25

Temperature: 90°F

COMMENTS

It began raining as sampling began around 1630.

YSI - 16708 Colorimeter 07/2014

Turbidimeter 019890

ENVIRON - GROUND WATER SAMPLING LOG

PROJECT NUMBER: 3434399A | **WELL NUMBER:** IW-73

PROJECT NAME: Whirlpool, Ft. Smith, Arkansas

WELL PURGE DATA

Date	5/14/14	Well Construction	2" PVC
Time	1515	Total Volume Purged (gal)	1.3
Sampler	LNW/NORTON	Pump is set at (ft)	24.6
Water Level (ft)	8.36	Well Measurement Technique	Electronic Water Level Meter
Total Depth (ft)	29.6	Well Purge Equipment	Peristaltic Pump
Screen Length (ft)	UNKNOWN		

FIELD PARAMETERS

Purge Time (5 min Δ)	DTW Feet (± 0.1)	Temp °C (±1)	Spec Cond µS/cm (± 3%)	DO mg/L (± 10%)	pH (±0.1)	ORP mV (± 10)	Turbidity NTUs (± 10%)	Flow (mL/min, <100)
1528	8.36	16.21	188	1.97	6.37	158.2	17.4	100
1533	8.37	16.54	173	2.1	6.39	166.4	16.4	100
1538	8.36	16.92	174	2.12	6.39	172.2	18.8	100
1543	8.37	16.77	175	2.19	6.39	175.2	20.6	100
1548	8.37	16.89	177	2.22	6.36	179.2	22.2	100
1553	8.36	17.04	179	2.30	6.37	182.6	23.7	100
1558	8.36	17.03	180	2.50	6.39	182.8	23.1	100
1603	8.37	17.16	183	2.45	6.37	185.7	25.7	100

SAMPLE COLLECTION DATA

Date: 5/14/14	Odor: NONE
Time: 1610	Color: YELLOW TINT

ANALYSES

# of Containers	Size/Type	Preservative	Analysis	Result
3	40 mL VOA	Hydrochloric (HCL)	VOCs	--
3	40 mL VOA	None	Chloroethanol	--
2	40 mL VOA	Trisodium Phosphate	Volatile Fatty Acids	--
2	40 mL VOA	None	Ethene, Ethane, Methane Acetylene	--
1	250 mL Plastic	None	Sulfate, Alkalinity, Chloride	--
1	250 mL Plastic	NaOH and zinc acetate	Sulfide	--
1	250 mL Plastic	Nitric (HNO3)	Metals (Mn, Fe)	--
1	250 mL Plastic	Sulfuric (H2SO4)	Ammonia, Nitrate and Nitrite	--
1	250 mL Glass (amber)	Sulfuric (H2SO4)	TOC	--
1	250 mL Plastic	Sulfuric (H2SO4)	Phosphate	--
1	1L Plastic	None	DHC, Vinyl Chloride Reductase	--
1	Glass Septa	None	Hydrogen	--
1	Hach Ampule	None	Ferrous Iron	0.5 mg/L

WEATHER

Sunny / Cloudy / Partly Cloudy

Wind Direction: ~~NW~~ NORTHEAST

Wind Speed (mph) 0-10 / 10-25 / >25

Temperature: 60°F

COMMENTS

ENVIRON - GROUND WATER SAMPLING LOG

PROJECT NUMBER: 3434399A | **WELL NUMBER:** IW-74

PROJECT NAME: Whirlpool, Ft. Smith, Arkansas

WELL PURGE DATA

Date	5/14/14	Well Construction	2" PVC
Time	1114	Total Volume Purged (gal)	1.2
Sampler	LUKE MARTIN	Pump is set at (ft)	22.5 FEET
Water Level (ft)	8.99	Well Measurement Technique	Electronic Water Level Meter
Total Depth (ft)	27.5 FEET	Well Purge Equipment	Peristaltic Pump
Screen Length (ft)	10.00		

FIELD PARAMETERS

Purge Time (5 min Δ)	DTW Feet (± 0.1)	Temp °C (±1)	Spec Cond µS/cm (± 3%)	DO mg/L (± 10%)	pH (±0.1)	ORP mV (± 10)	Turbidity NTUs (± 10%)	Flow (mL/min, <100)
1124	9.05	16.85	1199	1.77	5.93	191.4	8.75	100
1129	9.05	16.98	1202	1.69	5.92	193.0	7.08	100
1134	9.05	17.02	1205	1.48	5.91	193.8	6.55	100
1139	9.05	17.36	1209	1.35	5.91	185.0	5.8	100
1144	9.05	17.46	1214	1.32	5.88	197.8	7.32	100
1149	9.04	17.64	1221	1.23	5.88	192.6	3.63	100
1154	9.05	17.56	1227	1.27	5.86	190.3	4.46	100
1159	9.04	17.66	1229	1.23	5.86	192.3	3.91	100

SAMPLE COLLECTION DATA

Date: 5/14/14 | Odor: NONE

Time: 1205 | Color: SLIGHT YELLOW TINT

ANALYSES

# of Containers	Size/Type	Preservative	Analysis	Result
3	40 mL VOA	Hydrochloric (HCL)	VOCs	--
3	40 mL VOA	None	Chloroethanol	--
2	40 mL VOA	Trisodium Phosphate	Volatile Fatty Acids	--
2	40 mL VOA	None	Ethene, Ethane, Methane Acetylene	--
1	250 mL Plastic	None	Sulfate, Alkalinity, Chloride	--
1	250 mL Plastic	NaOH and zinc acetate	Sulfide	--
1	250 mL Plastic	Nitric (HNO3)	Metals (Mn, Fe)	--
1	250 mL Plastic	Sulfuric (H2SO4)	Ammonia, Nitrate and Nitrite	--
1	250 mL Glass (amber)	Sulfuric (H2SO4)	TOC	--
1	250 mL Plastic	Sulfuric (H2SO4)	Phosphate	--
1	1L Plastic	None	DHC, Vinyl Chloride Reductase	--
1	Glass Septa	None	Hydrogen	--
1	Hach Ampule	None	Ferrous Iron	0.0 mg/L

WEATHER

Sunny Cloudy Partly Cloudy

Wind Direction: EAST

Wind Speed (mph) 0-10 10-25 >25

Temperature: 50's Low 55 °F

COMMENTS

RAINING DURING SAMPLE

ENVIRON - GROUND WATER SAMPLING LOG

PROJECT NUMBER: 3434399A | **WELL NUMBER:** IW-76

PROJECT NAME: Whirlpool, Ft. Smith, Arkansas

WELL PURGE DATA

Date	5/14/14	Well Construction	2" PVC
Time	1017	Total Volume Purged (gal)	1.5
Sampler	N. Zumpfler	Pump is set at (ft)	23.1' btoc
Water Level (ft)	9.30' btoc	Well Measurement Technique	Electronic Water Level Meter
Total Depth (ft)	28.17' btoc	Well Purge Equipment	Peristaltic Pump
Screen Length (ft)	Unknown		

FIELD PARAMETERS

Purge Time (5 min Δ)	DTW Feet (± 0.1)	Temp °C (±1)	Spec Cond µS/cm (± 3%)	DO mg/L (± 10%)	pH (±0.1)	ORP mV (± 10)	Turbidity NTUs (± 10%)	Flow (mL/min, <100)
1033	9.31	14.95	1030	1.72	5.31	712.4	6.89	100
1038	9.31	15.16	1023	1.62	5.29	716.8	6.81	100
1043	9.31	15.23	1021	1.49	5.28	721.1	6.72	100
1048	9.31	15.51	1018	1.55	5.28	724.5	6.06	100
1053	9.31	15.39	1021	1.51	5.27	726.8	5.57	100
1058	9.31	15.49	1021	1.56	5.27	730.0	4.55	100
1103	9.31	15.57	1021	1.70	5.27	733.2	4.65	100
1108	9.31	15.67	1024	1.74	5.25	734.6	4.01	100
1113	9.31	15.68	1027	1.81	5.25	735.1	4.13	100

SAMPLE COLLECTION DATA

Date: 5/14/14 | Odor: None

Time: 1115 | Color: Pink

ANALYSES

# of Containers	Size/Type	Preservative	Analysis	Result
3	40 mL VOA	Hydrochloric (HCL)	VOCs	--
3	40 mL VOA	None	Chloroethanol	--
2	40 mL VOA	Trisodium Phosphate	Volatile Fatty Acids	--
2	40 mL VOA	None	Ethene, Ethane, Methane Acetylene	--
1	250 mL Plastic	None	Sulfate, Alkalinity, Chloride	--
1	250 mL Plastic	NaOH and zinc acetate	Sulfide	--
1	250 mL Plastic	Nitric (HNO3)	Metals (Mn, Fe)	--
1	250 mL Plastic	Sulfuric (H2SO4)	Ammonia, Nitrate and Nitrite	--
1	250 mL Glass (amber)	Sulfuric (H2SO4)	TOC	--
1	250 mL Plastic	Sulfuric (H2SO4)	Phosphate	--
1	1L Plastic	None	DHC, Vinyl Chloride Reductase	--
1	Glass Septa	None	Hydrogen	--
1	Hach Ampule	None	Ferrous Iron	0.0 mg/L

WEATHER

Sunny (Cloudy) Partly Cloudy

Wind Direction: East

Wind Speed (mph) ~~0-10~~ 10-25 >25

Temperature: 55°F light rain

COMMENTS

Initially purple (light purple) ~ (3) on Permanganate chart.

Permanganate ~ (2) @ end of Purge (pink)

ENVIRON - GROUND WATER SAMPLING LOG

PROJECT NUMBER: 3434399A | **WELL NUMBER:** IW-77

PROJECT NAME: Whirlpool, Ft. Smith, Arkansas

WELL PURGE DATA

Date	5/14/14	Well Construction	2" PVC
Time	0825	Total Volume Purged (gal)	2.3
Sampler	LUCY MARTON	Pump is set at (ft)	22
Water Level (ft)	9.86	Well Measurement Technique	Electronic Water Level Meter
Total Depth (ft)	27.85	Well Purge Equipment	Peristaltic Pump
Screen Length (ft)	10.00		

FIELD PARAMETERS

Purge Time (5 min Δ)	DTW Feet (± 0.1)	Temp °C (±1)	Spec Cond µS/cm (± 3%)	DO mg/L (± 10%)	pH (±0.1)	ORP mV (± 10)	Turbidity NTUs (± 10%)	Flow (mL/min, <100)
0838	9.83	14.37	854	0.00	5.55	147.6	39.0	100
0843	9.88	15.08	858	0.41	5.57	133	32.0	100
0848	9.88	15.22	856	0.32	5.58	119.7	23.9	100
0853	9.89	15.38	855	0.33	5.58	107.2	28.9	100
0858	9.88	15.39	858	0.23	5.58	105.8	27.0	100
0903	9.88	15.26	902	0.23	5.58	100.8	20.2	100
0908	9.88	15.38	964	0.21	5.57	99.7	26.2	100
0913	9.88	15.45	874	0.23	5.56	98.4	18.9	100
0918	9.88	15.59	882	0.16	5.56	90.4	16.8	100
0923	9.88	15.54	888	0.16	5.55	85.2	17.3	100
0928	9.88	15.86	899	0.17	5.55	82.9	15.5	100
0933	9.89	15.09	910	0.17	5.52	87.0	20.2	100
0938	9.89	15.08	914	0.16	5.52	86.5	17.0	100
0943	9.89	15.7	922	0.15	5.52	85.1	17.2	100
0951	9.89	15.76	932	0.13	5.51	85.8	16.7	100

SAMPLE COLLECTION DATA

Date: 5/14/14 | Odor: NONE

Time: 1000 | Color: SLIGHTLY TURBID

ANALYSES

# of Containers	Size/Type	Preservative	Analysis	Result
3	40 mL VOA	Hydrochloric (HCL)	VOCs	--
3	40 mL VOA	None	Chloroethanol	--
2	40 mL VOA	Trisodium Phosphate	Volatile Fatty Acids	--
2	40 mL VOA	None	Ethene, Ethane, Methane Acetylene	--
1	250 mL Plastic	None	Sulfate, Alkalinity, Chloride	--
1	250 mL Plastic	NaOH and zinc acetate	Sulfide	--
1	250 mL Plastic	Nitric (HNO3)	Metals (Mn, Fe)	--
1	250 mL Plastic	Sulfuric (H2SO4)	Ammonia, Nitrate and Nitrite	--
1	250 mL Glass (amber)	Sulfuric (H2SO4)	TOC	--
1	250 mL Plastic	Sulfuric (H2SO4)	Phosphate	--
1	1L Plastic	None	DHC, Vinyl Chloride Reductase	--
1	Glass Septa	None	Hydrogen	--
1	Hach Ampule	None	Ferrous Iron	1.58 mg/L

WEATHER

Sunny Cloudy Partly Cloudy (RAINING)

Wind Direction: EAST

Wind Speed (mph) 0-10 10-25 >25

Temperature: 50°F

COMMENTS

ENVIRON - GROUND WATER SAMPLING LOG

PROJECT NUMBER: 3434399A | **WELL NUMBER:** IW-80

PROJECT NAME: Whirlpool, Ft. Smith, Arkansas

WELL PURGE DATA

Date	5/13/14	Well Construction	2" PVC
Time	11.23	Total Volume Purged (gal)	1.14
Sampler	LUCY MARTON	Pump is set at (ft)	24
Water Level (ft)	10.25	Well Measurement Technique	Electronic Water Level Meter
Total Depth (ft)	29.62	Well Purge Equipment	Peristaltic Pump
Screen Length (ft)	10.00		

FIELD PARAMETERS

Purge Time (5 min Δ)	DTW Feet (± 0.1)	Temp °C (±1)	Spec Cond µS/cm (± 3%)	DO mg/L (± 10%)	pH (±0.1)	ORP mV (± 10)	Turbidity NTUs (± 10%)	Flow (mL/min, <100)
1140	10.29	16.80	810	2.27	5.90	566.0	9.05	100
1145	10.3	16.78	806	2.01	5.92	570.4	8.58	100
1150	10.3	16.6	797	1.94	5.91	576.1	7.85	100
1155	10.3	16.76	792	1.79	5.91	577.4	7.24	100
1200	10.3	16.85	790	1.75	5.93	578.0	6.89	100
1205	10.3	16.86	780	1.71	5.91	581.3	6.48	100
1210	10.3	~~16~~ 17.15	772	1.64	5.91	581.0	6.15	100
1215	10.3	17.01	766	1.61	5.91	581.7	6.02	100

SAMPLE COLLECTION DATA

Date: 5/13/14 | Odor: ~~[illegible]~~ ~~CLEAR [illegible] 0.5 - [illegible]~~ NONE

Time: ~~1[illegible]~~ ~~1220~~ [illegible] 1220 | Color: SLIGHT PINK HUE → 0.5-1

ANALYSES

# of Containers	Size/Type	Preservative	Analysis	Result
3	40 mL VOA	Hydrochloric (HCL)	VOCs	--
3	40 mL VOA	None	Chloroethanol	--
2	40 mL VOA	Trisodium Phosphate	Volatile Fatty Acids	--
2	40 mL VOA	None	Ethene, Ethane, Methane Acetylene	--
1	250 mL Plastic	None	Sulfate, Alkalinity, Chloride	--
1	250 mL Plastic	NaOH and zinc acetate	Sulfide	--
1	250 mL Plastic	Nitric (HNO3)	Metals (Mn, Fe)	--
1	250 mL Plastic	Sulfuric (H2SO4)	Ammonia, Nitrate and Nitrite	--
1	250 mL Glass (amber)	Sulfuric (H2SO4)	TOC	--
1	250 mL Plastic	Sulfuric (H2SO4)	Phosphate	--
1	1L Plastic	None	DHC, Vinyl Chloride Reductase	--
1	Glass Septa	None	Hydrogen	--
1	Hach Ampule	None	Ferrous Iron	0.00 mg/L

WEATHER

Sunny Cloudy Partly Cloudy

Wind Direction: EAST

Wind Speed (mph) 0-10 10-25 >25

Temperature: 60

COMMENTS

Location FT SMITH Date 5/12/2014

Project / Client WHIRLPOOL 77°F

2Q GW SAMPLING Cloudy

0700	COLIN SMALLEY (CS) ARRIVES ONSITE.
	MET OTHER ENVIRON SAMPLERS:
	WENDY STONESTREET (WES)
	RENEE PETERSON (RP)
	MICKY SHETTY (MS)
	LUCY MARTON (LM)
	JOSH MEYER (JM)
	NICK ZURWELLER (NZ)
0715	HAD HEALTH & SAFETY MEETING.
0750	DISTRIBUTED EQUIPMENT, PREP FOR GAUGING.
0807	CS & RP OFF-SITE TO GAGE NORTHERN NEIGHBORHOOD WELLS. SEE RP's LOG FOR MEASUREMENTS AND DETAIL.
0930	SPOKE WITH A CREW FROM FT SMITH SEWER DEPT - THEY WILL BE EXCAVATING AN AREA ON THE NORTH SIDE OF JACOBS NEAR MW-63.
1208	SPOKE W/ GENTLEMAN FROM ACROSS STREET FROM THE PROPERTY WITH MW-58. HE JUST ASKED WHAT WE WERE DOING.

CS

Location FT SMITH Date 5/12/2014

Project / Client WHIRLPOOL 85°F

2Q GW SAMPLING Cloudy

1220	SPOKE WITH GENTLEMAN AT PROPERTY AT MW-57. HE ASKED IF WE WERE ALLOWED ON THE PROPERTY. I TOLD HIM WE SPOKE WITH THE LADY THAT CS LIVES HERE, SHE GRANTED US ACCESS. HE SAID HE WOULD SPEAK WITH THE ATTORNEY, BUT DID NOT ASK US TO LEAVE AT THIS TIME.
1227	SPOKE WITH BOBBY MORGAN (SAME RESIDENT I SPOKE WITH AT 12:20 - HE SAYS WE ARE NOW DENIED ACCESS, AND SHOULD NOT REENTER THEIR PROPERTY.
1233	- MOB BACK TO BOILER ROOM.
1250	- TO IW-129 / IW-130 TO GAGE SEE RP's LOG FOR DETAILS.
1345	- OFFSITE WITH RP FOR LUNCH.
1420	- ON SITE TO PICK UP EQUIPMENT
1430	- MOB TO MW-58 FOR SAMPLING. SEE RP's LOG FOR DETAILS ON SAMPLING OTHER THAN DISS. HYDROGEN.

CS

52

Location FT SMITH Date 5/12/2014

Project / Client WHIRLPOOL 2Q GW SAMPLING | 70°F, THUNDER CLOUDY

1650 DID NOT SAMPLE FOR DISSOLVED HYDROGEN TODAY DUE TO THUNDER-STORMS IN THE AREA. MOB BACK TO BOILER HOUSE TO PREP SAMPLES FOR TRANSIT TO LAB.

1805 OFF SITE FOR THE DAY.



53

Location FT SMITH Date 5/13/2014

Project / Client WHIRLPOOL 2Q GW SAMPLING | 55°F RAIN CLOUDY

0630 CS ARRIVES ONSITE. BEGIN ORGANIZING WORK AREA IN BOILER ROOM.

0730 H&S MEETING W/ WHOLE TEAM, WES, RP, JM, MS, NZ, LM, AS WELL AS TAMARA HOUSE-KNIGHT (THK)

0815 MOB TO MW-67 FOR DISSOLVED HYDROGEN SAMPLING.

0830 SPOKE TO MR. JEFF FREEMAN OF THE FT SMITH ENGINEERS OFFICE - DEMOLITION OF THE STRUCTURES NEAR MW-67 WILL BEGIN THIS WEEK.

0853 START DISS. H EQUILIBRATION AT MW-67 FLOW RATE = 325 mL/min (10 min)

0903 TAKE DISS. H SAMPLE MW-67-201405
→ 10 min @ 325 mL/min

0921 START DISS. H EQUILIBRATION AT MW-66.
→ FLOW RATE = 310 mL/min (10 min)

0931 TOOK SAMPLE WITHOUT CLOSING STOPCOCK— STARTING AGAIN.

0935 - START DISS. H EQUILIBRATION AT MW-66,
→ FLOW RATE = 310 mL/min (10 min)

0945 - TAKE SAMPLE (DISS. H) MW-66-201405
→ 10 min @ 310 mL/min CS

Location FT SMITH Date 5/13/2014

Project / Client WHIRLPOOL 2Q GW SAMPLING | 58°F CLOUDY

0950 - MOB TO SITE TO DUMP PURGE WATER IN A TOTE.
1040 - REPLACED SEPTUM ON EQUILIBRATION CELL.
1055 - START DISS. H EQUILIBRATION AT MW-68
FLOW RATE = 310 mL/min (10 min)
1105 - TAKE SAMPLE (DISS. H) MW-68-201405
→ 10 min @ 310 mL/min
1130 - START DISS. H EQUILIBRATION AT MW-71
→ FLOW RATE = 340 mL/min (10 min)
1140 - TAKE SAMPLE (DISS. H) MW-71-201405
→ 10 min @ 340 mL/min
1203 - START DISS. H EQUILIBRATION AT RW-69
→ FLOW RATE = 310 mL/min (10 min)
1213 - SAMPLE COMPROMISED BY WATER DRAWN INTO SYRINGE. RE-EQUILIBRATING.
1215 - START DISS. H EQUILIBRATION AT RW-69
→ FLOW RATE = 310 mL/min (10 min)
1225 - TAKE SAMPLE (DISS. H) RW-69-201405
→ 10 min @ 310 mL/min
1230 - OFF SITE FOR LUNCH.
1300 - ON SITE TO EMPTY PURGE WATER.
1305 - MOB TO NEIGHBORHOOD
1331 - START DISS. H EQUILIBRATION AT MW-40
→ FLOW RATE = 350 mL/min

CS

Location FT SMITH Date 5/13/2014

Project / Client WHIRLPOOL 2Q GW SAMPLING | 59°F CLOUDY

1341 - TAKE DISS. H SAMPLE MW-40-201405
→ 10 min @ 350 mL/min
1404 - START DISS. H EQUILIBRATION AT IW-72
→ FLOW RATE = 310 mL/min (10 min)
1414 - TAKE DISS. H SAMPLE IW-72-201405
→ 10 min @ 310 mL/min
1436 - START DISS. H EQUILIBRATION AT IW-74
→ FLOW RATE = 310 mL/min (10 min)
1446 TAKE DISS. H SAMPLE IW-74-201405
→ 10 min @ 310 mL/min
1501 START DISS. H EQUILIBRATION AT IW-73
→ FLOW RATE = 310 mL/min (10 min)
1511 TAKE DISS. H SAMPLE IW-73-201405
→ 10 min @ 310 mL/min
1524 START DISS. H EQUILIBRATION AT MW-41
→ FLOW RATE = 325 mL/min (10 min)
1534 TAKE DISS. H SAMPLE MW-41-201405
→ 10 min @ 325 mL/min
1552 START DISS. H EQUILIBRATION AT IW-76
→ FLOW RATE = 310 mL/min
1602 TAKE DISS. H SAMPLE IW-76-201405
→ 10 min @ 310 mL/min
1624 START DISS. H EQUILIBRATION AT IW-77
→ FLOW RATE = 325 mL/min

CS

Location FT SMITH Date 5/13/2014

Project / Client WHIRLPOOL | 59°F

2Q GW SAMPLING | CLOUDY

1634 TAKE DISS. H SAMPLE IW-77-201405
→ 10 min @ 325 mL/min

1645 MOB ONSITE TO EMPTY PURGE WATER

1708 MOB BACK TO NEIGHBORHOOD

1720 AT MW-58... VAULT FULL OF WATER. AFTER BAILING WATER OUT TO PURGE BUCKET, REMOVED EXPANSION PLUG. WATER IN VAULT ROSE IN <1 MIN TO ABOVE TOP OF CASING, QUICKLY BRINGING DEPTH TO WATER EVEN WITH TOC. WILL TAKE DISS. H SAMPLE PER W. STONESTREET.

1730 AFTER STARTING PURGE, THE INPUT TUBING FROM THE EQUILIBRATION CELL POPPED OFF AT THE ZIP-TIED CONNECTION, DUE TO A BLOCKAGE IN THE CELL'S NOZZLE FROM A LEAF PIECE.

1738 START DISS H EQUILIBRATION AT MW-58.
→ FLOW RATE = 325 mL/min
NOTE - VAULT WATER DOES NOT APPEAR TO DRAW DOWN AT THIS RATE VISIBLY.

1748 TAKE DISS. H SAMPLE MW-58-201405
→ 10 min @ 325 mL/min

1759 - MOB TO BOILER HOUSE FOR END OF DAY HOUSEKEEPING.

1920 - OFF SITE FOR THE DAY.

CS

Location FT SMITH Date 5/14/2014

Project / Client WHIRLPOOL | 40°F, RAINY

Q2 GW SAMPLING | CLOUDY

0630 CS ARRIVES ONSITE - BEGIN ASSISTING WITH EQUIPMENT CALIBRATION, AND ORGANIZATION FOR REST OF DAY.

0730 H+S MEETING WITH WHOLE TEAM: WES, MS, NZ, LM, RP, JM, THK

0800 HEADING OFF SITE TO NEIGHBORHOOD FOR DISSOLVED HYDROGEN SAMPLING VIA MICROSEEPS' "BUBBLE STRIPPING" METHOD.

0826 START DISS. H EQUILIBRATION AT MW-39
FLOW RATE = 310 mL/min (10 min)

0836 TAKE DISS. H SAMPLE MW-39-201405
10 min @ 310 mL/min

0854 START DISS. H EQUILIBRATION AT MW-34
FLOW RATE = 310 mL/min

0904 TAKE DISS. H SAMPLE MW-34-201405
10 min @ 310 mL/min

0910 - TO BOILER RM FOR HAS BREAK

0925 - MOB TO IW-80 - TUBING HAD FALLEN N 5 ft DOWN WELL, WENT TO MS's VEHICLE TO GET REBAR TO GET IT OUT.

0950 - AFTER STARTING PURGE, SAND CAUGHT IN CELL.

0957 - START DISS. H EQUILIBRATION AT IW-80
FLOW RATE = 325 mL/min

CS

Location FT SMITH Date 5/14/2014

Project / Client WHIRLPOOL | 45°F RAIN
2Q GW SAMPLING | CLOUDY

1007 TAKE DISS. H SAMPLE [IW-80-20140S]
→ 10 min @ 325 mL/min

1032 START DISS. H EQUILIBRATION AT MW-35R
→ FLOW RATE = 325 mL/min (10 min)

1042 TAKE DISS. H SAMPLE [MW-35R-20140S]
→ 10 min @ 325 mL/min

1107 START DISS. H EQUILIBRATION AT MW-65
→ FLOW RATE = 325 mL/min (10 min)

1117 TAKE DISS. H SAMPLE [MW-65-20140S]
→ 10 min @ 325 mL/min

1138 START DISS. H EQUILIBRATION AT MW-36
→ FLOW RATE = 340 mL/min (10 min)

~~1210~~ CS 1148 TAKE DISS. H SAMPLE [MW-36-20140S]
→ 10 min @ 340 mL/min

1210 CS OFFSITE FOR LUNCH

1240 EMPTY PURGE WATER TO TOTE ON-SITE

1311 START DISS. H EQUILIBRATION AT MW-63
→ FLOW RATE = 100 mL/min (minimum) (30 min)

1341 TAKE DISS. H SAMPLE [MW-63-20140S]
→ 30 min @ 100 mL/min

1415 START DISS. H EQUILIBRATION AT MW-62
→ FLOW RATE = 100 mL/min (minimum) (30 min)

1445 TAKE DISS. H SAMPLE [MW-62-20140S]
→ 30 min @ 100 mL/min

CS

Location FT SMITH Date 5/14/2014

Project / Client WHIRLPOOL | 50°F RAIN
2Q GW SAMPLING | CLOUDY

1521 - START DISS. H EQUILIBRATION AT MW-46R
FLOW RATE = 325 mL/min (10 min)

1531 - TAKE DISS. H SAMPLE [MW-46R-20140S]
10 min @ 325 mL/min

1607 - START DISS. H EQUILIBRATION AT MW-32
FLOW RATE = 325 mL/min (10 min)

1617 - TAKE DISS. H SAMPLE [MW-32-20140S]
10 min @ 325 mL/min

1637 - START DISS. H EQUILIBRATION AT MW-31
FLOW RATE = 310 mL/min (10 min)

1643 - WELL WENT DRY. WILL ALLOW TO RECHARGE & SAMPLE TOMORROW AT A LOWER PURGE RATE.

1723 - AFTER CLEARING A BLOCK IN THE EQ. CELL AND RE-SETTING THE DEDICATED TUBING IN THE WELL SINCE IT DID NOT REACH T.D. - AND THEREFORE I CAN'T TELL WHERE THE TUBING WAS SET..
START DISS. H EQUILIBRATION AT MW-33.
→ FLOW RATE = 310 mL/min

1733 - TAKE SAMPLE (DISS. H) [MW-33-20140S]
10 min @ 310 mL/min

1754 START DISS. H EQUILIBRATION AT MW-27
FLOW RATE = 310 mL/min

CS

Location FT SMITH Date 5/14/2014

Project / Client WHIRLPOOL | 55°F PARTLY CLOUDY

2Q GW SAMPLING

1804 TAKE DISS. H SAMPLE MW-27-201405
→ 10 min @ 310 mL/min

1821 START DISS. H EQUILIBRATION AT MW-28
→ FLOW RATE = 350 mL/min

1831 TAKE DISS. H SAMPLE MW-28-201405
→ 10 min @ 350 mL/min

1840 BACK TO BOILER HOUSE FOR END OF DAY HOUSEKEEPING

1915 OFF SITE FOR THE DAY.



Location FT SMITH Date 5/15/2014

Project / Client WHIRLPOOL | 60°F SUNNY

Q2 GW SAMPLING

0630 CS ARRIVES ONSITE. BEGIN ORGANIZING DISS. HYDROGEN SAMPLING EQUIP/SUPPLIES.

0720 H&S MEETING, ATTENDED BY RP, JM, CS, THK, NZ, LM.

0740 WITH RP AND JM, SET UP AT ITMW-2 FOR TRAINING. SEE RP's LOG FOR SAMPLING DETAILS.

0844 START DISS. H EQUILIBRATION AT MW-31
→ FLOW RATE = 100 mL/min (30 min)
→ Using minimum flow since MW-31 went dry yesterday.

CS 0914 TAKE DISS. H SAMPLE MW-31-201405
→ 30 min @ 100 mL/min

0950 START DISS. H EQUILIBRATION AT MW-26
→ FLOW RATE = 350 mL/min (10 min)

1000 TAKE SAMPLE (DISS. H) MW-26-201405
→ 10 min @ 350 mL/min

1033 START DISS. H EQUILIBRATION AT ITMW-20
→ FLOW RATE = 340 mL/min (10 min)

1043 TAKE DISS. H SAMPLE ITMW-20-201405
→ 10 min @ 340 mL/min

1055 BACK TO BOILER HOUSE TO REFILL DECON WATER JUG

CS

Location FT SMITH Date 5/15/2014

Project / Client WHIRLPOOL 2Q GW SAMPLING | 65°F SUNNY

1133 START DISS. H EQUILIBRATION AT ITMW-21.
→ FLOW RATE = 325 mL/min (10 min)

1143 TAKE DISS. H SAMPLE ITMW-21-201405
→ 10 min @ 325 mL/min

1209 START DISS. H EQUILIBRATION AT MW-38
→ FLOW RATE = 310 mL/min

1219 TAKE DISS. H SAMPLE MW-38-201405
→ 10 min @ 310 mL/min

1240 START DISS. H EQUILIBRATION AT ITMW-11.
→ FLOW RATE = 350 mL/min

1250 TAKE SAMPLE ITMW-11-201405 (DISS. H2D)
→ 10 min @ 350 mL/min

1317 START DISS. H EQUILIBRATION AT ITMW-19
→ FLOW RATE = 325 mL/min

1327 TAKE DISS. H SAMPLE ITMW-19-201405
→ 10 min @ 325 mL/min

1340 RETURN TO BOILER ROOM TO FINISH ALL END-OF-EVENT TASKS INCL. CHAINS OF CUSTODY AND SHIPPING PREP FOR ALL DISS. H SAMPLES.

1500 OFF SITE - END OF EVENT - MOB BACK TO OVERLAND PARK.

Location Date

Project / Client

CONTENTS

PAGE	REFERENCE	DATE

Location Fort Smith, AR Date 05/12/14

Project / Client Whirlpool

0650 on-site, meet in boiler room
All staff on-site:
- Wendy Stonestreet (WS)
- Lucy Morton (LM)
- Nick Zurmeller (NZ)
- Mikhil Shetty (mickey) (MS)
- Colin Smalley (CS)
- Josh Myers (JM)
- Renee Petersen (RP)
- Tamara House-Knight (THK)

0710 H+S meeting, discuss sampling event and scope of work

0800 prep for gauging all wells

0807 MS + JM doing interior property water level measurements and depth to bottom (dtb)

0809 ITMW-12
DTW: 13.55 ft DTB: 33.55 ft

0815 ITMW-18 JM
DTW: ~~32.71 ft~~ 10.46 ft DTB: 30.71 ft

0830 ITMW-15, well vault holding water
DTW: 11.60 ft DTB: 31.00 ft

Location Fort Smith, AR Date 05/12/14

Project / Client Whirlpool

0833 ITMW-11, well vault holding water
DTW: 10.80 ft DTB: 30.40 ft

0844 MW-37
DTW: 10.20 ft DTB: 29.16 ft

0850 MW-38
DTW: 11.20 ft DTB: 29.92 ft

0856 ITMW-15
DTW: 13.05 ft DTB: 33.00 ft

0904 ITMW-17
DTW: 14.65 ft DTB: 31.52 ft

0915 MW-25
DTW: 13.38 ft DTB: 35.02 ft

0925 ITMW-21
DTW: 12.98 ft DTB: 33.01 ft

0930 ITMW-10
DTW: 19.45 ft DTB: 38.04 ft

0940 ITMW-5
DTW: 17.56 ft DTB: 33.38 ft

0950 ITMW-1
DTW: 15.23 ft DTB: 35.50 ft

0958 MW-22
DTW: 11.85 ft. DTB: 29.71 ft.

~~1005 ITMW-13 JM 3 JM~~
~~DTW: 19.69 ft. DTB: 31.91 ft JM~~

Location Fort Smit, AR Date 05/12/2014

Project / Client Whirlpool

1015 ITMW-13
DTW: 19.69 ft. DTB: 31.91 ft

1005 ITMW-3, rusted lock
DTW: 12.41 ft DTB: 28.35 ft.

1020 ITMW-14
DTW: 14.26 ft DTB: 31.71 ft.

1031 ITMW-2
DTW: 12.08 ft DTB: 27.04 ft.

1041 ITMW-9
DTW: 20.45 ft DTB: 36.22 ft

1045 ITMW-4
DTW: 16.65 ft DTB: 33.46 ft

1102 ITMW-6
DTW: 21.75 ft DTB: 40.09 ft.

1120 MW-30
DTW: 16.08 ft DTB: 35.49 ft

1130 MW-29
DTW: 11.53 ft. DTB: 30.02 ft.

1140 ITMW-20
DTW: 14.11 ft DTB: 32.29 ft.

1147 MW-26
DTW: 14.01 ft. DTB: 37.00 ft.

1205 ITMW-7
DTW: 19.62 ft DTB: 37.04 ft

Location Fort Smith, AR Date 05/12/14

Project / Client Whirlpool

1210 Meet at Boiler Room, prep gw sampling equipment and divide sample bottles.

1310 Assign sample areas and well sampling teams

1325 off-site for lunch

1415 on-site, prep for sampling

1425 **MW-26**

Equipment used:

- Pegasus Athena Peristaltic Pump S/N U57075X
- YSI 556 MPS S/N RFW247697
- La Motte 2020WE turbidity meter S/N U63613X
- Heron Dipper-T water level meter S/N U51740X
- Hach DR 890 Colorimeter S/N U72154X

1450 start purge @ 200 ml/min DTW: 13.46

1520 pH slowly rising from 4.91

Location Fort Smith, AR Date 05/12/14

Project / Client Whirlpool

1550 Sample MW-26 MW-26-201405 @ 1550

1625 Ferrous Fe: 0.00 mg/L

1635 all equipment packed up and deconed at MW-26

1645 At boiler room, packing samples.

1655 off-site for ice, for samples

1705 on-site, store equipment in boiler room for night, COCs populated.

1740 All team members at Boiler Room.

1748 Reviewed and signed COCs, filled out by WS.

1805 off-site for day.

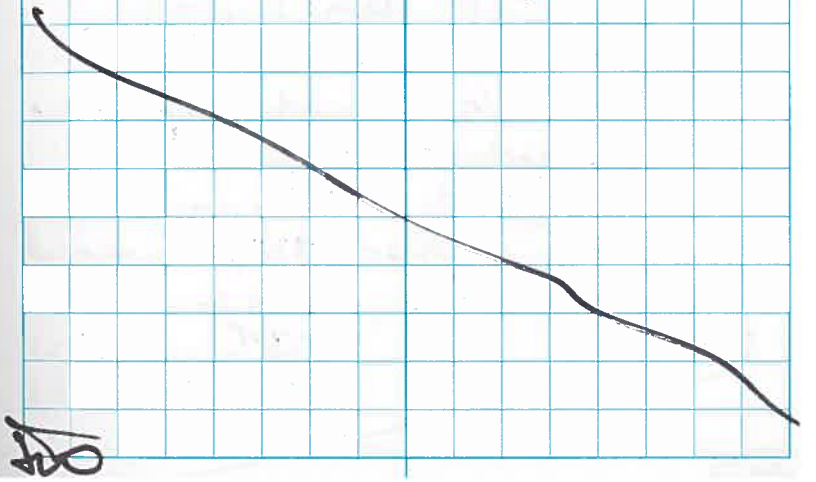

Location Fort Smith, AR Date 05/13/14

Project / Client Whirlpool

0630 on-site, prep equipment

0640 Calibrate YSI
S/N RFW 24697
Conductivity: 1.409 ms/cm
3-point pH Calibration
pH: 7.0 ✓
pH: 10.0 ✓
pH: 4.0 ✓

0705 Discuss days plans, 5 wells each with stop time by 12:00.

0715 All equipment used by JM is the same as yesterday. See page 6 for S/N

0740 H+S meeting with team:
TMK NZ CS
WS RP LM
JM MS
MW-57/58 cannot be sampled due to property restrictions

~~Wea.~~ JM weather: 30% chance of rain
53°F, cloudy

Location Fort Smith, AR Date 05/13/14

Project / Client Whirlpool

0805 Discuss water sampling w/ W.S., help set up equipment

0820 ITMW-16

0825 start purge to measure flow rate ~100 ml/min

0830 Start logging, purge 100 ml/min

0915 Sample ~~IMW-16~~ ITMW-16
ITMW-16-201405 @ 0915
Ferrous Fe: 0.00 mg/L

0950 All equipment packed and deconed

1045 At boiler room for next sample

1010 MW-27

1020 purge at 100 ml/min
DTW: 12.26 ft

1040 Pump speed is set at 3.14-3.13

1105 Sample MW-27
MW-27-201405 @ 1105
Ferrous Fe: 0.01 mg/L

1200 At Boiler room for new sample and drop purge water

1215 off-site for lunch

1230 on-site

Location Fort Smith, AR Date 05/13/14

Project / Client Whirlpool

1240 ITMW-2

start purge @ 100 ml/min to fill Flow-thru cell of YSI

1248 tubing is pinched, Flow rate will not exceed 50 ml/min. Replaced damaged section of tubing.

1255 pumping @ 100 ml/min - OK

1300 Start logging

DTW: 12.36 ft.

1350 Sample ITMW-2 for 2

ITMW-2-201405 @ 1350

1435 Pickup at well, decon all equipment

1450 leave ITMW-2

1505 grab gyms, ice for samples, water

1517 Discuss completed wells with M.S. switch from low concentration wells to medium-low concentrations.

Low = (≤ 5.0 mg/L TCE)

medium/Low = (5.1 - 100 mg/L TCE)

1527 Give W.S sample times and names for C.O.C.s

1535 ITMW-1

DTW: 15.51 ft.

Location Fort Smith, AR Date 05/13/14

Project / Client Whirlpool

1545 Start logging @ 100 ml/min purge rate

1620 Sample ITMW-1

ITMW-1-201405 @ 1620

Ferrous Fe: *recorded on field form only

1705 Pick up at ITMW-1

1725 At Boiler Room, help with COC's and packing samples

1840 Samples off to Fed Ex with: W.S., N.Z., M.S., L.M.

1855 Pack samples that were not shipped on ice

1915 off-site for night, equipment deconed.

Location Fort Smith, AR Date 05/14/14

Project / Client Whirlpool

0640 On-site
0645 Calibrate YSI, 3-point pH and conductivity
pH: 7.0 → 6.99 ✓
10.0 → 9.89 ✓
4.0 → 11.0 X
pH not calibrated correctly
0710 Switch YSI instruments
S/N 447940X
pH 4.0 → 4.0 ✓
7.0 → 6.95 ✓
10.0 → 9.89 ✓
Conductivity: 1.409 mS/cm
0740 H&S Meeting with field team:
T.H.K. N.Z. M.S.
W.S L.M. C.S.
J.M. R.P.
0755 Plan well assignments for 5/14
0800 ITMW-14
DTW: 14.54 Ft.

0805 Start logging @ 100 ml/min purge
log is kept on YSI file and
written on Field Form.

Project / Client Whirlpool

0855 Sample ITMW-14
ITMW-14-20140505 @ 0855
purge total 0.908 gallons
Ferrous Fe: 0.00 mg/L
0940 At Boiler Room, drop off sample
and pick up additional bottles
0950 Discuss parameters with W.S.
1000 Grabs Keys from M.S.
1005 ITMW-10
1010 Start purging @ 100 ml/min
pump speed set at 3.14
1015 Problems with flow-thru cell leaking
Stop purge, clean seals and tighten
flow locks. - Fixed issue
1037 Start pumping again at 100 ml/min
DTW: 19.72 ft.
1045 Start electronic and field log
1050 Pump rate set at 7.13
1150 Sample ITMW-10
ITMW-10-20140505 @ 1150
Ferrous Fe: 0.00 mg/L
purge total: 1.36 gallons

Location Fort Smith, AR Date 05/14/14

Project / Client Whirlpool

1235 off site for lunch
1248 grab ice for samples
1255 Decon equipment and grab additional sample bottles
1310 Meet W.S. to discuss Field duplicates
1330 MW-38
DTW: 11.49
1340 Purge at 100 ml/min
Sample Field Duplicate "DUP1" on MW-38, only VOC VOAs
1435 Sample "DUP1" out as blind
blind time: "1405"
Sample MW-38
MW-38-201405@1435
1535 Ferrous Fe: 1.28 mg/L
Water color changed to reddish orange
1545 ITMW-15
well vault is submerged in water, pump out with peristaltic and new tubing to bucket
1555 Decon equipment
1610 Start purge, electronic + field log
@ 100 ml/min

Location Fort Smith, AR Date 05/14/14

Project / Client Whirlpool

1640 Turbidity not stabilized
1705 Collect Sample ITMW-15
ITMW-15-201405 @ 1705
collect field duplicate
DUP2-201405 @ "1640"
blind time
1800 At Boiler Room to help pack samples until fill out COCs
1900 All packages off to Fed Ex and Pace Lab Courier
1925 off-site for night

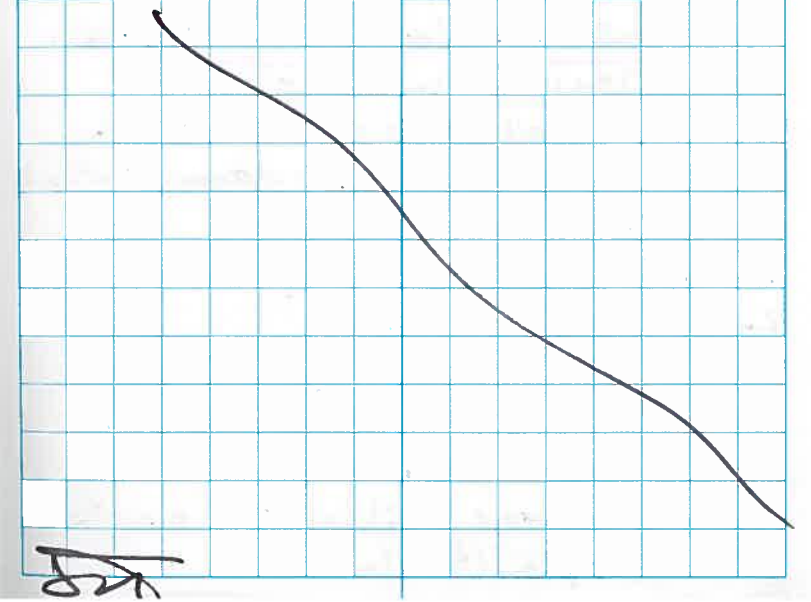

Location Fort Smith, AR Date 05/15/14

Project / Client Whirlpool

0645 On-site

0715 H&S meeting - all team members
THK RP
JM LM
NZ CS

0720 Meet with R.P., C.S. on bubble stripping. Divide well assignments.

Calibration times:

120 - 150 ml/min	25 minutes
160 - 200 ml/min	20 minutes
210 - 300 ml/min	15 minutes
300 + ml/min	10 minutes

0735 ITMW-2
at well with C.S. & R.P. to run through bubble stripping method

Example Label ⇒

ENVIRON/WHIRLPOOL
ITMW-XX-201405
5/15/2014 0000
DISS H CS

Inject 20 mils air
Discharge 1 mil prior to sample
Sample 15 mils

Location Fort Smith, AR Date 05/15/14

Project / Client Whirlpool

0815 Complete at ITMW-2
0820 Open all locked wells and gates on-site for bubble stripping
0905 All wells open
0915 ITMW-10
0920 Decon equipment and set up
0930 pump @ 300 ml/min
pump speed at 7.10
0940 Sample ITMW-10 Diss. H.
ITMW-10-201405 @ 940
15 mils
0950 packed equipment
0955 ITMW-6
Decon equipment and set up
1000 Start pumping @ 300 ml/min
1010 Sample ITMW-6
ITMW-6-2014/05 @ 1010
15 mils
1015 packed up
1018 ITMW-9
Decon equipment and set up

Location Fort Smith, AR Date 05/15/14

Project / Client Whirlpool

1030 Start pump at rate 300 ml/min
1040 Sample ITMW-4
ITMW-4-201405 @ 1040
15 mils Diss. H
1045 ITMW-4
Decon equipment and set up
1057 Pump at 300 ml/min
1107 Sample ITMW-4
ITMW-4-201405 @ 1107
15 mils Diss. H.
1115 Done at well site, pack up
1120 Drop off purge water and grab additional hose clamps
1130 ITMW-7
Decon and set up
1143 Start pumping at 300 ml/min
1153 Sample ITMW-7
ITMW-7-201405 @ 1153
15 mils Diss. H
1205 Pack up at well site
1210 MW-29
1212 Decon equipment and set up

Location Fort Smith, AR Date 05/15/14

Project / Client Whirlpool

1219 Start #5 pump pumping at 300 ml/min
1229 Sample MW-29
MW-29-201405 @ 1229
15 mils Diss. H.
1235 pack up at well site
1240 ITMW-17
1242 Decon equipment and set up
1247 Start pumping #50 at 300 ml/min
1257 Sample ITMW-17
ITMW-17-201405 @ 1257
15 mils Diss. H
1305 MW-25
1307 Decon + set up equipment
1314 Start pump at 300 ml/min
1324 Sample MW-25
MW-25-201405 @ 1324
15 mils Diss. H
1330 pack up well site
1335 At Boiler room, pack all equipment samples and fill out COC,
1500 off-site, all work complete.
Head to Tulsa for overnight before flying out on 5/16

5/12/14 Whirlpool, AR [signature]

7am Arrive onsite - ENVIRON - Wendy Stonestreet, Nick Zurweller, Josh Meyers, Renee Petersen, Micky Snetty, Colin Smalley, Lucy Marton.

730AM Health & Safety Meeting

8 AM Split up into 3 groups for water level gaging.

0845 Removal of well caps (J-caps) complete for wells on Boost Property. Will allow to equilibrate & then take DTW & TDT from Tor. Negative pressure observed @ MW-73, MW-74, & MW-76, & positive pressure observed @ MW-40 when removing J-caps

0910 Begin gaging wells on property
* see Nick Zurweller's field book for notes.

[signature]

5/12/14 Whirlpool, AR

1130 Stop doing depth to waters on best property to wait for MW-31, MW-32, MW-33, & MW-40 to equilibrate.

1140 Begin calibrating YSI
YSI - 12J101181
calibrated by Pine on May 9, 2014.
pH, conductivity, ORP, & DO calibrated.

1245 begin depth to water on remaining wells, see Nick Zurweller log

1400 ENVIRON offsite for lunch

1538 Begin purging ~~MW~~ LWM

IW-72

Purged: 0.92 gal

Sample time: 1630

Serial #s:
YSI - 16708 Colorimeter: 020074
Turbidimeter: 019880

[signature]

5/12/14 Whirlpool, AR

1742 Finished sampling IW-72

1800 ENVIRON OFFSITE



5/12/14 Whirlpool, AR

700AM ENVIRON ONSITE (LULY MARTON, NICK Zurweller, MICKY SHETTY, COLIN SMALLEY, RENEE PETERSON, JOSH MEYERS,) WENDY STONESTREET, TAMARA HOUSE-KNIGHT)

705AM BEGIN CALIBRATIONS

730AM YSI T1J1010266 calibrated FOR DO, pH, CONDUCTIVITY,

740AM HEALTH & SAFETY MEETING

0750 FINISH DEBREIFING & HEAD OUT TO SAMPLE

0835 BEGIN PURGING MW-39 SEE PURGE LOG.

1010 SAMPLE MW-39

1123 BEGIN PURGING ~~MW~~ LWM - IW-80 SEE PURGE LOG

1220 ~~PUR~~ LWM SAMPLE IW-80

5/13/14 WHIRLPOOL

1431 BEGIN PURGING MW-34
LWM SEE PURGE LOG
~~1525~~

1528 SAMPLE MW-34

1628 BEGIN PURGING MW-35R
WITH NICK ZURWELLER
SEE PURGE LOG

1837 LUCY MARTON & NICK ZURWELLER
OFFSITE TO FED-EX

5/14/14 WHIRLPOOL, FORT SMITH

0040 ENVIRON ONSITE (LUCY MARTON, NICK ZURWELLER, MICKY SHETTY, RENEE PETERSEN, JOSH MEYERS, WENDY STONESTREET, COLIN SMALLEY, TAMARA HOUSE-KNIGHT)
RAINY, 40°F

0700 BEGIN CALIBRATING YSI 16708 FOR PH, DO, CONDUCTIVITY
pH - 3 POINT

TD
~~TOW~~: IW-77 - 27.85
IW-76 - 28.17
IW-74 - 27.50
IW-72 - 26.90
IW-73 - 29.6

0730 HEALTH & SAFETY MTG

0750 MOBILIZE TO BEGIN SAMPLING WELLS

5/14/14

0823 ~~MW-77~~ IW-77

Initial DTW = 9.80 FT

TD = 27.85 FT

SCREEN ~ 22 FT

RAINING, 45°F, WIND 0-10 MPH

0825 BEGIN PURGE FLOW ~ 100 mL/min

USING YSI TO LOG EVERY 10 SEC

TIME	DTW (Feet) (±0.1)	TEMP (°C) (±1)	SPEC COND (µs/cm) (±3%)	DO (mg/L) (±10%)	pH (±0.1)	ORP (mV) (±10)	TURB (NTUs) (±10%)
0838	9.88	14.87	854	0.66	5.55	147.6	39.0
0843	9.88	~~15.08~~	858	0.41	5.57	133	32.0
0848	9.88	~~15.42~~ 15.2	856	0.32	5.57	119.7	23.9
0853	9.89	15.38	855	0.33	5.57	107.2	20.9
0858	9.88	15.39	858	0.23	5.56	105.8	21.0
0903	9.88	15.20	862	0.23	5.56	100.8	20.2
~~0908~~ 0911	9.88	15.38	864	0.21	5.57	89.7	26.2
0916	9.88	15.45	874	0.23	5.56	88.4	18.9
0921	9.88	15.54	882	0.16	5.56	86.4	16.8
0926	9.88	15.54	883	0.16	5.55	85.2	17.3
0931	9.88	15.60	999 ~~ERROR~~	0.17	5.53	82.9	15.5
0936	9.89	15.69	~~ERROR~~	0.16	5.53	87.0	20.2
0941	9.89	15.68	914	0.16	5.52	86.5	17.0
0946	9.89	15.7	922	0.15	5.52	85.1	17.2
0951	9.89	15.76	932	0.13	5.51	85.8	16.7

9/14/14

~~MW~~ IW-77 PURGE LOG

TIME TEMP SPEC COND DO pH ORP DTW TURB

IW-77 DID NOT STABILIZE

AFTER AN HOUR

SAMPLE TIME: 1000

FERROUS IRON ~ 1.58 mg/L

SAMPLES HAD NO ODOR

SLIGHTLY TURBID





5/14/14 WHIRLPOOL, FORT SMITH
1106 TW-1 cloudy, 48°
initial DTW 8.99
TD -27.5 FEET
TUBING SET @ 22.5 FEET
1114 PURGE START @ 1114
USING YSI TO LOG EVERY 10 SEC.
flow: 100 mL/min

TIME Δ5min	DTW (±0.1) (FEET)	TEMP (±1) (°C)	SPEC COND (±3%) (mS/cm)	DO ±10% (mg/L)	pH (±0.1)	ORP (±10) (mV)	TURB (±10% or 10) (NTU)
1124	9.05	16.87	1199	1.77	5.93	181.4	8.75
1129	9.05	16.98	1202	1.09	5.92	183.0	7.09
1134	9.05	17.02	1205	1.48	5.91	183.8	6.55
1139	9.05	17.30	1209	1.35	5.91	185.0	5.8
1144	9.05	17.40	1214	1.32	5.88	187.8	7.32
1149	9.04	17.04	1221	1.23	5.88	188.6	3.83
1154	9.05	17.50	1227	1.27	5.86	190.3	4.46
1159	9.04	17.60	1229	1.23	5.86	192.3	3.91

SAMPLE TIME 1205

FERROUS IRON - 0.0 mg/L
NO ODOR
SAMPLES HAVE A VERY SLIGHT YELLOW TINT.





5/14/14 WHIRLPOOL, FORT SMITH, AR

1455 SET UP ON WELL IW-73. WELL CAP WAS UNDER WATER SO USED A SYSTEM OF PVC PIPE TO ELEVATE THE TOP OF THE WELL TO ENSURE NO FLOODING IN THE WELL, HOWEVER SOME RAIN WATER MAY STILL END UP IN THE WELL.

DTW 10.56 (FROM TOP OF PVC PIPE SYSTEM 2.2 FEET LONG

TD: 29.6

RAINING, ~~45~~ 50 cm

~~WELL PIPING SET~~

TUBING SET ~~35~~ 30 cm 3 FT ABOVE PIPING SYSTEM 5 FT ABOVE BOTTOM

1515 PURGE START TIME

TIME	DTW (±0.1)	TEMP(°C) (±1)	SPEC COND (mS/cm) (±3%)	DO (mg/L) ±10%	PH ±0.1	ORP ±10	TURB UNIT ±10%	FLOW
1520	~~FT~~ 10.56 cm	16.21	188	1.97	6.37	158.2	17.4	100
1533	10.57	16.54	173	2.1	6.39	160.4	16.4	100
1538	10.56	16.92	174	2.12	6.39	172.2	18.8	100
1543	10.57	16.77	175	2.19	6.39	175.2	20.6	100
1548	10.57	16.89	177	2.22	6.36	179.2	22.2	100
1553	10.56	17.09	179	2.30	6.37	182.6	23.1	100
1558	10.56	17.03	180	2.50	6.38	182.8	23.1	100
1603	10.57	17.16	183	2.45	6.37	185.7	25.7	100

SAMPLE TIME 1610

YELLOW TINT TO SAMPLES
FERROUS IRON 0.59 mg/L

1635 ENVIRON OFF SITE

Andy Watts

5/15/14

0045 ENVIRON ONSITE (LUCY MARTON, NICK ZURWELLER, TAMARA HOUSE-KNIGHT, RENEE PETERSEN, COLIN SMALLEY, JOSH MEYERS)

0053 CALIBRATING YSI FOR LUCY & TAMARA
16108 - LUCY - BATTERY DIED
SWITCH TO R16006095
3 POINT PH, CONDUCTIVITY, DO

RFW 24720 - TAMARA
3 POINT PH, CONDUCTIVITY, DO

0745 NICK, LUCY, TAMARA MOBILIZE TO FINISH WELLS.

0805 BEGIN PURGING IW-11
SEE PURGE LOG

SAMPLE TIME - 0955

1000 BEGIN CLEANING UP & GETTING EQUIPMENT SEPARATE

5/15/14 WHIRLPOOL, AR

1135 SAMPLE EB-04-20140S

1140 SAMPLE EB-05-20140S

1145 SAMPLE EB-06-2014-05

1200 CHAIN OF CUSTODIES & COOLER PACKING

1430 NICK ZURWELLER & LUCY MARTON OFFSITE


"Rite in the Rain"®
ALL-WEATHER
LEVEL
No. 313

"Rite in the Rain"®
ALL-WEATHER WRITING PAPER

Name DAVE BRONSON

Address ENVIRON CORP.

Phone 913.579.7384

Project dbronson@environcorp.com

"Rite in the Rain" - a unique all-weather writing surface created to shed water and to enhance the written image. Makes it possible to write sharp, legible field data in any kind of weather.

a product of

J. L. DARLING CORPORATION
TACOMA, WA 98424-1017 USA
www.RiteintheRain.com

CONTENTS

PAGE	REFERENCE	DATE
1-	2Q 2014 groundwater sampling event	5/2014

Whirlpool, Fort Smith, AR 5/12/14 ①
2Q 2014

0645: R. Petersen on site. (whirlpool) (ENVIRON)

Purpose: Quarterly groundwater sampling event.
Also on site: T. Greason (KPU 5/12) W. Stinestreet, N. Zurweller, J. Myers, M. Shetty, C. Smalley, and L. Marton.

0730: N. Zurweller conducts health and safety meeting. - discuss COCs, severe weather, PPE, and driving.
Also (s/r KPU) plan for today and this week - water levels this morning, groundwater sampling rest of week. C. Smalley will conduct all duplicate sample sampling

0800: R. Petersen and C. Smalley collect water levels from offsite wells located in residential neighborhood (see separate field form with water levels).

prior to collecting measurements, open wells and let them equilibrate (see list below)

•MW-58	•MW-67	•MW-50	•MW-68
•MW-56	•MW-66	•MW-62	•MW-71
•MW-57	•MW-61	•MW-63	
RW-69	•MW-60	•MW-46R	
MW-70			

Rene Ek 5/12/14

Whirlpool, Fort Smith, AR (2)
2Q 2014 5/12/14

0930: Called Tamara House-Enright to confirm whether to attempt to knock on home of property where MW-56 & MW-57 are located. She said we could; Env recv did not receive a response from lawyers regarding not to contact property owner.

C. Smalley spoke with resident of MW-58. Property owner gave permission to access ~~home~~ monitoring well MW-58

KP 5/12/14

well ID	DTW (ft TOC)	Time 9:57 KP 5/12/14	DTB ft TOC
MW-67	2.11	9:51	13.40
MW-66	4.26	9:59	17.30
MW-61	7.69	1010	15.36
MW-60	6.35	1015	* see next page (3)
MW-50	6.56	1031	17.84
MW-63	4.91	1053	21.04
MW-62	5.29	1100	20.61
MW-46R	2.67	1115	21.31 KP 5/12/14
MW-68	6.37	1125	19.98 20.34 **
MW-71	7.92	1133	26.99 see next page
MW-70	8.10	1137	27.20
RW-69	7.82	1145	27.93 ***
MW-58	0.44	1202	17.63

Continued →

- Slight rain at beginning of depth collection.
- Also record DTW/DTB in separate fieldsheet
- Measuring DTW/DTB from north side of TOC.

RKK 5/12/14

Whirlpool, Fort Smith, AR (3)
2Q 2014 5/12/14

* At 10:20 collecting DTB at ~~MW-60~~ KP 5/12/14 MW-60 the DTW meter probe got stuck at 16.47 ft TOC. was able to free probe from well. used dedicated well tubing to measure DTB. measured approximately 16.50 feet ± .1

** At MW-68, DTW probe caught on something at 19.98 ft TOC, Hard bottom felt at 20.34 ft TOC.

*** Pump still present in RW-69

well ID	DTW (ft TOC)	Time	DTB (ft TOC)
MW-56	3.58	1214	19.28
MW-57	3.25	1220	18.98
IW-130	12.38	1250	27.92
IW-129	10.46	1300	28.95

RKK 5/12/14

345 R. Petersen + C. Smalley offsite for lunch.

1420 R. Petersen & C. Smalley on site.

1500 Mobilized with C. Smalley to MW-58
-Started raining when collecting sample.
Sample MW-58-201405 collected at 1610 for the following parameters (all samples from this event are analyzed for the same constituents unless otherwise noted): VOCs, chloroethanol, volatile fatty acids, Ethene, Ethane, Methane and acetylene, sulfate, Alkalinity, chloride, Sulfide, metals (Mn, Fe), ammonia, nitrate and nitrite, TDC, phosphate, DIFC, vinyl chloride reductase, hydrogen, and ferrous iron.

5/12/14

Also noted, MW-58 did not stabilize in one hour due to turbidity KP 5/12/14 DO.
Completed sample collection at 1650

1700 Mobilized to the Whirlpool site.

5/12/14

1800 ENVIRON personnel offsite. N. Zurweller and A. L. Marton take coolers to fed Ex.

5/12/14

Whirlpool, Fort Smith, Ave 5/13/14 (6)
2Q 2014

0630 : R. Petersen (ENVIRON) arrived on site.
C. Smalley, W. Stonestreet, J. Myers, and T. House-Knight.

0645 : R Petersen, C. Smalley, and J. Myers began calibrating equipment.
R. Petersen calibrated YSI w/ Serial numbers : Probe - 622290 and controller - RFW24720

0745 : Participated in health and safety meeting. - conducted by N. Zurweller.

Weather: 60s, slight rain, 0-10 mph wind, from N.

0800 : Mobilize to MW-61 with T. House Knight.

Equipment used today for groundwater collection
Pegasus peristaltic pump : US9260SX
Heron Dipper-T : 018749
YSI Controller : RFW24720 and probe 622290
LaMotte turbidity meter : U721644
DR/890 colorimeter : U57550Y

5/13/14

Whirlpool, Fort Smith, AR 5/12/14 (7)
2Q 2014 KP 5/13/14

0910 Purged MW-61 well dry. Will return in a couple hours to check water level/recharge.

930 mobilized to MW-60. Purged well dry at (MW-60) 1009. Will return to monitor recharge.

1020 mobilized to MW-90. Purged well dry at 1120. Will return to monitor recharge.

1150 mobilized to MW-67. Collected sample MW-67-201405 at 1302.

1340 mobilize to MW-66. Collect MW-66-201405 @ 1450.

1530 Mobilize back to MW-61. Collect sample MW-61-201405 at 1540. ⊗ Due to low well yield, filled some of the sample bottles half way completely filled all of the vials.

5/13/14

1615 Mobilize back to MW-61. Collect MW-61-201405 at 1540. Due to insufficient well volume, unable to collect full analysis list. See field form for details.

1700 Mobilize back to MW-50. Collect MW-50-201405 at 1710. Due to insufficient well volume, unable to collect full analysis list. See field form for details.

1830 All ENVIRON personnel offsite except C. Smalley and J. Myers.

5/13/14

0630 R. Petersen on site. C. Smalley already on site.

0645 R. Petersen begins to calibrate YSI (SN: 02290 [Phone] and RFW 24720 (controller)). All parameters that were calibrated, did so without error. Will use same equipment as noted on page 6.

0745 R. Petersen attended HAS meeting led by M. Zurweller. Discuss stormy weather conditions (cold stress).

Weather: low 50's, steady rain most of day. rained previous night.

0800: Mobilized with T. House to MW-63. Due to significant draw down, set pump rate to 50 ml/min. Collect MW-63-201405 at 0920.

1015: Mobilized to MW-62. Collect MW-62-201405 at 1150

5/14/14

Whirlpool, Fort Smith, AR 5/14/14 (10)
2Q2014

1323 Mobilize to MW-46R. Collect MW-46R-201405 at 1355.
(THK purged MW-68 well)

1445 Mobilize to MW-68. During purging of well, R. Petersen mobilized to MW-46R to aid C. Smalley in the collection of the dissolved hydrogen sample. R. Petersen returned to MW-68 at 1540.
Collect sample MW-68-201405 at 1535.

1915 R. Petersen and rest of ENVIRON crew off site.

RCA
5/14/14

Whirlpool, Fort Smith, AR 5/15/14 (11)
2Q2014

0645: R. Petersen on site. C. Smalley, L. Manton, and N. Zurweller already on site. Start organizing equipment.
I won't calibrate equipment today -
- Today, I will no be ground water sampling Instead, I will be bubble strip sampling.
THK will take over remaing groundwater wells

0720: Attend H&S meeting conducted by N. Zurweller. Discuss heat stress and PPE

745 Mobilize to ITMW-2 with C. Smalley and J. Myers.

KP 5/15/14

759 ~~Take dissolved hydrogen sam~~
start dissolved Hydrogen equilibration at ITMW-2 at 7:59
→ 10 min @ 410 mL/min
Take diss H sample ITMW-2-201405 at 0810

0745: Start dissolved H equilibration at MW-22
→ 10 mins at 320 mL/min.
0810 - Take diss. H sample MW-22-201405
0852
L.P. 5/15/14

KP 5/15/14

Whirlpool, Fort Smith, AR 5/15/14 (12)

2Q 2014

0918 Start diss. H equilibration at ITMW-1
→ 10 mins at 400 mL/min

0930 Take diss. H sample ITMW-1-201405

1006 Start diss. H equilibration at ItMW-16.
→ 10 mins at 320 mL/min

1017 Take diss. H Sample ITMW-16-201405

1058 Start Diss. H equilibration at ITMW-14
→ 10 mins at 320 mL/min

1109 ~~Start~~ Take Diss. H. Sample ITMW-14-201405

1132 Start Diss H equilibration at ITMW-13
↳ 10 mins at 320 mL/min

1143 take Diss H. sample ITMW-13-201405

1217 Start Diss H equilibration at ITMW-15 → 10 mins at 320 mL/min

1218 – pump power supply clip popped off battery. – Restarted 1229 collect ITMW-15-20405

1247 Start Diss H equilibration at ITMW-12. → 320 mL/m for 10 min

1258 take Diss H. sample ITMW-12-201405

5/15/14

Whirlpool, Fort Smith, AR 5/15/14 (13)

2Q 2014

1321 Start diss H equilibration at ~~ITMW-18-201405~~ KLP 5/15/14
ITMW-18.
↳ 10 mins at 320 mL/min.

1332 take diss H. Sample ITMW-18-201405

1500 R. Petersen offsite with T House-Lenger to deliver samples to FedEx

5/15/14

WHIRLPOOL, FT SMITH, AR MS

5-12-14

0625 MICKY SHETTY (MS), NICK ZURWELLER (NZ) & LUCY MARTON (LM) PROCEED FROM THE HOTEL TO FT. SMITH AIRPORT TO PICK UP RENTAL CAR

0708 MS ARRIVES ONSITE TO MEET NZ, LM, WENDY STONESTREET (WS), COLIN SMALLEY (CS) & RENEE PEDERSEN (RP)

0715 WS EXPLAINS PLAN & ACTIVITIES FOR THE DAY. TEAM TO GAUGE ALL WELLS FOR DTW & TD FIRST. COLIN TO CONDUCT BUBBLE STRIPPING ON ALL WELLS.

0745 NZ DISCUSSES TAILGATE SAFETY MEETING, SITE TRAFFIC, HYDRATION, HAZARDS, SLIPS TRIPS & FALLS ETC.

0807 MS & JM ARRIVE AT ITMW-12 (4" PVC
DTW = 13.55 TD = 32.70

0815 ARRIVE AT ITMW-18 (4" PVC)
DTW = 10.46 TD = 30.71

0825 ARRIVE AT ITMW-15 (4" PVC)
DTW = 11.10 TD = 31.0

0834 ARRIVE AT ITMW-11 (4" PVC)
DTW = 10.86 TD = 30.40

0842 ARRIVE AT MW-37 (2" PVC)
NO RING FOR BOLTS

WHIRLPOOL, FT. SMITH, AR

5/12/14

	DTW = 10.20	TD = 29.16
0843	ARRIVE AT MW-38 (2" PVC)	
	DTW = 11.20	TD = 29.92
0857	ARRIVE AT ITMW-19 (4" PVC)	
	DTW = 13.05	TD = 34.0
0903	ARRIVE AT ITMW-17 (4" PVC)	
	DTW = 14.65	TD = 31.52
0911	ARRIVE AT ~~ITMW~~ MS MW-25 (4" PVC)	
	DTW = 13.38	TD = 35.02
0919	ARRIVE AT ITMW-21 (4" PVC)	
	DTW = 12.98	TD = 33.01
0931	ARRIVE AT ITMW-10 (4" PVC)	
	DTW = 19.45	TD = 38.04
0937	ARRIVE AT ITMW-05 (4" PVC) GAP off hinge	
	DTW = 17.56	TD = 33.38
0948	ARRIVE AT ITMW-01 (4" PVC)	
	DTW = 15.23	TD = 35.50
0956	ARRIVE AT MW-22 (4" PVC)	
	DTW = 11.85	TD = 29.71
1005	ARRIVE AT ITMW-3 (4" PVC)	
	MISSING DEDICATED PERI. TUBING	
	DTW = 12.41	TD = 28.35
	→ RUSTED LOCK, DOES NOT ACTUALLY LOCK WELL	

Rite in the Rain

5-12-14

1014	ARRIVE AT ITMW-13 (4" PVC)	
	DTW = 14.69	TD = 31.91
1018	ARRIVE AT ITMW-14 (4" PVC)	
	DTW = 14.26	TD = 31.71
1031	ARRIVE AT ITMW-2 (4" PVC)	
	DTW = 12.08	TD = 27.04
1044	ARRIVE AT ITMW-4 (4" PVC)	
	DTW = 16.65	TD = 33.46
1046	ITMW-9 JAMMED DOWN TIGHT (4"PVC)	
	MS UNABLE TO OPEN WELL LID	
	DTW = 20.45	TD = 36.22
1059	ARRIVE AT ITMW-6 (4" PVC)	
	DTW = 21.75	TD = 40.09
1116	ARRIVE AT MW-30 (2" PVC)	
	~~DTW~~ MS DTW = 16.08	TD = 35.49
	MISSING GASKETS & NEED POLE/STICK	
	TO FISH TUBING	
1126	ARRIVE AT MW-29 (4" PVC)	
	DTW = 11.53	TD = 30.02
1136	ARRIVE AT ITMW-20 (4" PVC)	
	DTW = 14.11	TD = 32.28
1145	ARRIVE AT MW-26	
	DTW = 14.01	TD = 37.00 MS
1202	ARRIVE AT ITMW-7	

5-12-14

	DTW = 19.62	TD = 37.04
1218	RETURNED TO THE BOILER ROOM FOR RECON. WITH THE SAMPLING TEAM	
1320	MS, NZ, LM & JM PROCEEDED TO LUNCH	
1415	TEAM RETURNED TO SITE & COMMENCED MNA SAMPLING	
1440	MS PICKS UP EQUIPMENT & PROCEEDS TO WELL ITMW-20	
1441	DTW @ ITMW-20 = 13.99 (TOC)	
1504	PUMP SWITCHED ON AT ITMW-20. DELAY BECAUSE ~~LEA~~ MS FORGOT PERISTALTIC POWER CHORD	
1511	FLOWRATE STABILIZED AND FIRST READING RECORDED. DTW FALLS TO 14.24'	
1601	ALL MNA PARAMETERS STABILIZED, MS COLLECTS SAMPLE @ 1610	
1641	MS COMPLETES COLLECTION OF SAMPLES AND HANDS OVER COOLER WITH SAMPLES TO JM FOR BOILER ROOM DELIVERY.	

Rite in the Rain

5-12-14

1643 MS TESTS FOR FERROUS IRON & REPORTS 0.0 ON THE LOG SHEET

1650 MS PACKS UP & HEADS BACK TO THE BOILER ROOM TO REPORT TO WENDY.

1653 MS CONFIRMS THAT PUMP SR. # & OTHER EQUIPMENT USE MUST BE TRACKED

** LATE ENTRY
PUMP SR # U~~7~~MS57079X
YSI SR # R160695
COLORIMETER SR # R160689
TURBIDIMETER SR # R018301

1715 TEAM PREPARED SAMPLES FOR SHIPMENT & CLEANED WORK AREAS BEFORE DEMOB

1810 TEAM DEMOBS FROM SITE, LM & NZ HEAD TO FEDEX. WS & TK HEAD TO COURIER PICK UP.

1812 END OF DAY

MS

MS

0656 MS, NZ & LM ARRIVED AT SITE AND MEET UP WITH TEAM.

0702 CS, RP & JM CALIBRATED ALL YSI EQUIPMENT FOR CHICAGO, DENVER KC TEAMS. MS CALIBRATION ENTRY IS LISTED BELOW:
YSI SR # ~~U57079~~ MS R160695

0706 YSI TURNED ON & pH CALIBRATN COMPLETED. THEN INITIATED "DO" CALIBRATION @ 0726

0738 NZ CONDUCTED H&S MEETING @ BOILER ROOM, DISCUSSED SLIPS, TRIPS FALLS, SPIDERS, LIGHTNING HAZARDS, BUDDY SYSTEM FOR 46R. USE TRAFFIC CONE AS NEEDED

0746 WS TO RUN SUPPLIES AND COMPLETE VAPOR SAMPLING

0748 MS MOVES FROM BOILER ROOM TO OPEN WELL MW-28

0758 MS ARRIVES AT MW-28 AND BEGINS SET UP

0811 PUMP SWITCHED ON MW-28

0824 18.03°C 424-SC, 0.46 DO, 5.96 pH 279.9 ORP, 7.79 DTW, 100mL/min

Rite in the Rain.

WHIRLPOOL, FT. SMITH, AR MS

5-13-14

	2.16 NTU
0829	17.82°C, 423 SC, 0.41 DO, 5.96 pH, 275.0 ORP
	7.79 DTW, FLOW = 100, 4.47 NTU
0834	17.69°C, 422 SC, 0.31 DO, 5.97 pH, 269.3 ORP
	7.80 DTW, FLOW = 100, 5.39 NTU
0839	17.73°C, 420 SC, 0.28 DO, 5.97 pH, 264.1 ORP
	7.82 DTW, FLOW = 100, 2.63 NTU
0844	17.83°C, 419 SC, 0.25 DO, 5.98 pH, 258.2 ORP
	7.83 DTW, FLOW = 100, 1.73 NTU
0848	RAIN SUBSIDES. MS STARTS RECORDING ON LOGGING SHEET ONLY
0923	STARTED SAMPLE COLLECTION AT MW-28
0950	PUMP SWITCHED OFF
1006	MS LEAVES WELL FOR BOILER ROOM
1007	MS REACHES BOILER ROOM & PICKS UP SAMPLES FOR ITMW-4. SAMPLES FROM MW-28 PLACED ON ICE
1015	MS REACHES ITMW-4 AND STARTED SETUP
1026	PUMP SWITCHED ON AT ITMW-4
1135	SAMPLES COLLECTION TIME

WHIRLPOOL, FT. SMITH, AR MS

5/13/14

1159	PUMP SWITCHED OFF & Fe IRON SAMPLE TESTED @ 0.06 mg/L
1218	MS PACKS UP & RETURNS TO BOILER ROOM
1230	MS ARRIVES AT MW-29 AND INITIATES SETUP.
1240	PUMP SWITCHED ON AT MW-29
1356	PUMP SWITCHED OFF AT MW-29
1413	MS PACKS UP & RETURNS TO THE BOILER ROOM.
1420	MS MEETS WS & REPORTS PROGRESS. DUMPS PURGE WATER
1434	MS PICKS UP SAMPLE CONTAINERS FOR ITMW-6 & PROCEEDS TO LUNCH
1515	MS ARRIVES AT ITMW-6 & BEGINS SETUP AFTER JM PICKS UP AMPOULES FOR Fe^{2+} SAMPLING
1534	PUMP SWITCHED ON AT ITMW-6
1723	PUMP SWITCHED OFF AT ITMW-6
1731	MS CHECKS FOR Fe^{2+} & Reports 0.01 mg/L. MS PACKS UP & RETURNS TO THE BOILER ROOM FOR SAMPLE SHIPMENT

Rite in the Rain

5/13/14 WHIRLPOOL, FT. SMITH, AR MS

1740 SAMPLING TEAM PREPARES 7 COOLERS TOTAL FOR SHIPMENT WITH ICE.

1830 LM & NZ PROCEED TO FEDEX TO SHIP SAMPLES TO PACE ANALYTICAL (5 COOLERS)

1844 MS & WS PROCEED TO FEDEX WITH REMAINING COOLERS (2) & SHIP SAMPLES

1918 TEAM DEMOBS FROM SITE FOR THE DAY END OF DAY.

* NOTE: EQUIPMENT USED BY MS WAS THE SAME SR # AS USED ON THE FIRST DAY (5-12-15).

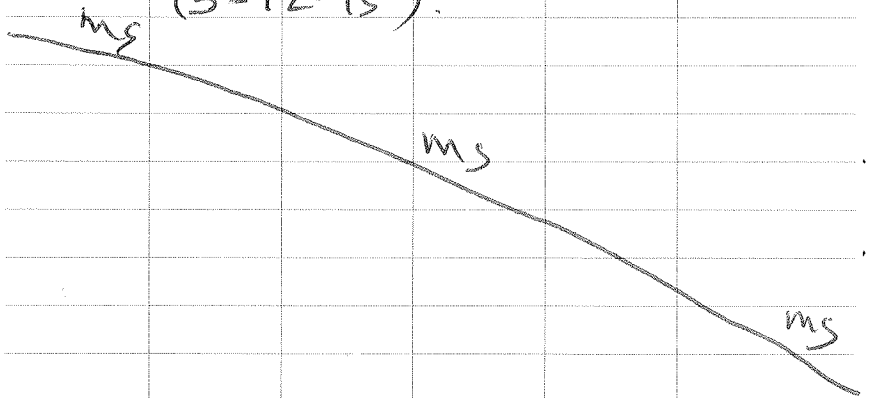

5-14-14 MS

0640	MS & SAMPLING TEAM ARRIVE ONSITE
0644	MS CALIBRATES YSI SR # R160695
0710	YSI CALIBRATION → 3 POINT PH & ~~DO~~ SC COMPLETED
0712	DO (MS) CALIBRATION WITH 753 mm Hg SET UP @ 0712. 10 MINS EQUIPMENT SITS WHILE HEALHT & SAFETY MEETING CONDUCTED
0724	MS COMPLETES CALIBRATION OF YSI & SETS UP ALL OTHER YSI'S FOR DATA LOGGING (10 sec INTERVAL) AS INSTRUCTED BY (MS) KERRY & NICK
0746	MS LOADS CAR & PROCEEDS TO ITMW-21
0746	MS ARRIVES AT ITMW-21 & COMMENCES SETUP
0814	PUMP SWITCHED ON @ 0814 DELAY DUE TO TIGHT PVC TOP CAPS HELPED WITH CROWBAR STARTING ITW 13.21
0816	RAINING CONTINOUSLY SO MS TO LOG IN BOOK & TRANSFER
0819	LOGGING SWITCHED ON
0822	14.27°C, 2205 SC, 3.04 DO, 4.65 pH 328.2 ORP, 100 mL/min, 13.41 DTW

Rite in the Rain

28 5/14/14 WHIRLPOOL, FT SMITH AR MS

0.52 NTU

0827 14.47 °C, 2216 SC, 2.63 DO, 4.71 pH
318.7 ORP, 13.45 DTW, 0.22 NTU

0832 MS CHANGES LOGGING FORMAT

	DTW	Temp	DO	SC	pH	ORP	Turb
0832	13.46	14.49	2.60	2225	4.77	314.2	0.15
0837	13.51	14.46	2.31	2237	4.81	311.5	0.39
0842	13.52	14.56	2.57	2235	4.81	310.8	0.08
0847	13.52	14.59	2.60	2235	4.84	310.0	0.16
0852	13.54	14.69	2.43	2233	4.84	309.8	0.53
0857	13.54	14.71	2.36	2236	4.85	309.8	0.59
0902	13.54	14.73	2.51	2235	4.89	309.7	0.56

STABILITY ACHIEVED ON ALL PARAMETERS
SAMPLING INITIATED AT 0911

0905 LOGGING STOPPED AT 0906 MS

0947 PUMP SWITCHED OFF AT ITMW2
SAMPLING TIME LISTED AS
0920

1001 MS RECORDS Fe^{2+} READING FOR
ITMW-21 = 0.00

1002 MS RETURNS TO BOILER ROOM.
TO STORE SAMPLE & PROCEED
TO NEXT SAMPLING LOCATION

WHIRLPOOL, FT. SMITH, AR MS

5/14/14

1013 MS REACHES ITMW-09 AND
INITIATES SETUP

1021 PUMP SWITCHED ON AT ITMW-9

1028 LOGGING SWITCHED ON

1111 STABILITY ACHIEVED ON ALL
PARAMETERS

1113 LOGGING STOPPED AT 1113

1116 SAMPLING INITIATED

1150 PUMP SWITCHED OFF. SAMPLING
TIME LISTED AS 1130

1202 MS RECORDS FE^{2+} READING FOR
ITMW-9 = 0.02 mg/L

1204 MS RETURNS TO BOILER ROOM
TO STORE SAMPLE & PROCEED
TO NEXT SAMPLING LOCATION

1212 MS MEETS WS AND DISCUSSES
PROGRESS. PICKUP SAMPLES FOR
MW-33 & PROCEEDS TO THE NEXT
SAMPLING LOCATION

1220 MS PLACES CONES AT MW-33,
& BEGINS SETUP. DTW = 11.74'

1234 PRIOR TO SETUP => 3/4" WELL
SO MS PULLED OUT TUBING
TO MEASURE DTW.

Rite in the Rain

30
5/14/14 WHIRLPOOL, FT. SMITH, AR MS

1238 PUMP SWITCHED ON AT MW-33 ON INGERSOLL ROAD

* NOTE - WATER LEVEL METERS WERE DECONTAMINATED BEFORE AND AFTER EVERY MEASUREMENT @ RESPECTIVE WELLS

1241 STARTS RAINING AT THE SITE SO MS SWITCHES TO RECORDING IN FIELD BOOK

1246 DATA LOGGING STARTED AT MW-33

1250 STOPS RAINING

1316 MS STARTS RAINING AGAIN SO RECORDED IN FIELD BOOK

1315 → 16.94°C, 694 SC, 0.40 DO, 4.87 pH, 285.3 ORP, 12.43 DTW, 8.10 NTU

1320	DTW	Temp	SC	DO	PH	ORP
NTU 5.79	12.45	16.80	700	0.43	4.95	285.1
1325 3.52	12.43	16.77	707	0.38	4.88	285.1
1330 2.40	12.47	16.73	712	0.46	4.81	284.6
1335 1.81	12.44	16.92	719	0.43	488	284.6
1340 1.73	12.47	16.90	723	0.38	4.88	284.4
1345 1.79	12.48	17.02	725	0.42	4.89	284.1
1350 2.04	12.48	17.06	727	0.44	4.88	283.9

5/14/14 WHIRLPOOL, FT. SMITH, AR MS

1354	LOGGING SWITCHED OFF
1355	SAMPLING INITIATED
1420	SAMPLE TIME LABELLED AS 1420
1430	PUMP SWITCHED OFF
1442	MS RECORDS Fe^{2+} CONC^N AS 0.00 mg/L THEN PROCEEDS TO BOILER ROOM FROM MW-33 TO STORE SAMPLE
1451	MS PICKS UP ITMW-12 & PROCEEDS TO LUNCH
1520	MS RETURNS TO ITMW-12 AND BEGINS SETUP
1544	PUMP SWITCHED ON @ ITMW-12
1550	DATA LOGGER STARTED
1635	DATA LOGGER STOPPED & SAMPLE COLLECTION INITIATED
1700	SAMPLE COLLECTION TIME DESIGNATION
1728	PUMP SWITCHED OFF AT ITMW-12
1745	MS WRAPS UP SAMPLING PACKS EQUIPMENT & RETURNS TO THE BOILER ROOM TO ASSIST WITH

Rite in the Rain

5-14-14 WHIRLPOOL, FT. SMITH, AR MS

PACKAGING AND SHIPMENT

1758 MS & RP COLLECT EB-1 (EQUIP. BLANK SAMPLE AND HAND OVER TO WENDY STONESTREET

1817 MS & WS COLLECT EB-2 & PLACE IN COOLER FOR SHIPMENT

1825 NZ & LM PROCEED TO FEDEX FOR COOLER DROP OFF WS & RP PROCEED TO COURIER ADDITIONAL SAMPLES

1902 TEAM DEMOBS FROM SITE POST CLEAN UP & PLANNING FOR ACTIVITIES THURSDAY END OF DAY

MS

5-15-14 WHIRLPOOL; FT. SMITH, AR

0440 MS PACKS UP & PROCEEDS TO FT. SMITH AIRPORT SCHEDULED TO REACH STL @ 0945AM VIA DALLAS/FORT WORTH

1140 MS ARRIVES AT STL OFFICE

MS

Rite in the Rain

Appendix B
Laboratory Analytical Data

Pace Analytical Services, Inc.
9608 Loiret Blvd.
Lenexa, KS 66219
(913)599-5665

May 28, 2014

Wendy Stonestreet
Environ International Corporation
7500 College Blvd Ste 925
Overland Park, KS 66210

RE: Project: FORT SMITH, AR
Pace Project No.: 60169057

Dear Wendy Stonestreet:
Enclosed are the analytical results for sample(s) received by the laboratory on May 13, 2014. The results relate only to the samples included in this report. Results reported herein conform to the most current TNI standards and the laboratory's Quality Assurance Manual, where applicable, unless otherwise noted in the body of the report.

If you have any questions concerning this report, please feel free to contact me.

Sincerely,



Mary Jane Walls
maryjane.walls@pacelabs.com
PM Lab Management

Enclosures

cc: EDD, Environ_AR
Tamara Gleason, ENVIRON International Corporation
Wayne Weber, Environ

REPORT OF LABORATORY ANALYSIS

This report shall not be reproduced, except in full,
without the written consent of Pace Analytical Services, Inc..

Pace Analytical Services, Inc.
9608 Loiret Blvd.
Lenexa, KS 66219
(913)599-5665

CERTIFICATIONS

Project: FORT SMITH, AR
Pace Project No.: 60169057

Kansas Certification IDs
9608 Loiret Boulevard, Lenexa, KS 66219
WY STR Certification #: 2456.01
Arkansas Certification #: 13-012-0
Illinois Certification #: 003097
Iowa Certification #: 118
Kansas/NELAP Certification #: E-10116
Louisiana Certification #: 03055
Nevada Certification #: KS000212008A
Oklahoma Certification #: 9205/9935
Texas Certification #: T104704407-13-4
Utah Certification #: KS000212013-3
Illinois Certification #: 003097

Dallas Certification IDs:
400 West Bethany Dr Suite 190 75013 Allen TX 75013
Texas Certification #: T104704232-13-5
Kansas Certification #: E-10388
Arkansas Certification #: 88-0647
Oklahoma Certification #: 2012-080
Louisiana Certification #: 02007

REPORT OF LABORATORY ANALYSIS

This report shall not be reproduced, except in full,
without the written consent of Pace Analytical Services, Inc..

Pace Analytical Services, Inc.
9608 Loiret Blvd.
Lenexa, KS 66219
(913)599-5665

SAMPLE SUMMARY

Project: FORT SMITH, AR
Pace Project No.: 60169057

Lab ID	Sample ID	Matrix	Date Collected	Date Received
60169057001	**MW-22-201405**	Water	05/12/14 15:20	05/13/14 01:53
60169057002	**MW-58-201405**	Water	05/12/14 16:10	05/13/14 01:53
60169057003	**MW-40-201405**	Water	05/12/14 16:20	05/13/14 01:53
60169057004	**MW-26-201405**	Water	05/12/14 15:50	05/13/14 01:53
60169057005	**ITMW-20-201405**	Water	05/12/14 16:10	05/13/14 01:53
60169057006	**IW-72-201405**	Water	05/12/14 16:30	05/13/14 01:53
60169057007	**TRIP BLANK 1**	Water	05/12/14 00:00	05/13/14 01:53
60169057008	**TRIP BLANK 2**	Water	05/12/14 00:00	05/13/14 01:53

This report shall not be reproduced, except in full,
without the written consent of Pace Analytical Services, Inc..

Pace Analytical Services, Inc.
9608 Loiret Blvd.
Lenexa, KS 66219
(913)599-5665

SAMPLE ANALYTE COUNT

Project: FORT SMITH, AR
Pace Project No.: 60169057

Lab ID	Sample ID	Method	Analysts	Analytes Reported	Laboratory
60169057001	**MW-22-201405**	EPA 8015 - Alcohol	TA	1	
		EPA 6010	SMW	2	
		EPA 5030B/8260	PRG	38	
		SM 2320B	JMC1	3	
		SM 3500-Fe B#4	JML	1	
		SM 4500-H+B	TJG	1	
		SM 4500-S-2 D	OL	1	
		EPA 300.0	OL	2	
		EPA 350.1	AJM	1	
		EPA 353.2	AJM	3	
		SM 4500-CO2 D	TJG	1	
		SM 5310C	JMC1	1	
		SM 4500-P E	BAF	1	
60169057002	**MW-58-201405**	EPA 8015 - Alcohol	TA	1	
		EPA 6010	SMW	2	
		EPA 5030B/8260	PRG	38	
		SM 2320B	JMC1	3	
		SM 3500-Fe B#4	JML	1	
		SM 4500-H+B	TJG	1	
		SM 4500-S-2 D	OL	1	
		EPA 300.0	OL	2	
		EPA 350.1	AJM	1	
		EPA 353.2	AJM	3	
		SM 4500-CO2 D	TJG	1	
		SM 5310C	JMC1	1	
		SM 4500-P E	BAF	1	
60169057003	**MW-40-201405**	EPA 8015 - Alcohol	TA	1	
		EPA 6010	SMW	2	
		EPA 5030B/8260	PRG	38	
		SM 2320B	JMC1	3	
		SM 3500-Fe B#4	JML	1	
		SM 4500-H+B	TJG	1	
		SM 4500-S-2 D	OL	1	
		EPA 300.0	OL	2	
		EPA 350.1	AJM	1	
		EPA 353.2	AJM	3	
		SM 4500-CO2 D	TJG	1	

REPORT OF LABORATORY ANALYSIS

This report shall not be reproduced, except in full,
without the written consent of Pace Analytical Services, Inc..

Pace Analytical Services, Inc.
9608 Loiret Blvd.
Lenexa, KS 66219
(913)599-5665

SAMPLE ANALYTE COUNT

Project: FORT SMITH, AR
Pace Project No.: 60169057

Lab ID	Sample ID	Method	Analysts	Analytes Reported	Laboratory
		SM 5310C	JMC1	1	
		SM 4500-P E	BAF	1	
60169057004	**MW-26-201405**	EPA 8015 - Alcohol	TA	1	
		EPA 6010	SMW	2	
		EPA 5030B/8260	PRG	38	
		SM 2320B	JMC1	3	
		SM 3500-Fe B#4	JML	1	
		SM 4500-H+B	TJG	1	
		SM 4500-S-2 D	OL	1	
		EPA 300.0	OL	2	
		EPA 350.1	AJM	1	
		EPA 353.2	AJM	3	
		SM 4500-CO2 D	TJG	1	
		SM 5310C	JMC1	1	
		SM 4500-P E	BAF	1	
60169057005	**ITMW-20-201405**	EPA 8015 - Alcohol	TA	1	
		EPA 6010	SMW	2	
		EPA 5030B/8260	PRG	38	
		SM 2320B	JMC1	3	
		SM 3500-Fe B#4	JML	1	
		SM 4500-H+B	TJG	1	
		SM 4500-S-2 D	OL	1	
		EPA 300.0	OL	2	
		EPA 350.1	AJM	1	
		EPA 353.2	AJM	3	
		SM 4500-CO2 D	TJG	1	
		SM 5310C	JMC1	1	
		SM 4500-P E	BAF	1	
60169057006	**IW-72-201405**	EPA 8015 - Alcohol	TA	1	
		EPA 6010	SMW	2	
		EPA 5030B/8260	PRG	38	
		SM 2320B	JMC1	3	
		SM 3500-Fe B#4	JML	1	
		SM 4500-H+B	TJG	1	
		SM 4500-S-2 D	OL	1	
		EPA 300.0	OL	2	
		EPA 350.1	AJM	1	

This report shall not be reproduced, except in full,
without the written consent of Pace Analytical Services, Inc..

Pace Analytical Services, Inc.
9608 Loiret Blvd.
Lenexa, KS 66219
(913)599-5665

SAMPLE ANALYTE COUNT

Project: FORT SMITH, AR
Pace Project No.: 60169057

Lab ID	Sample ID	Method	Analysts	Analytes Reported	Laboratory
		EPA 353.2	AJM	3	
		SM 4500-CO2 D	TJG	1	
		SM 5310C	JMC1	1	
		SM 4500-P E	BAF	1	
60169057007	**TRIP BLANK 1**	EPA 5030B/8260	PRG	38	
60169057008	**TRIP BLANK 2**	EPA 5030B/8260	PRG	38	

REPORT OF LABORATORY ANALYSIS

This report shall not be reproduced, except in full,
without the written consent of Pace Analytical Services, Inc..

Pace Analytical Services, Inc.
9608 Loiret Blvd.
Lenexa, KS 66219
(913)599-5665

PROJECT NARRATIVE

Project: FORT SMITH, AR
Pace Project No.: 60169057

Method: **EPA 8015 - Alcohol**
Description: Alcohol by Direct Inject GCFID
Client: Environ_AR
Date: May 28, 2014

General Information:
6 samples were analyzed for EPA 8015 - Alcohol. All samples were received in acceptable condition with any exceptions noted below.

Hold Time:
The samples were analyzed within the method required hold times with any exceptions noted below.

Initial Calibrations (including MS Tune as applicable):
All criteria were within method requirements with any exceptions noted below.

Continuing Calibration:
All criteria were within method requirements with any exceptions noted below.

Surrogates:
All surrogates were within QC limits with any exceptions noted below.

Method Blank:
All analytes were below the report limit in the method blank, where applicable, with any exceptions noted below.

Laboratory Control Spike:
All laboratory control spike compounds were within QC limits with any exceptions noted below.

Matrix Spikes:
All percent recoveries and relative percent differences (RPDs) were within acceptance criteria with any exceptions noted below.

Additional Comments:

This report shall not be reproduced, except in full,
without the written consent of Pace Analytical Services, Inc..

Pace Analytical Services, Inc.
9608 Loiret Blvd.
Lenexa, KS 66219
(913)599-5665

PROJECT NARRATIVE

Project: FORT SMITH, AR
Pace Project No.: 60169057

Method: **EPA 6010**
Description: 6010 MET ICP
Client: Environ_AR
Date: May 28, 2014

General Information:
6 samples were analyzed for EPA 6010. All samples were received in acceptable condition with any exceptions noted below.

Hold Time:
The samples were analyzed within the method required hold times with any exceptions noted below.

Sample Preparation:
The samples were prepared in accordance with EPA 3010 with any exceptions noted below.

Initial Calibrations (including MS Tune as applicable):
All criteria were within method requirements with any exceptions noted below.

Continuing Calibration:
All criteria were within method requirements with any exceptions noted below.

Method Blank:
All analytes were below the report limit in the method blank, where applicable, with any exceptions noted below.

Laboratory Control Spike:
All laboratory control spike compounds were within QC limits with any exceptions noted below.

Matrix Spikes:
All percent recoveries and relative percent differences (RPDs) were within acceptance criteria with any exceptions noted below.

Additional Comments:

This report shall not be reproduced, except in full,
without the written consent of Pace Analytical Services, Inc..

Pace Analytical Services, Inc.
9608 Loiret Blvd.
Lenexa, KS 66219
(913)599-5665

PROJECT NARRATIVE

Project: FORT SMITH, AR
Pace Project No.: 60169057

Method: **EPA 5030B/8260**
Description: 8260 MSV
Client: Environ_AR
Date: May 28, 2014

General Information:
8 samples were analyzed for EPA 5030B/8260. All samples were received in acceptable condition with any exceptions noted below.

Hold Time:
The samples were analyzed within the method required hold times with any exceptions noted below.

Initial Calibrations (including MS Tune as applicable):
All criteria were within method requirements with any exceptions noted below.

Continuing Calibration:
All criteria were within method requirements with any exceptions noted below.

Internal Standards:
All internal standards were within QC limits with any exceptions noted below.

Surrogates:
All surrogates were within QC limits with any exceptions noted below.

Method Blank:
All analytes were below the report limit in the method blank, where applicable, with any exceptions noted below.

Laboratory Control Spike:
All laboratory control spike compounds were within QC limits with any exceptions noted below.

Matrix Spikes:
All percent recoveries and relative percent differences (RPDs) were within acceptance criteria with any exceptions noted below.

QC Batch: MSV/61631

A matrix spike/matrix spike duplicate was not performed due to insufficient sample volume.

Additional Comments:

This report shall not be reproduced, except in full,
without the written consent of Pace Analytical Services, Inc..

Pace Analytical Services, Inc.
9608 Loiret Blvd.
Lenexa, KS 66219
(913)599-5665

PROJECT NARRATIVE

Project: FORT SMITH, AR
Pace Project No.: 60169057

Method: **SM 2320B**
Description: 2320B Alkalinity
Client: Environ_AR
Date: May 28, 2014

General Information:
6 samples were analyzed for SM 2320B. All samples were received in acceptable condition with any exceptions noted below.

Hold Time:
The samples were analyzed within the method required hold times with any exceptions noted below.

Method Blank:
All analytes were below the report limit in the method blank, where applicable, with any exceptions noted below.

Laboratory Control Spike:
All laboratory control spike compounds were within QC limits with any exceptions noted below.

Matrix Spikes:
All percent recoveries and relative percent differences (RPDs) were within acceptance criteria with any exceptions noted below.

Duplicate Sample:
All duplicate sample results were within method acceptance criteria with any exceptions noted below.

Additional Comments:

This report shall not be reproduced, except in full,
without the written consent of Pace Analytical Services, Inc..

Pace Analytical Services, Inc.
9608 Loiret Blvd.
Lenexa, KS 66219
(913)599-5665

PROJECT NARRATIVE

Project: FORT SMITH, AR
Pace Project No.: 60169057

Method: **SM 3500-Fe B#4**
Description: Iron, Ferric (Calculation)
Client: Environ_AR
Date: May 28, 2014

General Information:
6 samples were analyzed for SM 3500-Fe B#4. All samples were received in acceptable condition with any exceptions noted below.

Hold Time:
The samples were analyzed within the method required hold times with any exceptions noted below.

Method Blank:
All analytes were below the report limit in the method blank, where applicable, with any exceptions noted below.

Laboratory Control Spike:
All laboratory control spike compounds were within QC limits with any exceptions noted below.

Matrix Spikes:
All percent recoveries and relative percent differences (RPDs) were within acceptance criteria with any exceptions noted below.

Additional Comments:

This report shall not be reproduced, except in full,
without the written consent of Pace Analytical Services, Inc..

Pace Analytical Services, Inc.
9608 Loiret Blvd.
Lenexa, KS 66219
(913)599-5665

PROJECT NARRATIVE

Project: FORT SMITH, AR
Pace Project No.: 60169057

Method: **SM 4500-H+B**
Description: 4500H+ pH, Electrometric
Client: Environ_AR
Date: May 28, 2014

General Information:
6 samples were analyzed for SM 4500-H+B. All samples were received in acceptable condition with any exceptions noted below.

Hold Time:
The samples were analyzed within the method required hold times with any exceptions noted below.

H6: Analysis initiated outside of the 15 minute EPA recommended holding time.
- ITMW-20-201405 (Lab ID: 60169057005)
- IW-72-201405 (Lab ID: 60169057006)
- MW-22-201405 (Lab ID: 60169057001)
- MW-26-201405 (Lab ID: 60169057004)
- MW-40-201405 (Lab ID: 60169057003)
- MW-58-201405 (Lab ID: 60169057002)

Method Blank:
All analytes were below the report limit in the method blank, where applicable, with any exceptions noted below.

Laboratory Control Spike:
All laboratory control spike compounds were within QC limits with any exceptions noted below.

Matrix Spikes:
All percent recoveries and relative percent differences (RPDs) were within acceptance criteria with any exceptions noted below.

Additional Comments:

Analyte Comments:

QC Batch: WET/47958

1e: Field ph reported
- ITMW-20-201405 (Lab ID: 60169057005)
  - pH at 25 Degrees C
- IW-72-201405 (Lab ID: 60169057006)
  - pH at 25 Degrees C
- MW-26-201405 (Lab ID: 60169057004)
  - pH at 25 Degrees C
- MW-40-201405 (Lab ID: 60169057003)
  - pH at 25 Degrees C
- MW-58-201405 (Lab ID: 60169057002)
  - pH at 25 Degrees C

2e: pH posted from alkalinity test.
- MW-22-201405 (Lab ID: 60169057001)
  - pH at 25 Degrees C

- IW-72-201405 (Lab ID: 60169057006)
  - pH at 25 Degrees C

This report shall not be reproduced, except in full,
without the written consent of Pace Analytical Services, Inc..

Pace Analytical Services, Inc.
9608 Loiret Blvd.
Lenexa, KS 66219
(913)599-5665

PROJECT NARRATIVE

Project: FORT SMITH, AR
Pace Project No.: 60169057

Method: **SM 4500-S-2 D**
Description: 4500S2D Sulfide, Total
Client: Environ_AR
Date: May 28, 2014

General Information:
6 samples were analyzed for SM 4500-S-2 D. All samples were received in acceptable condition with any exceptions noted below.

Hold Time:
The samples were analyzed within the method required hold times with any exceptions noted below.

Method Blank:
All analytes were below the report limit in the method blank, where applicable, with any exceptions noted below.

Laboratory Control Spike:
All laboratory control spike compounds were within QC limits with any exceptions noted below.

Matrix Spikes:
All percent recoveries and relative percent differences (RPDs) were within acceptance criteria with any exceptions noted below.

QC Batch: WET/47866

A matrix spike and/or matrix spike duplicate (MS/MSD) were performed on the following sample(s): 60169119001

M1: Matrix spike recovery exceeded QC limits. Batch accepted based on laboratory control sample (LCS) recovery.

- MS (Lab ID: 1378286)
  - Sulfide, Total

Duplicate Sample:
All duplicate sample results were within method acceptance criteria with any exceptions noted below.

Additional Comments:

This report shall not be reproduced, except in full,
without the written consent of Pace Analytical Services, Inc..

Pace Analytical Services, Inc.
9608 Loiret Blvd.
Lenexa, KS 66219
(913)599-5665

PROJECT NARRATIVE

Project: FORT SMITH, AR
Pace Project No.: 60169057

Method: **EPA 300.0**
Description: 300.0 IC Anions 28 Days
Client: Environ_AR
Date: May 28, 2014

General Information:
6 samples were analyzed for EPA 300.0. All samples were received in acceptable condition with any exceptions noted below.

Hold Time:
The samples were analyzed within the method required hold times with any exceptions noted below.

Initial Calibrations (including MS Tune as applicable):
All criteria were within method requirements with any exceptions noted below.

Continuing Calibration:
All criteria were within method requirements with any exceptions noted below.

Method Blank:
All analytes were below the report limit in the method blank, where applicable, with any exceptions noted below.

Laboratory Control Spike:
All laboratory control spike compounds were within QC limits with any exceptions noted below.

Matrix Spikes:
All percent recoveries and relative percent differences (RPDs) were within acceptance criteria with any exceptions noted below.

Additional Comments:

This report shall not be reproduced, except in full,
without the written consent of Pace Analytical Services, Inc..

Pace Analytical Services, Inc.
9608 Loiret Blvd.
Lenexa, KS 66219
(913)599-5665

PROJECT NARRATIVE

Project: FORT SMITH, AR
Pace Project No.: 60169057

Method: **EPA 350.1**
Description: 350.1 Ammonia
Client: Environ_AR
Date: May 28, 2014

General Information:
6 samples were analyzed for EPA 350.1. All samples were received in acceptable condition with any exceptions noted below.

Hold Time:
The samples were analyzed within the method required hold times with any exceptions noted below.

Initial Calibrations (including MS Tune as applicable):
All criteria were within method requirements with any exceptions noted below.

Continuing Calibration:
All criteria were within method requirements with any exceptions noted below.

Method Blank:
All analytes were below the report limit in the method blank, where applicable, with any exceptions noted below.

Laboratory Control Spike:
All laboratory control spike compounds were within QC limits with any exceptions noted below.

Matrix Spikes:
All percent recoveries and relative percent differences (RPDs) were within acceptance criteria with any exceptions noted below.

QC Batch: WETA/29458

A matrix spike and/or matrix spike duplicate (MS/MSD) were performed on the following sample(s): 60169057001,60169059003

M1: Matrix spike recovery exceeded QC limits. Batch accepted based on laboratory control sample (LCS) recovery.

- MS (Lab ID: 1378990)
  - Nitrogen, Ammonia
- MS (Lab ID: 1378991)
  - Nitrogen, Ammonia

Duplicate Sample:
All duplicate sample results were within method acceptance criteria with any exceptions noted below.

Additional Comments:

This report shall not be reproduced, except in full,
without the written consent of Pace Analytical Services, Inc..

Pace Analytical Services, Inc.
9608 Loiret Blvd.
Lenexa, KS 66219
(913)599-5665

PROJECT NARRATIVE

Project: FORT SMITH, AR
Pace Project No.: 60169057

Method: **EPA 353.2**
Description: 353.2 Nitrogen, NO2/NO3 unpres
Client: Environ_AR
Date: May 28, 2014

General Information:
6 samples were analyzed for EPA 353.2. All samples were received in acceptable condition with any exceptions noted below.

Hold Time:
The samples were analyzed within the method required hold times with any exceptions noted below.

Initial Calibrations (including MS Tune as applicable):
All criteria were within method requirements with any exceptions noted below.

Continuing Calibration:
All criteria were within method requirements with any exceptions noted below.

Method Blank:
All analytes were below the report limit in the method blank, where applicable, with any exceptions noted below.

Laboratory Control Spike:
All laboratory control spike compounds were within QC limits with any exceptions noted below.

Matrix Spikes:
All percent recoveries and relative percent differences (RPDs) were within acceptance criteria with any exceptions noted below.

Duplicate Sample:
All duplicate sample results were within method acceptance criteria with any exceptions noted below.

Additional Comments:

Analyte Comments:

QC Batch: WETA/29390

D3: Sample was diluted due to the presence of high levels of non-target analytes or other matrix interference.

- IW-72-201405 (Lab ID: 60169057006)
  - Nitrogen, NO2 plus NO3
  - Nitrogen, Nitrite
  - Nitrogen, Nitrate

This report shall not be reproduced, except in full,
without the written consent of Pace Analytical Services, Inc..

Pace Analytical Services, Inc.
9608 Loiret Blvd.
Lenexa, KS 66219
(913)599-5665

PROJECT NARRATIVE

Project: FORT SMITH, AR
Pace Project No.: 60169057

Method: **SM 4500-CO2 D**
Description: Total Carbon Dioxide Calc
Client: Environ_AR
Date: May 28, 2014

General Information:
6 samples were analyzed for SM 4500-CO2 D. All samples were received in acceptable condition with any exceptions noted below.

Hold Time:
The samples were analyzed within the method required hold times with any exceptions noted below.

Initial Calibrations (including MS Tune as applicable):
All criteria were within method requirements with any exceptions noted below.

Continuing Calibration:
All criteria were within method requirements with any exceptions noted below.

Method Blank:
All analytes were below the report limit in the method blank, where applicable, with any exceptions noted below.

Laboratory Control Spike:
All laboratory control spike compounds were within QC limits with any exceptions noted below.

Matrix Spikes:
All percent recoveries and relative percent differences (RPDs) were within acceptance criteria with any exceptions noted below.

Additional Comments:

This report shall not be reproduced, except in full,
without the written consent of Pace Analytical Services, Inc..

Pace Analytical Services, Inc.
9608 Loiret Blvd.
Lenexa, KS 66219
(913)599-5665

PROJECT NARRATIVE

Project: FORT SMITH, AR
Pace Project No.: 60169057

Method: **SM 5310C**
Description: 5310C TOC
Client: Environ_AR
Date: May 28, 2014

General Information:
6 samples were analyzed for SM 5310C. All samples were received in acceptable condition with any exceptions noted below.

Hold Time:
The samples were analyzed within the method required hold times with any exceptions noted below.

Initial Calibrations (including MS Tune as applicable):
All criteria were within method requirements with any exceptions noted below.

Continuing Calibration:
All criteria were within method requirements with any exceptions noted below.

Method Blank:
All analytes were below the report limit in the method blank, where applicable, with any exceptions noted below.

Laboratory Control Spike:
All laboratory control spike compounds were within QC limits with any exceptions noted below.

Matrix Spikes:
All percent recoveries and relative percent differences (RPDs) were within acceptance criteria with any exceptions noted below.

Duplicate Sample:
All duplicate sample results were within method acceptance criteria with any exceptions noted below.

Additional Comments:

This report shall not be reproduced, except in full,
without the written consent of Pace Analytical Services, Inc..

Pace Analytical Services, Inc.
9608 Loiret Blvd.
Lenexa, KS 66219
(913)599-5665

PROJECT NARRATIVE

Project: FORT SMITH, AR
Pace Project No.: 60169057

Method: **SM 4500-P E**
Description: SM4500P-E, Total Phosphorus
Client: Environ_AR
Date: May 28, 2014

General Information:
6 samples were analyzed for SM 4500-P E. All samples were received in acceptable condition with any exceptions noted below.

Hold Time:
The samples were analyzed within the method required hold times with any exceptions noted below.

Sample Preparation:
The samples were prepared in accordance with SM4500-P B with any exceptions noted below.

Initial Calibrations (including MS Tune as applicable):
All criteria were within method requirements with any exceptions noted below.

Continuing Calibration:
All criteria were within method requirements with any exceptions noted below.

Method Blank:
All analytes were below the report limit in the method blank, where applicable, with any exceptions noted below.

Laboratory Control Spike:
All laboratory control spike compounds were within QC limits with any exceptions noted below.

Matrix Spikes:
All percent recoveries and relative percent differences (RPDs) were within acceptance criteria with any exceptions noted below.

Additional Comments:

This data package has been reviewed for quality and completeness and is approved for release.

This report shall not be reproduced, except in full,
without the written consent of Pace Analytical Services, Inc..

Pace Analytical Services, Inc.
9608 Loiret Blvd.
Lenexa, KS 66219
(913)599-5665

ANALYTICAL RESULTS

Project: FORT SMITH, AR
Pace Project No.: 60169057

Sample: MW-22-201405 **Lab ID: 60169057001** Collected: 05/12/14 15:20 Received: 05/13/14 01:53 Matrix: Water

Parameters	Results	Units	Report Limit	MDL	DF	Prepared	Analyzed	CAS No.	Qual
Alcohol by Direct Inject GCFID	Analytical Method: EPA 8015 - Alcohol								
2-Chloroethanol	ND	ug/L	10000	1190	1		05/19/14 18:36	107-07-3	
6010 MET ICP	Analytical Method: EPA 6010 Preparation Method: EPA 3010								
Iron	ND	ug/L	50.0	24.0	1	05/19/14 17:20	05/21/14 18:20	7439-89-6	
Manganese	**105**	ug/L	5.0	2.5	1	05/19/14 17:20	05/21/14 18:20	7439-96-5	
8260 MSV	Analytical Method: EPA 5030B/8260								
Acetone	ND	ug/L	10.0	1.9	1		05/17/14 22:41	67-64-1	
Benzene	ND	ug/L	5.0	0.060	1		05/17/14 22:41	71-43-2	
Bromodichloromethane	ND	ug/L	5.0	0.19	1		05/17/14 22:41	75-27-4	
Bromoform	ND	ug/L	5.0	0.070	1		05/17/14 22:41	75-25-2	
Bromomethane	ND	ug/L	7.0	0.16	1		05/17/14 22:41	74-83-9	
2-Butanone (MEK)	ND	ug/L	10.0	0.59	1		05/17/14 22:41	78-93-3	
Carbon disulfide	ND	ug/L	10.0	0.12	1		05/17/14 22:41	75-15-0	
Carbon tetrachloride	ND	ug/L	5.0	0.18	1		05/17/14 22:41	56-23-5	
Chlorobenzene	ND	ug/L	5.0	0.21	1		05/17/14 22:41	108-90-7	
Chloroethane	ND	ug/L	10.0	0.15	1		05/17/14 22:41	75-00-3	
Chloroform	ND	ug/L	5.0	0.14	1		05/17/14 22:41	67-66-3	
Chloromethane	ND	ug/L	10.0	0.080	1		05/17/14 22:41	74-87-3	
Dibromochloromethane	ND	ug/L	5.0	0.21	1		05/17/14 22:41	124-48-1	
1,1-Dichloroethane	ND	ug/L	2.4	0.050	1		05/17/14 22:41	75-34-3	
1,2-Dichloroethane	ND	ug/L	5.0	0.12	1		05/17/14 22:41	107-06-2	
1,1-Dichloroethene	ND	ug/L	5.0	0.20	1		05/17/14 22:41	75-35-4	
cis-1,2-Dichloroethene	ND	ug/L	5.0	0.080	1		05/17/14 22:41	156-59-2	
trans-1,2-Dichloroethene	ND	ug/L	5.0	0.20	1		05/17/14 22:41	156-60-5	
1,2-Dichloropropane	ND	ug/L	5.0	0.16	1		05/17/14 22:41	78-87-5	
cis-1,3-Dichloropropene	ND	ug/L	1.0	0.14	1		05/17/14 22:41	10061-01-5	
trans-1,3-Dichloropropene	ND	ug/L	1.0	0.12	1		05/17/14 22:41	10061-02-6	
Ethylbenzene	ND	ug/L	5.0	0.18	1		05/17/14 22:41	100-41-4	
2-Hexanone	ND	ug/L	10.0	1.2	1		05/17/14 22:41	591-78-6	
Methylene chloride	ND	ug/L	5.0	0.15	1		05/17/14 22:41	75-09-2	
4-Methyl-2-pentanone (MIBK)	ND	ug/L	10.0	0.42	1		05/17/14 22:41	108-10-1	
Styrene	ND	ug/L	5.0	0.12	1		05/17/14 22:41	100-42-5	
1,1,2,2-Tetrachloroethane	ND	ug/L	1.0	0.15	1		05/17/14 22:41	79-34-5	
Tetrachloroethene	ND	ug/L	5.0	0.10	1		05/17/14 22:41	127-18-4	
Toluene	ND	ug/L	5.0	0.17	1		05/17/14 22:41	108-88-3	
1,1,1-Trichloroethane	ND	ug/L	5.0	0.11	1		05/17/14 22:41	71-55-6	
1,1,2-Trichloroethane	ND	ug/L	5.0	0.20	1		05/17/14 22:41	79-00-5	
Trichloroethene	ND	ug/L	5.0	0.17	1		05/17/14 22:41	79-01-6	
Vinyl chloride	ND	ug/L	2.0	0.13	1		05/17/14 22:41	75-01-4	
Xylene (Total)	ND	ug/L	5.0	0.42	1		05/17/14 22:41	1330-20-7	
Surrogates									
4-Bromofluorobenzene (S)	100	%	80-120		1		05/17/14 22:41	460-00-4	
1,2-Dichloroethane-d4 (S)	100	%	80-120		1		05/17/14 22:41	17060-07-0	
Toluene-d8 (S)	100	%	80-120		1		05/17/14 22:41	2037-26-5	
Preservation pH	**1.0**		0.10	0.10	1		05/17/14 22:41		

REPORT OF LABORATORY ANALYSIS

This report shall not be reproduced, except in full,
without the written consent of Pace Analytical Services, Inc..

Pace Analytical Services, Inc.
9608 Loiret Blvd.
Lenexa, KS 66219
(913)599-5665

ANALYTICAL RESULTS

Project: FORT SMITH, AR
Pace Project No.: 60169057

Sample: MW-22-201405 **Lab ID: 60169057001** Collected: 05/12/14 15:20 Received: 05/13/14 01:53 Matrix: Water

Parameters	Results	Units	Report Limit	MDL	DF	Prepared	Analyzed	CAS No.	Qual
2320B Alkalinity	Analytical Method: SM 2320B								
Alkalinity,Bicarbonate (CaCO3)	**49.1**	mg/L	20.0	1.9	1		05/19/14 09:09		
Alkalinity, Carbonate (CaCO3)	ND	mg/L	20.0	1.9	1		05/19/14 09:09		
Alkalinity, Total as CaCO3	**49.1**	mg/L	20.0	1.9	1		05/19/14 09:09		
Iron, Ferric (Calculation)	Analytical Method: SM 3500-Fe B#4								
Iron, Ferric	**0.0J**	mg/L	0.20		1		05/23/14 16:51	7439-89-6	
4500H+ pH, Electrometric	Analytical Method: SM 4500-H+B								
pH at 25 Degrees C	**5.9**	Std. Units	0.10	0.10	1		05/20/14 00:00		2e,H6
4500S2D Sulfide, Total	Analytical Method: SM 4500-S-2 D								
Sulfide, Total	ND	mg/L	0.050	0.0096	1		05/15/14 12:50	18496-25-8	
300.0 IC Anions 28 Days	Analytical Method: EPA 300.0								
Chloride	**13.7**	mg/L	1.0	0.50	1		05/23/14 10:52	16887-00-6	
Sulfate	**12.3**	mg/L	1.0	0.056	1		05/23/14 10:52	14808-79-8	
350.1 Ammonia	Analytical Method: EPA 350.1								
Nitrogen, Ammonia	ND	mg/L	0.10	0.014	1		05/16/14 09:55	7664-41-7	M1
353.2 Nitrogen, NO2/NO3 unpres	Analytical Method: EPA 353.2								
Nitrogen, Nitrate	ND	mg/L	0.10	0.031	1		05/13/14 18:10		
Nitrogen, Nitrite	ND	mg/L	0.10	0.031	1		05/13/14 18:10		
Nitrogen, NO2 plus NO3	ND	mg/L	0.10	0.013	1		05/13/14 18:10		
Total Carbon Dioxide Calc	Analytical Method: SM 4500-CO2 D								
Carbon Dioxide Calculation	**161**	mg/L			1		05/20/14 00:00		
5310C TOC	Analytical Method: SM 5310C								
Total Organic Carbon	**0.54J**	mg/L	1.0	0.50	1		05/22/14 11:17	7440-44-0	
SM4500P-E, Total Phosphorus	Analytical Method: SM 4500-P E Preparation Method: SM4500-P B								
Phosphate as P04	ND	mg/L	0.030	0.015	1	05/19/14 09:51	05/19/14 13:31		

REPORT OF LABORATORY ANALYSIS

This report shall not be reproduced, except in full,
without the written consent of Pace Analytical Services, Inc..

Pace Analytical Services, Inc.
9608 Loiret Blvd.
Lenexa, KS 66219
(913)599-5665

ANALYTICAL RESULTS

Project: FORT SMITH, AR
Pace Project No.: 60169057

Sample: MW-58-201405 **Lab ID: 60169057002** Collected: 05/12/14 16:10 Received: 05/13/14 01:53 Matrix: Water

Parameters	Results	Units	Report Limit	MDL	DF	Prepared	Analyzed	CAS No.	Qual
Alcohol by Direct Inject GCFID	Analytical Method: EPA 8015 - Alcohol								
2-Chloroethanol	ND	ug/L	10000	1190	1		05/19/14 18:47	107-07-3	
6010 MET ICP	Analytical Method: EPA 6010 Preparation Method: EPA 3010								
Iron	**2560**	ug/L	50.0	24.0	1	05/19/14 17:20	05/21/14 18:24	7439-89-6	
Manganese	**452**	ug/L	5.0	2.5	1	05/19/14 17:20	05/21/14 18:24	7439-96-5	
8260 MSV	Analytical Method: EPA 5030B/8260								
Acetone	ND	ug/L	10.0	1.9	1		05/17/14 22:55	67-64-1	
Benzene	ND	ug/L	5.0	0.060	1		05/17/14 22:55	71-43-2	
Bromodichloromethane	ND	ug/L	5.0	0.19	1		05/17/14 22:55	75-27-4	
Bromoform	ND	ug/L	5.0	0.070	1		05/17/14 22:55	75-25-2	
Bromomethane	ND	ug/L	7.0	0.16	1		05/17/14 22:55	74-83-9	
2-Butanone (MEK)	ND	ug/L	10.0	0.59	1		05/17/14 22:55	78-93-3	
Carbon disulfide	ND	ug/L	10.0	0.12	1		05/17/14 22:55	75-15-0	
Carbon tetrachloride	ND	ug/L	5.0	0.18	1		05/17/14 22:55	56-23-5	
Chlorobenzene	ND	ug/L	5.0	0.21	1		05/17/14 22:55	108-90-7	
Chloroethane	ND	ug/L	10.0	0.15	1		05/17/14 22:55	75-00-3	
Chloroform	ND	ug/L	5.0	0.14	1		05/17/14 22:55	67-66-3	
Chloromethane	ND	ug/L	10.0	0.080	1		05/17/14 22:55	74-87-3	
Dibromochloromethane	ND	ug/L	5.0	0.21	1		05/17/14 22:55	124-48-1	
1,1-Dichloroethane	ND	ug/L	2.4	0.050	1		05/17/14 22:55	75-34-3	
1,2-Dichloroethane	ND	ug/L	5.0	0.12	1		05/17/14 22:55	107-06-2	
1,1-Dichloroethene	**1.9J**	ug/L	5.0	0.20	1		05/17/14 22:55	75-35-4	
cis-1,2-Dichloroethene	**12.1**	ug/L	5.0	0.080	1		05/17/14 22:55	156-59-2	
trans-1,2-Dichloroethene	**0.28J**	ug/L	5.0	0.20	1		05/17/14 22:55	156-60-5	
1,2-Dichloropropane	ND	ug/L	5.0	0.16	1		05/17/14 22:55	78-87-5	
cis-1,3-Dichloropropene	ND	ug/L	1.0	0.14	1		05/17/14 22:55	10061-01-5	
trans-1,3-Dichloropropene	ND	ug/L	1.0	0.12	1		05/17/14 22:55	10061-02-6	
Ethylbenzene	ND	ug/L	5.0	0.18	1		05/17/14 22:55	100-41-4	
2-Hexanone	ND	ug/L	10.0	1.2	1		05/17/14 22:55	591-78-6	
Methylene chloride	ND	ug/L	5.0	0.15	1		05/17/14 22:55	75-09-2	
4-Methyl-2-pentanone (MIBK)	ND	ug/L	10.0	0.42	1		05/17/14 22:55	108-10-1	
Styrene	ND	ug/L	5.0	0.12	1		05/17/14 22:55	100-42-5	
1,1,2,2-Tetrachloroethane	ND	ug/L	1.0	0.15	1		05/17/14 22:55	79-34-5	
Tetrachloroethene	ND	ug/L	5.0	0.10	1		05/17/14 22:55	127-18-4	
Toluene	ND	ug/L	5.0	0.17	1		05/17/14 22:55	108-88-3	
1,1,1-Trichloroethane	ND	ug/L	5.0	0.11	1		05/17/14 22:55	71-55-6	
1,1,2-Trichloroethane	ND	ug/L	5.0	0.20	1		05/17/14 22:55	79-00-5	
Trichloroethene	**397**	ug/L	25.0	0.85	5		05/17/14 23:09	79-01-6	
Vinyl chloride	**0.72J**	ug/L	2.0	0.13	1		05/17/14 22:55	75-01-4	
Xylene (Total)	ND	ug/L	5.0	0.42	1		05/17/14 22:55	1330-20-7	
Surrogates									
4-Bromofluorobenzene (S)	99	%	80-120		1		05/17/14 22:55	460-00-4	
1,2-Dichloroethane-d4 (S)	98	%	80-120		1		05/17/14 22:55	17060-07-0	
Toluene-d8 (S)	100	%	80-120		1		05/17/14 22:55	2037-26-5	
Preservation pH	**1.0**		0.10	0.10	1		05/17/14 22:55		

REPORT OF LABORATORY ANALYSIS

This report shall not be reproduced, except in full,
without the written consent of Pace Analytical Services, Inc..

Pace Analytical Services, Inc.
9608 Loiret Blvd.
Lenexa, KS 66219
(913)599-5665

ANALYTICAL RESULTS

Project: FORT SMITH, AR
Pace Project No.: 60169057

Sample: MW-58-201405 **Lab ID: 60169057002** Collected: 05/12/14 16:10 Received: 05/13/14 01:53 Matrix: Water

Parameters	Results	Units	Report Limit	MDL	DF	Prepared	Analyzed	CAS No.	Qual
2320B Alkalinity	Analytical Method: SM 2320B								
Alkalinity,Bicarbonate (CaCO3)	**23.2**	mg/L	20.0	1.9	1		05/19/14 09:12		
Alkalinity, Carbonate (CaCO3)	ND	mg/L	20.0	1.9	1		05/19/14 09:12		
Alkalinity, Total as CaCO3	**23.2**	mg/L	20.0	1.9	1		05/19/14 09:12		
Iron, Ferric (Calculation)	Analytical Method: SM 3500-Fe B#4								
Iron, Ferric	**0.0J**	mg/L	0.20		1		05/23/14 16:51	7439-89-6	
4500H+ pH, Electrometric	Analytical Method: SM 4500-H+B								
pH at 25 Degrees C	**5.2**	Std. Units	0.10	0.10	1		05/20/14 00:00		1e,H6
4500S2D Sulfide, Total	Analytical Method: SM 4500-S-2 D								
Sulfide, Total	ND	mg/L	0.050	0.0096	1		05/15/14 12:51	18496-25-8	
300.0 IC Anions 28 Days	Analytical Method: EPA 300.0								
Chloride	**230**	mg/L	20.0	10.0	20		05/23/14 11:21	16887-00-6	
Sulfate	**3.1**	mg/L	1.0	0.056	1		05/23/14 11:07	14808-79-8	
350.1 Ammonia	Analytical Method: EPA 350.1								
Nitrogen, Ammonia	ND	mg/L	0.10	0.014	1		05/16/14 09:58	7664-41-7	
353.2 Nitrogen, NO2/NO3 unpres	Analytical Method: EPA 353.2								
Nitrogen, Nitrate	ND	mg/L	0.10	0.031	1		05/13/14 18:11		
Nitrogen, Nitrite	ND	mg/L	0.10	0.031	1		05/13/14 18:11		
Nitrogen, NO2 plus NO3	ND	mg/L	0.10	0.013	1		05/13/14 18:11		
Total Carbon Dioxide Calc	Analytical Method: SM 4500-CO2 D								
Carbon Dioxide Calculation	**281**	mg/L			1		05/20/14 00:00		
5310C TOC	Analytical Method: SM 5310C								
Total Organic Carbon	ND	mg/L	1.0	0.50	1		05/22/14 11:56	7440-44-0	
SM4500P-E, Total Phosphorus	Analytical Method: SM 4500-P E Preparation Method: SM4500-P B								
Phosphate as P04	**0.34**	mg/L	0.030	0.015	1	05/19/14 09:51	05/19/14 13:31		

REPORT OF LABORATORY ANALYSIS

This report shall not be reproduced, except in full,
without the written consent of Pace Analytical Services, Inc..

Pace Analytical Services, Inc.
9608 Loiret Blvd.
Lenexa, KS 66219
(913)599-5665

ANALYTICAL RESULTS

Project: FORT SMITH, AR
Pace Project No.: 60169057

Sample: MW-40-201405 **Lab ID: 60169057003** Collected: 05/12/14 16:20 Received: 05/13/14 01:53 Matrix: Water

Parameters	Results	Units	Report Limit	MDL	DF	Prepared	Analyzed	CAS No.	Qual
Alcohol by Direct Inject GCFID	Analytical Method: EPA 8015 - Alcohol								
2-Chloroethanol	ND	ug/L	10000	1190	1		05/19/14 18:58	107-07-3	
6010 MET ICP	Analytical Method: EPA 6010 Preparation Method: EPA 3010								
Iron	ND	ug/L	50.0	24.0	1	05/19/14 17:20	05/21/14 18:27	7439-89-6	
Manganese	**210**	ug/L	5.0	2.5	1	05/19/14 17:20	05/21/14 18:27	7439-96-5	
8260 MSV	Analytical Method: EPA 5030B/8260								
Acetone	ND	ug/L	10.0	1.9	1		05/17/14 23:24	67-64-1	
Benzene	ND	ug/L	5.0	0.060	1		05/17/14 23:24	71-43-2	
Bromodichloromethane	ND	ug/L	5.0	0.19	1		05/17/14 23:24	75-27-4	
Bromoform	ND	ug/L	5.0	0.070	1		05/17/14 23:24	75-25-2	
Bromomethane	ND	ug/L	7.0	0.16	1		05/17/14 23:24	74-83-9	
2-Butanone (MEK)	ND	ug/L	10.0	0.59	1		05/17/14 23:24	78-93-3	
Carbon disulfide	ND	ug/L	10.0	0.12	1		05/17/14 23:24	75-15-0	
Carbon tetrachloride	ND	ug/L	5.0	0.18	1		05/17/14 23:24	56-23-5	
Chlorobenzene	ND	ug/L	5.0	0.21	1		05/17/14 23:24	108-90-7	
Chloroethane	ND	ug/L	10.0	0.15	1		05/17/14 23:24	75-00-3	
Chloroform	ND	ug/L	5.0	0.14	1		05/17/14 23:24	67-66-3	
Chloromethane	ND	ug/L	10.0	0.080	1		05/17/14 23:24	74-87-3	
Dibromochloromethane	ND	ug/L	5.0	0.21	1		05/17/14 23:24	124-48-1	
1,1-Dichloroethane	ND	ug/L	2.4	0.050	1		05/17/14 23:24	75-34-3	
1,2-Dichloroethane	ND	ug/L	5.0	0.12	1		05/17/14 23:24	107-06-2	
1,1-Dichloroethene	ND	ug/L	5.0	0.20	1		05/17/14 23:24	75-35-4	
cis-1,2-Dichloroethene	ND	ug/L	5.0	0.080	1		05/17/14 23:24	156-59-2	
trans-1,2-Dichloroethene	ND	ug/L	5.0	0.20	1		05/17/14 23:24	156-60-5	
1,2-Dichloropropane	ND	ug/L	5.0	0.16	1		05/17/14 23:24	78-87-5	
cis-1,3-Dichloropropene	ND	ug/L	1.0	0.14	1		05/17/14 23:24	10061-01-5	
trans-1,3-Dichloropropene	ND	ug/L	1.0	0.12	1		05/17/14 23:24	10061-02-6	
Ethylbenzene	ND	ug/L	5.0	0.18	1		05/17/14 23:24	100-41-4	
2-Hexanone	ND	ug/L	10.0	1.2	1		05/17/14 23:24	591-78-6	
Methylene chloride	ND	ug/L	5.0	0.15	1		05/17/14 23:24	75-09-2	
4-Methyl-2-pentanone (MIBK)	ND	ug/L	10.0	0.42	1		05/17/14 23:24	108-10-1	
Styrene	ND	ug/L	5.0	0.12	1		05/17/14 23:24	100-42-5	
1,1,2,2-Tetrachloroethane	ND	ug/L	1.0	0.15	1		05/17/14 23:24	79-34-5	
Tetrachloroethene	ND	ug/L	5.0	0.10	1		05/17/14 23:24	127-18-4	
Toluene	ND	ug/L	5.0	0.17	1		05/17/14 23:24	108-88-3	
1,1,1-Trichloroethane	ND	ug/L	5.0	0.11	1		05/17/14 23:24	71-55-6	
1,1,2-Trichloroethane	ND	ug/L	5.0	0.20	1		05/17/14 23:24	79-00-5	
Trichloroethene	**0.76J**	ug/L	5.0	0.17	1		05/17/14 23:24	79-01-6	
Vinyl chloride	ND	ug/L	2.0	0.13	1		05/17/14 23:24	75-01-4	
Xylene (Total)	ND	ug/L	5.0	0.42	1		05/17/14 23:24	1330-20-7	
Surrogates									
4-Bromofluorobenzene (S)	97	%	80-120		1		05/17/14 23:24	460-00-4	
1,2-Dichloroethane-d4 (S)	100	%	80-120		1		05/17/14 23:24	17060-07-0	
Toluene-d8 (S)	100	%	80-120		1		05/17/14 23:24	2037-26-5	
Preservation pH	**1.0**		0.10	0.10	1		05/17/14 23:24		

REPORT OF LABORATORY ANALYSIS

This report shall not be reproduced, except in full,
without the written consent of Pace Analytical Services, Inc..

Pace Analytical Services, Inc.
9608 Loiret Blvd.
Lenexa, KS 66219
(913)599-5665

ANALYTICAL RESULTS

Project: FORT SMITH, AR
Pace Project No.: 60169057

Sample: MW-40-201405 **Lab ID: 60169057003** Collected: 05/12/14 16:20 Received: 05/13/14 01:53 Matrix: Water

Parameters	Results	Units	Report Limit	MDL	DF	Prepared	Analyzed	CAS No.	Qual
2320B Alkalinity	Analytical Method: SM 2320B								
Alkalinity,Bicarbonate (CaCO3)	**13.1J**	mg/L	20.0	1.9	1		05/19/14 09:15		
Alkalinity, Carbonate (CaCO3)	ND	mg/L	20.0	1.9	1		05/19/14 09:15		
Alkalinity, Total as CaCO3	**13.1J**	mg/L	20.0	1.9	1		05/19/14 09:15		
Iron, Ferric (Calculation)	Analytical Method: SM 3500-Fe B#4								
Iron, Ferric	**0.0J**	mg/L	0.20		1		05/23/14 16:51	7439-89-6	
4500H+ pH, Electrometric	Analytical Method: SM 4500-H+B								
pH at 25 Degrees C	**4.7**	Std. Units	0.10	0.10	1		05/20/14 00:00		1e,H6
4500S2D Sulfide, Total	Analytical Method: SM 4500-S-2 D								
Sulfide, Total	ND	mg/L	0.050	0.0096	1		05/15/14 12:51	18496-25-8	
300.0 IC Anions 28 Days	Analytical Method: EPA 300.0								
Chloride	**217**	mg/L	20.0	10.0	20		05/23/14 11:50	16887-00-6	
Sulfate	**2.4**	mg/L	1.0	0.056	1		05/23/14 11:36	14808-79-8	
350.1 Ammonia	Analytical Method: EPA 350.1								
Nitrogen, Ammonia	ND	mg/L	0.10	0.014	1		05/16/14 09:59	7664-41-7	
353.2 Nitrogen, NO2/NO3 unpres	Analytical Method: EPA 353.2								
Nitrogen, Nitrate	**0.050J**	mg/L	0.10	0.031	1		05/13/14 18:13		
Nitrogen, Nitrite	ND	mg/L	0.10	0.031	1		05/13/14 18:13		
Nitrogen, NO2 plus NO3	**0.050J**	mg/L	0.10	0.013	1		05/13/14 18:13		
Total Carbon Dioxide Calc	Analytical Method: SM 4500-CO2 D								
Carbon Dioxide Calculation	**0.0**	mg/L			1		05/20/14 00:00		
5310C TOC	Analytical Method: SM 5310C								
Total Organic Carbon	ND	mg/L	1.0	0.50	1		05/22/14 12:35	7440-44-0	
SM4500P-E, Total Phosphorus	Analytical Method: SM 4500-P E Preparation Method: SM4500-P B								
Phosphate as P04	ND	mg/L	0.030	0.015	1	05/19/14 09:51	05/19/14 13:31		

REPORT OF LABORATORY ANALYSIS

This report shall not be reproduced, except in full,
without the written consent of Pace Analytical Services, Inc..

Pace Analytical Services, Inc.
9608 Loiret Blvd.
Lenexa, KS 66219
(913)599-5665

ANALYTICAL RESULTS

Project: FORT SMITH, AR
Pace Project No.: 60169057

Sample: MW-26-201405 **Lab ID: 60169057004** Collected: 05/12/14 15:50 Received: 05/13/14 01:53 Matrix: Water

Parameters	Results	Units	Report Limit	MDL	DF	Prepared	Analyzed	CAS No.	Qual
Alcohol by Direct Inject GCFID	Analytical Method: EPA 8015 - Alcohol								
2-Chloroethanol	ND	ug/L	10000	1190	1		05/19/14 19:10	107-07-3	
6010 MET ICP	Analytical Method: EPA 6010 Preparation Method: EPA 3010								
Iron	ND	ug/L	50.0	24.0	1	05/19/14 17:20	05/21/14 18:30	7439-89-6	
Manganese	**276**	ug/L	5.0	2.5	1	05/19/14 17:20	05/21/14 18:30	7439-96-5	
8260 MSV	Analytical Method: EPA 5030B/8260								
Acetone	ND	ug/L	10.0	1.9	1		05/17/14 23:38	67-64-1	
Benzene	ND	ug/L	5.0	0.060	1		05/17/14 23:38	71-43-2	
Bromodichloromethane	ND	ug/L	5.0	0.19	1		05/17/14 23:38	75-27-4	
Bromoform	ND	ug/L	5.0	0.070	1		05/17/14 23:38	75-25-2	
Bromomethane	ND	ug/L	7.0	0.16	1		05/17/14 23:38	74-83-9	
2-Butanone (MEK)	ND	ug/L	10.0	0.59	1		05/17/14 23:38	78-93-3	
Carbon disulfide	ND	ug/L	10.0	0.12	1		05/17/14 23:38	75-15-0	
Carbon tetrachloride	ND	ug/L	5.0	0.18	1		05/17/14 23:38	56-23-5	
Chlorobenzene	ND	ug/L	5.0	0.21	1		05/17/14 23:38	108-90-7	
Chloroethane	ND	ug/L	10.0	0.15	1		05/17/14 23:38	75-00-3	
Chloroform	ND	ug/L	5.0	0.14	1		05/17/14 23:38	67-66-3	
Chloromethane	ND	ug/L	10.0	0.080	1		05/17/14 23:38	74-87-3	
Dibromochloromethane	ND	ug/L	5.0	0.21	1		05/17/14 23:38	124-48-1	
1,1-Dichloroethane	ND	ug/L	2.4	0.050	1		05/17/14 23:38	75-34-3	
1,2-Dichloroethane	ND	ug/L	5.0	0.12	1		05/17/14 23:38	107-06-2	
1,1-Dichloroethene	ND	ug/L	5.0	0.20	1		05/17/14 23:38	75-35-4	
cis-1,2-Dichloroethene	ND	ug/L	5.0	0.080	1		05/17/14 23:38	156-59-2	
trans-1,2-Dichloroethene	ND	ug/L	5.0	0.20	1		05/17/14 23:38	156-60-5	
1,2-Dichloropropane	ND	ug/L	5.0	0.16	1		05/17/14 23:38	78-87-5	
cis-1,3-Dichloropropene	ND	ug/L	1.0	0.14	1		05/17/14 23:38	10061-01-5	
trans-1,3-Dichloropropene	ND	ug/L	1.0	0.12	1		05/17/14 23:38	10061-02-6	
Ethylbenzene	ND	ug/L	5.0	0.18	1		05/17/14 23:38	100-41-4	
2-Hexanone	ND	ug/L	10.0	1.2	1		05/17/14 23:38	591-78-6	
Methylene chloride	ND	ug/L	5.0	0.15	1		05/17/14 23:38	75-09-2	
4-Methyl-2-pentanone (MIBK)	ND	ug/L	10.0	0.42	1		05/17/14 23:38	108-10-1	
Styrene	ND	ug/L	5.0	0.12	1		05/17/14 23:38	100-42-5	
1,1,2,2-Tetrachloroethane	ND	ug/L	1.0	0.15	1		05/17/14 23:38	79-34-5	
Tetrachloroethene	ND	ug/L	5.0	0.10	1		05/17/14 23:38	127-18-4	
Toluene	ND	ug/L	5.0	0.17	1		05/17/14 23:38	108-88-3	
1,1,1-Trichloroethane	ND	ug/L	5.0	0.11	1		05/17/14 23:38	71-55-6	
1,1,2-Trichloroethane	ND	ug/L	5.0	0.20	1		05/17/14 23:38	79-00-5	
Trichloroethene	**0.25J**	ug/L	5.0	0.17	1		05/17/14 23:38	79-01-6	
Vinyl chloride	ND	ug/L	2.0	0.13	1		05/17/14 23:38	75-01-4	
Xylene (Total)	ND	ug/L	5.0	0.42	1		05/17/14 23:38	1330-20-7	
Surrogates									
4-Bromofluorobenzene (S)	97	%	80-120		1		05/17/14 23:38	460-00-4	
1,2-Dichloroethane-d4 (S)	98	%	80-120		1		05/17/14 23:38	17060-07-0	
Toluene-d8 (S)	99	%	80-120		1		05/17/14 23:38	2037-26-5	
Preservation pH	**1.0**		0.10	0.10	1		05/17/14 23:38		

REPORT OF LABORATORY ANALYSIS

This report shall not be reproduced, except in full,
without the written consent of Pace Analytical Services, Inc..

Pace Analytical Services, Inc.
9608 Loiret Blvd.
Lenexa, KS 66219
(913)599-5665

ANALYTICAL RESULTS

Project: FORT SMITH, AR
Pace Project No.: 60169057

Sample: MW-26-201405 **Lab ID: 60169057004** Collected: 05/12/14 15:50 Received: 05/13/14 01:53 Matrix: Water

Parameters	Results	Units	Report Limit	MDL	DF	Prepared	Analyzed	CAS No.	Qual
2320B Alkalinity	Analytical Method: SM 2320B								
Alkalinity,Bicarbonate (CaCO3)	**25.3**	mg/L	20.0	1.9	1		05/19/14 09:18		
Alkalinity, Carbonate (CaCO3)	ND	mg/L	20.0	1.9	1		05/19/14 09:18		
Alkalinity, Total as CaCO3	**25.3**	mg/L	20.0	1.9	1		05/19/14 09:18		
Iron, Ferric (Calculation)	Analytical Method: SM 3500-Fe B#4								
Iron, Ferric	**0.0J**	mg/L	0.20		1		05/23/14 16:51	7439-89-6	
4500H+ pH, Electrometric	Analytical Method: SM 4500-H+B								
pH at 25 Degrees C	**5.0**	Std. Units	0.10	0.10	1		05/20/14 00:00		1e,H6
4500S2D Sulfide, Total	Analytical Method: SM 4500-S-2 D								
Sulfide, Total	ND	mg/L	0.050	0.0096	1		05/15/14 12:51	18496-25-8	
300.0 IC Anions 28 Days	Analytical Method: EPA 300.0								
Chloride	**270**	mg/L	20.0	10.0	20		05/23/14 12:19	16887-00-6	
Sulfate	**9.2**	mg/L	1.0	0.056	1		05/23/14 12:04	14808-79-8	
350.1 Ammonia	Analytical Method: EPA 350.1								
Nitrogen, Ammonia	ND	mg/L	0.10	0.014	1		05/16/14 10:00	7664-41-7	
353.2 Nitrogen, NO2/NO3 unpres	Analytical Method: EPA 353.2								
Nitrogen, Nitrate	**2.9**	mg/L	0.10	0.031	1		05/13/14 18:14		
Nitrogen, Nitrite	ND	mg/L	0.10	0.031	1		05/13/14 18:14		
Nitrogen, NO2 plus NO3	**2.9**	mg/L	0.10	0.013	1		05/13/14 18:14		
Total Carbon Dioxide Calc	Analytical Method: SM 4500-CO2 D								
Carbon Dioxide Calculation	**495**	mg/L			1		05/20/14 00:00		
5310C TOC	Analytical Method: SM 5310C								
Total Organic Carbon	ND	mg/L	1.0	0.50	1		05/22/14 12:55	7440-44-0	
SM4500P-E, Total Phosphorus	Analytical Method: SM 4500-P E Preparation Method: SM4500-P B								
Phosphate as P04	ND	mg/L	0.030	0.015	1	05/19/14 09:51	05/19/14 13:31		

REPORT OF LABORATORY ANALYSIS

This report shall not be reproduced, except in full,
without the written consent of Pace Analytical Services, Inc..

Pace Analytical Services, Inc.
9608 Loiret Blvd.
Lenexa, KS 66219
(913)599-5665

ANALYTICAL RESULTS

Project: FORT SMITH, AR
Pace Project No.: 60169057

Sample: ITMW-20-201405 **Lab ID: 60169057005** Collected: 05/12/14 16:10 Received: 05/13/14 01:53 Matrix: Water

Parameters	Results	Units	Report Limit	MDL	DF	Prepared	Analyzed	CAS No.	Qual
Alcohol by Direct Inject GCFID	Analytical Method: EPA 8015 - Alcohol								
2-Chloroethanol	ND	ug/L	10000	1190	1		05/19/14 19:21	107-07-3	
6010 MET ICP	Analytical Method: EPA 6010 Preparation Method: EPA 3010								
Iron	ND	ug/L	50.0	24.0	1	05/19/14 17:20	05/21/14 18:34	7439-89-6	
Manganese	**6.2**	ug/L	5.0	2.5	1	05/19/14 17:20	05/21/14 18:34	7439-96-5	
8260 MSV	Analytical Method: EPA 5030B/8260								
Acetone	ND	ug/L	10.0	1.9	1		05/17/14 23:52	67-64-1	
Benzene	ND	ug/L	5.0	0.060	1		05/17/14 23:52	71-43-2	
Bromodichloromethane	ND	ug/L	5.0	0.19	1		05/17/14 23:52	75-27-4	
Bromoform	ND	ug/L	5.0	0.070	1		05/17/14 23:52	75-25-2	
Bromomethane	ND	ug/L	7.0	0.16	1		05/17/14 23:52	74-83-9	
2-Butanone (MEK)	ND	ug/L	10.0	0.59	1		05/17/14 23:52	78-93-3	
Carbon disulfide	ND	ug/L	10.0	0.12	1		05/17/14 23:52	75-15-0	
Carbon tetrachloride	ND	ug/L	5.0	0.18	1		05/17/14 23:52	56-23-5	
Chlorobenzene	ND	ug/L	5.0	0.21	1		05/17/14 23:52	108-90-7	
Chloroethane	ND	ug/L	10.0	0.15	1		05/17/14 23:52	75-00-3	
Chloroform	ND	ug/L	5.0	0.14	1		05/17/14 23:52	67-66-3	
Chloromethane	ND	ug/L	10.0	0.080	1		05/17/14 23:52	74-87-3	
Dibromochloromethane	ND	ug/L	5.0	0.21	1		05/17/14 23:52	124-48-1	
1,1-Dichloroethane	ND	ug/L	2.4	0.050	1		05/17/14 23:52	75-34-3	
1,2-Dichloroethane	ND	ug/L	5.0	0.12	1		05/17/14 23:52	107-06-2	
1,1-Dichloroethene	ND	ug/L	5.0	0.20	1		05/17/14 23:52	75-35-4	
cis-1,2-Dichloroethene	ND	ug/L	5.0	0.080	1		05/17/14 23:52	156-59-2	
trans-1,2-Dichloroethene	ND	ug/L	5.0	0.20	1		05/17/14 23:52	156-60-5	
1,2-Dichloropropane	ND	ug/L	5.0	0.16	1		05/17/14 23:52	78-87-5	
cis-1,3-Dichloropropene	ND	ug/L	1.0	0.14	1		05/17/14 23:52	10061-01-5	
trans-1,3-Dichloropropene	ND	ug/L	1.0	0.12	1		05/17/14 23:52	10061-02-6	
Ethylbenzene	ND	ug/L	5.0	0.18	1		05/17/14 23:52	100-41-4	
2-Hexanone	ND	ug/L	10.0	1.2	1		05/17/14 23:52	591-78-6	
Methylene chloride	ND	ug/L	5.0	0.15	1		05/17/14 23:52	75-09-2	
4-Methyl-2-pentanone (MIBK)	ND	ug/L	10.0	0.42	1		05/17/14 23:52	108-10-1	
Styrene	ND	ug/L	5.0	0.12	1		05/17/14 23:52	100-42-5	
1,1,2,2-Tetrachloroethane	ND	ug/L	1.0	0.15	1		05/17/14 23:52	79-34-5	
Tetrachloroethene	ND	ug/L	5.0	0.10	1		05/17/14 23:52	127-18-4	
Toluene	ND	ug/L	5.0	0.17	1		05/17/14 23:52	108-88-3	
1,1,1-Trichloroethane	ND	ug/L	5.0	0.11	1		05/17/14 23:52	71-55-6	
1,1,2-Trichloroethane	ND	ug/L	5.0	0.20	1		05/17/14 23:52	79-00-5	
Trichloroethene	**0.21J**	ug/L	5.0	0.17	1		05/17/14 23:52	79-01-6	
Vinyl chloride	ND	ug/L	2.0	0.13	1		05/17/14 23:52	75-01-4	
Xylene (Total)	ND	ug/L	5.0	0.42	1		05/17/14 23:52	1330-20-7	
Surrogates									
4-Bromofluorobenzene (S)	99	%	80-120		1		05/17/14 23:52	460-00-4	
1,2-Dichloroethane-d4 (S)	102	%	80-120		1		05/17/14 23:52	17060-07-0	
Toluene-d8 (S)	98	%	80-120		1		05/17/14 23:52	2037-26-5	
Preservation pH	**1.0**		0.10	0.10	1		05/17/14 23:52		

REPORT OF LABORATORY ANALYSIS

This report shall not be reproduced, except in full,
without the written consent of Pace Analytical Services, Inc..

Pace Analytical Services, Inc.
9608 Loiret Blvd.
Lenexa, KS 66219
(913)599-5665

ANALYTICAL RESULTS

Project: FORT SMITH, AR
Pace Project No.: 60169057

Sample: ITMW-20-201405 **Lab ID: 60169057005** Collected: 05/12/14 16:10 Received: 05/13/14 01:53 Matrix: Water

Parameters	Results	Units	Report Limit	MDL	DF	Prepared	Analyzed	CAS No.	Qual
2320B Alkalinity	Analytical Method: SM 2320B								
Alkalinity,Bicarbonate (CaCO3)	**112**	mg/L	20.0	1.9	1		05/19/14 09:22		
Alkalinity, Carbonate (CaCO3)	ND	mg/L	20.0	1.9	1		05/19/14 09:22		
Alkalinity, Total as CaCO3	**112**	mg/L	20.0	1.9	1		05/19/14 09:22		
Iron, Ferric (Calculation)	Analytical Method: SM 3500-Fe B#4								
Iron, Ferric	**0.0J**	mg/L	0.20		1		05/23/14 16:51	7439-89-6	
4500H+ pH, Electrometric	Analytical Method: SM 4500-H+B								
pH at 25 Degrees C	**6.7**	Std. Units	0.10	0.10	1		05/20/14 00:00		1e,H6
4500S2D Sulfide, Total	Analytical Method: SM 4500-S-2 D								
Sulfide, Total	ND	mg/L	0.050	0.0096	1		05/15/14 12:52	18496-25-8	
300.0 IC Anions 28 Days	Analytical Method: EPA 300.0								
Chloride	**94.2**	mg/L	10.0	0.62	10		05/22/14 21:51	16887-00-6	
Sulfate	**19.4**	mg/L	2.0	0.11	2		05/23/14 12:33	14808-79-8	
350.1 Ammonia	Analytical Method: EPA 350.1								
Nitrogen, Ammonia	ND	mg/L	0.10	0.014	1		05/16/14 10:01	7664-41-7	
353.2 Nitrogen, NO2/NO3 unpres	Analytical Method: EPA 353.2								
Nitrogen, Nitrate	**1.4**	mg/L	0.10	0.031	1		05/13/14 18:15		
Nitrogen, Nitrite	ND	mg/L	0.10	0.031	1		05/13/14 18:15		
Nitrogen, NO2 plus NO3	**1.4**	mg/L	0.10	0.013	1		05/13/14 18:15		
Total Carbon Dioxide Calc	Analytical Method: SM 4500-CO2 D								
Carbon Dioxide Calculation	**142**	mg/L			1		05/20/14 00:00		
5310C TOC	Analytical Method: SM 5310C								
Total Organic Carbon	**0.57J**	mg/L	1.0	0.50	1		05/22/14 13:14	7440-44-0	
SM4500P-E, Total Phosphorus	Analytical Method: SM 4500-P E Preparation Method: SM4500-P B								
Phosphate as P04	ND	mg/L	0.030	0.015	1	05/19/14 09:51	05/19/14 13:31		

REPORT OF LABORATORY ANALYSIS

This report shall not be reproduced, except in full,
without the written consent of Pace Analytical Services, Inc..

Pace Analytical Services, Inc.
9608 Loiret Blvd.
Lenexa, KS 66219
(913)599-5665

ANALYTICAL RESULTS

Project: FORT SMITH, AR
Pace Project No.: 60169057

Sample: IW-72-201405 **Lab ID: 60169057006** Collected: 05/12/14 16:30 Received: 05/13/14 01:53 Matrix: Water

Parameters	Results	Units	Report Limit	MDL	DF	Prepared	Analyzed	CAS No.	Qual
Alcohol by Direct Inject GCFID	Analytical Method: EPA 8015 - Alcohol								
2-Chloroethanol	ND	ug/L	10000	1190	1		05/19/14 19:32	107-07-3	
6010 MET ICP	Analytical Method: EPA 6010 Preparation Method: EPA 3010								
Iron	**266**	ug/L	50.0	24.0	1	05/19/14 17:20	05/21/14 18:37	7439-89-6	
Manganese	**7670**	ug/L	5.0	2.5	1	05/19/14 17:20	05/21/14 18:37	7439-96-5	
8260 MSV	Analytical Method: EPA 5030B/8260								
Acetone	**3.0J**	ug/L	10.0	1.9	1		05/18/14 00:06	67-64-1	
Benzene	ND	ug/L	5.0	0.060	1		05/18/14 00:06	71-43-2	
Bromodichloromethane	ND	ug/L	5.0	0.19	1		05/18/14 00:06	75-27-4	
Bromoform	**3.8J**	ug/L	5.0	0.070	1		05/18/14 00:06	75-25-2	
Bromomethane	ND	ug/L	7.0	0.16	1		05/18/14 00:06	74-83-9	
2-Butanone (MEK)	ND	ug/L	10.0	0.59	1		05/18/14 00:06	78-93-3	
Carbon disulfide	ND	ug/L	10.0	0.12	1		05/18/14 00:06	75-15-0	
Carbon tetrachloride	ND	ug/L	5.0	0.18	1		05/18/14 00:06	56-23-5	
Chlorobenzene	ND	ug/L	5.0	0.21	1		05/18/14 00:06	108-90-7	
Chloroethane	ND	ug/L	10.0	0.15	1		05/18/14 00:06	75-00-3	
Chloroform	ND	ug/L	5.0	0.14	1		05/18/14 00:06	67-66-3	
Chloromethane	ND	ug/L	10.0	0.080	1		05/18/14 00:06	74-87-3	
Dibromochloromethane	ND	ug/L	5.0	0.21	1		05/18/14 00:06	124-48-1	
1,1-Dichloroethane	ND	ug/L	2.4	0.050	1		05/18/14 00:06	75-34-3	
1,2-Dichloroethane	ND	ug/L	5.0	0.12	1		05/18/14 00:06	107-06-2	
1,1-Dichloroethene	ND	ug/L	5.0	0.20	1		05/18/14 00:06	75-35-4	
cis-1,2-Dichloroethene	ND	ug/L	5.0	0.080	1		05/18/14 00:06	156-59-2	
trans-1,2-Dichloroethene	ND	ug/L	5.0	0.20	1		05/18/14 00:06	156-60-5	
1,2-Dichloropropane	ND	ug/L	5.0	0.16	1		05/18/14 00:06	78-87-5	
cis-1,3-Dichloropropene	ND	ug/L	1.0	0.14	1		05/18/14 00:06	10061-01-5	
trans-1,3-Dichloropropene	ND	ug/L	1.0	0.12	1		05/18/14 00:06	10061-02-6	
Ethylbenzene	ND	ug/L	5.0	0.18	1		05/18/14 00:06	100-41-4	
2-Hexanone	ND	ug/L	10.0	1.2	1		05/18/14 00:06	591-78-6	
Methylene chloride	ND	ug/L	5.0	0.15	1		05/18/14 00:06	75-09-2	
4-Methyl-2-pentanone (MIBK)	ND	ug/L	10.0	0.42	1		05/18/14 00:06	108-10-1	
Styrene	ND	ug/L	5.0	0.12	1		05/18/14 00:06	100-42-5	
1,1,2,2-Tetrachloroethane	ND	ug/L	1.0	0.15	1		05/18/14 00:06	79-34-5	
Tetrachloroethene	ND	ug/L	5.0	0.10	1		05/18/14 00:06	127-18-4	
Toluene	ND	ug/L	5.0	0.17	1		05/18/14 00:06	108-88-3	
1,1,1-Trichloroethane	ND	ug/L	5.0	0.11	1		05/18/14 00:06	71-55-6	
1,1,2-Trichloroethane	ND	ug/L	5.0	0.20	1		05/18/14 00:06	79-00-5	
Trichloroethene	ND	ug/L	5.0	0.17	1		05/18/14 00:06	79-01-6	
Vinyl chloride	ND	ug/L	2.0	0.13	1		05/18/14 00:06	75-01-4	
Xylene (Total)	ND	ug/L	5.0	0.42	1		05/18/14 00:06	1330-20-7	
Surrogates									
4-Bromofluorobenzene (S)	100	%	80-120		1		05/18/14 00:06	460-00-4	
1,2-Dichloroethane-d4 (S)	98	%	80-120		1		05/18/14 00:06	17060-07-0	
Toluene-d8 (S)	97	%	80-120		1		05/18/14 00:06	2037-26-5	
Preservation pH	**1.0**		0.10	0.10	1		05/18/14 00:06		

REPORT OF LABORATORY ANALYSIS

This report shall not be reproduced, except in full,
without the written consent of Pace Analytical Services, Inc..

Pace Analytical Services, Inc.
9608 Loiret Blvd.
Lenexa, KS 66219
(913)599-5665

ANALYTICAL RESULTS

Project: FORT SMITH, AR
Pace Project No.: 60169057

Sample: IW-72-201405 **Lab ID: 60169057006** Collected: 05/12/14 16:30 Received: 05/13/14 01:53 Matrix: Water

Parameters	Results	Units	Report Limit	MDL	DF	Prepared	Analyzed	CAS No.	Qual
2320B Alkalinity	Analytical Method: SM 2320B								
Alkalinity,Bicarbonate (CaCO3)	**113**	mg/L	20.0	1.9	1		05/19/14 09:27		
Alkalinity, Carbonate (CaCO3)	ND	mg/L	20.0	1.9	1		05/19/14 09:27		
Alkalinity, Total as CaCO3	**113**	mg/L	20.0	1.9	1		05/19/14 09:27		
Iron, Ferric (Calculation)	Analytical Method: SM 3500-Fe B#4								
Iron, Ferric	**0.21**	mg/L	0.20		1		05/23/14 16:51	7439-89-6	
4500H+ pH, Electrometric	Analytical Method: SM 4500-H+B								
pH at 25 Degrees C	**5.9**	Std. Units	0.10	0.10	1		05/20/14 00:00		1e,H6
4500S2D Sulfide, Total	Analytical Method: SM 4500-S-2 D								
Sulfide, Total	ND	mg/L	0.050	0.0096	1		05/15/14 12:52	18496-25-8	
300.0 IC Anions 28 Days	Analytical Method: EPA 300.0								
Chloride	**195**	mg/L	20.0	10.0	20		05/23/14 13:02	16887-00-6	
Sulfate	**7.8**	mg/L	1.0	0.056	1		05/23/14 12:48	14808-79-8	
350.1 Ammonia	Analytical Method: EPA 350.1								
Nitrogen, Ammonia	ND	mg/L	0.10	0.014	1		05/16/14 10:04	7664-41-7	
353.2 Nitrogen, NO2/NO3 unpres	Analytical Method: EPA 353.2								
Nitrogen, Nitrate	**0.66J**	mg/L	1.0	0.31	10		05/13/14 17:04		D3
Nitrogen, Nitrite	ND	mg/L	1.0	0.31	10		05/13/14 17:04		D3
Nitrogen, NO2 plus NO3	**0.66J**	mg/L	1.0	0.13	10		05/13/14 17:04		D3
Total Carbon Dioxide Calc	Analytical Method: SM 4500-CO2 D								
Carbon Dioxide Calculation	**379**	mg/L			1		05/20/14 00:00		
5310C TOC	Analytical Method: SM 5310C								
Total Organic Carbon	ND	mg/L	1.0	0.50	1		05/22/14 13:34	7440-44-0	
SM4500P-E, Total Phosphorus	Analytical Method: SM 4500-P E Preparation Method: SM4500-P B								
Phosphate as P04	ND	mg/L	0.030	0.015	1	05/19/14 09:51	05/19/14 13:31		

REPORT OF LABORATORY ANALYSIS

This report shall not be reproduced, except in full,
without the written consent of Pace Analytical Services, Inc..

Pace Analytical Services, Inc.
9608 Loiret Blvd.
Lenexa, KS 66219
(913)599-5665

ANALYTICAL RESULTS

Project: FORT SMITH, AR
Pace Project No.: 60169057

Sample: TRIP BLANK 1 **Lab ID: 60169057007** Collected: 05/12/14 00:00 Received: 05/13/14 01:53 Matrix: Water

Parameters	Results	Units	Report Limit	MDL	DF	Prepared	Analyzed	CAS No.	Qual
8260 MSV	Analytical Method: EPA 5030B/8260								
Acetone	ND	ug/L	10.0	1.9	1		05/17/14 21:16	67-64-1	
Benzene	ND	ug/L	5.0	0.060	1		05/17/14 21:16	71-43-2	
Bromodichloromethane	ND	ug/L	5.0	0.19	1		05/17/14 21:16	75-27-4	
Bromoform	ND	ug/L	5.0	0.070	1		05/17/14 21:16	75-25-2	
Bromomethane	ND	ug/L	7.0	0.16	1		05/17/14 21:16	74-83-9	
2-Butanone (MEK)	ND	ug/L	10.0	0.59	1		05/17/14 21:16	78-93-3	
Carbon disulfide	**0.12J**	ug/L	10.0	0.12	1		05/17/14 21:16	75-15-0	
Carbon tetrachloride	ND	ug/L	5.0	0.18	1		05/17/14 21:16	56-23-5	
Chlorobenzene	ND	ug/L	5.0	0.21	1		05/17/14 21:16	108-90-7	
Chloroethane	ND	ug/L	10.0	0.15	1		05/17/14 21:16	75-00-3	
Chloroform	ND	ug/L	5.0	0.14	1		05/17/14 21:16	67-66-3	
Chloromethane	ND	ug/L	10.0	0.080	1		05/17/14 21:16	74-87-3	
Dibromochloromethane	ND	ug/L	5.0	0.21	1		05/17/14 21:16	124-48-1	
1,1-Dichloroethane	ND	ug/L	2.4	0.050	1		05/17/14 21:16	75-34-3	
1,2-Dichloroethane	ND	ug/L	5.0	0.12	1		05/17/14 21:16	107-06-2	
1,1-Dichloroethene	ND	ug/L	5.0	0.20	1		05/17/14 21:16	75-35-4	
cis-1,2-Dichloroethene	ND	ug/L	5.0	0.080	1		05/17/14 21:16	156-59-2	
trans-1,2-Dichloroethene	ND	ug/L	5.0	0.20	1		05/17/14 21:16	156-60-5	
1,2-Dichloropropane	ND	ug/L	5.0	0.16	1		05/17/14 21:16	78-87-5	
cis-1,3-Dichloropropene	ND	ug/L	1.0	0.14	1		05/17/14 21:16	10061-01-5	
trans-1,3-Dichloropropene	ND	ug/L	1.0	0.12	1		05/17/14 21:16	10061-02-6	
Ethylbenzene	ND	ug/L	5.0	0.18	1		05/17/14 21:16	100-41-4	
2-Hexanone	ND	ug/L	10.0	1.2	1		05/17/14 21:16	591-78-6	
Methylene chloride	ND	ug/L	5.0	0.15	1		05/17/14 21:16	75-09-2	
4-Methyl-2-pentanone (MIBK)	ND	ug/L	10.0	0.42	1		05/17/14 21:16	108-10-1	
Styrene	ND	ug/L	5.0	0.12	1		05/17/14 21:16	100-42-5	
1,1,2,2-Tetrachloroethane	ND	ug/L	1.0	0.15	1		05/17/14 21:16	79-34-5	
Tetrachloroethene	ND	ug/L	5.0	0.10	1		05/17/14 21:16	127-18-4	
Toluene	ND	ug/L	5.0	0.17	1		05/17/14 21:16	108-88-3	
1,1,1-Trichloroethane	ND	ug/L	5.0	0.11	1		05/17/14 21:16	71-55-6	
1,1,2-Trichloroethane	ND	ug/L	5.0	0.20	1		05/17/14 21:16	79-00-5	
Trichloroethene	ND	ug/L	5.0	0.17	1		05/17/14 21:16	79-01-6	
Vinyl chloride	ND	ug/L	2.0	0.13	1		05/17/14 21:16	75-01-4	
Xylene (Total)	ND	ug/L	5.0	0.42	1		05/17/14 21:16	1330-20-7	
Surrogates									
4-Bromofluorobenzene (S)	100	%	80-120		1		05/17/14 21:16	460-00-4	
1,2-Dichloroethane-d4 (S)	99	%	80-120		1		05/17/14 21:16	17060-07-0	
Toluene-d8 (S)	100	%	80-120		1		05/17/14 21:16	2037-26-5	
Preservation pH	**1.0**		0.10	0.10	1		05/17/14 21:16		

REPORT OF LABORATORY ANALYSIS

This report shall not be reproduced, except in full,
without the written consent of Pace Analytical Services, Inc..

Pace Analytical Services, Inc.
9608 Loiret Blvd.
Lenexa, KS 66219
(913)599-5665

ANALYTICAL RESULTS

Project: FORT SMITH, AR
Pace Project No.: 60169057

Sample: TRIP BLANK 2 **Lab ID: 60169057008** Collected: 05/12/14 00:00 Received: 05/13/14 01:53 Matrix: Water

Parameters	Results	Units	Report Limit	MDL	DF	Prepared	Analyzed	CAS No.	Qual
8260 MSV	Analytical Method: EPA 5030B/8260								
Acetone	ND	ug/L	10.0	1.9	1		05/17/14 21:58	67-64-1	
Benzene	ND	ug/L	5.0	0.060	1		05/17/14 21:58	71-43-2	
Bromodichloromethane	ND	ug/L	5.0	0.19	1		05/17/14 21:58	75-27-4	
Bromoform	ND	ug/L	5.0	0.070	1		05/17/14 21:58	75-25-2	
Bromomethane	ND	ug/L	7.0	0.16	1		05/17/14 21:58	74-83-9	
2-Butanone (MEK)	ND	ug/L	10.0	0.59	1		05/17/14 21:58	78-93-3	
Carbon disulfide	ND	ug/L	10.0	0.12	1		05/17/14 21:58	75-15-0	
Carbon tetrachloride	ND	ug/L	5.0	0.18	1		05/17/14 21:58	56-23-5	
Chlorobenzene	ND	ug/L	5.0	0.21	1		05/17/14 21:58	108-90-7	
Chloroethane	ND	ug/L	10.0	0.15	1		05/17/14 21:58	75-00-3	
Chloroform	ND	ug/L	5.0	0.14	1		05/17/14 21:58	67-66-3	
Chloromethane	ND	ug/L	10.0	0.080	1		05/17/14 21:58	74-87-3	
Dibromochloromethane	ND	ug/L	5.0	0.21	1		05/17/14 21:58	124-48-1	
1,1-Dichloroethane	ND	ug/L	2.4	0.050	1		05/17/14 21:58	75-34-3	
1,2-Dichloroethane	ND	ug/L	5.0	0.12	1		05/17/14 21:58	107-06-2	
1,1-Dichloroethene	ND	ug/L	5.0	0.20	1		05/17/14 21:58	75-35-4	
cis-1,2-Dichloroethene	ND	ug/L	5.0	0.080	1		05/17/14 21:58	156-59-2	
trans-1,2-Dichloroethene	ND	ug/L	5.0	0.20	1		05/17/14 21:58	156-60-5	
1,2-Dichloropropane	ND	ug/L	5.0	0.16	1		05/17/14 21:58	78-87-5	
cis-1,3-Dichloropropene	ND	ug/L	1.0	0.14	1		05/17/14 21:58	10061-01-5	
trans-1,3-Dichloropropene	ND	ug/L	1.0	0.12	1		05/17/14 21:58	10061-02-6	
Ethylbenzene	ND	ug/L	5.0	0.18	1		05/17/14 21:58	100-41-4	
2-Hexanone	ND	ug/L	10.0	1.2	1		05/17/14 21:58	591-78-6	
Methylene chloride	ND	ug/L	5.0	0.15	1		05/17/14 21:58	75-09-2	
4-Methyl-2-pentanone (MIBK)	ND	ug/L	10.0	0.42	1		05/17/14 21:58	108-10-1	
Styrene	ND	ug/L	5.0	0.12	1		05/17/14 21:58	100-42-5	
1,1,2,2-Tetrachloroethane	ND	ug/L	1.0	0.15	1		05/17/14 21:58	79-34-5	
Tetrachloroethene	ND	ug/L	5.0	0.10	1		05/17/14 21:58	127-18-4	
Toluene	ND	ug/L	5.0	0.17	1		05/17/14 21:58	108-88-3	
1,1,1-Trichloroethane	ND	ug/L	5.0	0.11	1		05/17/14 21:58	71-55-6	
1,1,2-Trichloroethane	ND	ug/L	5.0	0.20	1		05/17/14 21:58	79-00-5	
Trichloroethene	ND	ug/L	5.0	0.17	1		05/17/14 21:58	79-01-6	
Vinyl chloride	ND	ug/L	2.0	0.13	1		05/17/14 21:58	75-01-4	
Xylene (Total)	ND	ug/L	5.0	0.42	1		05/17/14 21:58	1330-20-7	
Surrogates									
4-Bromofluorobenzene (S)	97	%	80-120		1		05/17/14 21:58	460-00-4	
1,2-Dichloroethane-d4 (S)	99	%	80-120		1		05/17/14 21:58	17060-07-0	
Toluene-d8 (S)	100	%	80-120		1		05/17/14 21:58	2037-26-5	
Preservation pH	**1.0**		0.10	0.10	1		05/17/14 21:58		

REPORT OF LABORATORY ANALYSIS

This report shall not be reproduced, except in full,
without the written consent of Pace Analytical Services, Inc..

Pace Analytical Services, Inc.
9608 Loiret Blvd.
Lenexa, KS 66219
(913)599-5665

QUALITY CONTROL DATA

Project: FORT SMITH, AR
Pace Project No.: 60169057

QC Batch: GCSV/2565 Analysis Method: EPA 8015 - Alcohol
QC Batch Method: EPA 8015 - Alcohol Analysis Description: Alcohol by Direct Inject GCFID
Associated Lab Samples: 60169057001, 60169057002, 60169057003, 60169057004, 60169057005, 60169057006

METHOD BLANK: 76429 Matrix: Water
Associated Lab Samples: 60169057001, 60169057002, 60169057003, 60169057004, 60169057005, 60169057006

Parameter	Units	Blank Result	Reporting Limit	Analyzed	Qualifiers
2-Chloroethanol	ug/L	ND	10000	05/19/14 17:06	

LABORATORY CONTROL SAMPLE: 76430

Parameter	Units	Spike Conc.	LCS Result	LCS % Rec	% Rec Limits	Qualifiers
2-Chloroethanol	ug/L	100000	76700	77	40-140	

MATRIX SPIKE & MATRIX SPIKE DUPLICATE: 76431 76432

Parameter	Units	60169189008 Result	MS Spike Conc.	MSD Spike Conc.	MS Result	MSD Result	MS % Rec	MSD % Rec	% Rec Limits	RPD	Max RPD	Qual
2-Chloroethanol	ug/L	ND	100000	100000	77400	79600	77	80	40-140	3	40	

Results presented on this page are in the units indicated by the "Units" column except where an alternate unit is presented to the right of the result.

REPORT OF LABORATORY ANALYSIS

This report shall not be reproduced, except in full,
without the written consent of Pace Analytical Services, Inc..

Pace Analytical Services, Inc.
9608 Loiret Blvd.
Lenexa, KS 66219
(913)599-5665

QUALITY CONTROL DATA

Project: FORT SMITH, AR
Pace Project No.: 60169057

QC Batch: MPRP/27292 Analysis Method: EPA 6010
QC Batch Method: EPA 3010 Analysis Description: 6010 MET
Associated Lab Samples: 60169057001, 60169057002, 60169057003, 60169057004, 60169057005, 60169057006

METHOD BLANK: 1380291 Matrix: Water
Associated Lab Samples: 60169057001, 60169057002, 60169057003, 60169057004, 60169057005, 60169057006

Parameter	Units	Blank Result	Reporting Limit	Analyzed	Qualifiers
Iron	ug/L	ND	50.0	05/21/14 18:04	
Manganese	ug/L	ND	5.0	05/21/14 18:04	

LABORATORY CONTROL SAMPLE: 1380292

Parameter	Units	Spike Conc.	LCS Result	LCS % Rec	% Rec Limits	Qualifiers
Iron	ug/L	10000	9560	96	80-120	
Manganese	ug/L	1000	976	98	80-120	

MATRIX SPIKE & MATRIX SPIKE DUPLICATE: 1380293 1380294

Parameter	Units	60169189008 Result	MS Spike Conc.	MSD Spike Conc.	MS Result	MSD Result	MS % Rec	MSD % Rec	% Rec Limits	RPD	Max RPD	Qual
Iron	ug/L	307	10000	10000	9990	10100	97	98	75-125	1	20	
Manganese	ug/L	158	1000	1000	1130	1140	97	99	75-125	1	20	

Results presented on this page are in the units indicated by the "Units" column except where an alternate unit is presented to the right of the result.

REPORT OF LABORATORY ANALYSIS

This report shall not be reproduced, except in full,
without the written consent of Pace Analytical Services, Inc..

Pace Analytical Services, Inc.
9608 Loiret Blvd.
Lenexa, KS 66219
(913)599-5665

QUALITY CONTROL DATA

Project: FORT SMITH, AR
Pace Project No.: 60169057

QC Batch: MSV/61631 Analysis Method: EPA 5030B/8260
QC Batch Method: EPA 5030B/8260 Analysis Description: 8260 MSV Water 10 mL Purge
Associated Lab Samples: 60169057001, 60169057002, 60169057003, 60169057004, 60169057005, 60169057006, 60169057007, 60169057008

METHOD BLANK: 1379474 Matrix: Water
Associated Lab Samples: 60169057001, 60169057002, 60169057003, 60169057004, 60169057005, 60169057006, 60169057007, 60169057008

Parameter	Units	Blank Result	Reporting Limit	Analyzed	Qualifiers
1,1,1-Trichloroethane	ug/L	ND	5.0	05/17/14 21:01	
1,1,2,2-Tetrachloroethane	ug/L	ND	1.0	05/17/14 21:01	
1,1,2-Trichloroethane	ug/L	ND	5.0	05/17/14 21:01	
1,1-Dichloroethane	ug/L	ND	2.4	05/17/14 21:01	
1,1-Dichloroethene	ug/L	ND	5.0	05/17/14 21:01	
1,2-Dichloroethane	ug/L	ND	5.0	05/17/14 21:01	
1,2-Dichloropropane	ug/L	ND	5.0	05/17/14 21:01	
2-Butanone (MEK)	ug/L	ND	10.0	05/17/14 21:01	
2-Hexanone	ug/L	ND	10.0	05/17/14 21:01	
4-Methyl-2-pentanone (MIBK)	ug/L	ND	10.0	05/17/14 21:01	
Acetone	ug/L	ND	10.0	05/17/14 21:01	
Benzene	ug/L	ND	5.0	05/17/14 21:01	
Bromodichloromethane	ug/L	ND	5.0	05/17/14 21:01	
Bromoform	ug/L	ND	5.0	05/17/14 21:01	
Bromomethane	ug/L	ND	7.0	05/17/14 21:01	
Carbon disulfide	ug/L	0.17J	10.0	05/17/14 21:01	
Carbon tetrachloride	ug/L	ND	5.0	05/17/14 21:01	
Chlorobenzene	ug/L	ND	5.0	05/17/14 21:01	
Chloroethane	ug/L	ND	10.0	05/17/14 21:01	
Chloroform	ug/L	ND	5.0	05/17/14 21:01	
Chloromethane	ug/L	ND	10.0	05/17/14 21:01	
cis-1,2-Dichloroethene	ug/L	ND	5.0	05/17/14 21:01	
cis-1,3-Dichloropropene	ug/L	ND	1.0	05/17/14 21:01	
Dibromochloromethane	ug/L	ND	5.0	05/17/14 21:01	
Ethylbenzene	ug/L	ND	5.0	05/17/14 21:01	
Methylene chloride	ug/L	ND	5.0	05/17/14 21:01	
Styrene	ug/L	ND	5.0	05/17/14 21:01	
Tetrachloroethene	ug/L	ND	5.0	05/17/14 21:01	
Toluene	ug/L	ND	5.0	05/17/14 21:01	
trans-1,2-Dichloroethene	ug/L	ND	5.0	05/17/14 21:01	
trans-1,3-Dichloropropene	ug/L	ND	1.0	05/17/14 21:01	
Trichloroethene	ug/L	ND	5.0	05/17/14 21:01	
Vinyl chloride	ug/L	ND	2.0	05/17/14 21:01	
Xylene (Total)	ug/L	ND	5.0	05/17/14 21:01	
1,2-Dichloroethane-d4 (S)	%	99	80-120	05/17/14 21:01	
4-Bromofluorobenzene (S)	%	98	80-120	05/17/14 21:01	
Toluene-d8 (S)	%	98	80-120	05/17/14 21:01	

Results presented on this page are in the units indicated by the "Units" column except where an alternate unit is presented to the right of the result.

REPORT OF LABORATORY ANALYSIS

This report shall not be reproduced, except in full,
without the written consent of Pace Analytical Services, Inc..

Pace Analytical Services, Inc.
9608 Loiret Blvd.
Lenexa, KS 66219
(913)599-5665

QUALITY CONTROL DATA

Project: FORT SMITH, AR
Pace Project No.: 60169057

LABORATORY CONTROL SAMPLE: 1379475

Parameter	Units	Spike Conc.	LCS Result	LCS % Rec	% Rec Limits	Qualifiers
1,1,1-Trichloroethane	ug/L	20	20.7	104	80-121	
1,1,2,2-Tetrachloroethane	ug/L	20	18.4	92	73-124	
1,1,2-Trichloroethane	ug/L	20	21.2	106	80-120	
1,1-Dichloroethane	ug/L	20	19.5	98	77-120	
1,1-Dichloroethene	ug/L	20	19.2	96	78-126	
1,2-Dichloroethane	ug/L	20	21.1	106	77-123	
1,2-Dichloropropane	ug/L	20	19.7	98	80-121	
2-Butanone (MEK)	ug/L	100	97.0	97	52-145	
2-Hexanone	ug/L	100	103	103	57-139	
4-Methyl-2-pentanone (MIBK)	ug/L	100	106	106	71-131	
Acetone	ug/L	100	104	104	32-155	
Benzene	ug/L	20	20.5	102	80-120	
Bromodichloromethane	ug/L	20	21.2	106	80-120	
Bromoform	ug/L	20	21.9	109	73-124	
Bromomethane	ug/L	20	22.0	110	31-144	
Carbon disulfide	ug/L	20	22.8	114	65-125	
Carbon tetrachloride	ug/L	20	21.0	105	78-128	
Chlorobenzene	ug/L	20	21.4	107	80-120	
Chloroethane	ug/L	20	20.2	101	55-137	
Chloroform	ug/L	20	20.3	102	79-120	
Chloromethane	ug/L	20	19.6	98	22-138	
cis-1,2-Dichloroethene	ug/L	20	20.8	104	80-120	
cis-1,3-Dichloropropene	ug/L	20	19.2	96	80-120	
Dibromochloromethane	ug/L	20	21.7	108	80-120	
Ethylbenzene	ug/L	20	20.6	103	80-121	
Methylene chloride	ug/L	20	20.5	102	73-126	
Styrene	ug/L	20	22.5	113	80-120	
Tetrachloroethene	ug/L	20	21.1	105	80-121	
Toluene	ug/L	20	21.2	106	80-122	
trans-1,2-Dichloroethene	ug/L	20	18.8	94	79-121	
trans-1,3-Dichloropropene	ug/L	20	19.9	99	80-127	
Trichloroethene	ug/L	20	21.4	107	80-120	
Vinyl chloride	ug/L	20	19.6	98	59-120	
Xylene (Total)	ug/L	60	65.0	108	80-121	
1,2-Dichloroethane-d4 (S)	%			101	80-120	
4-Bromofluorobenzene (S)	%			96	80-120	
Toluene-d8 (S)	%			101	80-120	

Results presented on this page are in the units indicated by the "Units" column except where an alternate unit is presented to the right of the result.

REPORT OF LABORATORY ANALYSIS

This report shall not be reproduced, except in full,
without the written consent of Pace Analytical Services, Inc..

Pace Analytical Services, Inc.
9608 Loiret Blvd.
Lenexa, KS 66219
(913)599-5665

QUALITY CONTROL DATA

Project: FORT SMITH, AR
Pace Project No.: 60169057

QC Batch: WET/47923 Analysis Method: SM 2320B
QC Batch Method: SM 2320B Analysis Description: 2320B Alkalinity
Associated Lab Samples: 60169057001, 60169057002, 60169057003, 60169057004, 60169057005, 60169057006

METHOD BLANK: 1380315 Matrix: Water
Associated Lab Samples: 60169057001, 60169057002, 60169057003, 60169057004, 60169057005, 60169057006

Parameter	Units	Blank Result	Reporting Limit	Analyzed	Qualifiers
Alkalinity, Carbonate (CaCO3)	mg/L	ND	20.0	05/19/14 07:39	
Alkalinity, Total as CaCO3	mg/L	ND	20.0	05/19/14 07:39	
Alkalinity,Bicarbonate (CaCO3)	mg/L	ND	20.0	05/19/14 07:39	

LABORATORY CONTROL SAMPLE: 1380316

Parameter	Units	Spike Conc.	LCS Result	LCS % Rec	% Rec Limits	Qualifiers
Alkalinity, Total as CaCO3	mg/L	500	488	98	90-110	

SAMPLE DUPLICATE: 1380317

Parameter	Units	60168831004 Result	Dup Result	RPD	Max RPD	Qualifiers
Alkalinity, Carbonate (CaCO3)	mg/L	ND	ND		10	
Alkalinity, Total as CaCO3	mg/L	514	511	1	10	
Alkalinity,Bicarbonate (CaCO3)	mg/L	514	511	1	10	

SAMPLE DUPLICATE: 1380318

Parameter	Units	60168831006 Result	Dup Result	RPD	Max RPD	Qualifiers
Alkalinity, Carbonate (CaCO3)	mg/L	ND	ND		10	
Alkalinity, Total as CaCO3	mg/L	349	349	0	10	
Alkalinity,Bicarbonate (CaCO3)	mg/L	349	349	0	10	

Results presented on this page are in the units indicated by the "Units" column except where an alternate unit is presented to the right of the result.

REPORT OF LABORATORY ANALYSIS

This report shall not be reproduced, except in full,
without the written consent of Pace Analytical Services, Inc..

Pace Analytical Services, Inc.
9608 Loiret Blvd.
Lenexa, KS 66219
(913)599-5665

QUALITY CONTROL DATA

Project: FORT SMITH, AR
Pace Project No.: 60169057

QC Batch: WET/47866 Analysis Method: SM 4500-S-2 D
QC Batch Method: SM 4500-S-2 D Analysis Description: 4500S2D Sulfide, Total
Associated Lab Samples: 60169057001, 60169057002, 60169057003, 60169057004, 60169057005, 60169057006

METHOD BLANK: 1378284 Matrix: Water
Associated Lab Samples: 60169057001, 60169057002, 60169057003, 60169057004, 60169057005, 60169057006

Parameter	Units	Blank Result	Reporting Limit	Analyzed	Qualifiers
Sulfide, Total	mg/L	ND	0.050	05/15/14 12:47	

LABORATORY CONTROL SAMPLE: 1378285

Parameter	Units	Spike Conc.	LCS Result	LCS % Rec	% Rec Limits	Qualifiers
Sulfide, Total	mg/L	.5	0.54	109	80-120	

MATRIX SPIKE SAMPLE: 1378286

Parameter	Units	60169119001 Result	Spike Conc.	MS Result	MS % Rec	% Rec Limits	Qualifiers
Sulfide, Total	mg/L	ND	.5	0.35	70	75-125	M1

SAMPLE DUPLICATE: 1378288

Parameter	Units	60169119002 Result	Dup Result	RPD	Max RPD	Qualifiers
Sulfide, Total	mg/L	ND	ND		20	

Results presented on this page are in the units indicated by the "Units" column except where an alternate unit is presented to the right of the result.

REPORT OF LABORATORY ANALYSIS

This report shall not be reproduced, except in full,
without the written consent of Pace Analytical Services, Inc..

Pace Analytical Services, Inc.
9608 Loiret Blvd.
Lenexa, KS 66219
(913)599-5665

QUALITY CONTROL DATA

Project: FORT SMITH, AR
Pace Project No.: 60169057

QC Batch: WETA/29538 Analysis Method: EPA 300.0
QC Batch Method: EPA 300.0 Analysis Description: 300.0 IC Anions
Associated Lab Samples: 60169057001, 60169057002, 60169057003, 60169057004, 60169057005, 60169057006

METHOD BLANK: 1382333 Matrix: Water
Associated Lab Samples: 60169057001, 60169057005

Parameter	Units	Blank Result	Reporting Limit	Analyzed	Qualifiers
Chloride	mg/L	ND	1.0	05/22/14 15:08	
Sulfate	mg/L	ND	1.0	05/22/14 15:08	

METHOD BLANK: 1383524 Matrix: Water
Associated Lab Samples: 60169057002, 60169057003, 60169057004, 60169057005, 60169057006

Parameter	Units	Blank Result	Reporting Limit	Analyzed	Qualifiers
Chloride	mg/L	ND	1.0	05/23/14 08:57	
Sulfate	mg/L	ND	1.0	05/23/14 08:57	

LABORATORY CONTROL SAMPLE: 1382334

Parameter	Units	Spike Conc.	LCS Result	LCS % Rec	% Rec Limits	Qualifiers
Chloride	mg/L	5	4.9	98	90-110	
Sulfate	mg/L	5	5.1	102	90-110	

LABORATORY CONTROL SAMPLE: 1383525

Parameter	Units	Spike Conc.	LCS Result	LCS % Rec	% Rec Limits	Qualifiers
Chloride	mg/L	5	4.6	93	90-110	
Sulfate	mg/L	5	4.7	94	90-110	

MATRIX SPIKE & MATRIX SPIKE DUPLICATE: 1382335 1382336

Parameter	Units	60169045001 Result	MS Spike Conc.	MSD Spike Conc.	MS Result	MSD Result	MS % Rec	MSD % Rec	% Rec Limits	RPD	Max RPD	Qual
Chloride	mg/L	1040	500	500	1580	1580	108	107	80-120	0	15	
Sulfate	mg/L	379	500	500	878	873	100	99	80-120	1	15	

MATRIX SPIKE SAMPLE: 1382337

Parameter	Units	60168831004 Result	Spike Conc.	MS Result	MS % Rec	% Rec Limits	Qualifiers
Chloride	mg/L	11.8	5	16.5	95	80-120	

Results presented on this page are in the units indicated by the "Units" column except where an alternate unit is presented to the right of the result.

REPORT OF LABORATORY ANALYSIS

This report shall not be reproduced, except in full,
without the written consent of Pace Analytical Services, Inc..

Pace Analytical Services, Inc.
9608 Loiret Blvd.
Lenexa, KS 66219
(913)599-5665

QUALITY CONTROL DATA

Project: FORT SMITH, AR
Pace Project No.: 60169057

MATRIX SPIKE SAMPLE: 1382337

Parameter	Units	60168831004 Result	Spike Conc.	MS Result	MS % Rec	% Rec Limits	Qualifiers
Sulfate	mg/L	95.3	50	142	94	80-120	

Results presented on this page are in the units indicated by the "Units" column except where an alternate unit is presented to the right of the result.

REPORT OF LABORATORY ANALYSIS

This report shall not be reproduced, except in full,
without the written consent of Pace Analytical Services, Inc..

Pace Analytical Services, Inc.
9608 Loiret Blvd.
Lenexa, KS 66219
(913)599-5665

QUALITY CONTROL DATA

Project: FORT SMITH, AR
Pace Project No.: 60169057

QC Batch: WETA/29458 Analysis Method: EPA 350.1
QC Batch Method: EPA 350.1 Analysis Description: 350.1 Ammonia
Associated Lab Samples: 60169057001, 60169057002, 60169057003, 60169057004, 60169057005, 60169057006

METHOD BLANK: 1378988 Matrix: Water
Associated Lab Samples: 60169057001, 60169057002, 60169057003, 60169057004, 60169057005, 60169057006

Parameter	Units	Blank Result	Reporting Limit	Analyzed	Qualifiers
Nitrogen, Ammonia	mg/L	ND	0.10	05/16/14 09:47	

LABORATORY CONTROL SAMPLE: 1378989

Parameter	Units	Spike Conc.	LCS Result	LCS % Rec	% Rec Limits	Qualifiers
Nitrogen, Ammonia	mg/L	2	2.1	103	90-110	

MATRIX SPIKE SAMPLE: 1378990

Parameter	Units	60169057001 Result	Spike Conc.	MS Result	MS % Rec	% Rec Limits	Qualifiers
Nitrogen, Ammonia	mg/L	ND	2	1.4	71	90-110	M1

MATRIX SPIKE SAMPLE: 1378991

Parameter	Units	60169059003 Result	Spike Conc.	MS Result	MS % Rec	% Rec Limits	Qualifiers
Nitrogen, Ammonia	mg/L	ND	2	1.7	86	90-110	M1

SAMPLE DUPLICATE: 1378992

Parameter	Units	60169082002 Result	Dup Result	RPD	Max RPD	Qualifiers
Nitrogen, Ammonia	mg/L	6.7	6.9	3	18	

Results presented on this page are in the units indicated by the "Units" column except where an alternate unit is presented to the right of the result.

REPORT OF LABORATORY ANALYSIS

This report shall not be reproduced, except in full,
without the written consent of Pace Analytical Services, Inc..

Pace Analytical Services, Inc.
9608 Loiret Blvd.
Lenexa, KS 66219
(913)599-5665

QUALITY CONTROL DATA

Project: FORT SMITH, AR
Pace Project No.: 60169057

QC Batch: WETA/29390 Analysis Method: EPA 353.2
QC Batch Method: EPA 353.2 Analysis Description: 353.2 Nitrate + Nitrite, Unpres.
Associated Lab Samples: 60169057001, 60169057002, 60169057003, 60169057004, 60169057005, 60169057006

METHOD BLANK: 1376759 Matrix: Water
Associated Lab Samples: 60169057001, 60169057002, 60169057003, 60169057004, 60169057005, 60169057006

Parameter	Units	Blank Result	Reporting Limit	Analyzed	Qualifiers
Nitrogen, Nitrate	mg/L	ND	0.10	05/13/14 16:50	
Nitrogen, Nitrite	mg/L	ND	0.10	05/13/14 16:50	
Nitrogen, NO2 plus NO3	mg/L	ND	0.10	05/13/14 16:50	

LABORATORY CONTROL SAMPLE: 1376760

Parameter	Units	Spike Conc.	LCS Result	LCS % Rec	% Rec Limits	Qualifiers
Nitrogen, Nitrate	mg/L	1.6	1.7	106	85-115	
Nitrogen, Nitrite	mg/L	.4	0.39	98	90-110	
Nitrogen, NO2 plus NO3	mg/L	2	2.1	105	90-110	

MATRIX SPIKE SAMPLE: 1376761

Parameter	Units	60169027001 Result	Spike Conc.	MS Result	MS % Rec	% Rec Limits	Qualifiers
Nitrogen, Nitrate	mg/L	0.69	1.6	2.3	103	85-115	
Nitrogen, Nitrite	mg/L	ND	.4	0.42	105	90-110	
Nitrogen, NO2 plus NO3	mg/L	0.69	2	2.8	104	90-110	

MATRIX SPIKE SAMPLE: 1377040

Parameter	Units	60169082002 Result	Spike Conc.	MS Result	MS % Rec	% Rec Limits	Qualifiers
Nitrogen, Nitrate	mg/L	1.5	1.6	3.0	95	85-115	
Nitrogen, Nitrite	mg/L	ND	.4	0.46	108	90-110	
Nitrogen, NO2 plus NO3	mg/L	1.5	2	3.5	97	90-110	

SAMPLE DUPLICATE: 1376762

Parameter	Units	60169028002 Result	Dup Result	RPD	Max RPD	Qualifiers
Nitrogen, Nitrate	mg/L	0.29	0.29	0	20	
Nitrogen, Nitrite	mg/L	ND	ND		20	
Nitrogen, NO2 plus NO3	mg/L	0.29	0.29	0	20	

Results presented on this page are in the units indicated by the "Units" column except where an alternate unit is presented to the right of the result.

REPORT OF LABORATORY ANALYSIS

This report shall not be reproduced, except in full,
without the written consent of Pace Analytical Services, Inc..

Pace Analytical Services, Inc.
9608 Loiret Blvd.
Lenexa, KS 66219
(913)599-5665

QUALITY CONTROL DATA

Project: FORT SMITH, AR
Pace Project No.: 60169057

QC Batch: WETA/29491 Analysis Method: SM 5310C
QC Batch Method: SM 5310C Analysis Description: 5310C Total Organic Carbon
Associated Lab Samples: 60169057001, 60169057002, 60169057003, 60169057004, 60169057005, 60169057006

METHOD BLANK: 1380311 Matrix: Water
Associated Lab Samples: 60169057001, 60169057002, 60169057003, 60169057004, 60169057005, 60169057006

Parameter	Units	Blank Result	Reporting Limit	Analyzed	Qualifiers
Total Organic Carbon	mg/L	ND	1.0	05/22/14 10:38	

LABORATORY CONTROL SAMPLE: 1380312

Parameter	Units	Spike Conc.	LCS Result	LCS % Rec	% Rec Limits	Qualifiers
Total Organic Carbon	mg/L	5	5.4	107	80-120	

MATRIX SPIKE SAMPLE: 1380314

Parameter	Units	60169142002 Result	Spike Conc.	MS Result	MS % Rec	% Rec Limits	Qualifiers
Total Organic Carbon	mg/L	3.4	5	8.5	102	80-120	

SAMPLE DUPLICATE: 1380313

Parameter	Units	60169057002 Result	Dup Result	RPD	Max RPD	Qualifiers
Total Organic Carbon	mg/L	ND	ND		25	

Results presented on this page are in the units indicated by the "Units" column except where an alternate unit is presented to the right of the result.

REPORT OF LABORATORY ANALYSIS

This report shall not be reproduced, except in full,
without the written consent of Pace Analytical Services, Inc..

Pace Analytical Services, Inc.
9608 Loiret Blvd.
Lenexa, KS 66219
(913)599-5665

QUALITY CONTROL DATA

Project: FORT SMITH, AR
Pace Project No.: 60169057

QC Batch: WETA/4943 Analysis Method: SM 4500-P E
QC Batch Method: SM4500-P B Analysis Description: SM4500P-E, Total Phosphorus
Associated Lab Samples: 60169057001, 60169057002, 60169057003, 60169057004, 60169057005, 60169057006

METHOD BLANK: 76304 Matrix: Water
Associated Lab Samples: 60169057001, 60169057002, 60169057003, 60169057004, 60169057005, 60169057006

Parameter	Units	Blank Result	Reporting Limit	Analyzed	Qualifiers
Phosphate as P04	mg/L	ND	0.030	05/19/14 13:23	

LABORATORY CONTROL SAMPLE: 76305

Parameter	Units	Spike Conc.	LCS Result	LCS % Rec	% Rec Limits	Qualifiers
Phosphate as P04	mg/L	1.5	1.4	92	80-120	

MATRIX SPIKE & MATRIX SPIKE DUPLICATE: 76306 76307

Parameter	Units	7515018001 Result	MS Spike Conc.	MSD Spike Conc.	MS Result	MSD Result	MS % Rec	MSD % Rec	% Rec Limits	RPD	Max RPD	Qual
Phosphate as P04	mg/L	0.032	1.5	1.5	1.3	1.4	86	90	80-120	5	20	

MATRIX SPIKE & MATRIX SPIKE DUPLICATE: 76312 76313

Parameter	Units	7515090003 Result	MS Spike Conc.	MSD Spike Conc.	MS Result	MSD Result	MS % Rec	MSD % Rec	% Rec Limits	RPD	Max RPD	Qual
Phosphate as P04	mg/L	9.7	15.3	15.3	27.2	27.5	114	116	80-120	1	20	

Results presented on this page are in the units indicated by the "Units" column except where an alternate unit is presented to the right of the result.

REPORT OF LABORATORY ANALYSIS

This report shall not be reproduced, except in full,
without the written consent of Pace Analytical Services, Inc..

Pace Analytical Services, Inc.
9608 Loiret Blvd.
Lenexa, KS 66219
(913)599-5665

QUALIFIERS

Project: FORT SMITH, AR
Pace Project No.: 60169057

DEFINITIONS

DF - Dilution Factor, if reported, represents the factor applied to the reported data due to changes in sample preparation, dilution of the sample aliquot, or moisture content.

ND - Not Detected at or above adjusted reporting limit.

J - Estimated concentration above the adjusted method detection limit and below the adjusted reporting limit.

MDL - Adjusted Method Detection Limit.

PRL - Pace Reporting Limit.

RL - Reporting Limit.

S - Surrogate

1,2-Diphenylhydrazine (8270 listed analyte) decomposes to Azobenzene.

Consistent with EPA guidelines, unrounded data are displayed and have been used to calculate % recovery and RPD values.

LCS(D) - Laboratory Control Sample (Duplicate)

MS(D) - Matrix Spike (Duplicate)

DUP - Sample Duplicate

RPD - Relative Percent Difference

NC - Not Calculable.

SG - Silica Gel - Clean-Up

U - Indicates the compound was analyzed for, but not detected.

N-Nitrosodiphenylamine decomposes and cannot be separated from Diphenylamine using Method 8270. The result reported for each analyte is a combined concentration.

Pace Analytical is TNI accredited. Contact your Pace PM for the current list of accredited analytes.

TNI - The NELAC Institute.

BATCH QUALIFIERS

Batch: MSV/61631

[M5]	A matrix spike/matrix spike duplicate was not performed for this batch due to insufficient sample volume.

ANALYTE QUALIFIERS

1e	Field ph reported
2e	pH posted from alkalinity test.
D3	Sample was diluted due to the presence of high levels of non-target analytes or other matrix interference.
H6	Analysis initiated outside of the 15 minute EPA recommended holding time.
M1	Matrix spike recovery exceeded QC limits. Batch accepted based on laboratory control sample (LCS) recovery.

This report shall not be reproduced, except in full,
without the written consent of Pace Analytical Services, Inc..

Pace Analytical Services, Inc.
9608 Loiret Blvd.
Lenexa, KS 66219
(913)599-5665

QUALITY CONTROL DATA CROSS REFERENCE TABLE

Project: FORT SMITH, AR
Pace Project No.: 60169057

Lab ID	Sample ID	QC Batch Method	QC Batch	Analytical Method	Analytical Batch
60169057001	**MW-22-201405**	EPA 8015 - Alcohol	GCSV/2565		
60169057002	**MW-58-201405**	EPA 8015 - Alcohol	GCSV/2565		
60169057003	**MW-40-201405**	EPA 8015 - Alcohol	GCSV/2565		
60169057004	**MW-26-201405**	EPA 8015 - Alcohol	GCSV/2565		
60169057005	**ITMW-20-201405**	EPA 8015 - Alcohol	GCSV/2565		
60169057006	**IW-72-201405**	EPA 8015 - Alcohol	GCSV/2565		
60169057001	**MW-22-201405**	EPA 3010	MPRP/27292	EPA 6010	ICP/20675
60169057002	**MW-58-201405**	EPA 3010	MPRP/27292	EPA 6010	ICP/20675
60169057003	**MW-40-201405**	EPA 3010	MPRP/27292	EPA 6010	ICP/20675
60169057004	**MW-26-201405**	EPA 3010	MPRP/27292	EPA 6010	ICP/20675
60169057005	**ITMW-20-201405**	EPA 3010	MPRP/27292	EPA 6010	ICP/20675
60169057006	**IW-72-201405**	EPA 3010	MPRP/27292	EPA 6010	ICP/20675
60169057001	**MW-22-201405**	EPA 5030B/8260	MSV/61631		
60169057002	**MW-58-201405**	EPA 5030B/8260	MSV/61631		
60169057003	**MW-40-201405**	EPA 5030B/8260	MSV/61631		
60169057004	**MW-26-201405**	EPA 5030B/8260	MSV/61631		
60169057005	**ITMW-20-201405**	EPA 5030B/8260	MSV/61631		
60169057006	**IW-72-201405**	EPA 5030B/8260	MSV/61631		
60169057007	**TRIP BLANK 1**	EPA 5030B/8260	MSV/61631		
60169057008	**TRIP BLANK 2**	EPA 5030B/8260	MSV/61631		
60169057001	**MW-22-201405**	SM 2320B	WET/47923		
60169057002	**MW-58-201405**	SM 2320B	WET/47923		
60169057003	**MW-40-201405**	SM 2320B	WET/47923		
60169057004	**MW-26-201405**	SM 2320B	WET/47923		
60169057005	**ITMW-20-201405**	SM 2320B	WET/47923		
60169057006	**IW-72-201405**	SM 2320B	WET/47923		
60169057001	**MW-22-201405**	SM 3500-Fe B#4	WET/48045		
60169057002	**MW-58-201405**	SM 3500-Fe B#4	WET/48045		
60169057003	**MW-40-201405**	SM 3500-Fe B#4	WET/48045		
60169057004	**MW-26-201405**	SM 3500-Fe B#4	WET/48045		
60169057005	**ITMW-20-201405**	SM 3500-Fe B#4	WET/48045		
60169057006	**IW-72-201405**	SM 3500-Fe B#4	WET/48045		
60169057001	**MW-22-201405**	SM 4500-H+B	WET/47958		
60169057002	**MW-58-201405**	SM 4500-H+B	WET/47958		
60169057003	**MW-40-201405**	SM 4500-H+B	WET/47958		
60169057004	**MW-26-201405**	SM 4500-H+B	WET/47958		
60169057005	**ITMW-20-201405**	SM 4500-H+B	WET/47958		
60169057006	**IW-72-201405**	SM 4500-H+B	WET/47958		
60169057001	**MW-22-201405**	SM 4500-S-2 D	WET/47866		
60169057002	**MW-58-201405**	SM 4500-S-2 D	WET/47866		
60169057003	**MW-40-201405**	SM 4500-S-2 D	WET/47866		
60169057004	**MW-26-201405**	SM 4500-S-2 D	WET/47866		
60169057005	**ITMW-20-201405**	SM 4500-S-2 D	WET/47866		
60169057006	**IW-72-201405**	SM 4500-S-2 D	WET/47866		
60169057001	**MW-22-201405**	EPA 300.0	WETA/29538		

This report shall not be reproduced, except in full,
without the written consent of Pace Analytical Services, Inc..

Pace Analytical Services, Inc.
9608 Loiret Blvd.
Lenexa, KS 66219
(913)599-5665

QUALITY CONTROL DATA CROSS REFERENCE TABLE

Project: FORT SMITH, AR
Pace Project No.: 60169057

Lab ID	Sample ID	QC Batch Method	QC Batch	Analytical Method	Analytical Batch
60169057002	**MW-58-201405**	EPA 300.0	WETA/29538		
60169057003	**MW-40-201405**	EPA 300.0	WETA/29538		
60169057004	**MW-26-201405**	EPA 300.0	WETA/29538		
60169057005	**ITMW-20-201405**	EPA 300.0	WETA/29538		
60169057006	**IW-72-201405**	EPA 300.0	WETA/29538		
60169057001	**MW-22-201405**	EPA 350.1	WETA/29458		
60169057002	**MW-58-201405**	EPA 350.1	WETA/29458		
60169057003	**MW-40-201405**	EPA 350.1	WETA/29458		
60169057004	**MW-26-201405**	EPA 350.1	WETA/29458		
60169057005	**ITMW-20-201405**	EPA 350.1	WETA/29458		
60169057006	**IW-72-201405**	EPA 350.1	WETA/29458		
60169057001	**MW-22-201405**	EPA 353.2	WETA/29390		
60169057002	**MW-58-201405**	EPA 353.2	WETA/29390		
60169057003	**MW-40-201405**	EPA 353.2	WETA/29390		
60169057004	**MW-26-201405**	EPA 353.2	WETA/29390		
60169057005	**ITMW-20-201405**	EPA 353.2	WETA/29390		
60169057006	**IW-72-201405**	EPA 353.2	WETA/29390		
60169057001	**MW-22-201405**	SM 4500-CO2 D	WETA/29511		
60169057002	**MW-58-201405**	SM 4500-CO2 D	WETA/29511		
60169057003	**MW-40-201405**	SM 4500-CO2 D	WETA/29511		
60169057004	**MW-26-201405**	SM 4500-CO2 D	WETA/29511		
60169057005	**ITMW-20-201405**	SM 4500-CO2 D	WETA/29511		
60169057006	**IW-72-201405**	SM 4500-CO2 D	WETA/29511		
60169057001	**MW-22-201405**	SM 5310C	WETA/29491		
60169057002	**MW-58-201405**	SM 5310C	WETA/29491		
60169057003	**MW-40-201405**	SM 5310C	WETA/29491		
60169057004	**MW-26-201405**	SM 5310C	WETA/29491		
60169057005	**ITMW-20-201405**	SM 5310C	WETA/29491		
60169057006	**IW-72-201405**	SM 5310C	WETA/29491		
60169057001	**MW-22-201405**	SM4500-P B	WETA/4943	SM 4500-P E	WETA/4949
60169057002	**MW-58-201405**	SM4500-P B	WETA/4943	SM 4500-P E	WETA/4949
60169057003	**MW-40-201405**	SM4500-P B	WETA/4943	SM 4500-P E	WETA/4949
60169057004	**MW-26-201405**	SM4500-P B	WETA/4943	SM 4500-P E	WETA/4949
60169057005	**ITMW-20-201405**	SM4500-P B	WETA/4943	SM 4500-P E	WETA/4949
60169057006	**IW-72-201405**	SM4500-P B	WETA/4943	SM 4500-P E	WETA/4949

This report shall not be reproduced, except in full,
without the written consent of Pace Analytical Services, Inc..

Pace Analytical
www.pacelabs.com

Sample Condition Upon Receipt

WO#: 60169057

60169057

Client Name: Environ

Optional
Proj Due Date:
Proj Name:

Courier: Fed Ex ☐ UPS ☐ USPS ☐ Client ☐ Commercial ☐ Pace ☐ Other ☒ N/A

Tracking #: _____ Pace Shipping Label Used? Yes ☐ No ☑

Custody Seal on Cooler/Box Present: Yes ☑ No ☐ Seals intact: Yes ☑ No ☐

Packing Material: Bubble Wrap ☐ Bubble Bags ☑ Foam ☑ None ☐ Other ☑ ZPLC

Thermometer Used: T-239 / T-194 **Type of Ice:** (Wet) Blue None ☐ Samples received on ice, cooling process has begun.
(circle one)

Cooler Temperature: 5.6/4.8

Date and initials of person examining contents: DM 5/13/14

Temperature should be above freezing to 6°C

Chain of Custody present:	☑Yes ☐No ☐N/A	1.
Chain of Custody filled out:	☑Yes ☐No ☐N/A	2.
Chain of Custody relinquished:	☑Yes ☐No ☐N/A	3.
Sampler name & signature on COC:	☑Yes ☐No ☐N/A	4.
Samples arrived within holding time:	☑Yes ☐No ☐N/A	5.
Short Hold Time analyses (<72hr):	☑Yes ☐No ☐N/A	6. Field Normal pH
Rush Turn Around Time requested:	☐Yes ☑No ☐N/A	7.
Sufficient volume:	☑Yes ☐No ☐N/A	8.
Correct containers used:	☑Yes ☐No ☐N/A	
Pace containers used:	☑Yes ☐No ☐N/A	9.
Containers intact:	☑Yes ☐No ☐N/A	10.
Unpreserved 5035A soils frozen w/in 48hrs?	☐Yes ☐No ☑N/A	11.
Filtered volume received for dissolved tests?	☐Yes ☐No ☑N/A	12.
Sample labels match COC: Includes date/time/ID/analyses Matrix: WT	☑Yes ☐No ☐N/A	13.
All containers needing preservation have been checked.	☑Yes ☐No ☐N/A	
All containers needing preservation are found to be in compliance with EPA recommendation.	☑Yes ☐No ☐N/A	14.
Exceptions: VOA, coliform, TOC, O&G, WI-DRO (water), Phenolics	☑Yes ☐No	Initial when completed / Lot # of added preservative
Trip Blank present: Pace Trip Blank lot # (if purchased): 042814-3	☑Yes ☐No ☐N/A	15.
Headspace in VOA vials (>6mm):	☐Yes ☑No ☐N/A	16.
Project sampled in USDA Regulated Area:	☐Yes ☐No ☑N/A	17. List State:

Client Notification/ Resolution: Copy COC to Client? Y / N Field Data Required? Y / N

Person Contacted: _____ Date/Time: _____

Comments/ Resolution:
14407

Project Manager Review: MW Date: 5/13/14

Pace Analytical
www.pacelabs.com

The Chain-of-Custody is a LEGAL DOCUMENT. All relevant fields must be completed accurately.

Page: 1 of 1

Section A Required Client Information:

Company:	Environ
Address:	7500 College Blvd., Ste. 925
	Overland Park, KS 66210
Email To:	wstonestreet@environcorp.com
Phone: 913-553-5926	Fax: —
Requested Due Date/TAT:	Standard

Section B Required Project Information:

Report To:	Wendy Stonestreet
Copy To:	Tamara Gleason
	tgleason@environcorp.com
Purchase Order No.:	
Project Name:	Fort Smith, AR
Project Number:	34343994

Section C Invoice Information:

Attention:	
Company Name:	
Address:	
Pace Quote Reference:	
Pace Project Manager:	MJ Walls
Pace Profile #:	7444, line 1

REGULATORY AGENCY

☐ NPDES ☐ GROUND WATER ☐ DRINKING WATER
☐ UST ☐ RCRA ☒ OTHER ADEQ

Site Location STATE: AR

Section D Required Client Information

SAMPLE ID (A-Z, 0-9 / ,-) Sample IDs MUST BE UNIQUE

Valid Matrix Codes

MATRIX	CODE
DRINKING WATER	DW
WATER	WT
WASTE WATER	WW
PRODUCT	P
SOIL/SOLID	SL
OIL	OL
WIPE	WP
AIR	AR
OTHER	OT
TISSUE	TS

Requested Analysis Filtered (Y/N)

ITEM #	Sample ID	MATRIX CODE (see valid codes to left)	SAMPLE TYPE (G=GRAB C=COMP)	COLLECTED COMPOSITE START DATE	COMPOSITE START TIME	COMPOSITE END/GRAB DATE	COMPOSITE END/GRAB TIME	SAMPLE TEMP AT COLLECTION	# OF CONTAINERS	Preservatives: Unpreserved	H_2SO_4	HNO_3	HCl	NaOH	$Na_2S_2O_3$	Methanol	Other	Analysis Test Y/N	VOCs	Alkalinity	TOC	Chloride/Sulfate	Bromide	6010-Iron/Mn	Ferric Iron calc. (send field Ferrou)	Ammonia	Nitrate+Nitrite	Total Phosphate (Pace Dallas)	Sulfide	CO2 Calc (Alkalinity +pH)	Residual Chlorine (Y/N)	Pace Project No./ Lab I.D.
1	MW-22-201405 1BP3U 1AG3S	WT	G	—	—	5/12/14	1520	-	11	X	X	X	X		1BP3S		3DGAU		X	X	X	X		X	X	X	X	X	N	1BP3N 1BP3Z 3DGAU 01
2	MW-5B-201405	WT	G	—	—	5/12/14	1610	-	11	X	X	X	X						X	X	X	X		X	X	X	X	X	X	N	02
3	MW-4D-201405	WT	G	—	—	5/12/14	1620	-	11	X	X	X	X						X	X	X	X		X	X	X	X	X	X	N	03
4	MW-26-201405	WT	G	—	—	5/12/14	1550	-	11	X	X	X	X						X	X	X	X		X	X	X	X	X	X	N	04
5	~~MW-20~~ ITMW-20-201405	WT	G	—	—	5/12/14	1610	-	11	X	X	X	X						X	X	X	X		X	X	X	X	X	X	N	05
6	IW-72-201405	WT	G	—	—	5/12/14	1630	-	11	X	X	X	X						X	X	X	X		X	X	X	X	X	X	N	06
7	TRIP BLANK																													2DGAH TB1	07
8	TRIP BLANK																													↓ TB2	08
9																															
10																															
11																															
12																															

ADDITIONAL COMMENTS	RELINQUISHED BY / AFFILIATION	DATE	TIME	ACCEPTED BY / AFFILIATION	DATE	TIME	SAMPLE CONDITIONS: Temp in °C	Received on Ice (Y/N)	Custody Sealed Cooler (Y/N)	Samples Intact (Y/N)
Level IV data package required				PACE PM5/13	5/13/14	0153	5.6	Y	Y	X
							4.8	Y	N	X

SAMPLER NAME AND SIGNATURE

PRINT Name of SAMPLER: Joshua R. Myers

SIGNATURE of SAMPLER: [signature] DATE Signed (MM/DD/YY): 05/12/14

*Important Note: By signing this form you are accepting Pace's NET 30 day payment terms and agreeing to late charges of 1.5% per month for any invoices not paid within 30 days.

Pace Analytical Services, Inc.
9608 Loiret Blvd.
Lenexa, KS 66219
(913)599-5665

May 29, 2014

Wendy Stonestreet
Environ International Corporation
7500 College Blvd Ste 925
Overland Park, KS 66210

RE: Project: FORT SMITH, AR
Pace Project No.: 60169189

Dear Wendy Stonestreet:
Enclosed are the analytical results for sample(s) received by the laboratory on May 14, 2014. The results relate only to the samples included in this report. Results reported herein conform to the most current TNI standards and the laboratory's Quality Assurance Manual, where applicable, unless otherwise noted in the body of the report.

If you have any questions concerning this report, please feel free to contact me.

Sincerely,



Mary Jane Walls
maryjane.walls@pacelabs.com
PM Lab Management

Enclosures

cc: EDD, Environ_AR
Tamara Gleason, ENVIRON International Corporation
Wayne Weber, Environ

REPORT OF LABORATORY ANALYSIS

This report shall not be reproduced, except in full,
without the written consent of Pace Analytical Services, Inc..

Pace Analytical Services, Inc.
9608 Loiret Blvd.
Lenexa, KS 66219
(913)599-5665

CERTIFICATIONS

Project: FORT SMITH, AR
Pace Project No.: 60169189

Kansas Certification IDs
9608 Loiret Boulevard, Lenexa, KS 66219
WY STR Certification #: 2456.01
Arkansas Certification #: 13-012-0
Illinois Certification #: 003097
Iowa Certification #: 118
Kansas/NELAP Certification #: E-10116
Louisiana Certification #: 03055
Nevada Certification #: KS000212008A
Oklahoma Certification #: 9205/9935
Texas Certification #: T104704407-13-4
Utah Certification #: KS000212013-3
Illinois Certification #: 003097

Dallas Certification IDs:
400 West Bethany Dr Suite 190 75013 Allen TX 75013
Texas Certification #: T104704232-13-5
Kansas Certification #: E-10388
Arkansas Certification #: 88-0647
Oklahoma Certification #: 2012-080
Louisiana Certification #: 02007

This report shall not be reproduced, except in full,
without the written consent of Pace Analytical Services, Inc..

Pace Analytical Services, Inc.
9608 Loiret Blvd.
Lenexa, KS 66219
(913)599-5665

SAMPLE SUMMARY

Project: FORT SMITH, AR
Pace Project No.: 60169189

Lab ID	Sample ID	Matrix	Date Collected	Date Received
60169189001	MW-31-201405	Water	05/13/14 09:49	05/14/14 08:20
60169189002	ITMW-16-201405	Water	05/13/14 09:15	05/14/14 08:20
60169189003	MW-27-201405	Water	05/13/14 11:05	05/14/14 08:20
60169189004	MW-36-201405	Water	05/13/14 12:15	05/14/14 08:20
60169189005	ITMW-2-201405	Water	05/13/14 13:50	05/14/14 08:20
60169189006	IW-80-201405	Water	05/13/14 12:20	05/14/14 08:20
60169189007	MW-32-201405	Water	05/13/14 15:35	05/14/14 08:20
60169189008	MW-34-201405	Water	05/13/14 15:35	05/14/14 08:20
60169189009	MW-39-201405	Water	05/13/14 10:10	05/14/14 08:20
60169189010	MW-50-201405	Water	05/13/14 17:10	05/14/14 08:20
60169189011	MW-60-201405	Water	05/13/14 16:20	05/14/14 08:20
60169189012	MW-61-201405	Water	05/13/14 15:40	05/14/14 08:20
60169189013	MW-66-201405	Water	05/13/14 14:50	05/14/14 08:20
60169189014	MW-67-201405	Water	05/13/14 13:02	05/14/14 08:20
60169189015	MW-71-201405	Water	05/13/14 13:30	05/14/14 08:20
60169189016	RW-69-201405	Water	05/13/14 15:35	05/14/14 08:20
60169189017	ITMW-1-201405	Water	05/13/14 16:20	05/14/14 08:20
60169189018	MW-28-201405	Water	05/13/14 09:30	05/14/14 08:20
60169189019	ITMW-4-201405	Water	05/13/14 11:35	05/14/14 08:20
60169189020	MW-29-201405	Water	05/13/14 13:40	05/14/14 08:20
60169189021	ITMW-6-201405	Water	05/13/14 16:55	05/14/14 08:20
60169189022	MW-35R-201405	Water	05/13/14 17:05	05/14/14 08:20
60169189023	TRIP BLANK 1	Water	05/13/14 09:15	05/14/14 08:20
60169189024	TRIP BLANK 2	Water	05/13/14 09:15	05/14/14 08:20
60169189025	TRIP BLANK 3	Water	05/13/14 09:15	05/14/14 08:20
60169189026	TRIP BLANK 4	Water	05/13/14 09:15	05/14/14 08:20

This report shall not be reproduced, except in full,
without the written consent of Pace Analytical Services, Inc..

Pace Analytical Services, Inc.
9608 Loiret Blvd.
Lenexa, KS 66219
(913)599-5665

SAMPLE ANALYTE COUNT

Project: FORT SMITH, AR
Pace Project No.: 60169189

Lab ID	Sample ID	Method	Analysts	Analytes Reported	Laboratory
60169189001	**MW-31-201405**	EPA 8015 - Alcohol	TA	1	
		EPA 6010	SMW	2	
		EPA 5030B/8260	JTK	38	
		SM 2320B	JMC1	3	
		SM 3500-Fe B#4	TJG	1	
		SM 4500-H+B	TJG	1	
		SM 4500-S-2 D	OL	1	
		EPA 300.0	OL	2	
		EPA 350.1	AJM	1	
		EPA 353.2	AJM	3	
		SM 4500-CO2 D	TJG	1	
		SM 5310C	JMC1	1	
		SM 4500-P E	BAF	1	
60169189002	**ITMW-16-201405**	EPA 8015 - Alcohol	TA	1	
		EPA 6010	SMW	2	
		EPA 5030B/8260	JTK	38	
		SM 2320B	JMC1	3	
		SM 3500-Fe B#4	TJG	1	
		SM 4500-H+B	TJG	1	
		SM 4500-S-2 D	OL	1	
		EPA 300.0	OL	2	
		EPA 350.1	AJM	1	
		EPA 353.2	AJM	3	
		SM 4500-CO2 D	TJG	1	
		SM 5310C	JMC1	1	
		SM 4500-P E	BAF	1	
60169189003	**MW-27-201405**	EPA 8015 - Alcohol	TA	1	
		EPA 6010	SMW, TDS	2	
		EPA 5030B/8260	JTK	38	
		SM 2320B	JMC1	3	
		SM 3500-Fe B#4	TJG	1	
		SM 4500-H+B	TJG	1	
		SM 4500-S-2 D	OL	1	
		EPA 300.0	OL	2	
		EPA 350.1	AJM	1	
		EPA 353.2	AJM	3	
		SM 4500-CO2 D	TJG	1	

This report shall not be reproduced, except in full,
without the written consent of Pace Analytical Services, Inc..

Pace Analytical Services, Inc.
9608 Loiret Blvd.
Lenexa, KS 66219
(913)599-5665

SAMPLE ANALYTE COUNT

Project: FORT SMITH, AR
Pace Project No.: 60169189

Lab ID	Sample ID	Method	Analysts	Analytes Reported	Laboratory
		SM 5310C	JMC1	1	
		SM 4500-P E	BAF	1	
60169189004	**MW-36-201405**	EPA 8015 - Alcohol	TA	1	
		EPA 6010	SMW	2	
		EPA 5030B/8260	JTK	38	
		SM 2320B	JMC1	3	
		SM 3500-Fe B#4	TJG	1	
		SM 4500-H+B	TJG	1	
		SM 4500-S-2 D	OL	1	
		EPA 300.0	OL	2	
		EPA 350.1	AJM	1	
		EPA 353.2	AJM	3	
		SM 4500-CO2 D	TJG	1	
		SM 5310C	JMC1	1	
		SM 4500-P E	BAF	1	
60169189005	**ITMW-2-201405**	EPA 8015 - Alcohol	TA	1	
		EPA 6010	SMW	2	
		EPA 5030B/8260	JTK	38	
		SM 2320B	JMC1	3	
		SM 3500-Fe B#4	TJG	1	
		SM 4500-H+B	TJG	1	
		SM 4500-S-2 D	OL	1	
		EPA 300.0	OL	2	
		EPA 350.1	AJM	1	
		EPA 353.2	AJM	3	
		SM 4500-CO2 D	TJG	1	
		SM 5310C	JMC1	1	
		SM 4500-P E	BAF	1	
60169189006	**IW-80-201405**	EPA 8015 - Alcohol	TA	1	
		EPA 6010	SMW	2	
		EPA 5030B/8260	JTK	38	
		SM 2320B	JMC1	3	
		SM 3500-Fe B#4	TJG	1	
		SM 4500-H+B	TJG	1	
		SM 4500-S-2 D	OL	1	
		EPA 300.0	OL	2	
		EPA 350.1	AJM	1	

This report shall not be reproduced, except in full,
without the written consent of Pace Analytical Services, Inc..

Pace Analytical Services, Inc.
9608 Loiret Blvd.
Lenexa, KS 66219
(913)599-5665

SAMPLE ANALYTE COUNT

Project: FORT SMITH, AR
Pace Project No.: 60169189

Lab ID	Sample ID	Method	Analysts	Analytes Reported	Laboratory
		EPA 353.2	AJM	3	
		SM 4500-CO2 D	TJG	1	
		SM 5310C	JMC1	1	
		SM 4500-P E	BAF	1	
60169189007	**MW-32-201405**	EPA 8015 - Alcohol	TA	1	
		EPA 6010	SMW	2	
		EPA 5030B/8260	PRG	38	
		SM 2320B	JMC1	3	
		SM 3500-Fe B#4	TJG	1	
		SM 4500-H+B	TJG	1	
		SM 4500-S-2 D	OL	1	
		EPA 300.0	OL	2	
		EPA 350.1	AJM	1	
		EPA 353.2	AJM	3	
		SM 4500-CO2 D	TJG	1	
		SM 5310C	JMC1	1	
		SM 4500-P E	BAF	1	
60169189008	**MW-34-201405**	EPA 8015 - Alcohol	TA	1	
		EPA 6010	SMW	2	
		EPA 5030B/8260	PRG	38	
		SM 2320B	JMC1	3	
		SM 3500-Fe B#4	TJG	1	
		SM 4500-H+B	TJG	1	
		SM 4500-S-2 D	OL	1	
		EPA 300.0	OL	2	
		EPA 350.1	AJM	1	
		EPA 353.2	AJM	3	
		SM 4500-CO2 D	TJG	1	
		SM 5310C	JMC1	1	
		SM 4500-P E	BAF	1	
60169189009	**MW-39-201405**	EPA 8015 - Alcohol	TA	1	
		EPA 6010	SMW	2	
		EPA 5030B/8260	PRG	38	
		SM 2320B	JMC1	3	
		SM 3500-Fe B#4	TJG	1	
		SM 4500-H+B	TJG	1	
		SM 4500-S-2 D	OL	1	

REPORT OF LABORATORY ANALYSIS

This report shall not be reproduced, except in full,
without the written consent of Pace Analytical Services, Inc..

Pace Analytical Services, Inc.
9608 Loiret Blvd.
Lenexa, KS 66219
(913)599-5665

SAMPLE ANALYTE COUNT

Project: FORT SMITH, AR
Pace Project No.: 60169189

Lab ID	Sample ID	Method	Analysts	Analytes Reported	Laboratory
		EPA 300.0	OL	2	
		EPA 350.1	AJM	1	
		EPA 353.2	AJM	3	
		SM 4500-CO2 D	TJG	1	
		SM 5310C	JMC1	1	
		SM 4500-P E	BAF	1	
60169189010	**MW-50-201405**	EPA 8015 - Alcohol	TA	1	
		EPA 6010	SMW	2	
		EPA 5030B/8260	PRG	38	
		SM 2320B	JMC1	3	
		SM 3500-Fe B#4	TJG	1	
		SM 4500-H+B	TJG	1	
		SM 4500-S-2 D	OL	1	
		EPA 300.0	OL	2	
		EPA 350.1	AJM	1	
		EPA 353.2	AJM	3	
		SM 4500-CO2 D	TJG	1	
		SM 5310C	JMC1	1	
		SM 4500-P E	BAF	1	
60169189011	**MW-60-201405**	EPA 8015 - Alcohol	TA	1	
		EPA 6010	SMW	2	
		EPA 5030B/8260	PRG	38	
		SM 2320B	JMC1	3	
		SM 4500-H+B	TJG	1	
		SM 4500-S-2 D	OL	1	
		EPA 300.0	OL	2	
		EPA 350.1	AJM	1	
		EPA 353.2	AJM	3	
		SM 4500-CO2 D	TJG	1	
		SM 5310C	JMC1	1	
		SM 4500-P E	BAF	1	
60169189012	**MW-61-201405**	EPA 8015 - Alcohol	TA	1	
		EPA 6010	SMW	2	
		EPA 5030B/8260	PRG	38	
		SM 2320B	JMC1	3	
		SM 3500-Fe B#4	TJG	1	
		SM 4500-H+B	TJG	1	

This report shall not be reproduced, except in full,
without the written consent of Pace Analytical Services, Inc..

Pace Analytical Services, Inc.
9608 Loiret Blvd.
Lenexa, KS 66219
(913)599-5665

SAMPLE ANALYTE COUNT

Project: FORT SMITH, AR
Pace Project No.: 60169189

Lab ID	Sample ID	Method	Analysts	Analytes Reported	Laboratory
		SM 4500-S-2 D	OL	1	
		EPA 300.0	OL	2	
		EPA 350.1	AJM	1	
		EPA 353.2	AJM	3	
		SM 4500-CO2 D	TJG	1	
		SM 5310C	JMC1	1	
		SM 4500-P E	BAF	1	
60169189013	**MW-66-201405**	EPA 8015 - Alcohol	TA	1	
		EPA 6010	SMW	2	
		EPA 5030B/8260	PRG	38	
		SM 2320B	JMC1	3	
		SM 3500-Fe B#4	TJG	1	
		SM 4500-H+B	TJG	1	
		SM 4500-S-2 D	OL	1	
		EPA 300.0	OL	2	
		EPA 350.1	AJM	1	
		EPA 353.2	AJM	3	
		SM 4500-CO2 D	TJG	1	
		SM 5310C	JMC1	1	
		SM 4500-P E	BAF	1	
60169189014	**MW-67-201405**	EPA 8015 - Alcohol	TA	1	
		EPA 6010	SMW	2	
		EPA 5030B/8260	PRG	38	
		SM 2320B	JMC1	3	
		SM 3500-Fe B#4	TJG	1	
		SM 4500-H+B	TJG	1	
		SM 4500-S-2 D	OL	1	
		EPA 300.0	OL	2	
		EPA 350.1	AJM	1	
		EPA 353.2	AJM	3	
		SM 4500-CO2 D	TJG	1	
		SM 5310C	JMC1	1	
		SM 4500-P E	BAF	1	
60169189015	**MW-71-201405**	EPA 8015 - Alcohol	TA	1	
		EPA 6010	SMW	2	
		EPA 5030B/8260	PRG	38	
		SM 2320B	JMC1	3	

REPORT OF LABORATORY ANALYSIS

This report shall not be reproduced, except in full,
without the written consent of Pace Analytical Services, Inc..

Pace Analytical Services, Inc.
9608 Loiret Blvd.
Lenexa, KS 66219
(913)599-5665

SAMPLE ANALYTE COUNT

Project: FORT SMITH, AR
Pace Project No.: 60169189

Lab ID	Sample ID	Method	Analysts	Analytes Reported	Laboratory
		SM 3500-Fe B#4	TJG	1	
		SM 4500-H+B	TJG	1	
		SM 4500-S-2 D	OL	1	
		EPA 300.0	OL	2	
		EPA 350.1	AJM	1	
		EPA 353.2	AJM	3	
		SM 4500-CO2 D	TJG	1	
		SM 5310C	JMC1	1	
		SM 4500-P E	BAF	1	
60169189016	**RW-69-201405**	EPA 8015 - Alcohol	TA	1	
		EPA 6010	SMW	2	
		EPA 5030B/8260	PRG	38	
		SM 2320B	JMC1	3	
		SM 3500-Fe B#4	TJG	1	
		SM 4500-H+B	TJG	1	
		SM 4500-S-2 D	OL	1	
		EPA 300.0	OL	2	
		EPA 350.1	AJM	1	
		EPA 353.2	AJM	3	
		SM 4500-CO2 D	TJG	1	
		SM 5310C	JMC1	1	
		SM 4500-P E	BAF	1	
60169189017	**ITMW-1-201405**	EPA 8015 - Alcohol	TA	1	
		EPA 6010	SMW	2	
		EPA 5030B/8260	PRG	38	
		SM 2320B	JMC1	3	
		SM 3500-Fe B#4	TJG	1	
		SM 4500-H+B	TJG	1	
		SM 4500-S-2 D	OL	1	
		EPA 300.0	OL	2	
		EPA 350.1	AJM	1	
		EPA 353.2	AJM	3	
		SM 4500-CO2 D	TJG	1	
		SM 5310C	JMC1	1	
		SM 4500-P E	BAF	1	
60169189018	**MW-28-201405**	EPA 8015 - Alcohol	TA	1	
		EPA 6010	SMW	2	

REPORT OF LABORATORY ANALYSIS

This report shall not be reproduced, except in full,
without the written consent of Pace Analytical Services, Inc..

Pace Analytical Services, Inc.
9608 Loiret Blvd.
Lenexa, KS 66219
(913)599-5665

SAMPLE ANALYTE COUNT

Project: FORT SMITH, AR
Pace Project No.: 60169189

Lab ID	Sample ID	Method	Analysts	Analytes Reported	Laboratory
		EPA 5030B/8260	PRG	38	
		SM 2320B	JMC1	3	
		SM 3500-Fe B#4	TJG	1	
		SM 4500-H+B	TJG	1	
		SM 4500-S-2 D	OL	1	
		EPA 300.0	OL	2	
		EPA 350.1	AJM	1	
		EPA 353.2	AJM	3	
		SM 4500-CO2 D	TJG	1	
		SM 5310C	JMC1	1	
		SM 4500-P E	BAF	1	
60169189019	**ITMW-4-201405**	EPA 8015 - Alcohol	TA	1	
		EPA 6010	SMW	2	
		EPA 5030B/8260	PRG	38	
		SM 2320B	JMC1	3	
		SM 3500-Fe B#4	TJG	1	
		SM 4500-H+B	TJG	1	
		SM 4500-S-2 D	OL	1	
		EPA 300.0	OL	2	
		EPA 350.1	AJM	1	
		EPA 353.2	AJM	3	
		SM 4500-CO2 D	TJG	1	
		SM 5310C	JMC1	1	
		SM 4500-P E	BAF	1	
60169189020	**MW-29-201405**	EPA 8015 - Alcohol	TA	1	
		EPA 6010	SMW	2	
		EPA 5030B/8260	PRG	38	
		SM 2320B	JMC1	3	
		SM 3500-Fe B#4	TJG	1	
		SM 4500-H+B	TJG	1	
		SM 4500-S-2 D	OL	1	
		EPA 300.0	OL	2	
		EPA 350.1	AJM	1	
		EPA 353.2	AJM	3	
		SM 4500-CO2 D	TJG	1	
		SM 5310C	JMC1	1	
		SM 4500-P E	BAF	1	

This report shall not be reproduced, except in full,
without the written consent of Pace Analytical Services, Inc..

Pace Analytical Services, Inc.
9608 Loiret Blvd.
Lenexa, KS 66219
(913)599-5665

SAMPLE ANALYTE COUNT

Project: FORT SMITH, AR
Pace Project No.: 60169189

Lab ID	Sample ID	Method	Analysts	Analytes Reported	Laboratory
60169189021	**ITMW-6-201405**	EPA 8015 - Alcohol	TA	1	
		EPA 6010	SMW	2	
		EPA 5030B/8260	PRG	38	
		SM 2320B	JMC1	3	
		SM 3500-Fe B#4	TJG	1	
		SM 4500-H+B	TJG	1	
		SM 4500-S-2 D	OL	1	
		EPA 300.0	OL	2	
		EPA 350.1	AJM	1	
		EPA 353.2	AJM	3	
		SM 4500-CO2 D	TJG	1	
		SM 5310C	JMC1	1	
		SM 4500-P E	BAF	1	
60169189022	**MW-35R-201405**	EPA 8015 - Alcohol	TA	1	
		EPA 6010	SMW	2	
		EPA 5030B/8260	PRG	38	
		SM 2320B	JMC1	3	
		SM 3500-Fe B#4	TJG	1	
		SM 4500-H+B	TJG	1	
		SM 4500-S-2 D	OL	1	
		EPA 300.0	OL	2	
		EPA 350.1	AJM	1	
		EPA 353.2	AJM	3	
		SM 4500-CO2 D	TJG	1	
		SM 5310C	JMC1	1	
		SM 4500-P E	BAF	1	
60169189023	**TRIP BLANK 1**	EPA 5030B/8260	PRG	38	
60169189024	**TRIP BLANK 2**	EPA 5030B/8260	PRG	38	
60169189025	**TRIP BLANK 3**	EPA 5030B/8260	PRG	38	
60169189026	**TRIP BLANK 4**	EPA 5030B/8260	PRG	38	

This report shall not be reproduced, except in full,
without the written consent of Pace Analytical Services, Inc..

Pace Analytical Services, Inc.
9608 Loiret Blvd.
Lenexa, KS 66219
(913)599-5665

PROJECT NARRATIVE

Project: FORT SMITH, AR
Pace Project No.: 60169189

Method: **EPA 8015 - Alcohol**
Description: Alcohol by Direct Inject GCFID
Client: Environ_AR
Date: May 29, 2014

General Information:
22 samples were analyzed for EPA 8015 - Alcohol. All samples were received in acceptable condition with any exceptions noted below.

Hold Time:
The samples were analyzed within the method required hold times with any exceptions noted below.

Initial Calibrations (including MS Tune as applicable):
All criteria were within method requirements with any exceptions noted below.

Continuing Calibration:
All criteria were within method requirements with any exceptions noted below.

Surrogates:
All surrogates were within QC limits with any exceptions noted below.

Method Blank:
All analytes were below the report limit in the method blank, where applicable, with any exceptions noted below.

Laboratory Control Spike:
All laboratory control spike compounds were within QC limits with any exceptions noted below.

Matrix Spikes:
All percent recoveries and relative percent differences (RPDs) were within acceptance criteria with any exceptions noted below.

Additional Comments:

This report shall not be reproduced, except in full,
without the written consent of Pace Analytical Services, Inc..

Pace Analytical Services, Inc.
9608 Loiret Blvd.
Lenexa, KS 66219
(913)599-5665

PROJECT NARRATIVE

Project: FORT SMITH, AR
Pace Project No.: 60169189

Method: **EPA 6010**
Description: 6010 MET ICP
Client: Environ_AR
Date: May 29, 2014

General Information:
22 samples were analyzed for EPA 6010. All samples were received in acceptable condition with any exceptions noted below.

Hold Time:
The samples were analyzed within the method required hold times with any exceptions noted below.

Sample Preparation:
The samples were prepared in accordance with EPA 3010 with any exceptions noted below.

Initial Calibrations (including MS Tune as applicable):
All criteria were within method requirements with any exceptions noted below.

Continuing Calibration:
All criteria were within method requirements with any exceptions noted below.

Method Blank:
All analytes were below the report limit in the method blank, where applicable, with any exceptions noted below.

Laboratory Control Spike:
All laboratory control spike compounds were within QC limits with any exceptions noted below.

Matrix Spikes:
All percent recoveries and relative percent differences (RPDs) were within acceptance criteria with any exceptions noted below.

Additional Comments:

This report shall not be reproduced, except in full,
without the written consent of Pace Analytical Services, Inc..

Pace Analytical Services, Inc.
9608 Loiret Blvd.
Lenexa, KS 66219
(913)599-5665

PROJECT NARRATIVE

Project: FORT SMITH, AR
Pace Project No.: 60169189

Method: **EPA 5030B/8260**
Description: 8260 MSV
Client: Environ_AR
Date: May 29, 2014

General Information:
26 samples were analyzed for EPA 5030B/8260. All samples were received in acceptable condition with any exceptions noted below.

pH: Post-analysis pH measurement indicates insufficient VOA sample preservation.
- MW-29-201405 (Lab ID: 60169189020)

Hold Time:
The samples were analyzed within the method required hold times with any exceptions noted below.

Initial Calibrations (including MS Tune as applicable):
All criteria were within method requirements with any exceptions noted below.

Continuing Calibration:
All criteria were within method requirements with any exceptions noted below.

Internal Standards:
All internal standards were within QC limits with any exceptions noted below.

Surrogates:
All surrogates were within QC limits with any exceptions noted below.

Method Blank:
All analytes were below the report limit in the method blank, where applicable, with any exceptions noted below.

Laboratory Control Spike:
All laboratory control spike compounds were within QC limits with any exceptions noted below.

QC Batch: MSV/61649

L0: Analyte recovery in the laboratory control sample (LCS) was outside QC limits.
- LCS (Lab ID: 1379666)
  - Carbon disulfide
  - Vinyl chloride

Matrix Spikes:
All percent recoveries and relative percent differences (RPDs) were within acceptance criteria with any exceptions noted below.

QC Batch: MSV/61666

A matrix spike and/or matrix spike duplicate (MS/MSD) were performed on the following sample(s): 60169189008,60169189016

M1: Matrix spike recovery exceeded QC limits. Batch accepted based on laboratory control sample (LCS) recovery.
- MS (Lab ID: 1380556)
  - Chloromethane

Additional Comments:

This report shall not be reproduced, except in full,
without the written consent of Pace Analytical Services, Inc..

Pace Analytical Services, Inc.
9608 Loiret Blvd.
Lenexa, KS 66219
(913)599-5665

PROJECT NARRATIVE

Project: FORT SMITH, AR
Pace Project No.: 60169189

Method: **SM 2320B**
Description: 2320B Alkalinity
Client: Environ_AR
Date: May 29, 2014

General Information:
22 samples were analyzed for SM 2320B. All samples were received in acceptable condition with any exceptions noted below.

Hold Time:
The samples were analyzed within the method required hold times with any exceptions noted below.

Method Blank:
All analytes were below the report limit in the method blank, where applicable, with any exceptions noted below.

Laboratory Control Spike:
All laboratory control spike compounds were within QC limits with any exceptions noted below.

Matrix Spikes:
All percent recoveries and relative percent differences (RPDs) were within acceptance criteria with any exceptions noted below.

Duplicate Sample:
All duplicate sample results were within method acceptance criteria with any exceptions noted below.

Additional Comments:

This report shall not be reproduced, except in full,
without the written consent of Pace Analytical Services, Inc..

Pace Analytical Services, Inc.
9608 Loiret Blvd.
Lenexa, KS 66219
(913)599-5665

PROJECT NARRATIVE

Project: FORT SMITH, AR
Pace Project No.: 60169189

Method: **SM 3500-Fe B#4**
Description: Iron, Ferric (Calculation)
Client: Environ_AR
Date: May 29, 2014

General Information:
21 samples were analyzed for SM 3500-Fe B#4. All samples were received in acceptable condition with any exceptions noted below.

Hold Time:
The samples were analyzed within the method required hold times with any exceptions noted below.

Method Blank:
All analytes were below the report limit in the method blank, where applicable, with any exceptions noted below.

Laboratory Control Spike:
All laboratory control spike compounds were within QC limits with any exceptions noted below.

Matrix Spikes:
All percent recoveries and relative percent differences (RPDs) were within acceptance criteria with any exceptions noted below.

Additional Comments:

This report shall not be reproduced, except in full,
without the written consent of Pace Analytical Services, Inc..

Pace Analytical Services, Inc.
9608 Loiret Blvd.
Lenexa, KS 66219
(913)599-5665

PROJECT NARRATIVE

Project: FORT SMITH, AR
Pace Project No.: 60169189

Method: **SM 4500-H+B**
Description: 4500H+ pH, Electrometric
Client: Environ_AR
Date: May 29, 2014

General Information:
22 samples were analyzed for SM 4500-H+B. All samples were received in acceptable condition with any exceptions noted below.

Hold Time:
The samples were analyzed within the method required hold times with any exceptions noted below.

H6: Analysis initiated outside of the 15 minute EPA recommended holding time.
- ITMW-1-201405 (Lab ID: 60169189017)
- ITMW-16-201405 (Lab ID: 60169189002)
- ITMW-2-201405 (Lab ID: 60169189005)
- ITMW-4-201405 (Lab ID: 60169189019)
- ITMW-6-201405 (Lab ID: 60169189021)
- IW-80-201405 (Lab ID: 60169189006)
- MW-27-201405 (Lab ID: 60169189003)
- MW-28-201405 (Lab ID: 60169189018)
- MW-29-201405 (Lab ID: 60169189020)
- MW-31-201405 (Lab ID: 60169189001)
- MW-32-201405 (Lab ID: 60169189007)
- MW-34-201405 (Lab ID: 60169189008)
- MW-35R-201405 (Lab ID: 60169189022)
- MW-36-201405 (Lab ID: 60169189004)
- MW-39-201405 (Lab ID: 60169189009)
- MW-50-201405 (Lab ID: 60169189010)
- MW-60-201405 (Lab ID: 60169189011)
- MW-61-201405 (Lab ID: 60169189012)
- MW-66-201405 (Lab ID: 60169189013)
- MW-67-201405 (Lab ID: 60169189014)
- MW-71-201405 (Lab ID: 60169189015)
- RW-69-201405 (Lab ID: 60169189016)

Method Blank:
All analytes were below the report limit in the method blank, where applicable, with any exceptions noted below.

Laboratory Control Spike:
All laboratory control spike compounds were within QC limits with any exceptions noted below.

Matrix Spikes:
All percent recoveries and relative percent differences (RPDs) were within acceptance criteria with any exceptions noted below.

Additional Comments:

This report shall not be reproduced, except in full,
without the written consent of Pace Analytical Services, Inc..

Pace Analytical Services, Inc.
9608 Loiret Blvd.
Lenexa, KS 66219
(913)599-5665

PROJECT NARRATIVE

Project: FORT SMITH, AR
Pace Project No.: 60169189

Method: **SM 4500-H+B**
Description: 4500H+ pH, Electrometric
Client: Environ_AR
Date: May 29, 2014

Analyte Comments:

QC Batch: WET/47995

1e: Field pH

- ITMW-1-201405 (Lab ID: 60169189017)
  - pH at 25 Degrees C
- ITMW-16-201405 (Lab ID: 60169189002)
  - pH at 25 Degrees C
- ITMW-2-201405 (Lab ID: 60169189005)
  - pH at 25 Degrees C
- ITMW-4-201405 (Lab ID: 60169189019)
  - pH at 25 Degrees C
- IW-80-201405 (Lab ID: 60169189006)
  - pH at 25 Degrees C
- MW-27-201405 (Lab ID: 60169189003)
  - pH at 25 Degrees C
- MW-28-201405 (Lab ID: 60169189018)
  - pH at 25 Degrees C
- MW-29-201405 (Lab ID: 60169189020)
  - pH at 25 Degrees C
- MW-31-201405 (Lab ID: 60169189001)
  - pH at 25 Degrees C
- MW-32-201405 (Lab ID: 60169189007)
  - pH at 25 Degrees C
- MW-34-201405 (Lab ID: 60169189008)
  - pH at 25 Degrees C
- MW-36-201405 (Lab ID: 60169189004)
  - pH at 25 Degrees C
- MW-39-201405 (Lab ID: 60169189009)
  - pH at 25 Degrees C
- MW-60-201405 (Lab ID: 60169189011)
  - pH at 25 Degrees C
- MW-61-201405 (Lab ID: 60169189012)
  - pH at 25 Degrees C
- MW-66-201405 (Lab ID: 60169189013)
  - pH at 25 Degrees C
- MW-67-201405 (Lab ID: 60169189014)
  - pH at 25 Degrees C
- MW-71-201405 (Lab ID: 60169189015)
  - pH at 25 Degrees C
- RW-69-201405 (Lab ID: 60169189016)
  - pH at 25 Degrees C

QC Batch: WET/47996

1e: Field pH

- ITMW-6-201405 (Lab ID: 60169189021)
  - pH at 25 Degrees C

This report shall not be reproduced, except in full,
without the written consent of Pace Analytical Services, Inc..

Pace Analytical Services, Inc.
9608 Loiret Blvd.
Lenexa, KS 66219
(913)599-5665

PROJECT NARRATIVE

Project: FORT SMITH, AR
Pace Project No.: 60169189

Method: **SM 4500-H+B**
Description: 4500H+ pH, Electrometric
Client: Environ_AR
Date: May 29, 2014

Analyte Comments:

QC Batch: WET/47996

1e: Field pH

- MW-35R-201405 (Lab ID: 60169189022)
  - pH at 25 Degrees C
- MW-50-201405 (Lab ID: 60169189010)
  - pH at 25 Degrees C

This report shall not be reproduced, except in full,
without the written consent of Pace Analytical Services, Inc..

Pace Analytical Services, Inc.
9608 Loiret Blvd.
Lenexa, KS 66219
(913)599-5665

PROJECT NARRATIVE

Project: FORT SMITH, AR
Pace Project No.: 60169189

Method: **SM 4500-S-2 D**
Description: 4500S2D Sulfide, Total
Client: Environ_AR
Date: May 29, 2014

General Information:
22 samples were analyzed for SM 4500-S-2 D. All samples were received in acceptable condition with any exceptions noted below.

Hold Time:
The samples were analyzed within the method required hold times with any exceptions noted below.

Method Blank:
All analytes were below the report limit in the method blank, where applicable, with any exceptions noted below.

Laboratory Control Spike:
All laboratory control spike compounds were within QC limits with any exceptions noted below.

Matrix Spikes:
All percent recoveries and relative percent differences (RPDs) were within acceptance criteria with any exceptions noted below.

Duplicate Sample:
All duplicate sample results were within method acceptance criteria with any exceptions noted below.

Additional Comments:

This report shall not be reproduced, except in full,
without the written consent of Pace Analytical Services, Inc..

Pace Analytical Services, Inc.
9608 Loiret Blvd.
Lenexa, KS 66219
(913)599-5665

PROJECT NARRATIVE

Project: FORT SMITH, AR
Pace Project No.: 60169189

Method: **EPA 300.0**
Description: 300.0 IC Anions 28 Days
Client: Environ_AR
Date: May 29, 2014

General Information:
22 samples were analyzed for EPA 300.0. All samples were received in acceptable condition with any exceptions noted below.

Hold Time:
The samples were analyzed within the method required hold times with any exceptions noted below.

Initial Calibrations (including MS Tune as applicable):
All criteria were within method requirements with any exceptions noted below.

Continuing Calibration:
All criteria were within method requirements with any exceptions noted below.

Method Blank:
All analytes were below the report limit in the method blank, where applicable, with any exceptions noted below.

Laboratory Control Spike:
All laboratory control spike compounds were within QC limits with any exceptions noted below.

Matrix Spikes:
All percent recoveries and relative percent differences (RPDs) were within acceptance criteria with any exceptions noted below.

Additional Comments:

This report shall not be reproduced, except in full,
without the written consent of Pace Analytical Services, Inc..

Pace Analytical Services, Inc.
9608 Loiret Blvd.
Lenexa, KS 66219
(913)599-5665

PROJECT NARRATIVE

Project: FORT SMITH, AR
Pace Project No.: 60169189

Method: **EPA 350.1**
Description: 350.1 Ammonia
Client: Environ_AR
Date: May 29, 2014

General Information:
22 samples were analyzed for EPA 350.1. All samples were received in acceptable condition with any exceptions noted below.

Hold Time:
The samples were analyzed within the method required hold times with any exceptions noted below.

Initial Calibrations (including MS Tune as applicable):
All criteria were within method requirements with any exceptions noted below.

Continuing Calibration:
All criteria were within method requirements with any exceptions noted below.

Method Blank:
All analytes were below the report limit in the method blank, where applicable, with any exceptions noted below.

Laboratory Control Spike:
All laboratory control spike compounds were within QC limits with any exceptions noted below.

Matrix Spikes:
All percent recoveries and relative percent differences (RPDs) were within acceptance criteria with any exceptions noted below.

QC Batch: WETA/29479

A matrix spike and/or matrix spike duplicate (MS/MSD) were performed on the following sample(s): 60169118003,60169120003

M1: Matrix spike recovery exceeded QC limits. Batch accepted based on laboratory control sample (LCS) recovery.

- MS (Lab ID: 1379833)
  - Nitrogen, Ammonia
- MS (Lab ID: 1379834)
  - Nitrogen, Ammonia

QC Batch: WETA/29480

A matrix spike and/or matrix spike duplicate (MS/MSD) were performed on the following sample(s): 60169189008,60169189016

M1: Matrix spike recovery exceeded QC limits. Batch accepted based on laboratory control sample (LCS) recovery.

- MS (Lab ID: 1379838)
  - Nitrogen, Ammonia
- MS (Lab ID: 1379839)
  - Nitrogen, Ammonia

Duplicate Sample:
All duplicate sample results were within method acceptance criteria with any exceptions noted below.

Additional Comments:

REPORT OF LABORATORY ANALYSIS

This report shall not be reproduced, except in full,
without the written consent of Pace Analytical Services, Inc..

Pace Analytical Services, Inc.
9608 Loiret Blvd.
Lenexa, KS 66219
(913)599-5665

PROJECT NARRATIVE

Project: FORT SMITH, AR
Pace Project No.: 60169189

Method: **EPA 353.2**
Description: 353.2 Nitrogen, NO2/NO3 unpres
Client: Environ_AR
Date: May 29, 2014

General Information:
22 samples were analyzed for EPA 353.2. All samples were received in acceptable condition with any exceptions noted below.

Hold Time:
The samples were analyzed within the method required hold times with any exceptions noted below.

Initial Calibrations (including MS Tune as applicable):
All criteria were within method requirements with any exceptions noted below.

Continuing Calibration:
All criteria were within method requirements with any exceptions noted below.

Method Blank:
All analytes were below the report limit in the method blank, where applicable, with any exceptions noted below.

Laboratory Control Spike:
All laboratory control spike compounds were within QC limits with any exceptions noted below.

Matrix Spikes:
All percent recoveries and relative percent differences (RPDs) were within acceptance criteria with any exceptions noted below.

QC Batch: WETA/29439

A matrix spike and/or matrix spike duplicate (MS/MSD) were performed on the following sample(s): 60169072003,60169184001

M1: Matrix spike recovery exceeded QC limits. Batch accepted based on laboratory control sample (LCS) recovery.

- MS (Lab ID: 1377806)
  - Nitrogen, NO2 plus NO3

Duplicate Sample:
All duplicate sample results were within method acceptance criteria with any exceptions noted below.

Additional Comments:

This report shall not be reproduced, except in full,
without the written consent of Pace Analytical Services, Inc..

Pace Analytical Services, Inc.
9608 Loiret Blvd.
Lenexa, KS 66219
(913)599-5665

PROJECT NARRATIVE

Project: FORT SMITH, AR
Pace Project No.: 60169189

Method: **SM 4500-CO2 D**
Description: Total Carbon Dioxide Calc
Client: Environ_AR
Date: May 29, 2014

General Information:
22 samples were analyzed for SM 4500-CO2 D. All samples were received in acceptable condition with any exceptions noted below.

Hold Time:
The samples were analyzed within the method required hold times with any exceptions noted below.

Initial Calibrations (including MS Tune as applicable):
All criteria were within method requirements with any exceptions noted below.

Continuing Calibration:
All criteria were within method requirements with any exceptions noted below.

Method Blank:
All analytes were below the report limit in the method blank, where applicable, with any exceptions noted below.

Laboratory Control Spike:
All laboratory control spike compounds were within QC limits with any exceptions noted below.

Matrix Spikes:
All percent recoveries and relative percent differences (RPDs) were within acceptance criteria with any exceptions noted below.

Additional Comments:

This report shall not be reproduced, except in full,
without the written consent of Pace Analytical Services, Inc..

Pace Analytical Services, Inc.
9608 Loiret Blvd.
Lenexa, KS 66219
(913)599-5665

PROJECT NARRATIVE

Project: FORT SMITH, AR
Pace Project No.: 60169189

Method: **SM 5310C**
Description: 5310C TOC
Client: Environ_AR
Date: May 29, 2014

General Information:
22 samples were analyzed for SM 5310C. All samples were received in acceptable condition with any exceptions noted below.

Hold Time:
The samples were analyzed within the method required hold times with any exceptions noted below.

Initial Calibrations (including MS Tune as applicable):
All criteria were within method requirements with any exceptions noted below.

Continuing Calibration:
All criteria were within method requirements with any exceptions noted below.

Method Blank:
All analytes were below the report limit in the method blank, where applicable, with any exceptions noted below.

Laboratory Control Spike:
All laboratory control spike compounds were within QC limits with any exceptions noted below.

Matrix Spikes:
All percent recoveries and relative percent differences (RPDs) were within acceptance criteria with any exceptions noted below.

QC Batch: WETA/29499

A matrix spike and/or matrix spike duplicate (MS/MSD) were performed on the following sample(s): 60169189008

M1: Matrix spike recovery exceeded QC limits. Batch accepted based on laboratory control sample (LCS) recovery.

- MS (Lab ID: 1380805)
  - Total Organic Carbon

Duplicate Sample:
All duplicate sample results were within method acceptance criteria with any exceptions noted below.

Additional Comments:

This report shall not be reproduced, except in full,
without the written consent of Pace Analytical Services, Inc..

Pace Analytical Services, Inc.
9608 Loiret Blvd.
Lenexa, KS 66219
(913)599-5665

PROJECT NARRATIVE

Project: FORT SMITH, AR
Pace Project No.: 60169189

Method: **SM 4500-P E**
Description: SM4500P-E, Total Phosphorus
Client: Environ_AR
Date: May 29, 2014

General Information:
22 samples were analyzed for SM 4500-P E. All samples were received in acceptable condition with any exceptions noted below.

Hold Time:
The samples were analyzed within the method required hold times with any exceptions noted below.

Sample Preparation:
The samples were prepared in accordance with SM4500-P B with any exceptions noted below.

Initial Calibrations (including MS Tune as applicable):
All criteria were within method requirements with any exceptions noted below.

Continuing Calibration:
All criteria were within method requirements with any exceptions noted below.

Method Blank:
All analytes were below the report limit in the method blank, where applicable, with any exceptions noted below.

Laboratory Control Spike:
All laboratory control spike compounds were within QC limits with any exceptions noted below.

Matrix Spikes:
All percent recoveries and relative percent differences (RPDs) were within acceptance criteria with any exceptions noted below.

Additional Comments:

This data package has been reviewed for quality and completeness and is approved for release.

This report shall not be reproduced, except in full,
without the written consent of Pace Analytical Services, Inc..

Pace Analytical Services, Inc.
9608 Loiret Blvd.
Lenexa, KS 66219
(913)599-5665

ANALYTICAL RESULTS

Project: FORT SMITH, AR
Pace Project No.: 60169189

Sample: MW-31-201405 **Lab ID: 60169189001** Collected: 05/13/14 09:49 Received: 05/14/14 08:20 Matrix: Water

Parameters	Results	Units	Report Limit	MDL	DF	Prepared	Analyzed	CAS No.	Qual
Alcohol by Direct Inject GCFID	Analytical Method: EPA 8015 - Alcohol								
2-Chloroethanol	ND	ug/L	10000	1190	1		05/19/14 19:44	107-07-3	
6010 MET ICP	Analytical Method: EPA 6010 Preparation Method: EPA 3010								
Iron	**523**	ug/L	50.0	24.0	1	05/19/14 17:20	05/21/14 18:40	7439-89-6	
Manganese	**278**	ug/L	5.0	2.5	1	05/19/14 17:20	05/21/14 18:40	7439-96-5	
8260 MSV	Analytical Method: EPA 5030B/8260								
Acetone	ND	ug/L	10.0	1.9	1		05/16/14 22:05	67-64-1	
Benzene	ND	ug/L	5.0	0.060	1		05/16/14 22:05	71-43-2	
Bromodichloromethane	ND	ug/L	5.0	0.19	1		05/16/14 22:05	75-27-4	
Bromoform	ND	ug/L	5.0	0.070	1		05/16/14 22:05	75-25-2	
Bromomethane	ND	ug/L	7.0	0.16	1		05/16/14 22:05	74-83-9	
2-Butanone (MEK)	ND	ug/L	10.0	0.59	1		05/16/14 22:05	78-93-3	
Carbon disulfide	ND	ug/L	10.0	0.12	1		05/16/14 22:05	75-15-0	L1
Carbon tetrachloride	ND	ug/L	5.0	0.18	1		05/16/14 22:05	56-23-5	
Chlorobenzene	**0.27J**	ug/L	5.0	0.21	1		05/16/14 22:05	108-90-7	
Chloroethane	ND	ug/L	10.0	0.15	1		05/16/14 22:05	75-00-3	
Chloroform	ND	ug/L	5.0	0.14	1		05/16/14 22:05	67-66-3	
Chloromethane	ND	ug/L	10.0	0.080	1		05/16/14 22:05	74-87-3	
Dibromochloromethane	ND	ug/L	5.0	0.21	1		05/16/14 22:05	124-48-1	
1,1-Dichloroethane	ND	ug/L	2.4	0.050	1		05/16/14 22:05	75-34-3	
1,2-Dichloroethane	ND	ug/L	5.0	0.12	1		05/16/14 22:05	107-06-2	
1,1-Dichloroethene	ND	ug/L	5.0	0.20	1		05/16/14 22:05	75-35-4	
cis-1,2-Dichloroethene	ND	ug/L	5.0	0.080	1		05/16/14 22:05	156-59-2	
trans-1,2-Dichloroethene	ND	ug/L	5.0	0.20	1		05/16/14 22:05	156-60-5	
1,2-Dichloropropane	ND	ug/L	5.0	0.16	1		05/16/14 22:05	78-87-5	
cis-1,3-Dichloropropene	ND	ug/L	1.0	0.14	1		05/16/14 22:05	10061-01-5	
trans-1,3-Dichloropropene	ND	ug/L	1.0	0.12	1		05/16/14 22:05	10061-02-6	
Ethylbenzene	ND	ug/L	5.0	0.18	1		05/16/14 22:05	100-41-4	
2-Hexanone	ND	ug/L	10.0	1.2	1		05/16/14 22:05	591-78-6	
Methylene chloride	ND	ug/L	5.0	0.15	1		05/16/14 22:05	75-09-2	
4-Methyl-2-pentanone (MIBK)	ND	ug/L	10.0	0.42	1		05/16/14 22:05	108-10-1	
Styrene	ND	ug/L	5.0	0.12	1		05/16/14 22:05	100-42-5	
1,1,2,2-Tetrachloroethane	ND	ug/L	1.0	0.15	1		05/16/14 22:05	79-34-5	
Tetrachloroethene	ND	ug/L	5.0	0.10	1		05/16/14 22:05	127-18-4	
Toluene	ND	ug/L	5.0	0.17	1		05/16/14 22:05	108-88-3	
1,1,1-Trichloroethane	ND	ug/L	5.0	0.11	1		05/16/14 22:05	71-55-6	
1,1,2-Trichloroethane	ND	ug/L	5.0	0.20	1		05/16/14 22:05	79-00-5	
Trichloroethene	ND	ug/L	5.0	0.17	1		05/16/14 22:05	79-01-6	
Vinyl chloride	ND	ug/L	2.0	0.13	1		05/16/14 22:05	75-01-4	L1
Xylene (Total)	ND	ug/L	5.0	0.42	1		05/16/14 22:05	1330-20-7	
Surrogates									
4-Bromofluorobenzene (S)	102	%	80-120		1		05/16/14 22:05	460-00-4	
1,2-Dichloroethane-d4 (S)	100	%	80-120		1		05/16/14 22:05	17060-07-0	
Toluene-d8 (S)	103	%	80-120		1		05/16/14 22:05	2037-26-5	
Preservation pH	**1.0**		0.10	0.10	1		05/16/14 22:05		

REPORT OF LABORATORY ANALYSIS

This report shall not be reproduced, except in full,
without the written consent of Pace Analytical Services, Inc..

Pace Analytical Services, Inc.
9608 Loiret Blvd.
Lenexa, KS 66219
(913)599-5665

ANALYTICAL RESULTS

Project: FORT SMITH, AR
Pace Project No.: 60169189

Sample: MW-31-201405 **Lab ID: 60169189001** Collected: 05/13/14 09:49 Received: 05/14/14 08:20 Matrix: Water

Parameters	Results	Units	Report Limit	MDL	DF	Prepared	Analyzed	CAS No.	Qual
2320B Alkalinity	Analytical Method: SM 2320B								
Alkalinity,Bicarbonate (CaCO3)	**28.2**	mg/L	20.0	1.9	1		05/19/14 12:29		
Alkalinity, Carbonate (CaCO3)	ND	mg/L	20.0	1.9	1		05/19/14 12:29		
Alkalinity, Total as CaCO3	**28.2**	mg/L	20.0	1.9	1		05/19/14 12:29		
Iron, Ferric (Calculation)	Analytical Method: SM 3500-Fe B#4								
Iron, Ferric	**0.49**	mg/L	0.20		1		05/28/14 00:00	7439-89-6	
4500H+ pH, Electrometric	Analytical Method: SM 4500-H+B								
pH at 25 Degrees C	**5.2**	Std. Units	0.10	0.10	1		05/22/14 00:00		1e,H6
4500S2D Sulfide, Total	Analytical Method: SM 4500-S-2 D								
Sulfide, Total	ND	mg/L	0.050	0.0096	1		05/20/14 13:31	18496-25-8	
300.0 IC Anions 28 Days	Analytical Method: EPA 300.0								
Chloride	**89.4**	mg/L	5.0	0.31	5		05/25/14 10:34	16887-00-6	
Sulfate	**33.5**	mg/L	5.0	0.49	5		05/25/14 10:34	14808-79-8	
350.1 Ammonia	Analytical Method: EPA 350.1								
Nitrogen, Ammonia	ND	mg/L	0.10	0.014	1		05/17/14 09:15	7664-41-7	
353.2 Nitrogen, NO2/NO3 unpres	Analytical Method: EPA 353.2								
Nitrogen, Nitrate	**0.24**	mg/L	0.10	0.031	1		05/14/14 14:19		
Nitrogen, Nitrite	ND	mg/L	0.10	0.031	1		05/14/14 14:19		
Nitrogen, NO2 plus NO3	**0.24**	mg/L	0.10	0.013	1		05/14/14 14:19		
Total Carbon Dioxide Calc	Analytical Method: SM 4500-CO2 D								
Carbon Dioxide Calculation	**407**	mg/L			1		05/23/14 00:00		
5310C TOC	Analytical Method: SM 5310C								
Total Organic Carbon	**0.71J**	mg/L	1.0	0.50	1		05/20/14 11:09	7440-44-0	
SM4500P-E, Total Phosphorus	Analytical Method: SM 4500-P E Preparation Method: SM4500-P B								
Phosphate as P04	**0.35**	mg/L	0.030	0.015	1	05/22/14 08:58	05/22/14 13:32		

REPORT OF LABORATORY ANALYSIS

This report shall not be reproduced, except in full,
without the written consent of Pace Analytical Services, Inc..

Pace Analytical Services, Inc.
9608 Loiret Blvd.
Lenexa, KS 66219
(913)599-5665

ANALYTICAL RESULTS

Project: FORT SMITH, AR
Pace Project No.: 60169189

Sample: ITMW-16-201405 **Lab ID: 60169189002** Collected: 05/13/14 09:15 Received: 05/14/14 08:20 Matrix: Water

Parameters	Results	Units	Report Limit	MDL	DF	Prepared	Analyzed	CAS No.	Qual
Alcohol by Direct Inject GCFID	Analytical Method: EPA 8015 - Alcohol								
2-Chloroethanol	ND	ug/L	10000	1190	1		05/19/14 19:55	107-07-3	
6010 MET ICP	Analytical Method: EPA 6010 Preparation Method: EPA 3010								
Iron	**2340**	ug/L	50.0	24.0	1	05/19/14 17:20	05/21/14 18:43	7439-89-6	
Manganese	**35.8**	ug/L	5.0	2.5	1	05/19/14 17:20	05/21/14 18:43	7439-96-5	
8260 MSV	Analytical Method: EPA 5030B/8260								
Acetone	ND	ug/L	10.0	1.9	1		05/16/14 22:19	67-64-1	
Benzene	ND	ug/L	5.0	0.060	1		05/16/14 22:19	71-43-2	
Bromodichloromethane	ND	ug/L	5.0	0.19	1		05/16/14 22:19	75-27-4	
Bromoform	ND	ug/L	5.0	0.070	1		05/16/14 22:19	75-25-2	
Bromomethane	ND	ug/L	7.0	0.16	1		05/16/14 22:19	74-83-9	
2-Butanone (MEK)	ND	ug/L	10.0	0.59	1		05/16/14 22:19	78-93-3	
Carbon disulfide	ND	ug/L	10.0	0.12	1		05/16/14 22:19	75-15-0	L1
Carbon tetrachloride	ND	ug/L	5.0	0.18	1		05/16/14 22:19	56-23-5	
Chlorobenzene	ND	ug/L	5.0	0.21	1		05/16/14 22:19	108-90-7	
Chloroethane	ND	ug/L	10.0	0.15	1		05/16/14 22:19	75-00-3	
Chloroform	ND	ug/L	5.0	0.14	1		05/16/14 22:19	67-66-3	
Chloromethane	ND	ug/L	10.0	0.080	1		05/16/14 22:19	74-87-3	
Dibromochloromethane	ND	ug/L	5.0	0.21	1		05/16/14 22:19	124-48-1	
1,1-Dichloroethane	ND	ug/L	2.4	0.050	1		05/16/14 22:19	75-34-3	
1,2-Dichloroethane	ND	ug/L	5.0	0.12	1		05/16/14 22:19	107-06-2	
1,1-Dichloroethene	ND	ug/L	5.0	0.20	1		05/16/14 22:19	75-35-4	
cis-1,2-Dichloroethene	ND	ug/L	5.0	0.080	1		05/16/14 22:19	156-59-2	
trans-1,2-Dichloroethene	ND	ug/L	5.0	0.20	1		05/16/14 22:19	156-60-5	
1,2-Dichloropropane	ND	ug/L	5.0	0.16	1		05/16/14 22:19	78-87-5	
cis-1,3-Dichloropropene	ND	ug/L	1.0	0.14	1		05/16/14 22:19	10061-01-5	
trans-1,3-Dichloropropene	ND	ug/L	1.0	0.12	1		05/16/14 22:19	10061-02-6	
Ethylbenzene	ND	ug/L	5.0	0.18	1		05/16/14 22:19	100-41-4	
2-Hexanone	ND	ug/L	10.0	1.2	1		05/16/14 22:19	591-78-6	
Methylene chloride	ND	ug/L	5.0	0.15	1		05/16/14 22:19	75-09-2	
4-Methyl-2-pentanone (MIBK)	ND	ug/L	10.0	0.42	1		05/16/14 22:19	108-10-1	
Styrene	ND	ug/L	5.0	0.12	1		05/16/14 22:19	100-42-5	
1,1,2,2-Tetrachloroethane	ND	ug/L	1.0	0.15	1		05/16/14 22:19	79-34-5	
Tetrachloroethene	ND	ug/L	5.0	0.10	1		05/16/14 22:19	127-18-4	
Toluene	ND	ug/L	5.0	0.17	1		05/16/14 22:19	108-88-3	
1,1,1-Trichloroethane	ND	ug/L	5.0	0.11	1		05/16/14 22:19	71-55-6	
1,1,2-Trichloroethane	ND	ug/L	5.0	0.20	1		05/16/14 22:19	79-00-5	
Trichloroethene	ND	ug/L	5.0	0.17	1		05/16/14 22:19	79-01-6	
Vinyl chloride	ND	ug/L	2.0	0.13	1		05/16/14 22:19	75-01-4	L1
Xylene (Total)	ND	ug/L	5.0	0.42	1		05/16/14 22:19	1330-20-7	
Surrogates									
4-Bromofluorobenzene (S)	100	%	80-120		1		05/16/14 22:19	460-00-4	
1,2-Dichloroethane-d4 (S)	99	%	80-120		1		05/16/14 22:19	17060-07-0	
Toluene-d8 (S)	102	%	80-120		1		05/16/14 22:19	2037-26-5	
Preservation pH	**1.0**		0.10	0.10	1		05/16/14 22:19		

REPORT OF LABORATORY ANALYSIS

This report shall not be reproduced, except in full,
without the written consent of Pace Analytical Services, Inc..

Pace Analytical Services, Inc.
9608 Loiret Blvd.
Lenexa, KS 66219
(913)599-5665

ANALYTICAL RESULTS

Project: FORT SMITH, AR
Pace Project No.: 60169189

Sample: ITMW-16-201405 **Lab ID: 60169189002** Collected: 05/13/14 09:15 Received: 05/14/14 08:20 Matrix: Water

Parameters	Results	Units	Report Limit	MDL	DF	Prepared	Analyzed	CAS No.	Qual
2320B Alkalinity	Analytical Method: SM 2320B								
Alkalinity,Bicarbonate (CaCO3)	**38.9**	mg/L	20.0	1.9	1		05/19/14 12:33		
Alkalinity, Carbonate (CaCO3)	ND	mg/L	20.0	1.9	1		05/19/14 12:33		
Alkalinity, Total as CaCO3	**38.9**	mg/L	20.0	1.9	1		05/19/14 12:33		
Iron, Ferric (Calculation)	Analytical Method: SM 3500-Fe B#4								
Iron, Ferric	**2.3**	mg/L	0.20		1		05/28/14 00:00	7439-89-6	
4500H+ pH, Electrometric	Analytical Method: SM 4500-H+B								
pH at 25 Degrees C	**6.4**	Std. Units	0.10	0.10	1		05/22/14 00:00		1e,H6
4500S2D Sulfide, Total	Analytical Method: SM 4500-S-2 D								
Sulfide, Total	ND	mg/L	0.050	0.0096	1		05/20/14 13:32	18496-25-8	
300.0 IC Anions 28 Days	Analytical Method: EPA 300.0								
Chloride	**1.5**	mg/L	1.0	0.50	1		05/23/14 15:30	16887-00-6	
Sulfate	**18.1**	mg/L	1.0	0.50	1		05/23/14 15:30	14808-79-8	
350.1 Ammonia	Analytical Method: EPA 350.1								
Nitrogen, Ammonia	ND	mg/L	0.10	0.014	1		05/17/14 09:16	7664-41-7	
353.2 Nitrogen, NO2/NO3 unpres	Analytical Method: EPA 353.2								
Nitrogen, Nitrate	**3.6**	mg/L	0.10	0.031	1		05/14/14 14:20		
Nitrogen, Nitrite	ND	mg/L	0.10	0.031	1		05/14/14 14:20		
Nitrogen, NO2 plus NO3	**3.6**	mg/L	0.10	0.013	1		05/14/14 14:20		
Total Carbon Dioxide Calc	Analytical Method: SM 4500-CO2 D								
Carbon Dioxide Calculation	**63.9**	mg/L			1		05/23/14 00:00		
5310C TOC	Analytical Method: SM 5310C								
Total Organic Carbon	**6.1**	mg/L	1.0	0.50	1		05/20/14 11:22	7440-44-0	
SM4500P-E, Total Phosphorus	Analytical Method: SM 4500-P E Preparation Method: SM4500-P B								
Phosphate as P04	**0.032**	mg/L	0.030	0.015	1	05/22/14 08:58	05/22/14 13:32		

REPORT OF LABORATORY ANALYSIS

This report shall not be reproduced, except in full,
without the written consent of Pace Analytical Services, Inc..

Pace Analytical Services, Inc.
9608 Loiret Blvd.
Lenexa, KS 66219
(913)599-5665

ANALYTICAL RESULTS

Project: FORT SMITH, AR
Pace Project No.: 60169189

Sample: MW-27-201405 **Lab ID: 60169189003** Collected: 05/13/14 11:05 Received: 05/14/14 08:20 Matrix: Water

Parameters	Results	Units	Report Limit	MDL	DF	Prepared	Analyzed	CAS No.	Qual
Alcohol by Direct Inject GCFID	Analytical Method: EPA 8015 - Alcohol								
2-Chloroethanol	ND	ug/L	10000	1190	1		05/19/14 20:06	107-07-3	
6010 MET ICP	Analytical Method: EPA 6010 Preparation Method: EPA 3010								
Iron	**1220**	ug/L	50.0	24.0	1	05/19/14 17:20	05/21/14 18:47	7439-89-6	
Manganese	**15.9**	ug/L	5.0	2.5	1	05/19/14 17:20	05/22/14 15:39	7439-96-5	
8260 MSV	Analytical Method: EPA 5030B/8260								
Acetone	ND	ug/L	10.0	1.9	1		05/16/14 22:33	67-64-1	
Benzene	ND	ug/L	5.0	0.060	1		05/16/14 22:33	71-43-2	
Bromodichloromethane	ND	ug/L	5.0	0.19	1		05/16/14 22:33	75-27-4	
Bromoform	ND	ug/L	5.0	0.070	1		05/16/14 22:33	75-25-2	
Bromomethane	ND	ug/L	7.0	0.16	1		05/16/14 22:33	74-83-9	
2-Butanone (MEK)	ND	ug/L	10.0	0.59	1		05/16/14 22:33	78-93-3	
Carbon disulfide	ND	ug/L	10.0	0.12	1		05/16/14 22:33	75-15-0	L1
Carbon tetrachloride	ND	ug/L	5.0	0.18	1		05/16/14 22:33	56-23-5	
Chlorobenzene	ND	ug/L	5.0	0.21	1		05/16/14 22:33	108-90-7	
Chloroethane	ND	ug/L	10.0	0.15	1		05/16/14 22:33	75-00-3	
Chloroform	ND	ug/L	5.0	0.14	1		05/16/14 22:33	67-66-3	
Chloromethane	ND	ug/L	10.0	0.080	1		05/16/14 22:33	74-87-3	
Dibromochloromethane	ND	ug/L	5.0	0.21	1		05/16/14 22:33	124-48-1	
1,1-Dichloroethane	ND	ug/L	2.4	0.050	1		05/16/14 22:33	75-34-3	
1,2-Dichloroethane	ND	ug/L	5.0	0.12	1		05/16/14 22:33	107-06-2	
1,1-Dichloroethene	ND	ug/L	5.0	0.20	1		05/16/14 22:33	75-35-4	
cis-1,2-Dichloroethene	ND	ug/L	5.0	0.080	1		05/16/14 22:33	156-59-2	
trans-1,2-Dichloroethene	ND	ug/L	5.0	0.20	1		05/16/14 22:33	156-60-5	
1,2-Dichloropropane	ND	ug/L	5.0	0.16	1		05/16/14 22:33	78-87-5	
cis-1,3-Dichloropropene	ND	ug/L	1.0	0.14	1		05/16/14 22:33	10061-01-5	
trans-1,3-Dichloropropene	ND	ug/L	1.0	0.12	1		05/16/14 22:33	10061-02-6	
Ethylbenzene	ND	ug/L	5.0	0.18	1		05/16/14 22:33	100-41-4	
2-Hexanone	ND	ug/L	10.0	1.2	1		05/16/14 22:33	591-78-6	
Methylene chloride	ND	ug/L	5.0	0.15	1		05/16/14 22:33	75-09-2	
4-Methyl-2-pentanone (MIBK)	ND	ug/L	10.0	0.42	1		05/16/14 22:33	108-10-1	
Styrene	ND	ug/L	5.0	0.12	1		05/16/14 22:33	100-42-5	
1,1,2,2-Tetrachloroethane	ND	ug/L	1.0	0.15	1		05/16/14 22:33	79-34-5	
Tetrachloroethene	ND	ug/L	5.0	0.10	1		05/16/14 22:33	127-18-4	
Toluene	ND	ug/L	5.0	0.17	1		05/16/14 22:33	108-88-3	
1,1,1-Trichloroethane	ND	ug/L	5.0	0.11	1		05/16/14 22:33	71-55-6	
1,1,2-Trichloroethane	ND	ug/L	5.0	0.20	1		05/16/14 22:33	79-00-5	
Trichloroethene	ND	ug/L	5.0	0.17	1		05/16/14 22:33	79-01-6	
Vinyl chloride	ND	ug/L	2.0	0.13	1		05/16/14 22:33	75-01-4	L1
Xylene (Total)	ND	ug/L	5.0	0.42	1		05/16/14 22:33	1330-20-7	
Surrogates									
4-Bromofluorobenzene (S)	101	%	80-120		1		05/16/14 22:33	460-00-4	
1,2-Dichloroethane-d4 (S)	99	%	80-120		1		05/16/14 22:33	17060-07-0	
Toluene-d8 (S)	101	%	80-120		1		05/16/14 22:33	2037-26-5	
Preservation pH	**1.0**		0.10	0.10	1		05/16/14 22:33		

REPORT OF LABORATORY ANALYSIS

This report shall not be reproduced, except in full,
without the written consent of Pace Analytical Services, Inc..

Pace Analytical Services, Inc.
9608 Loiret Blvd.
Lenexa, KS 66219
(913)599-5665

ANALYTICAL RESULTS

Project: FORT SMITH, AR
Pace Project No.: 60169189

Sample: MW-27-201405 **Lab ID: 60169189003** Collected: 05/13/14 11:05 Received: 05/14/14 08:20 Matrix: Water

Parameters	Results	Units	Report Limit	MDL	DF	Prepared	Analyzed	CAS No.	Qual
2320B Alkalinity	Analytical Method: SM 2320B								
Alkalinity,Bicarbonate (CaCO3)	**42.3**	mg/L	20.0	1.9	1		05/19/14 12:37		
Alkalinity, Carbonate (CaCO3)	ND	mg/L	20.0	1.9	1		05/19/14 12:37		
Alkalinity, Total as CaCO3	**42.3**	mg/L	20.0	1.9	1		05/19/14 12:37		
Iron, Ferric (Calculation)	Analytical Method: SM 3500-Fe B#4								
Iron, Ferric	**1.2**	mg/L	0.20		1		05/28/14 00:00	7439-89-6	
4500H+ pH, Electrometric	Analytical Method: SM 4500-H+B								
pH at 25 Degrees C	**6.0**	Std. Units	0.10	0.10	1		05/22/14 00:00		1e,H6
4500S2D Sulfide, Total	Analytical Method: SM 4500-S-2 D								
Sulfide, Total	ND	mg/L	0.050	0.0096	1		05/20/14 13:32	18496-25-8	
300.0 IC Anions 28 Days	Analytical Method: EPA 300.0								
Chloride	**20.2**	mg/L	2.0	0.12	2		05/25/14 11:03	16887-00-6	
Sulfate	**13.1**	mg/L	1.0	0.50	1		05/23/14 15:44	14808-79-8	
350.1 Ammonia	Analytical Method: EPA 350.1								
Nitrogen, Ammonia	ND	mg/L	0.10	0.014	1		05/17/14 09:17	7664-41-7	
353.2 Nitrogen, NO2/NO3 unpres	Analytical Method: EPA 353.2								
Nitrogen, Nitrate	**0.81**	mg/L	0.10	0.031	1		05/14/14 14:21		
Nitrogen, Nitrite	ND	mg/L	0.10	0.031	1		05/14/14 14:21		
Nitrogen, NO2 plus NO3	**0.81**	mg/L	0.10	0.013	1		05/14/14 14:21		
Total Carbon Dioxide Calc	Analytical Method: SM 4500-CO2 D								
Carbon Dioxide Calculation	**126**	mg/L			1		05/23/14 00:00		
5310C TOC	Analytical Method: SM 5310C								
Total Organic Carbon	**1.4**	mg/L	1.0	0.50	1		05/20/14 11:48	7440-44-0	
SM4500P-E, Total Phosphorus	Analytical Method: SM 4500-P E Preparation Method: SM4500-P B								
Phosphate as P04	**0.17**	mg/L	0.030	0.015	1	05/22/14 08:58	05/22/14 13:32		

REPORT OF LABORATORY ANALYSIS

This report shall not be reproduced, except in full,
without the written consent of Pace Analytical Services, Inc..

Pace Analytical Services, Inc.
9608 Loiret Blvd.
Lenexa, KS 66219
(913)599-5665

ANALYTICAL RESULTS

Project: FORT SMITH, AR
Pace Project No.: 60169189

Sample: MW-36-201405 **Lab ID: 60169189004** Collected: 05/13/14 12:15 Received: 05/14/14 08:20 Matrix: Water

Parameters	Results	Units	Report Limit	MDL	DF	Prepared	Analyzed	CAS No.	Qual
Alcohol by Direct Inject GCFID	Analytical Method: EPA 8015 - Alcohol								
2-Chloroethanol	ND	ug/L	10000	1190	1		05/19/14 20:18	107-07-3	
6010 MET ICP	Analytical Method: EPA 6010 Preparation Method: EPA 3010								
Iron	**277**	ug/L	50.0	24.0	1	05/19/14 17:20	05/21/14 18:50	7439-89-6	
Manganese	**513**	ug/L	5.0	2.5	1	05/19/14 17:20	05/21/14 18:50	7439-96-5	
8260 MSV	Analytical Method: EPA 5030B/8260								
Acetone	ND	ug/L	10.0	1.9	1		05/16/14 22:48	67-64-1	
Benzene	ND	ug/L	5.0	0.060	1		05/16/14 22:48	71-43-2	
Bromodichloromethane	ND	ug/L	5.0	0.19	1		05/16/14 22:48	75-27-4	
Bromoform	ND	ug/L	5.0	0.070	1		05/16/14 22:48	75-25-2	
Bromomethane	ND	ug/L	7.0	0.16	1		05/16/14 22:48	74-83-9	
2-Butanone (MEK)	ND	ug/L	10.0	0.59	1		05/16/14 22:48	78-93-3	
Carbon disulfide	ND	ug/L	10.0	0.12	1		05/16/14 22:48	75-15-0	L1
Carbon tetrachloride	ND	ug/L	5.0	0.18	1		05/16/14 22:48	56-23-5	
Chlorobenzene	**0.24J**	ug/L	5.0	0.21	1		05/16/14 22:48	108-90-7	
Chloroethane	ND	ug/L	10.0	0.15	1		05/16/14 22:48	75-00-3	
Chloroform	ND	ug/L	5.0	0.14	1		05/16/14 22:48	67-66-3	
Chloromethane	ND	ug/L	10.0	0.080	1		05/16/14 22:48	74-87-3	
Dibromochloromethane	ND	ug/L	5.0	0.21	1		05/16/14 22:48	124-48-1	
1,1-Dichloroethane	ND	ug/L	2.4	0.050	1		05/16/14 22:48	75-34-3	
1,2-Dichloroethane	ND	ug/L	5.0	0.12	1		05/16/14 22:48	107-06-2	
1,1-Dichloroethene	ND	ug/L	5.0	0.20	1		05/16/14 22:48	75-35-4	
cis-1,2-Dichloroethene	ND	ug/L	5.0	0.080	1		05/16/14 22:48	156-59-2	
trans-1,2-Dichloroethene	ND	ug/L	5.0	0.20	1		05/16/14 22:48	156-60-5	
1,2-Dichloropropane	ND	ug/L	5.0	0.16	1		05/16/14 22:48	78-87-5	
cis-1,3-Dichloropropene	ND	ug/L	1.0	0.14	1		05/16/14 22:48	10061-01-5	
trans-1,3-Dichloropropene	ND	ug/L	1.0	0.12	1		05/16/14 22:48	10061-02-6	
Ethylbenzene	ND	ug/L	5.0	0.18	1		05/16/14 22:48	100-41-4	
2-Hexanone	ND	ug/L	10.0	1.2	1		05/16/14 22:48	591-78-6	
Methylene chloride	ND	ug/L	5.0	0.15	1		05/16/14 22:48	75-09-2	
4-Methyl-2-pentanone (MIBK)	ND	ug/L	10.0	0.42	1		05/16/14 22:48	108-10-1	
Styrene	ND	ug/L	5.0	0.12	1		05/16/14 22:48	100-42-5	
1,1,2,2-Tetrachloroethane	ND	ug/L	1.0	0.15	1		05/16/14 22:48	79-34-5	
Tetrachloroethene	ND	ug/L	5.0	0.10	1		05/16/14 22:48	127-18-4	
Toluene	ND	ug/L	5.0	0.17	1		05/16/14 22:48	108-88-3	
1,1,1-Trichloroethane	ND	ug/L	5.0	0.11	1		05/16/14 22:48	71-55-6	
1,1,2-Trichloroethane	ND	ug/L	5.0	0.20	1		05/16/14 22:48	79-00-5	
Trichloroethene	ND	ug/L	5.0	0.17	1		05/16/14 22:48	79-01-6	
Vinyl chloride	ND	ug/L	2.0	0.13	1		05/16/14 22:48	75-01-4	L1
Xylene (Total)	ND	ug/L	5.0	0.42	1		05/16/14 22:48	1330-20-7	
Surrogates									
4-Bromofluorobenzene (S)	101	%	80-120		1		05/16/14 22:48	460-00-4	
1,2-Dichloroethane-d4 (S)	99	%	80-120		1		05/16/14 22:48	17060-07-0	
Toluene-d8 (S)	103	%	80-120		1		05/16/14 22:48	2037-26-5	
Preservation pH	**1.0**		0.10	0.10	1		05/16/14 22:48		

REPORT OF LABORATORY ANALYSIS

This report shall not be reproduced, except in full,
without the written consent of Pace Analytical Services, Inc..

Pace Analytical Services, Inc.
9608 Loiret Blvd.
Lenexa, KS 66219
(913)599-5665

ANALYTICAL RESULTS

Project: FORT SMITH, AR
Pace Project No.: 60169189

Sample: MW-36-201405 **Lab ID: 60169189004** Collected: 05/13/14 12:15 Received: 05/14/14 08:20 Matrix: Water

Parameters	Results	Units	Report Limit	MDL	DF	Prepared	Analyzed	CAS No.	Qual
2320B Alkalinity	Analytical Method: SM 2320B								
Alkalinity,Bicarbonate (CaCO3)	**21.2**	mg/L	20.0	1.9	1		05/19/14 12:40		
Alkalinity, Carbonate (CaCO3)	ND	mg/L	20.0	1.9	1		05/19/14 12:40		
Alkalinity, Total as CaCO3	**21.2**	mg/L	20.0	1.9	1		05/19/14 12:40		
Iron, Ferric (Calculation)	Analytical Method: SM 3500-Fe B#4								
Iron, Ferric	**0.23**	mg/L	0.20		1		05/28/14 00:00	7439-89-6	
4500H+ pH, Electrometric	Analytical Method: SM 4500-H+B								
pH at 25 Degrees C	**5.1**	Std. Units	0.10	0.10	1		05/22/14 00:00		1e,H6
4500S2D Sulfide, Total	Analytical Method: SM 4500-S-2 D								
Sulfide, Total	ND	mg/L	0.050	0.0096	1		05/20/14 13:32	18496-25-8	
300.0 IC Anions 28 Days	Analytical Method: EPA 300.0								
Chloride	**266**	mg/L	50.0	3.1	50		05/25/14 11:17	16887-00-6	
Sulfate	**4.8**	mg/L	1.0	0.50	1		05/23/14 15:59	14808-79-8	
350.1 Ammonia	Analytical Method: EPA 350.1								
Nitrogen, Ammonia	ND	mg/L	0.10	0.014	1		05/17/14 09:18	7664-41-7	
353.2 Nitrogen, NO2/NO3 unpres	Analytical Method: EPA 353.2								
Nitrogen, Nitrate	ND	mg/L	0.10	0.031	1		05/14/14 14:21		
Nitrogen, Nitrite	ND	mg/L	0.10	0.031	1		05/14/14 14:21		
Nitrogen, NO2 plus NO3	ND	mg/L	0.10	0.013	1		05/14/14 14:21		
Total Carbon Dioxide Calc	Analytical Method: SM 4500-CO2 D								
Carbon Dioxide Calculation	**387**	mg/L			1		05/23/14 00:00		
5310C TOC	Analytical Method: SM 5310C								
Total Organic Carbon	ND	mg/L	1.0	0.50	1		05/20/14 12:01	7440-44-0	
SM4500P-E, Total Phosphorus	Analytical Method: SM 4500-P E Preparation Method: SM4500-P B								
Phosphate as P04	**0.032**	mg/L	0.030	0.015	1	05/22/14 08:58	05/22/14 13:32		

REPORT OF LABORATORY ANALYSIS

This report shall not be reproduced, except in full,
without the written consent of Pace Analytical Services, Inc..

Pace Analytical Services, Inc.
9608 Loiret Blvd.
Lenexa, KS 66219
(913)599-5665

ANALYTICAL RESULTS

Project: FORT SMITH, AR
Pace Project No.: 60169189

Sample: ITMW-2-201405 **Lab ID: 60169189005** Collected: 05/13/14 13:50 Received: 05/14/14 08:20 Matrix: Water

Parameters	Results	Units	Report Limit	MDL	DF	Prepared	Analyzed	CAS No.	Qual
Alcohol by Direct Inject GCFID	Analytical Method: EPA 8015 - Alcohol								
2-Chloroethanol	ND	ug/L	10000	1190	1		05/19/14 20:29	107-07-3	
6010 MET ICP	Analytical Method: EPA 6010 Preparation Method: EPA 3010								
Iron	**151**	ug/L	50.0	24.0	1	05/19/14 17:20	05/21/14 19:00	7439-89-6	
Manganese	**13.4**	ug/L	5.0	2.5	1	05/19/14 17:20	05/21/14 19:00	7439-96-5	
8260 MSV	Analytical Method: EPA 5030B/8260								
Acetone	ND	ug/L	10.0	1.9	1		05/16/14 23:02	67-64-1	
Benzene	ND	ug/L	5.0	0.060	1		05/16/14 23:02	71-43-2	
Bromodichloromethane	ND	ug/L	5.0	0.19	1		05/16/14 23:02	75-27-4	
Bromoform	ND	ug/L	5.0	0.070	1		05/16/14 23:02	75-25-2	
Bromomethane	ND	ug/L	7.0	0.16	1		05/16/14 23:02	74-83-9	
2-Butanone (MEK)	ND	ug/L	10.0	0.59	1		05/16/14 23:02	78-93-3	
Carbon disulfide	ND	ug/L	10.0	0.12	1		05/16/14 23:02	75-15-0	L1
Carbon tetrachloride	ND	ug/L	5.0	0.18	1		05/16/14 23:02	56-23-5	
Chlorobenzene	ND	ug/L	5.0	0.21	1		05/16/14 23:02	108-90-7	
Chloroethane	ND	ug/L	10.0	0.15	1		05/16/14 23:02	75-00-3	
Chloroform	ND	ug/L	5.0	0.14	1		05/16/14 23:02	67-66-3	
Chloromethane	ND	ug/L	10.0	0.080	1		05/16/14 23:02	74-87-3	
Dibromochloromethane	ND	ug/L	5.0	0.21	1		05/16/14 23:02	124-48-1	
1,1-Dichloroethane	ND	ug/L	2.4	0.050	1		05/16/14 23:02	75-34-3	
1,2-Dichloroethane	ND	ug/L	5.0	0.12	1		05/16/14 23:02	107-06-2	
1,1-Dichloroethene	ND	ug/L	5.0	0.20	1		05/16/14 23:02	75-35-4	
cis-1,2-Dichloroethene	ND	ug/L	5.0	0.080	1		05/16/14 23:02	156-59-2	
trans-1,2-Dichloroethene	ND	ug/L	5.0	0.20	1		05/16/14 23:02	156-60-5	
1,2-Dichloropropane	ND	ug/L	5.0	0.16	1		05/16/14 23:02	78-87-5	
cis-1,3-Dichloropropene	ND	ug/L	1.0	0.14	1		05/16/14 23:02	10061-01-5	
trans-1,3-Dichloropropene	ND	ug/L	1.0	0.12	1		05/16/14 23:02	10061-02-6	
Ethylbenzene	ND	ug/L	5.0	0.18	1		05/16/14 23:02	100-41-4	
2-Hexanone	ND	ug/L	10.0	1.2	1		05/16/14 23:02	591-78-6	
Methylene chloride	ND	ug/L	5.0	0.15	1		05/16/14 23:02	75-09-2	
4-Methyl-2-pentanone (MIBK)	ND	ug/L	10.0	0.42	1		05/16/14 23:02	108-10-1	
Styrene	ND	ug/L	5.0	0.12	1		05/16/14 23:02	100-42-5	
1,1,2,2-Tetrachloroethane	ND	ug/L	1.0	0.15	1		05/16/14 23:02	79-34-5	
Tetrachloroethene	**0.35J**	ug/L	5.0	0.10	1		05/16/14 23:02	127-18-4	
Toluene	ND	ug/L	5.0	0.17	1		05/16/14 23:02	108-88-3	
1,1,1-Trichloroethane	ND	ug/L	5.0	0.11	1		05/16/14 23:02	71-55-6	
1,1,2-Trichloroethane	ND	ug/L	5.0	0.20	1		05/16/14 23:02	79-00-5	
Trichloroethene	ND	ug/L	5.0	0.17	1		05/16/14 23:02	79-01-6	
Vinyl chloride	ND	ug/L	2.0	0.13	1		05/16/14 23:02	75-01-4	L1
Xylene (Total)	ND	ug/L	5.0	0.42	1		05/16/14 23:02	1330-20-7	
Surrogates									
4-Bromofluorobenzene (S)	100	%	80-120		1		05/16/14 23:02	460-00-4	
1,2-Dichloroethane-d4 (S)	99	%	80-120		1		05/16/14 23:02	17060-07-0	
Toluene-d8 (S)	102	%	80-120		1		05/16/14 23:02	2037-26-5	
Preservation pH	**1.0**		0.10	0.10	1		05/16/14 23:02		

REPORT OF LABORATORY ANALYSIS

This report shall not be reproduced, except in full,
without the written consent of Pace Analytical Services, Inc..

Pace Analytical Services, Inc.
9608 Loiret Blvd.
Lenexa, KS 66219
(913)599-5665

ANALYTICAL RESULTS

Project: FORT SMITH, AR
Pace Project No.: 60169189

Sample: ITMW-2-201405 **Lab ID: 60169189005** Collected: 05/13/14 13:50 Received: 05/14/14 08:20 Matrix: Water

Parameters	Results	Units	Report Limit	MDL	DF	Prepared	Analyzed	CAS No.	Qual
2320B Alkalinity	Analytical Method: SM 2320B								
Alkalinity,Bicarbonate (CaCO3)	**60.6**	mg/L	20.0	1.9	1		05/19/14 12:44		
Alkalinity, Carbonate (CaCO3)	ND	mg/L	20.0	1.9	1		05/19/14 12:44		
Alkalinity, Total as CaCO3	**60.6**	mg/L	20.0	1.9	1		05/19/14 12:44		
Iron, Ferric (Calculation)	Analytical Method: SM 3500-Fe B#4								
Iron, Ferric	**0.15J**	mg/L	0.20		1		05/28/14 00:00	7439-89-6	
4500H+ pH, Electrometric	Analytical Method: SM 4500-H+B								
pH at 25 Degrees C	**5.9**	Std. Units	0.10	0.10	1		05/22/14 00:00		1e,H6
4500S2D Sulfide, Total	Analytical Method: SM 4500-S-2 D								
Sulfide, Total	ND	mg/L	0.050	0.0096	1		05/20/14 13:32	18496-25-8	
300.0 IC Anions 28 Days	Analytical Method: EPA 300.0								
Chloride	**118**	mg/L	10.0	0.62	10		05/25/14 12:00	16887-00-6	
Sulfate	**18.2**	mg/L	1.0	0.50	1		05/23/14 16:14	14808-79-8	
350.1 Ammonia	Analytical Method: EPA 350.1								
Nitrogen, Ammonia	ND	mg/L	0.10	0.014	1		05/17/14 09:19	7664-41-7	
353.2 Nitrogen, NO2/NO3 unpres	Analytical Method: EPA 353.2								
Nitrogen, Nitrate	**1.6**	mg/L	0.10	0.031	1		05/14/14 14:22		
Nitrogen, Nitrite	ND	mg/L	0.10	0.031	1		05/14/14 14:22		
Nitrogen, NO2 plus NO3	**1.6**	mg/L	0.10	0.013	1		05/14/14 14:22		
Total Carbon Dioxide Calc	Analytical Method: SM 4500-CO2 D								
Carbon Dioxide Calculation	**206**	mg/L			1		05/23/14 00:00		
5310C TOC	Analytical Method: SM 5310C								
Total Organic Carbon	ND	mg/L	1.0	0.50	1		05/21/14 20:11	7440-44-0	
SM4500P-E, Total Phosphorus	Analytical Method: SM 4500-P E Preparation Method: SM4500-P B								
Phosphate as P04	**0.032**	mg/L	0.030	0.015	1	05/22/14 08:58	05/22/14 13:32		

REPORT OF LABORATORY ANALYSIS

This report shall not be reproduced, except in full,
without the written consent of Pace Analytical Services, Inc..

Pace Analytical Services, Inc.
9608 Loiret Blvd.
Lenexa, KS 66219
(913)599-5665

ANALYTICAL RESULTS

Project: FORT SMITH, AR
Pace Project No.: 60169189

Sample: IW-80-201405 **Lab ID: 60169189006** Collected: 05/13/14 12:20 Received: 05/14/14 08:20 Matrix: Water

Parameters	Results	Units	Report Limit	MDL	DF	Prepared	Analyzed	CAS No.	Qual
Alcohol by Direct Inject GCFID	Analytical Method: EPA 8015 - Alcohol								
2-Chloroethanol	ND	ug/L	10000	1190	1		05/19/14 20:40	107-07-3	
6010 MET ICP	Analytical Method: EPA 6010 Preparation Method: EPA 3010								
Iron	**132**	ug/L	50.0	24.0	1	05/19/14 17:20	05/21/14 19:03	7439-89-6	
Manganese	**504**	ug/L	5.0	2.5	1	05/19/14 17:20	05/21/14 19:03	7439-96-5	
8260 MSV	Analytical Method: EPA 5030B/8260								
Acetone	ND	ug/L	10.0	1.9	1		05/16/14 23:17	67-64-1	
Benzene	**0.12J**	ug/L	5.0	0.060	1		05/16/14 23:17	71-43-2	
Bromodichloromethane	ND	ug/L	5.0	0.19	1		05/16/14 23:17	75-27-4	
Bromoform	**0.59J**	ug/L	5.0	0.070	1		05/16/14 23:17	75-25-2	
Bromomethane	ND	ug/L	7.0	0.16	1		05/16/14 23:17	74-83-9	
2-Butanone (MEK)	ND	ug/L	10.0	0.59	1		05/16/14 23:17	78-93-3	
Carbon disulfide	ND	ug/L	10.0	0.12	1		05/16/14 23:17	75-15-0	L1
Carbon tetrachloride	ND	ug/L	5.0	0.18	1		05/16/14 23:17	56-23-5	
Chlorobenzene	ND	ug/L	5.0	0.21	1		05/16/14 23:17	108-90-7	
Chloroethane	ND	ug/L	10.0	0.15	1		05/16/14 23:17	75-00-3	
Chloroform	**0.23J**	ug/L	5.0	0.14	1		05/16/14 23:17	67-66-3	
Chloromethane	ND	ug/L	10.0	0.080	1		05/16/14 23:17	74-87-3	
Dibromochloromethane	ND	ug/L	5.0	0.21	1		05/16/14 23:17	124-48-1	
1,1-Dichloroethane	ND	ug/L	2.4	0.050	1		05/16/14 23:17	75-34-3	
1,2-Dichloroethane	ND	ug/L	5.0	0.12	1		05/16/14 23:17	107-06-2	
1,1-Dichloroethene	ND	ug/L	5.0	0.20	1		05/16/14 23:17	75-35-4	
cis-1,2-Dichloroethene	ND	ug/L	5.0	0.080	1		05/16/14 23:17	156-59-2	
trans-1,2-Dichloroethene	ND	ug/L	5.0	0.20	1		05/16/14 23:17	156-60-5	
1,2-Dichloropropane	ND	ug/L	5.0	0.16	1		05/16/14 23:17	78-87-5	
cis-1,3-Dichloropropene	ND	ug/L	1.0	0.14	1		05/16/14 23:17	10061-01-5	
trans-1,3-Dichloropropene	ND	ug/L	1.0	0.12	1		05/16/14 23:17	10061-02-6	
Ethylbenzene	ND	ug/L	5.0	0.18	1		05/16/14 23:17	100-41-4	
2-Hexanone	ND	ug/L	10.0	1.2	1		05/16/14 23:17	591-78-6	
Methylene chloride	ND	ug/L	5.0	0.15	1		05/16/14 23:17	75-09-2	
4-Methyl-2-pentanone (MIBK)	ND	ug/L	10.0	0.42	1		05/16/14 23:17	108-10-1	
Styrene	ND	ug/L	5.0	0.12	1		05/16/14 23:17	100-42-5	
1,1,2,2-Tetrachloroethane	ND	ug/L	1.0	0.15	1		05/16/14 23:17	79-34-5	
Tetrachloroethene	ND	ug/L	5.0	0.10	1		05/16/14 23:17	127-18-4	
Toluene	ND	ug/L	5.0	0.17	1		05/16/14 23:17	108-88-3	
1,1,1-Trichloroethane	ND	ug/L	5.0	0.11	1		05/16/14 23:17	71-55-6	
1,1,2-Trichloroethane	ND	ug/L	5.0	0.20	1		05/16/14 23:17	79-00-5	
Trichloroethene	**24.2**	ug/L	5.0	0.17	1		05/16/14 23:17	79-01-6	
Vinyl chloride	ND	ug/L	2.0	0.13	1		05/16/14 23:17	75-01-4	L1
Xylene (Total)	ND	ug/L	5.0	0.42	1		05/16/14 23:17	1330-20-7	
Surrogates									
4-Bromofluorobenzene (S)	101	%	80-120		1		05/16/14 23:17	460-00-4	
1,2-Dichloroethane-d4 (S)	101	%	80-120		1		05/16/14 23:17	17060-07-0	
Toluene-d8 (S)	100	%	80-120		1		05/16/14 23:17	2037-26-5	
Preservation pH	**1.0**		0.10	0.10	1		05/16/14 23:17		

REPORT OF LABORATORY ANALYSIS

This report shall not be reproduced, except in full,
without the written consent of Pace Analytical Services, Inc..

Pace Analytical Services, Inc.
9608 Loiret Blvd.
Lenexa, KS 66219
(913)599-5665

ANALYTICAL RESULTS

Project: FORT SMITH, AR
Pace Project No.: 60169189

Sample: IW-80-201405 **Lab ID: 60169189006** Collected: 05/13/14 12:20 Received: 05/14/14 08:20 Matrix: Water

Parameters	Results	Units	Report Limit	MDL	DF	Prepared	Analyzed	CAS No.	Qual
2320B Alkalinity	Analytical Method: SM 2320B								
Alkalinity,Bicarbonate (CaCO3)	**94.2**	mg/L	20.0	1.9	1		05/19/14 12:47		
Alkalinity, Carbonate (CaCO3)	ND	mg/L	20.0	1.9	1		05/19/14 12:47		
Alkalinity, Total as CaCO3	**94.2**	mg/L	20.0	1.9	1		05/19/14 12:47		
Iron, Ferric (Calculation)	Analytical Method: SM 3500-Fe B#4								
Iron, Ferric	**0.13J**	mg/L	0.20		1		05/28/14 00:00	7439-89-6	
4500H+ pH, Electrometric	Analytical Method: SM 4500-H+B								
pH at 25 Degrees C	**5.9**	Std. Units	0.10	0.10	1		05/22/14 00:00		1e,H6
4500S2D Sulfide, Total	Analytical Method: SM 4500-S-2 D								
Sulfide, Total	ND	mg/L	0.050	0.0096	1		05/20/14 13:33	18496-25-8	
300.0 IC Anions 28 Days	Analytical Method: EPA 300.0								
Chloride	**137**	mg/L	10.0	0.62	10		05/25/14 12:15	16887-00-6	
Sulfate	**10.2**	mg/L	1.0	0.50	1		05/23/14 16:28	14808-79-8	
350.1 Ammonia	Analytical Method: EPA 350.1								
Nitrogen, Ammonia	ND	mg/L	0.10	0.014	1		05/17/14 09:20	7664-41-7	
353.2 Nitrogen, NO2/NO3 unpres	Analytical Method: EPA 353.2								
Nitrogen, Nitrate	**0.22**	mg/L	0.10	0.031	1		05/14/14 14:25		
Nitrogen, Nitrite	ND	mg/L	0.10	0.031	1		05/14/14 14:25		
Nitrogen, NO2 plus NO3	**0.22**	mg/L	0.10	0.013	1		05/14/14 14:25		
Total Carbon Dioxide Calc	Analytical Method: SM 4500-CO2 D								
Carbon Dioxide Calculation	**315**	mg/L			1		05/23/14 00:00		
5310C TOC	Analytical Method: SM 5310C								
Total Organic Carbon	ND	mg/L	1.0	0.50	1		05/21/14 10:44	7440-44-0	
SM4500P-E, Total Phosphorus	Analytical Method: SM 4500-P E Preparation Method: SM4500-P B								
Phosphate as P04	**0.35**	mg/L	0.030	0.015	1	05/22/14 08:58	05/22/14 13:33		

REPORT OF LABORATORY ANALYSIS

This report shall not be reproduced, except in full,
without the written consent of Pace Analytical Services, Inc..

Pace Analytical Services, Inc.
9608 Loiret Blvd.
Lenexa, KS 66219
(913)599-5665

ANALYTICAL RESULTS

Project: FORT SMITH, AR
Pace Project No.: 60169189

Sample: MW-32-201405 **Lab ID: 60169189007** Collected: 05/13/14 15:35 Received: 05/14/14 08:20 Matrix: Water

Parameters	Results	Units	Report Limit	MDL	DF	Prepared	Analyzed	CAS No.	Qual
Alcohol by Direct Inject GCFID	Analytical Method: EPA 8015 - Alcohol								
2-Chloroethanol	ND	ug/L	10000	1190	1		05/19/14 20:51	107-07-3	
6010 MET ICP	Analytical Method: EPA 6010 Preparation Method: EPA 3010								
Iron	**184**	ug/L	50.0	24.0	1	05/19/14 17:20	05/21/14 19:06	7439-89-6	
Manganese	**422**	ug/L	5.0	2.5	1	05/19/14 17:20	05/21/14 19:06	7439-96-5	
8260 MSV	Analytical Method: EPA 5030B/8260								
Acetone	ND	ug/L	10.0	1.9	1		05/19/14 21:50	67-64-1	
Benzene	ND	ug/L	5.0	0.060	1		05/19/14 21:50	71-43-2	
Bromodichloromethane	ND	ug/L	5.0	0.19	1		05/19/14 21:50	75-27-4	
Bromoform	ND	ug/L	5.0	0.070	1		05/19/14 21:50	75-25-2	
Bromomethane	ND	ug/L	7.0	0.16	1		05/19/14 21:50	74-83-9	
2-Butanone (MEK)	ND	ug/L	10.0	0.59	1		05/19/14 21:50	78-93-3	
Carbon disulfide	ND	ug/L	10.0	0.12	1		05/19/14 21:50	75-15-0	
Carbon tetrachloride	ND	ug/L	5.0	0.18	1		05/19/14 21:50	56-23-5	
Chlorobenzene	ND	ug/L	5.0	0.21	1		05/19/14 21:50	108-90-7	
Chloroethane	ND	ug/L	10.0	0.15	1		05/19/14 21:50	75-00-3	
Chloroform	ND	ug/L	5.0	0.14	1		05/19/14 21:50	67-66-3	
Chloromethane	ND	ug/L	10.0	0.080	1		05/19/14 21:50	74-87-3	
Dibromochloromethane	ND	ug/L	5.0	0.21	1		05/19/14 21:50	124-48-1	
1,1-Dichloroethane	ND	ug/L	2.4	0.050	1		05/19/14 21:50	75-34-3	
1,2-Dichloroethane	ND	ug/L	5.0	0.12	1		05/19/14 21:50	107-06-2	
1,1-Dichloroethene	**0.22J**	ug/L	5.0	0.20	1		05/19/14 21:50	75-35-4	
cis-1,2-Dichloroethene	**0.19J**	ug/L	5.0	0.080	1		05/19/14 21:50	156-59-2	
trans-1,2-Dichloroethene	ND	ug/L	5.0	0.20	1		05/19/14 21:50	156-60-5	
1,2-Dichloropropane	ND	ug/L	5.0	0.16	1		05/19/14 21:50	78-87-5	
cis-1,3-Dichloropropene	ND	ug/L	1.0	0.14	1		05/19/14 21:50	10061-01-5	
trans-1,3-Dichloropropene	ND	ug/L	1.0	0.12	1		05/19/14 21:50	10061-02-6	
Ethylbenzene	ND	ug/L	5.0	0.18	1		05/19/14 21:50	100-41-4	
2-Hexanone	ND	ug/L	10.0	1.2	1		05/19/14 21:50	591-78-6	
Methylene chloride	ND	ug/L	5.0	0.15	1		05/19/14 21:50	75-09-2	
4-Methyl-2-pentanone (MIBK)	ND	ug/L	10.0	0.42	1		05/19/14 21:50	108-10-1	
Styrene	ND	ug/L	5.0	0.12	1		05/19/14 21:50	100-42-5	
1,1,2,2-Tetrachloroethane	ND	ug/L	1.0	0.15	1		05/19/14 21:50	79-34-5	
Tetrachloroethene	ND	ug/L	5.0	0.10	1		05/19/14 21:50	127-18-4	
Toluene	ND	ug/L	5.0	0.17	1		05/19/14 21:50	108-88-3	
1,1,1-Trichloroethane	ND	ug/L	5.0	0.11	1		05/19/14 21:50	71-55-6	
1,1,2-Trichloroethane	ND	ug/L	5.0	0.20	1		05/19/14 21:50	79-00-5	
Trichloroethene	**33.1**	ug/L	5.0	0.17	1		05/19/14 21:50	79-01-6	
Vinyl chloride	ND	ug/L	2.0	0.13	1		05/19/14 21:50	75-01-4	
Xylene (Total)	ND	ug/L	5.0	0.42	1		05/19/14 21:50	1330-20-7	
Surrogates									
4-Bromofluorobenzene (S)	98	%	80-120		1		05/19/14 21:50	460-00-4	
1,2-Dichloroethane-d4 (S)	99	%	80-120		1		05/19/14 21:50	17060-07-0	
Toluene-d8 (S)	98	%	80-120		1		05/19/14 21:50	2037-26-5	
Preservation pH	**1.0**		0.10	0.10	1		05/19/14 21:50		

REPORT OF LABORATORY ANALYSIS

This report shall not be reproduced, except in full,
without the written consent of Pace Analytical Services, Inc..

Pace Analytical Services, Inc.
9608 Loiret Blvd.
Lenexa, KS 66219
(913)599-5665

ANALYTICAL RESULTS

Project: FORT SMITH, AR
Pace Project No.: 60169189

Sample: MW-32-201405 **Lab ID: 60169189007** Collected: 05/13/14 15:35 Received: 05/14/14 08:20 Matrix: Water

Parameters	Results	Units	Report Limit	MDL	DF	Prepared	Analyzed	CAS No.	Qual
2320B Alkalinity	Analytical Method: SM 2320B								
Alkalinity,Bicarbonate (CaCO3)	**8.1J**	mg/L	20.0	1.9	1		05/19/14 13:01		
Alkalinity, Carbonate (CaCO3)	ND	mg/L	20.0	1.9	1		05/19/14 13:01		
Alkalinity, Total as CaCO3	**8.1J**	mg/L	20.0	1.9	1		05/19/14 13:01		
Iron, Ferric (Calculation)	Analytical Method: SM 3500-Fe B#4								
Iron, Ferric	**0.0J**	mg/L	0.20		1		05/28/14 00:00	7439-89-6	
4500H+ pH, Electrometric	Analytical Method: SM 4500-H+B								
pH at 25 Degrees C	**4.6**	Std. Units	0.10	0.10	1		05/22/14 00:00		1e,H6
4500S2D Sulfide, Total	Analytical Method: SM 4500-S-2 D								
Sulfide, Total	ND	mg/L	0.050	0.0096	1		05/20/14 13:33	18496-25-8	
300.0 IC Anions 28 Days	Analytical Method: EPA 300.0								
Chloride	**337**	mg/L	50.0	3.1	50		05/25/14 12:29	16887-00-6	
Sulfate	**6.3**	mg/L	1.0	0.50	1		05/23/14 16:43	14808-79-8	
350.1 Ammonia	Analytical Method: EPA 350.1								
Nitrogen, Ammonia	ND	mg/L	0.10	0.014	1		05/17/14 09:24	7664-41-7	
353.2 Nitrogen, NO2/NO3 unpres	Analytical Method: EPA 353.2								
Nitrogen, Nitrate	**0.19**	mg/L	0.10	0.031	1		05/14/14 14:26		
Nitrogen, Nitrite	ND	mg/L	0.10	0.031	1		05/14/14 14:26		
Nitrogen, NO2 plus NO3	**0.19**	mg/L	0.10	0.013	1		05/14/14 14:26		
Total Carbon Dioxide Calc	Analytical Method: SM 4500-CO2 D								
Carbon Dioxide Calculation	**0.0**	mg/L			1		05/23/14 00:00		
5310C TOC	Analytical Method: SM 5310C								
Total Organic Carbon	ND	mg/L	1.0	0.50	1		05/21/14 20:30	7440-44-0	
SM4500P-E, Total Phosphorus	Analytical Method: SM 4500-P E Preparation Method: SM4500-P B								
Phosphate as P04	**0.032**	mg/L	0.030	0.015	1	05/22/14 08:58	05/22/14 13:33		

REPORT OF LABORATORY ANALYSIS

This report shall not be reproduced, except in full,
without the written consent of Pace Analytical Services, Inc..

Pace Analytical Services, Inc.
9608 Loiret Blvd.
Lenexa, KS 66219
(913)599-5665

ANALYTICAL RESULTS

Project: FORT SMITH, AR
Pace Project No.: 60169189

Sample: MW-34-201405 **Lab ID: 60169189008** Collected: 05/13/14 15:35 Received: 05/14/14 08:20 Matrix: Water

Parameters	Results	Units	Report Limit	MDL	DF	Prepared	Analyzed	CAS No.	Qual
Alcohol by Direct Inject GCFID	Analytical Method: EPA 8015 - Alcohol								
2-Chloroethanol	ND	ug/L	10000	1190	1		05/19/14 21:03	107-07-3	
6010 MET ICP	Analytical Method: EPA 6010 Preparation Method: EPA 3010								
Iron	**307**	ug/L	50.0	24.0	1	05/19/14 17:20	05/21/14 19:10	7439-89-6	
Manganese	**158**	ug/L	5.0	2.5	1	05/19/14 17:20	05/21/14 19:10	7439-96-5	
8260 MSV	Analytical Method: EPA 5030B/8260								
Acetone	ND	ug/L	10.0	1.9	1		05/19/14 22:04	67-64-1	
Benzene	ND	ug/L	5.0	0.060	1		05/19/14 22:04	71-43-2	
Bromodichloromethane	ND	ug/L	5.0	0.19	1		05/19/14 22:04	75-27-4	
Bromoform	ND	ug/L	5.0	0.070	1		05/19/14 22:04	75-25-2	
Bromomethane	ND	ug/L	7.0	0.16	1		05/19/14 22:04	74-83-9	
2-Butanone (MEK)	ND	ug/L	10.0	0.59	1		05/19/14 22:04	78-93-3	
Carbon disulfide	ND	ug/L	10.0	0.12	1		05/19/14 22:04	75-15-0	
Carbon tetrachloride	ND	ug/L	5.0	0.18	1		05/19/14 22:04	56-23-5	
Chlorobenzene	ND	ug/L	5.0	0.21	1		05/19/14 22:04	108-90-7	
Chloroethane	ND	ug/L	10.0	0.15	1		05/19/14 22:04	75-00-3	
Chloroform	ND	ug/L	5.0	0.14	1		05/19/14 22:04	67-66-3	
Chloromethane	ND	ug/L	10.0	0.080	1		05/19/14 22:04	74-87-3	M1
Dibromochloromethane	ND	ug/L	5.0	0.21	1		05/19/14 22:04	124-48-1	
1,1-Dichloroethane	ND	ug/L	2.4	0.050	1		05/19/14 22:04	75-34-3	
1,2-Dichloroethane	ND	ug/L	5.0	0.12	1		05/19/14 22:04	107-06-2	
1,1-Dichloroethene	ND	ug/L	5.0	0.20	1		05/19/14 22:04	75-35-4	
cis-1,2-Dichloroethene	ND	ug/L	5.0	0.080	1		05/19/14 22:04	156-59-2	
trans-1,2-Dichloroethene	ND	ug/L	5.0	0.20	1		05/19/14 22:04	156-60-5	
1,2-Dichloropropane	ND	ug/L	5.0	0.16	1		05/19/14 22:04	78-87-5	
cis-1,3-Dichloropropene	ND	ug/L	1.0	0.14	1		05/19/14 22:04	10061-01-5	
trans-1,3-Dichloropropene	ND	ug/L	1.0	0.12	1		05/19/14 22:04	10061-02-6	
Ethylbenzene	ND	ug/L	5.0	0.18	1		05/19/14 22:04	100-41-4	
2-Hexanone	ND	ug/L	10.0	1.2	1		05/19/14 22:04	591-78-6	
Methylene chloride	ND	ug/L	5.0	0.15	1		05/19/14 22:04	75-09-2	
4-Methyl-2-pentanone (MIBK)	ND	ug/L	10.0	0.42	1		05/19/14 22:04	108-10-1	
Styrene	ND	ug/L	5.0	0.12	1		05/19/14 22:04	100-42-5	
1,1,2,2-Tetrachloroethane	ND	ug/L	1.0	0.15	1		05/19/14 22:04	79-34-5	
Tetrachloroethene	ND	ug/L	5.0	0.10	1		05/19/14 22:04	127-18-4	
Toluene	ND	ug/L	5.0	0.17	1		05/19/14 22:04	108-88-3	
1,1,1-Trichloroethane	ND	ug/L	5.0	0.11	1		05/19/14 22:04	71-55-6	
1,1,2-Trichloroethane	ND	ug/L	5.0	0.20	1		05/19/14 22:04	79-00-5	
Trichloroethene	**19.9**	ug/L	5.0	0.17	1		05/19/14 22:04	79-01-6	
Vinyl chloride	ND	ug/L	2.0	0.13	1		05/19/14 22:04	75-01-4	
Xylene (Total)	ND	ug/L	5.0	0.42	1		05/19/14 22:04	1330-20-7	
Surrogates									
4-Bromofluorobenzene (S)	95	%	80-120		1		05/19/14 22:04	460-00-4	
1,2-Dichloroethane-d4 (S)	103	%	80-120		1		05/19/14 22:04	17060-07-0	
Toluene-d8 (S)	99	%	80-120		1		05/19/14 22:04	2037-26-5	
Preservation pH	**1.0**		0.10	0.10	1		05/19/14 22:04		

REPORT OF LABORATORY ANALYSIS

This report shall not be reproduced, except in full,
without the written consent of Pace Analytical Services, Inc..

Pace Analytical Services, Inc.
9608 Loiret Blvd.
Lenexa, KS 66219
(913)599-5665

ANALYTICAL RESULTS

Project: FORT SMITH, AR
Pace Project No.: 60169189

Sample: MW-34-201405 **Lab ID: 60169189008** Collected: 05/13/14 15:35 Received: 05/14/14 08:20 Matrix: Water

Parameters	Results	Units	Report Limit	MDL	DF	Prepared	Analyzed	CAS No.	Qual
2320B Alkalinity	Analytical Method: SM 2320B								
Alkalinity,Bicarbonate (CaCO3)	**11.9J**	mg/L	20.0	1.9	1		05/19/14 13:04		
Alkalinity, Carbonate (CaCO3)	ND	mg/L	20.0	1.9	1		05/19/14 13:04		
Alkalinity, Total as CaCO3	**11.9J**	mg/L	20.0	1.9	1		05/19/14 13:04		
Iron, Ferric (Calculation)	Analytical Method: SM 3500-Fe B#4								
Iron, Ferric	**0.31**	mg/L	0.20		1		05/28/14 00:00	7439-89-6	
4500H+ pH, Electrometric	Analytical Method: SM 4500-H+B								
pH at 25 Degrees C	**4.9**	Std. Units	0.10	0.10	1		05/22/14 00:00		1e,H6
4500S2D Sulfide, Total	Analytical Method: SM 4500-S-2 D								
Sulfide, Total	ND	mg/L	0.050	0.0096	1		05/20/14 13:33	18496-25-8	
300.0 IC Anions 28 Days	Analytical Method: EPA 300.0								
Chloride	**208**	mg/L	20.0	1.2	20		05/25/14 13:12	16887-00-6	
Sulfate	**7.9**	mg/L	1.0	0.098	1		05/25/14 12:43	14808-79-8	
350.1 Ammonia	Analytical Method: EPA 350.1								
Nitrogen, Ammonia	ND	mg/L	0.10	0.014	1		05/17/14 09:27	7664-41-7	M1
353.2 Nitrogen, NO2/NO3 unpres	Analytical Method: EPA 353.2								
Nitrogen, Nitrate	**0.23**	mg/L	0.10	0.031	1		05/14/14 14:27		
Nitrogen, Nitrite	ND	mg/L	0.10	0.031	1		05/14/14 14:27		
Nitrogen, NO2 plus NO3	**0.23**	mg/L	0.10	0.013	1		05/14/14 14:27		
Total Carbon Dioxide Calc	Analytical Method: SM 4500-CO2 D								
Carbon Dioxide Calculation	**0.0**	mg/L			1		05/23/14 00:00		
5310C TOC	Analytical Method: SM 5310C								
Total Organic Carbon	ND	mg/L	1.0	0.50	1		05/21/14 11:03	7440-44-0	M1
SM4500P-E, Total Phosphorus	Analytical Method: SM 4500-P E Preparation Method: SM4500-P B								
Phosphate as P04	**0.028J**	mg/L	0.030	0.015	1	05/22/14 08:58	05/22/14 13:31		

REPORT OF LABORATORY ANALYSIS

This report shall not be reproduced, except in full,
without the written consent of Pace Analytical Services, Inc..

Pace Analytical Services, Inc.
9608 Loiret Blvd.
Lenexa, KS 66219
(913)599-5665

ANALYTICAL RESULTS

Project: FORT SMITH, AR
Pace Project No.: 60169189

Sample: MW-39-201405 **Lab ID: 60169189009** Collected: 05/13/14 10:10 Received: 05/14/14 08:20 Matrix: Water

Parameters	Results	Units	Report Limit	MDL	DF	Prepared	Analyzed	CAS No.	Qual
Alcohol by Direct Inject GCFID	Analytical Method: EPA 8015 - Alcohol								
2-Chloroethanol	ND	ug/L	10000	1190	1		05/19/14 21:14	107-07-3	
6010 MET ICP	Analytical Method: EPA 6010 Preparation Method: EPA 3010								
Iron	**32.9J**	ug/L	50.0	24.0	1	05/19/14 17:20	05/21/14 19:19	7439-89-6	
Manganese	**492**	ug/L	5.0	2.5	1	05/19/14 17:20	05/21/14 19:19	7439-96-5	
8260 MSV	Analytical Method: EPA 5030B/8260								
Acetone	ND	ug/L	10.0	1.9	1		05/19/14 22:19	67-64-1	
Benzene	ND	ug/L	5.0	0.060	1		05/19/14 22:19	71-43-2	
Bromodichloromethane	ND	ug/L	5.0	0.19	1		05/19/14 22:19	75-27-4	
Bromoform	ND	ug/L	5.0	0.070	1		05/19/14 22:19	75-25-2	
Bromomethane	ND	ug/L	7.0	0.16	1		05/19/14 22:19	74-83-9	
2-Butanone (MEK)	ND	ug/L	10.0	0.59	1		05/19/14 22:19	78-93-3	
Carbon disulfide	ND	ug/L	10.0	0.12	1		05/19/14 22:19	75-15-0	
Carbon tetrachloride	ND	ug/L	5.0	0.18	1		05/19/14 22:19	56-23-5	
Chlorobenzene	ND	ug/L	5.0	0.21	1		05/19/14 22:19	108-90-7	
Chloroethane	ND	ug/L	10.0	0.15	1		05/19/14 22:19	75-00-3	
Chloroform	ND	ug/L	5.0	0.14	1		05/19/14 22:19	67-66-3	
Chloromethane	ND	ug/L	10.0	0.080	1		05/19/14 22:19	74-87-3	
Dibromochloromethane	ND	ug/L	5.0	0.21	1		05/19/14 22:19	124-48-1	
1,1-Dichloroethane	ND	ug/L	2.4	0.050	1		05/19/14 22:19	75-34-3	
1,2-Dichloroethane	ND	ug/L	5.0	0.12	1		05/19/14 22:19	107-06-2	
1,1-Dichloroethene	ND	ug/L	5.0	0.20	1		05/19/14 22:19	75-35-4	
cis-1,2-Dichloroethene	ND	ug/L	5.0	0.080	1		05/19/14 22:19	156-59-2	
trans-1,2-Dichloroethene	ND	ug/L	5.0	0.20	1		05/19/14 22:19	156-60-5	
1,2-Dichloropropane	ND	ug/L	5.0	0.16	1		05/19/14 22:19	78-87-5	
cis-1,3-Dichloropropene	ND	ug/L	1.0	0.14	1		05/19/14 22:19	10061-01-5	
trans-1,3-Dichloropropene	ND	ug/L	1.0	0.12	1		05/19/14 22:19	10061-02-6	
Ethylbenzene	ND	ug/L	5.0	0.18	1		05/19/14 22:19	100-41-4	
2-Hexanone	ND	ug/L	10.0	1.2	1		05/19/14 22:19	591-78-6	
Methylene chloride	ND	ug/L	5.0	0.15	1		05/19/14 22:19	75-09-2	
4-Methyl-2-pentanone (MIBK)	ND	ug/L	10.0	0.42	1		05/19/14 22:19	108-10-1	
Styrene	ND	ug/L	5.0	0.12	1		05/19/14 22:19	100-42-5	
1,1,2,2-Tetrachloroethane	ND	ug/L	1.0	0.15	1		05/19/14 22:19	79-34-5	
Tetrachloroethene	ND	ug/L	5.0	0.10	1		05/19/14 22:19	127-18-4	
Toluene	ND	ug/L	5.0	0.17	1		05/19/14 22:19	108-88-3	
1,1,1-Trichloroethane	ND	ug/L	5.0	0.11	1		05/19/14 22:19	71-55-6	
1,1,2-Trichloroethane	ND	ug/L	5.0	0.20	1		05/19/14 22:19	79-00-5	
Trichloroethene	**0.23J**	ug/L	5.0	0.17	1		05/19/14 22:19	79-01-6	
Vinyl chloride	ND	ug/L	2.0	0.13	1		05/19/14 22:19	75-01-4	
Xylene (Total)	ND	ug/L	5.0	0.42	1		05/19/14 22:19	1330-20-7	
Surrogates									
4-Bromofluorobenzene (S)	97	%	80-120		1		05/19/14 22:19	460-00-4	
1,2-Dichloroethane-d4 (S)	100	%	80-120		1		05/19/14 22:19	17060-07-0	
Toluene-d8 (S)	97	%	80-120		1		05/19/14 22:19	2037-26-5	
Preservation pH	**1.0**		0.10	0.10	1		05/19/14 22:19		

REPORT OF LABORATORY ANALYSIS

This report shall not be reproduced, except in full,
without the written consent of Pace Analytical Services, Inc..

Pace Analytical Services, Inc.
9608 Loiret Blvd.
Lenexa, KS 66219
(913)599-5665

ANALYTICAL RESULTS

Project: FORT SMITH, AR
Pace Project No.: 60169189

Sample: MW-39-201405 **Lab ID: 60169189009** Collected: 05/13/14 10:10 Received: 05/14/14 08:20 Matrix: Water

Parameters	Results	Units	Report Limit	MDL	DF	Prepared	Analyzed	CAS No.	Qual
2320B Alkalinity	Analytical Method: SM 2320B								
Alkalinity,Bicarbonate (CaCO3)	**12.7J**	mg/L	20.0	1.9	1		05/19/14 13:11		
Alkalinity, Carbonate (CaCO3)	ND	mg/L	20.0	1.9	1		05/19/14 13:11		
Alkalinity, Total as CaCO3	**12.7J**	mg/L	20.0	1.9	1		05/19/14 13:11		
Iron, Ferric (Calculation)	Analytical Method: SM 3500-Fe B#4								
Iron, Ferric	**0.0J**	mg/L	0.20		1		05/28/14 00:00	7439-89-6	
4500H+ pH, Electrometric	Analytical Method: SM 4500-H+B								
pH at 25 Degrees C	**4.8**	Std. Units	0.10	0.10	1		05/22/14 00:00		1e,H6
4500S2D Sulfide, Total	Analytical Method: SM 4500-S-2 D								
Sulfide, Total	ND	mg/L	0.050	0.0096	1		05/20/14 13:34	18496-25-8	
300.0 IC Anions 28 Days	Analytical Method: EPA 300.0								
Chloride	**320**	mg/L	50.0	3.1	50		05/25/14 13:55	16887-00-6	
Sulfate	**10.3**	mg/L	1.0	0.098	1		05/25/14 13:41	14808-79-8	
350.1 Ammonia	Analytical Method: EPA 350.1								
Nitrogen, Ammonia	ND	mg/L	0.10	0.014	1		05/17/14 09:29	7664-41-7	
353.2 Nitrogen, NO2/NO3 unpres	Analytical Method: EPA 353.2								
Nitrogen, Nitrate	ND	mg/L	0.10	0.031	1		05/14/14 14:30		
Nitrogen, Nitrite	ND	mg/L	0.10	0.031	1		05/14/14 14:30		
Nitrogen, NO2 plus NO3	**0.024J**	mg/L	0.10	0.013	1		05/14/14 14:30		
Total Carbon Dioxide Calc	Analytical Method: SM 4500-CO2 D								
Carbon Dioxide Calculation	**0.0**	mg/L			1		05/23/14 00:00		
5310C TOC	Analytical Method: SM 5310C								
Total Organic Carbon	ND	mg/L	1.0	0.50	1		05/21/14 11:42	7440-44-0	
SM4500P-E, Total Phosphorus	Analytical Method: SM 4500-P E Preparation Method: SM4500-P B								
Phosphate as P04	**0.032**	mg/L	0.030	0.015	1	05/22/14 08:58	05/22/14 13:34		

REPORT OF LABORATORY ANALYSIS

This report shall not be reproduced, except in full,
without the written consent of Pace Analytical Services, Inc..

Pace Analytical Services, Inc.
9608 Loiret Blvd.
Lenexa, KS 66219
(913)599-5665

ANALYTICAL RESULTS

Project: FORT SMITH, AR
Pace Project No.: 60169189

Sample: MW-50-201405 **Lab ID: 60169189010** Collected: 05/13/14 17:10 Received: 05/14/14 08:20 Matrix: Water

Parameters	Results	Units	Report Limit	MDL	DF	Prepared	Analyzed	CAS No.	Qual
Alcohol by Direct Inject GCFID	Analytical Method: EPA 8015 - Alcohol								
2-Chloroethanol	ND	ug/L	10000	1190	1		05/19/14 21:25	107-07-3	
6010 MET ICP	Analytical Method: EPA 6010 Preparation Method: EPA 3010								
Iron	**1330**	ug/L	50.0	24.0	1	05/19/14 17:20	05/21/14 19:22	7439-89-6	
Manganese	**223**	ug/L	5.0	2.5	1	05/19/14 17:20	05/21/14 19:22	7439-96-5	
8260 MSV	Analytical Method: EPA 5030B/8260								
Acetone	ND	ug/L	10.0	1.9	1		05/19/14 22:33	67-64-1	
Benzene	ND	ug/L	5.0	0.060	1		05/19/14 22:33	71-43-2	
Bromodichloromethane	ND	ug/L	5.0	0.19	1		05/19/14 22:33	75-27-4	
Bromoform	ND	ug/L	5.0	0.070	1		05/19/14 22:33	75-25-2	
Bromomethane	ND	ug/L	7.0	0.16	1		05/19/14 22:33	74-83-9	
2-Butanone (MEK)	ND	ug/L	10.0	0.59	1		05/19/14 22:33	78-93-3	
Carbon disulfide	ND	ug/L	10.0	0.12	1		05/19/14 22:33	75-15-0	
Carbon tetrachloride	ND	ug/L	5.0	0.18	1		05/19/14 22:33	56-23-5	
Chlorobenzene	ND	ug/L	5.0	0.21	1		05/19/14 22:33	108-90-7	
Chloroethane	ND	ug/L	10.0	0.15	1		05/19/14 22:33	75-00-3	
Chloroform	ND	ug/L	5.0	0.14	1		05/19/14 22:33	67-66-3	
Chloromethane	ND	ug/L	10.0	0.080	1		05/19/14 22:33	74-87-3	
Dibromochloromethane	ND	ug/L	5.0	0.21	1		05/19/14 22:33	124-48-1	
1,1-Dichloroethane	ND	ug/L	2.4	0.050	1		05/19/14 22:33	75-34-3	
1,2-Dichloroethane	ND	ug/L	5.0	0.12	1		05/19/14 22:33	107-06-2	
1,1-Dichloroethene	ND	ug/L	5.0	0.20	1		05/19/14 22:33	75-35-4	
cis-1,2-Dichloroethene	ND	ug/L	5.0	0.080	1		05/19/14 22:33	156-59-2	
trans-1,2-Dichloroethene	ND	ug/L	5.0	0.20	1		05/19/14 22:33	156-60-5	
1,2-Dichloropropane	ND	ug/L	5.0	0.16	1		05/19/14 22:33	78-87-5	
cis-1,3-Dichloropropene	ND	ug/L	1.0	0.14	1		05/19/14 22:33	10061-01-5	
trans-1,3-Dichloropropene	ND	ug/L	1.0	0.12	1		05/19/14 22:33	10061-02-6	
Ethylbenzene	ND	ug/L	5.0	0.18	1		05/19/14 22:33	100-41-4	
2-Hexanone	ND	ug/L	10.0	1.2	1		05/19/14 22:33	591-78-6	
Methylene chloride	ND	ug/L	5.0	0.15	1		05/19/14 22:33	75-09-2	
4-Methyl-2-pentanone (MIBK)	ND	ug/L	10.0	0.42	1		05/19/14 22:33	108-10-1	
Styrene	ND	ug/L	5.0	0.12	1		05/19/14 22:33	100-42-5	
1,1,2,2-Tetrachloroethane	ND	ug/L	1.0	0.15	1		05/19/14 22:33	79-34-5	
Tetrachloroethene	ND	ug/L	5.0	0.10	1		05/19/14 22:33	127-18-4	
Toluene	ND	ug/L	5.0	0.17	1		05/19/14 22:33	108-88-3	
1,1,1-Trichloroethane	ND	ug/L	5.0	0.11	1		05/19/14 22:33	71-55-6	
1,1,2-Trichloroethane	ND	ug/L	5.0	0.20	1		05/19/14 22:33	79-00-5	
Trichloroethene	ND	ug/L	5.0	0.17	1		05/19/14 22:33	79-01-6	
Vinyl chloride	ND	ug/L	2.0	0.13	1		05/19/14 22:33	75-01-4	
Xylene (Total)	ND	ug/L	5.0	0.42	1		05/19/14 22:33	1330-20-7	
Surrogates									
4-Bromofluorobenzene (S)	98	%	80-120		1		05/19/14 22:33	460-00-4	
1,2-Dichloroethane-d4 (S)	109	%	80-120		1		05/19/14 22:33	17060-07-0	
Toluene-d8 (S)	95	%	80-120		1		05/19/14 22:33	2037-26-5	
Preservation pH	**1.0**		0.10	0.10	1		05/19/14 22:33		

REPORT OF LABORATORY ANALYSIS

This report shall not be reproduced, except in full,
without the written consent of Pace Analytical Services, Inc..

Pace Analytical Services, Inc.
9608 Loiret Blvd.
Lenexa, KS 66219
(913)599-5665

ANALYTICAL RESULTS

Project: FORT SMITH, AR
Pace Project No.: 60169189

Sample: MW-50-201405 **Lab ID: 60169189010** Collected: 05/13/14 17:10 Received: 05/14/14 08:20 Matrix: Water

Parameters	Results	Units	Report Limit	MDL	DF	Prepared	Analyzed	CAS No.	Qual
2320B Alkalinity	Analytical Method: SM 2320B								
Alkalinity,Bicarbonate (CaCO3)	**207**	mg/L	20.0	1.9	1		05/19/14 14:12		
Alkalinity, Carbonate (CaCO3)	ND	mg/L	20.0	1.9	1		05/19/14 14:12		
Alkalinity, Total as CaCO3	**207**	mg/L	20.0	1.9	1		05/19/14 14:12		
Iron, Ferric (Calculation)	Analytical Method: SM 3500-Fe B#4								
Iron, Ferric	**0.87**	mg/L	0.20		1		05/28/14 00:00	7439-89-6	
4500H+ pH, Electrometric	Analytical Method: SM 4500-H+B								
pH at 25 Degrees C	**6.4**	Std. Units	0.10	0.10	1		05/21/14 00:00		1e,H6
4500S2D Sulfide, Total	Analytical Method: SM 4500-S-2 D								
Sulfide, Total	ND	mg/L	0.050	0.0096	1		05/20/14 13:34	18496-25-8	
300.0 IC Anions 28 Days	Analytical Method: EPA 300.0								
Chloride	**240**	mg/L	50.0	3.1	50		05/25/14 14:53	16887-00-6	
Sulfate	**1.6**	mg/L	1.0	0.098	1		05/25/14 14:10	14808-79-8	
350.1 Ammonia	Analytical Method: EPA 350.1								
Nitrogen, Ammonia	ND	mg/L	0.10	0.014	1		05/17/14 09:48	7664-41-7	
353.2 Nitrogen, NO2/NO3 unpres	Analytical Method: EPA 353.2								
Nitrogen, Nitrate	ND	mg/L	0.10	0.031	1		05/14/14 14:31		
Nitrogen, Nitrite	ND	mg/L	0.10	0.031	1		05/14/14 14:31		
Nitrogen, NO2 plus NO3	ND	mg/L	0.10	0.013	1		05/14/14 14:31		
Total Carbon Dioxide Calc	Analytical Method: SM 4500-CO2 D								
Carbon Dioxide Calculation	**339**	mg/L			1		05/23/14 00:00		
5310C TOC	Analytical Method: SM 5310C								
Total Organic Carbon	ND	mg/L	1.0	0.50	1		05/21/14 12:02	7440-44-0	
SM4500P-E, Total Phosphorus	Analytical Method: SM 4500-P E Preparation Method: SM4500-P B								
Phosphate as P04	**0.10**	mg/L	0.030	0.015	1	05/22/14 08:58	05/22/14 13:34		

REPORT OF LABORATORY ANALYSIS

This report shall not be reproduced, except in full,
without the written consent of Pace Analytical Services, Inc..

Pace Analytical Services, Inc.
9608 Loiret Blvd.
Lenexa, KS 66219
(913)599-5665

ANALYTICAL RESULTS

Project: FORT SMITH, AR
Pace Project No.: 60169189

Sample: MW-60-201405 **Lab ID: 60169189011** Collected: 05/13/14 16:20 Received: 05/14/14 08:20 Matrix: Water

Parameters	Results	Units	Report Limit	MDL	DF	Prepared	Analyzed	CAS No.	Qual
Alcohol by Direct Inject GCFID	Analytical Method: EPA 8015 - Alcohol								
2-Chloroethanol	ND	ug/L	10000	1190	1		05/19/14 21:36	107-07-3	
6010 MET ICP	Analytical Method: EPA 6010 Preparation Method: EPA 3010								
Iron	**3180**	ug/L	50.0	24.0	1	05/19/14 17:20	05/21/14 19:26	7439-89-6	
Manganese	**946**	ug/L	5.0	2.5	1	05/19/14 17:20	05/21/14 19:26	7439-96-5	
8260 MSV	Analytical Method: EPA 5030B/8260								
Acetone	**2.1J**	ug/L	10.0	1.9	1		05/19/14 22:47	67-64-1	
Benzene	ND	ug/L	5.0	0.060	1		05/19/14 22:47	71-43-2	
Bromodichloromethane	ND	ug/L	5.0	0.19	1		05/19/14 22:47	75-27-4	
Bromoform	ND	ug/L	5.0	0.070	1		05/19/14 22:47	75-25-2	
Bromomethane	ND	ug/L	7.0	0.16	1		05/19/14 22:47	74-83-9	
2-Butanone (MEK)	ND	ug/L	10.0	0.59	1		05/19/14 22:47	78-93-3	
Carbon disulfide	ND	ug/L	10.0	0.12	1		05/19/14 22:47	75-15-0	
Carbon tetrachloride	ND	ug/L	5.0	0.18	1		05/19/14 22:47	56-23-5	
Chlorobenzene	ND	ug/L	5.0	0.21	1		05/19/14 22:47	108-90-7	
Chloroethane	ND	ug/L	10.0	0.15	1		05/19/14 22:47	75-00-3	
Chloroform	ND	ug/L	5.0	0.14	1		05/19/14 22:47	67-66-3	
Chloromethane	ND	ug/L	10.0	0.080	1		05/19/14 22:47	74-87-3	
Dibromochloromethane	ND	ug/L	5.0	0.21	1		05/19/14 22:47	124-48-1	
1,1-Dichloroethane	ND	ug/L	2.4	0.050	1		05/19/14 22:47	75-34-3	
1,2-Dichloroethane	ND	ug/L	5.0	0.12	1		05/19/14 22:47	107-06-2	
1,1-Dichloroethene	ND	ug/L	5.0	0.20	1		05/19/14 22:47	75-35-4	
cis-1,2-Dichloroethene	ND	ug/L	5.0	0.080	1		05/19/14 22:47	156-59-2	
trans-1,2-Dichloroethene	ND	ug/L	5.0	0.20	1		05/19/14 22:47	156-60-5	
1,2-Dichloropropane	ND	ug/L	5.0	0.16	1		05/19/14 22:47	78-87-5	
cis-1,3-Dichloropropene	ND	ug/L	1.0	0.14	1		05/19/14 22:47	10061-01-5	
trans-1,3-Dichloropropene	ND	ug/L	1.0	0.12	1		05/19/14 22:47	10061-02-6	
Ethylbenzene	ND	ug/L	5.0	0.18	1		05/19/14 22:47	100-41-4	
2-Hexanone	ND	ug/L	10.0	1.2	1		05/19/14 22:47	591-78-6	
Methylene chloride	ND	ug/L	5.0	0.15	1		05/19/14 22:47	75-09-2	
4-Methyl-2-pentanone (MIBK)	ND	ug/L	10.0	0.42	1		05/19/14 22:47	108-10-1	
Styrene	ND	ug/L	5.0	0.12	1		05/19/14 22:47	100-42-5	
1,1,2,2-Tetrachloroethane	ND	ug/L	1.0	0.15	1		05/19/14 22:47	79-34-5	
Tetrachloroethene	ND	ug/L	5.0	0.10	1		05/19/14 22:47	127-18-4	
Toluene	ND	ug/L	5.0	0.17	1		05/19/14 22:47	108-88-3	
1,1,1-Trichloroethane	ND	ug/L	5.0	0.11	1		05/19/14 22:47	71-55-6	
1,1,2-Trichloroethane	ND	ug/L	5.0	0.20	1		05/19/14 22:47	79-00-5	
Trichloroethene	**0.21J**	ug/L	5.0	0.17	1		05/19/14 22:47	79-01-6	
Vinyl chloride	ND	ug/L	2.0	0.13	1		05/19/14 22:47	75-01-4	
Xylene (Total)	ND	ug/L	5.0	0.42	1		05/19/14 22:47	1330-20-7	
Surrogates									
4-Bromofluorobenzene (S)	99	%	80-120		1		05/19/14 22:47	460-00-4	
1,2-Dichloroethane-d4 (S)	105	%	80-120		1		05/19/14 22:47	17060-07-0	
Toluene-d8 (S)	98	%	80-120		1		05/19/14 22:47	2037-26-5	
Preservation pH	**1.0**		0.10	0.10	1		05/19/14 22:47		

REPORT OF LABORATORY ANALYSIS

This report shall not be reproduced, except in full,
without the written consent of Pace Analytical Services, Inc..

Pace Analytical Services, Inc.
9608 Loiret Blvd.
Lenexa, KS 66219
(913)599-5665

ANALYTICAL RESULTS

Project: FORT SMITH, AR
Pace Project No.: 60169189

Sample: MW-60-201405 **Lab ID: 60169189011** Collected: 05/13/14 16:20 Received: 05/14/14 08:20 Matrix: Water

Parameters	Results	Units	Report Limit	MDL	DF	Prepared	Analyzed	CAS No.	Qual
2320B Alkalinity	Analytical Method: SM 2320B								
Alkalinity,Bicarbonate (CaCO3)	**389**	mg/L	20.0	1.9	1		05/19/14 14:18		
Alkalinity, Carbonate (CaCO3)	ND	mg/L	20.0	1.9	1		05/19/14 14:18		
Alkalinity, Total as CaCO3	**389**	mg/L	20.0	1.9	1		05/19/14 14:18		
4500H+ pH, Electrometric	Analytical Method: SM 4500-H+B								
pH at 25 Degrees C	**6.6**	Std. Units	0.10	0.10	1		05/22/14 00:00		1e,H6
4500S2D Sulfide, Total	Analytical Method: SM 4500-S-2 D								
Sulfide, Total	ND	mg/L	0.050	0.0096	1		05/20/14 13:35	18496-25-8	
300.0 IC Anions 28 Days	Analytical Method: EPA 300.0								
Chloride	**138**	mg/L	10.0	0.62	10		05/25/14 15:22	16887-00-6	
Sulfate	**29.9**	mg/L	2.0	0.20	2		05/25/14 15:07	14808-79-8	
350.1 Ammonia	Analytical Method: EPA 350.1								
Nitrogen, Ammonia	**0.39**	mg/L	0.10	0.014	1		05/17/14 09:31	7664-41-7	
353.2 Nitrogen, NO2/NO3 unpres	Analytical Method: EPA 353.2								
Nitrogen, Nitrate	ND	mg/L	0.10	0.031	1		05/14/14 14:32		
Nitrogen, Nitrite	ND	mg/L	0.10	0.031	1		05/14/14 14:32		
Nitrogen, NO2 plus NO3	ND	mg/L	0.10	0.013	1		05/14/14 14:32		
Total Carbon Dioxide Calc	Analytical Method: SM 4500-CO2 D								
Carbon Dioxide Calculation	**517**	mg/L			1		05/23/14 00:00		
5310C TOC	Analytical Method: SM 5310C								
Total Organic Carbon	**0.91J**	mg/L	1.0	0.50	1		05/21/14 12:21	7440-44-0	
SM4500P-E, Total Phosphorus	Analytical Method: SM 4500-P E Preparation Method: SM4500-P B								
Phosphate as P04	**0.35**	mg/L	0.030	0.015	1	05/22/14 08:58	05/22/14 13:34		

REPORT OF LABORATORY ANALYSIS

This report shall not be reproduced, except in full,
without the written consent of Pace Analytical Services, Inc..

Pace Analytical Services, Inc.
9608 Loiret Blvd.
Lenexa, KS 66219
(913)599-5665

ANALYTICAL RESULTS

Project: FORT SMITH, AR
Pace Project No.: 60169189

Sample: MW-61-201405 **Lab ID: 60169189012** Collected: 05/13/14 15:40 Received: 05/14/14 08:20 Matrix: Water

Parameters	Results	Units	Report Limit	MDL	DF	Prepared	Analyzed	CAS No.	Qual
Alcohol by Direct Inject GCFID	Analytical Method: EPA 8015 - Alcohol								
2-Chloroethanol	ND	ug/L	10000	1190	1		05/19/14 21:48	107-07-3	
6010 MET ICP	Analytical Method: EPA 6010 Preparation Method: EPA 3010								
Iron	**1600**	ug/L	50.0	24.0	1	05/19/14 17:20	05/21/14 19:29	7439-89-6	
Manganese	**14.0**	ug/L	5.0	2.5	1	05/19/14 17:20	05/21/14 19:29	7439-96-5	
8260 MSV	Analytical Method: EPA 5030B/8260								
Acetone	ND	ug/L	10.0	1.9	1		05/19/14 23:01	67-64-1	
Benzene	ND	ug/L	5.0	0.060	1		05/19/14 23:01	71-43-2	
Bromodichloromethane	ND	ug/L	5.0	0.19	1		05/19/14 23:01	75-27-4	
Bromoform	ND	ug/L	5.0	0.070	1		05/19/14 23:01	75-25-2	
Bromomethane	ND	ug/L	7.0	0.16	1		05/19/14 23:01	74-83-9	
2-Butanone (MEK)	ND	ug/L	10.0	0.59	1		05/19/14 23:01	78-93-3	
Carbon disulfide	ND	ug/L	10.0	0.12	1		05/19/14 23:01	75-15-0	
Carbon tetrachloride	ND	ug/L	5.0	0.18	1		05/19/14 23:01	56-23-5	
Chlorobenzene	ND	ug/L	5.0	0.21	1		05/19/14 23:01	108-90-7	
Chloroethane	ND	ug/L	10.0	0.15	1		05/19/14 23:01	75-00-3	
Chloroform	ND	ug/L	5.0	0.14	1		05/19/14 23:01	67-66-3	
Chloromethane	ND	ug/L	10.0	0.080	1		05/19/14 23:01	74-87-3	
Dibromochloromethane	ND	ug/L	5.0	0.21	1		05/19/14 23:01	124-48-1	
1,1-Dichloroethane	ND	ug/L	2.4	0.050	1		05/19/14 23:01	75-34-3	
1,2-Dichloroethane	ND	ug/L	5.0	0.12	1		05/19/14 23:01	107-06-2	
1,1-Dichloroethene	ND	ug/L	5.0	0.20	1		05/19/14 23:01	75-35-4	
cis-1,2-Dichloroethene	ND	ug/L	5.0	0.080	1		05/19/14 23:01	156-59-2	
trans-1,2-Dichloroethene	ND	ug/L	5.0	0.20	1		05/19/14 23:01	156-60-5	
1,2-Dichloropropane	ND	ug/L	5.0	0.16	1		05/19/14 23:01	78-87-5	
cis-1,3-Dichloropropene	ND	ug/L	1.0	0.14	1		05/19/14 23:01	10061-01-5	
trans-1,3-Dichloropropene	ND	ug/L	1.0	0.12	1		05/19/14 23:01	10061-02-6	
Ethylbenzene	ND	ug/L	5.0	0.18	1		05/19/14 23:01	100-41-4	
2-Hexanone	ND	ug/L	10.0	1.2	1		05/19/14 23:01	591-78-6	
Methylene chloride	ND	ug/L	5.0	0.15	1		05/19/14 23:01	75-09-2	
4-Methyl-2-pentanone (MIBK)	ND	ug/L	10.0	0.42	1		05/19/14 23:01	108-10-1	
Styrene	ND	ug/L	5.0	0.12	1		05/19/14 23:01	100-42-5	
1,1,2,2-Tetrachloroethane	ND	ug/L	1.0	0.15	1		05/19/14 23:01	79-34-5	
Tetrachloroethene	ND	ug/L	5.0	0.10	1		05/19/14 23:01	127-18-4	
Toluene	ND	ug/L	5.0	0.17	1		05/19/14 23:01	108-88-3	
1,1,1-Trichloroethane	ND	ug/L	5.0	0.11	1		05/19/14 23:01	71-55-6	
1,1,2-Trichloroethane	ND	ug/L	5.0	0.20	1		05/19/14 23:01	79-00-5	
Trichloroethene	**6.6**	ug/L	5.0	0.17	1		05/19/14 23:01	79-01-6	
Vinyl chloride	ND	ug/L	2.0	0.13	1		05/19/14 23:01	75-01-4	
Xylene (Total)	ND	ug/L	5.0	0.42	1		05/19/14 23:01	1330-20-7	
Surrogates									
4-Bromofluorobenzene (S)	95	%	80-120		1		05/19/14 23:01	460-00-4	
1,2-Dichloroethane-d4 (S)	104	%	80-120		1		05/19/14 23:01	17060-07-0	
Toluene-d8 (S)	101	%	80-120		1		05/19/14 23:01	2037-26-5	
Preservation pH	**1.0**		0.10	0.10	1		05/19/14 23:01		

REPORT OF LABORATORY ANALYSIS

This report shall not be reproduced, except in full,
without the written consent of Pace Analytical Services, Inc..

Pace Analytical Services, Inc.
9608 Loiret Blvd.
Lenexa, KS 66219
(913)599-5665

ANALYTICAL RESULTS

Project: FORT SMITH, AR
Pace Project No.: 60169189

Sample: MW-61-201405 **Lab ID: 60169189012** Collected: 05/13/14 15:40 Received: 05/14/14 08:20 Matrix: Water

Parameters	Results	Units	Report Limit	MDL	DF	Prepared	Analyzed	CAS No.	Qual
2320B Alkalinity	Analytical Method: SM 2320B								
Alkalinity,Bicarbonate (CaCO3)	**115**	mg/L	20.0	1.9	1		05/19/14 14:23		
Alkalinity, Carbonate (CaCO3)	ND	mg/L	20.0	1.9	1		05/19/14 14:23		
Alkalinity, Total as CaCO3	**115**	mg/L	20.0	1.9	1		05/19/14 14:23		
Iron, Ferric (Calculation)	Analytical Method: SM 3500-Fe B#4								
Iron, Ferric	**1.4**	mg/L	0.20		1		05/28/14 00:00	7439-89-6	
4500H+ pH, Electrometric	Analytical Method: SM 4500-H+B								
pH at 25 Degrees C	**5.7**	Std. Units	0.10	0.10	1		05/22/14 00:00		1e,H6
4500S2D Sulfide, Total	Analytical Method: SM 4500-S-2 D								
Sulfide, Total	ND	mg/L	0.050	0.0096	1		05/20/14 13:35	18496-25-8	
300.0 IC Anions 28 Days	Analytical Method: EPA 300.0								
Chloride	**89.9**	mg/L	5.0	0.31	5		05/25/14 15:36	16887-00-6	
Sulfate	**47.9**	mg/L	5.0	0.49	5		05/25/14 15:36	14808-79-8	
350.1 Ammonia	Analytical Method: EPA 350.1								
Nitrogen, Ammonia	**0.084J**	mg/L	0.10	0.014	1		05/17/14 09:32	7664-41-7	
353.2 Nitrogen, NO2/NO3 unpres	Analytical Method: EPA 353.2								
Nitrogen, Nitrate	**0.90**	mg/L	0.10	0.031	1		05/14/14 14:33		
Nitrogen, Nitrite	ND	mg/L	0.10	0.031	1		05/14/14 14:33		
Nitrogen, NO2 plus NO3	**0.90**	mg/L	0.10	0.013	1		05/14/14 14:33		
Total Carbon Dioxide Calc	Analytical Method: SM 4500-CO2 D								
Carbon Dioxide Calculation	**573**	mg/L			1		05/23/14 00:00		
5310C TOC	Analytical Method: SM 5310C								
Total Organic Carbon	**0.91J**	mg/L	1.0	0.50	1		05/21/14 12:41	7440-44-0	
SM4500P-E, Total Phosphorus	Analytical Method: SM 4500-P E Preparation Method: SM4500-P B								
Phosphate as P04	**0.35**	mg/L	0.030	0.015	1	05/22/14 08:58	05/22/14 13:34		

REPORT OF LABORATORY ANALYSIS

This report shall not be reproduced, except in full,
without the written consent of Pace Analytical Services, Inc..

Pace Analytical Services, Inc.
9608 Loiret Blvd.
Lenexa, KS 66219
(913)599-5665

ANALYTICAL RESULTS

Project: FORT SMITH, AR
Pace Project No.: 60169189

Sample: MW-66-201405 **Lab ID: 60169189013** Collected: 05/13/14 14:50 Received: 05/14/14 08:20 Matrix: Water

Parameters	Results	Units	Report Limit	MDL	DF	Prepared	Analyzed	CAS No.	Qual
Alcohol by Direct Inject GCFID	Analytical Method: EPA 8015 - Alcohol								
2-Chloroethanol	ND	ug/L	10000	1190	1		05/19/14 21:59	107-07-3	
6010 MET ICP	Analytical Method: EPA 6010 Preparation Method: EPA 3010								
Iron	**779**	ug/L	50.0	24.0	1	05/22/14 16:05	05/23/14 13:58	7439-89-6	
Manganese	**19.8**	ug/L	5.0	2.5	1	05/22/14 16:05	05/23/14 14:54	7439-96-5	
8260 MSV	Analytical Method: EPA 5030B/8260								
Acetone	ND	ug/L	10.0	1.9	1		05/19/14 23:16	67-64-1	
Benzene	ND	ug/L	5.0	0.060	1		05/19/14 23:16	71-43-2	
Bromodichloromethane	ND	ug/L	5.0	0.19	1		05/19/14 23:16	75-27-4	
Bromoform	ND	ug/L	5.0	0.070	1		05/19/14 23:16	75-25-2	
Bromomethane	ND	ug/L	7.0	0.16	1		05/19/14 23:16	74-83-9	
2-Butanone (MEK)	ND	ug/L	10.0	0.59	1		05/19/14 23:16	78-93-3	
Carbon disulfide	ND	ug/L	10.0	0.12	1		05/19/14 23:16	75-15-0	
Carbon tetrachloride	ND	ug/L	5.0	0.18	1		05/19/14 23:16	56-23-5	
Chlorobenzene	ND	ug/L	5.0	0.21	1		05/19/14 23:16	108-90-7	
Chloroethane	ND	ug/L	10.0	0.15	1		05/19/14 23:16	75-00-3	
Chloroform	ND	ug/L	5.0	0.14	1		05/19/14 23:16	67-66-3	
Chloromethane	ND	ug/L	10.0	0.080	1		05/19/14 23:16	74-87-3	
Dibromochloromethane	ND	ug/L	5.0	0.21	1		05/19/14 23:16	124-48-1	
1,1-Dichloroethane	ND	ug/L	2.4	0.050	1		05/19/14 23:16	75-34-3	
1,2-Dichloroethane	ND	ug/L	5.0	0.12	1		05/19/14 23:16	107-06-2	
1,1-Dichloroethene	ND	ug/L	5.0	0.20	1		05/19/14 23:16	75-35-4	
cis-1,2-Dichloroethene	ND	ug/L	5.0	0.080	1		05/19/14 23:16	156-59-2	
trans-1,2-Dichloroethene	ND	ug/L	5.0	0.20	1		05/19/14 23:16	156-60-5	
1,2-Dichloropropane	ND	ug/L	5.0	0.16	1		05/19/14 23:16	78-87-5	
cis-1,3-Dichloropropene	ND	ug/L	1.0	0.14	1		05/19/14 23:16	10061-01-5	
trans-1,3-Dichloropropene	ND	ug/L	1.0	0.12	1		05/19/14 23:16	10061-02-6	
Ethylbenzene	ND	ug/L	5.0	0.18	1		05/19/14 23:16	100-41-4	
2-Hexanone	ND	ug/L	10.0	1.2	1		05/19/14 23:16	591-78-6	
Methylene chloride	ND	ug/L	5.0	0.15	1		05/19/14 23:16	75-09-2	
4-Methyl-2-pentanone (MIBK)	ND	ug/L	10.0	0.42	1		05/19/14 23:16	108-10-1	
Styrene	ND	ug/L	5.0	0.12	1		05/19/14 23:16	100-42-5	
1,1,2,2-Tetrachloroethane	ND	ug/L	1.0	0.15	1		05/19/14 23:16	79-34-5	
Tetrachloroethene	ND	ug/L	5.0	0.10	1		05/19/14 23:16	127-18-4	
Toluene	ND	ug/L	5.0	0.17	1		05/19/14 23:16	108-88-3	
1,1,1-Trichloroethane	ND	ug/L	5.0	0.11	1		05/19/14 23:16	71-55-6	
1,1,2-Trichloroethane	ND	ug/L	5.0	0.20	1		05/19/14 23:16	79-00-5	
Trichloroethene	**3.1J**	ug/L	5.0	0.17	1		05/19/14 23:16	79-01-6	
Vinyl chloride	ND	ug/L	2.0	0.13	1		05/19/14 23:16	75-01-4	
Xylene (Total)	ND	ug/L	5.0	0.42	1		05/19/14 23:16	1330-20-7	
Surrogates									
4-Bromofluorobenzene (S)	101	%	80-120		1		05/19/14 23:16	460-00-4	
1,2-Dichloroethane-d4 (S)	102	%	80-120		1		05/19/14 23:16	17060-07-0	
Toluene-d8 (S)	100	%	80-120		1		05/19/14 23:16	2037-26-5	
Preservation pH	**1.0**		0.10	0.10	1		05/19/14 23:16		

REPORT OF LABORATORY ANALYSIS

This report shall not be reproduced, except in full,
without the written consent of Pace Analytical Services, Inc..

Pace Analytical Services, Inc.
9608 Loiret Blvd.
Lenexa, KS 66219
(913)599-5665

ANALYTICAL RESULTS

Project: FORT SMITH, AR
Pace Project No.: 60169189

Sample: MW-66-201405 **Lab ID: 60169189013** Collected: 05/13/14 14:50 Received: 05/14/14 08:20 Matrix: Water

Parameters	Results	Units	Report Limit	MDL	DF	Prepared	Analyzed	CAS No.	Qual
2320B Alkalinity	Analytical Method: SM 2320B								
Alkalinity,Bicarbonate (CaCO3)	**91.1**	mg/L	20.0	1.9	1		05/19/14 14:26		
Alkalinity, Carbonate (CaCO3)	ND	mg/L	20.0	1.9	1		05/19/14 14:26		
Alkalinity, Total as CaCO3	**91.1**	mg/L	20.0	1.9	1		05/19/14 14:26		
Iron, Ferric (Calculation)	Analytical Method: SM 3500-Fe B#4								
Iron, Ferric	**0.78**	mg/L	0.20		1		05/28/14 00:00	7439-89-6	
4500H+ pH, Electrometric	Analytical Method: SM 4500-H+B								
pH at 25 Degrees C	**5.8**	Std. Units	0.10	0.10	1		05/22/14 00:00		1e,H6
4500S2D Sulfide, Total	Analytical Method: SM 4500-S-2 D								
Sulfide, Total	ND	mg/L	0.050	0.0096	1		05/20/14 13:36	18496-25-8	
300.0 IC Anions 28 Days	Analytical Method: EPA 300.0								
Chloride	**166**	mg/L	20.0	1.2	20		05/25/14 16:19	16887-00-6	
Sulfate	**6.6**	mg/L	1.0	0.098	1		05/25/14 16:05	14808-79-8	
350.1 Ammonia	Analytical Method: EPA 350.1								
Nitrogen, Ammonia	ND	mg/L	0.10	0.014	1		05/17/14 09:33	7664-41-7	
353.2 Nitrogen, NO2/NO3 unpres	Analytical Method: EPA 353.2								
Nitrogen, Nitrate	**0.42**	mg/L	0.10	0.031	1		05/14/14 14:34		
Nitrogen, Nitrite	ND	mg/L	0.10	0.031	1		05/14/14 14:34		
Nitrogen, NO2 plus NO3	**0.42**	mg/L	0.10	0.013	1		05/14/14 14:34		
Total Carbon Dioxide Calc	Analytical Method: SM 4500-CO2 D								
Carbon Dioxide Calculation	**390**	mg/L			1		05/23/14 00:00		
5310C TOC	Analytical Method: SM 5310C								
Total Organic Carbon	ND	mg/L	1.0	0.50	1		05/21/14 13:00	7440-44-0	
SM4500P-E, Total Phosphorus	Analytical Method: SM 4500-P E Preparation Method: SM4500-P B								
Phosphate as P04	**0.032**	mg/L	0.030	0.015	1	05/22/14 08:58	05/22/14 13:34		

REPORT OF LABORATORY ANALYSIS

This report shall not be reproduced, except in full,
without the written consent of Pace Analytical Services, Inc..

Pace Analytical Services, Inc.
9608 Loiret Blvd.
Lenexa, KS 66219
(913)599-5665

ANALYTICAL RESULTS

Project: FORT SMITH, AR
Pace Project No.: 60169189

Sample: MW-67-201405 **Lab ID: 60169189014** Collected: 05/13/14 13:02 Received: 05/14/14 08:20 Matrix: Water

Parameters	Results	Units	Report Limit	MDL	DF	Prepared	Analyzed	CAS No.	Qual
Alcohol by Direct Inject GCFID	Analytical Method: EPA 8015 - Alcohol								
2-Chloroethanol	ND	ug/L	10000	1190	1		05/19/14 22:21	107-07-3	
6010 MET ICP	Analytical Method: EPA 6010 Preparation Method: EPA 3010								
Iron	**679**	ug/L	50.0	24.0	1	05/22/14 16:05	05/23/14 14:01	7439-89-6	
Manganese	**4.5J**	ug/L	5.0	2.5	1	05/22/14 16:05	05/23/14 14:01	7439-96-5	
8260 MSV	Analytical Method: EPA 5030B/8260								
Acetone	ND	ug/L	10.0	1.9	1		05/19/14 23:30	67-64-1	
Benzene	ND	ug/L	5.0	0.060	1		05/19/14 23:30	71-43-2	
Bromodichloromethane	ND	ug/L	5.0	0.19	1		05/19/14 23:30	75-27-4	
Bromoform	ND	ug/L	5.0	0.070	1		05/19/14 23:30	75-25-2	
Bromomethane	ND	ug/L	7.0	0.16	1		05/19/14 23:30	74-83-9	
2-Butanone (MEK)	ND	ug/L	10.0	0.59	1		05/19/14 23:30	78-93-3	
Carbon disulfide	ND	ug/L	10.0	0.12	1		05/19/14 23:30	75-15-0	
Carbon tetrachloride	ND	ug/L	5.0	0.18	1		05/19/14 23:30	56-23-5	
Chlorobenzene	ND	ug/L	5.0	0.21	1		05/19/14 23:30	108-90-7	
Chloroethane	ND	ug/L	10.0	0.15	1		05/19/14 23:30	75-00-3	
Chloroform	ND	ug/L	5.0	0.14	1		05/19/14 23:30	67-66-3	
Chloromethane	ND	ug/L	10.0	0.080	1		05/19/14 23:30	74-87-3	
Dibromochloromethane	ND	ug/L	5.0	0.21	1		05/19/14 23:30	124-48-1	
1,1-Dichloroethane	ND	ug/L	2.4	0.050	1		05/19/14 23:30	75-34-3	
1,2-Dichloroethane	ND	ug/L	5.0	0.12	1		05/19/14 23:30	107-06-2	
1,1-Dichloroethene	ND	ug/L	5.0	0.20	1		05/19/14 23:30	75-35-4	
cis-1,2-Dichloroethene	ND	ug/L	5.0	0.080	1		05/19/14 23:30	156-59-2	
trans-1,2-Dichloroethene	ND	ug/L	5.0	0.20	1		05/19/14 23:30	156-60-5	
1,2-Dichloropropane	ND	ug/L	5.0	0.16	1		05/19/14 23:30	78-87-5	
cis-1,3-Dichloropropene	ND	ug/L	1.0	0.14	1		05/19/14 23:30	10061-01-5	
trans-1,3-Dichloropropene	ND	ug/L	1.0	0.12	1		05/19/14 23:30	10061-02-6	
Ethylbenzene	ND	ug/L	5.0	0.18	1		05/19/14 23:30	100-41-4	
2-Hexanone	ND	ug/L	10.0	1.2	1		05/19/14 23:30	591-78-6	
Methylene chloride	ND	ug/L	5.0	0.15	1		05/19/14 23:30	75-09-2	
4-Methyl-2-pentanone (MIBK)	ND	ug/L	10.0	0.42	1		05/19/14 23:30	108-10-1	
Styrene	ND	ug/L	5.0	0.12	1		05/19/14 23:30	100-42-5	
1,1,2,2-Tetrachloroethane	ND	ug/L	1.0	0.15	1		05/19/14 23:30	79-34-5	
Tetrachloroethene	ND	ug/L	5.0	0.10	1		05/19/14 23:30	127-18-4	
Toluene	ND	ug/L	5.0	0.17	1		05/19/14 23:30	108-88-3	
1,1,1-Trichloroethane	ND	ug/L	5.0	0.11	1		05/19/14 23:30	71-55-6	
1,1,2-Trichloroethane	ND	ug/L	5.0	0.20	1		05/19/14 23:30	79-00-5	
Trichloroethene	ND	ug/L	5.0	0.17	1		05/19/14 23:30	79-01-6	
Vinyl chloride	ND	ug/L	2.0	0.13	1		05/19/14 23:30	75-01-4	
Xylene (Total)	ND	ug/L	5.0	0.42	1		05/19/14 23:30	1330-20-7	
Surrogates									
4-Bromofluorobenzene (S)	101	%	80-120		1		05/19/14 23:30	460-00-4	
1,2-Dichloroethane-d4 (S)	99	%	80-120		1		05/19/14 23:30	17060-07-0	
Toluene-d8 (S)	101	%	80-120		1		05/19/14 23:30	2037-26-5	
Preservation pH	**1.0**		0.10	0.10	1		05/19/14 23:30		

REPORT OF LABORATORY ANALYSIS

This report shall not be reproduced, except in full,
without the written consent of Pace Analytical Services, Inc..

Pace Analytical Services, Inc.
9608 Loiret Blvd.
Lenexa, KS 66219
(913)599-5665

ANALYTICAL RESULTS

Project: FORT SMITH, AR
Pace Project No.: 60169189

Sample: MW-67-201405 **Lab ID: 60169189014** Collected: 05/13/14 13:02 Received: 05/14/14 08:20 Matrix: Water

Parameters	Results	Units	Report Limit	MDL	DF	Prepared	Analyzed	CAS No.	Qual
2320B Alkalinity	Analytical Method: SM 2320B								
Alkalinity,Bicarbonate (CaCO3)	**242**	mg/L	20.0	1.9	1		05/19/14 14:34		
Alkalinity, Carbonate (CaCO3)	ND	mg/L	20.0	1.9	1		05/19/14 14:34		
Alkalinity, Total as CaCO3	**242**	mg/L	20.0	1.9	1		05/19/14 14:34		
Iron, Ferric (Calculation)	Analytical Method: SM 3500-Fe B#4								
Iron, Ferric	**0.64**	mg/L	0.20		1		05/28/14 00:00	7439-89-6	
4500H+ pH, Electrometric	Analytical Method: SM 4500-H+B								
pH at 25 Degrees C	**6.6**	Std. Units	0.10	0.10	1		05/22/14 00:00		1e,H6
4500S2D Sulfide, Total	Analytical Method: SM 4500-S-2 D								
Sulfide, Total	ND	mg/L	0.050	0.0096	1		05/20/14 13:36	18496-25-8	
300.0 IC Anions 28 Days	Analytical Method: EPA 300.0								
Chloride	**117**	mg/L	10.0	0.62	10		05/25/14 16:48	16887-00-6	
Sulfate	**9.1**	mg/L	1.0	0.098	1		05/25/14 16:34	14808-79-8	
350.1 Ammonia	Analytical Method: EPA 350.1								
Nitrogen, Ammonia	ND	mg/L	0.10	0.014	1		05/17/14 09:34	7664-41-7	
353.2 Nitrogen, NO2/NO3 unpres	Analytical Method: EPA 353.2								
Nitrogen, Nitrate	**0.033J**	mg/L	0.10	0.031	1		05/14/14 14:34		
Nitrogen, Nitrite	ND	mg/L	0.10	0.031	1		05/14/14 14:34		
Nitrogen, NO2 plus NO3	**0.033J**	mg/L	0.10	0.013	1		05/14/14 14:34		
Total Carbon Dioxide Calc	Analytical Method: SM 4500-CO2 D								
Carbon Dioxide Calculation	**332**	mg/L			1		05/23/14 00:00		
5310C TOC	Analytical Method: SM 5310C								
Total Organic Carbon	ND	mg/L	1.0	0.50	1		05/21/14 18:33	7440-44-0	
SM4500P-E, Total Phosphorus	Analytical Method: SM 4500-P E Preparation Method: SM4500-P B								
Phosphate as P04	**0.032**	mg/L	0.030	0.015	1	05/22/14 08:58	05/22/14 13:35		

REPORT OF LABORATORY ANALYSIS

This report shall not be reproduced, except in full,
without the written consent of Pace Analytical Services, Inc..

Pace Analytical Services, Inc.
9608 Loiret Blvd.
Lenexa, KS 66219
(913)599-5665

ANALYTICAL RESULTS

Project: FORT SMITH, AR
Pace Project No.: 60169189

Sample: MW-71-201405 **Lab ID: 60169189015** Collected: 05/13/14 13:30 Received: 05/14/14 08:20 Matrix: Water

Parameters	Results	Units	Report Limit	MDL	DF	Prepared	Analyzed	CAS No.	Qual
Alcohol by Direct Inject GCFID	Analytical Method: EPA 8015 - Alcohol								
2-Chloroethanol	ND	ug/L	10000	1190	1		05/20/14 13:47	107-07-3	
6010 MET ICP	Analytical Method: EPA 6010 Preparation Method: EPA 3010								
Iron	**1450**	ug/L	50.0	24.0	1	05/22/14 16:05	05/23/14 14:57	7439-89-6	
Manganese	**1060**	ug/L	5.0	2.5	1	05/22/14 16:05	05/23/14 14:57	7439-96-5	
8260 MSV	Analytical Method: EPA 5030B/8260								
Acetone	ND	ug/L	10.0	1.9	1		05/19/14 23:44	67-64-1	
Benzene	ND	ug/L	5.0	0.060	1		05/19/14 23:44	71-43-2	
Bromodichloromethane	ND	ug/L	5.0	0.19	1		05/19/14 23:44	75-27-4	
Bromoform	ND	ug/L	5.0	0.070	1		05/19/14 23:44	75-25-2	
Bromomethane	ND	ug/L	7.0	0.16	1		05/19/14 23:44	74-83-9	
2-Butanone (MEK)	ND	ug/L	10.0	0.59	1		05/19/14 23:44	78-93-3	
Carbon disulfide	ND	ug/L	10.0	0.12	1		05/19/14 23:44	75-15-0	
Carbon tetrachloride	ND	ug/L	5.0	0.18	1		05/19/14 23:44	56-23-5	
Chlorobenzene	ND	ug/L	5.0	0.21	1		05/19/14 23:44	108-90-7	
Chloroethane	ND	ug/L	10.0	0.15	1		05/19/14 23:44	75-00-3	
Chloroform	ND	ug/L	5.0	0.14	1		05/19/14 23:44	67-66-3	
Chloromethane	ND	ug/L	10.0	0.080	1		05/19/14 23:44	74-87-3	
Dibromochloromethane	ND	ug/L	5.0	0.21	1		05/19/14 23:44	124-48-1	
1,1-Dichloroethane	ND	ug/L	2.4	0.050	1		05/19/14 23:44	75-34-3	
1,2-Dichloroethane	ND	ug/L	5.0	0.12	1		05/19/14 23:44	107-06-2	
1,1-Dichloroethene	**1.4J**	ug/L	5.0	0.20	1		05/19/14 23:44	75-35-4	
cis-1,2-Dichloroethene	**5.3**	ug/L	5.0	0.080	1		05/19/14 23:44	156-59-2	
trans-1,2-Dichloroethene	ND	ug/L	5.0	0.20	1		05/19/14 23:44	156-60-5	
1,2-Dichloropropane	ND	ug/L	5.0	0.16	1		05/19/14 23:44	78-87-5	
cis-1,3-Dichloropropene	ND	ug/L	1.0	0.14	1		05/19/14 23:44	10061-01-5	
trans-1,3-Dichloropropene	ND	ug/L	1.0	0.12	1		05/19/14 23:44	10061-02-6	
Ethylbenzene	ND	ug/L	5.0	0.18	1		05/19/14 23:44	100-41-4	
2-Hexanone	ND	ug/L	10.0	1.2	1		05/19/14 23:44	591-78-6	
Methylene chloride	ND	ug/L	5.0	0.15	1		05/19/14 23:44	75-09-2	
4-Methyl-2-pentanone (MIBK)	ND	ug/L	10.0	0.42	1		05/19/14 23:44	108-10-1	
Styrene	ND	ug/L	5.0	0.12	1		05/19/14 23:44	100-42-5	
1,1,2,2-Tetrachloroethane	ND	ug/L	1.0	0.15	1		05/19/14 23:44	79-34-5	
Tetrachloroethene	ND	ug/L	5.0	0.10	1		05/19/14 23:44	127-18-4	
Toluene	ND	ug/L	5.0	0.17	1		05/19/14 23:44	108-88-3	
1,1,1-Trichloroethane	ND	ug/L	5.0	0.11	1		05/19/14 23:44	71-55-6	
1,1,2-Trichloroethane	ND	ug/L	5.0	0.20	1		05/19/14 23:44	79-00-5	
Trichloroethene	**164**	ug/L	5.0	0.17	1		05/19/14 23:44	79-01-6	
Vinyl chloride	**0.33J**	ug/L	2.0	0.13	1		05/19/14 23:44	75-01-4	
Xylene (Total)	ND	ug/L	5.0	0.42	1		05/19/14 23:44	1330-20-7	
Surrogates									
4-Bromofluorobenzene (S)	100	%	80-120		1		05/19/14 23:44	460-00-4	
1,2-Dichloroethane-d4 (S)	105	%	80-120		1		05/19/14 23:44	17060-07-0	
Toluene-d8 (S)	99	%	80-120		1		05/19/14 23:44	2037-26-5	
Preservation pH	**1.0**		0.10	0.10	1		05/19/14 23:44		

REPORT OF LABORATORY ANALYSIS

This report shall not be reproduced, except in full,
without the written consent of Pace Analytical Services, Inc..

Pace Analytical Services, Inc.
9608 Loiret Blvd.
Lenexa, KS 66219
(913)599-5665

ANALYTICAL RESULTS

Project: FORT SMITH, AR
Pace Project No.: 60169189

Sample: MW-71-201405 **Lab ID: 60169189015** Collected: 05/13/14 13:30 Received: 05/14/14 08:20 Matrix: Water

Parameters	Results	Units	Report Limit	MDL	DF	Prepared	Analyzed	CAS No.	Qual
2320B Alkalinity	Analytical Method: SM 2320B								
Alkalinity,Bicarbonate (CaCO3)	**39.1**	mg/L	20.0	1.9	1		05/19/14 14:38		
Alkalinity, Carbonate (CaCO3)	ND	mg/L	20.0	1.9	1		05/19/14 14:38		
Alkalinity, Total as CaCO3	**39.1**	mg/L	20.0	1.9	1		05/19/14 14:38		
Iron, Ferric (Calculation)	Analytical Method: SM 3500-Fe B#4								
Iron, Ferric	**1.4**	mg/L	0.20		1		05/28/14 00:00	7439-89-6	
4500H+ pH, Electrometric	Analytical Method: SM 4500-H+B								
pH at 25 Degrees C	**4.7**	Std. Units	0.10	0.10	1		05/22/14 00:00		1e,H6
4500S2D Sulfide, Total	Analytical Method: SM 4500-S-2 D								
Sulfide, Total	ND	mg/L	0.050	0.0096	1		05/20/14 13:36	18496-25-8	
300.0 IC Anions 28 Days	Analytical Method: EPA 300.0								
Chloride	**260**	mg/L	50.0	3.1	50		05/25/14 17:46	16887-00-6	
Sulfate	**3.2**	mg/L	1.0	0.098	1		05/25/14 17:03	14808-79-8	
350.1 Ammonia	Analytical Method: EPA 350.1								
Nitrogen, Ammonia	ND	mg/L	0.10	0.014	1		05/17/14 09:35	7664-41-7	
353.2 Nitrogen, NO2/NO3 unpres	Analytical Method: EPA 353.2								
Nitrogen, Nitrate	ND	mg/L	0.10	0.031	1		05/14/14 14:35		
Nitrogen, Nitrite	ND	mg/L	0.10	0.031	1		05/14/14 14:35		
Nitrogen, NO2 plus NO3	ND	mg/L	0.10	0.013	1		05/14/14 14:35		
Total Carbon Dioxide Calc	Analytical Method: SM 4500-CO2 D								
Carbon Dioxide Calculation	**1560**	mg/L			1		05/23/14 00:00		
5310C TOC	Analytical Method: SM 5310C								
Total Organic Carbon	ND	mg/L	1.0	0.50	1		05/21/14 18:53	7440-44-0	
SM4500P-E, Total Phosphorus	Analytical Method: SM 4500-P E Preparation Method: SM4500-P B								
Phosphate as P04	**0.032**	mg/L	0.030	0.015	1	05/22/14 08:58	05/22/14 13:35		

REPORT OF LABORATORY ANALYSIS

This report shall not be reproduced, except in full,
without the written consent of Pace Analytical Services, Inc..

Pace Analytical Services, Inc.
9608 Loiret Blvd.
Lenexa, KS 66219
(913)599-5665

ANALYTICAL RESULTS

Project: FORT SMITH, AR
Pace Project No.: 60169189

Sample: RW-69-201405 **Lab ID: 60169189016** Collected: 05/13/14 15:35 Received: 05/14/14 08:20 Matrix: Water

Parameters	Results	Units	Report Limit	MDL	DF	Prepared	Analyzed	CAS No.	Qual
Alcohol by Direct Inject GCFID	Analytical Method: EPA 8015 - Alcohol								
2-Chloroethanol	ND	ug/L	10000	1190	1		05/20/14 13:35	107-07-3	
6010 MET ICP	Analytical Method: EPA 6010 Preparation Method: EPA 3010								
Iron	**425**	ug/L	50.0	24.0	1	05/22/14 16:05	05/23/14 14:08	7439-89-6	
Manganese	**945**	ug/L	5.0	2.5	1	05/22/14 16:05	05/23/14 14:08	7439-96-5	
8260 MSV	Analytical Method: EPA 5030B/8260								
Acetone	ND	ug/L	10.0	1.9	1		05/19/14 23:58	67-64-1	
Benzene	ND	ug/L	5.0	0.060	1		05/19/14 23:58	71-43-2	
Bromodichloromethane	ND	ug/L	5.0	0.19	1		05/19/14 23:58	75-27-4	
Bromoform	ND	ug/L	5.0	0.070	1		05/19/14 23:58	75-25-2	
Bromomethane	ND	ug/L	7.0	0.16	1		05/19/14 23:58	74-83-9	
2-Butanone (MEK)	ND	ug/L	10.0	0.59	1		05/19/14 23:58	78-93-3	
Carbon disulfide	ND	ug/L	10.0	0.12	1		05/19/14 23:58	75-15-0	
Carbon tetrachloride	ND	ug/L	5.0	0.18	1		05/19/14 23:58	56-23-5	
Chlorobenzene	ND	ug/L	5.0	0.21	1		05/19/14 23:58	108-90-7	
Chloroethane	ND	ug/L	10.0	0.15	1		05/19/14 23:58	75-00-3	
Chloroform	ND	ug/L	5.0	0.14	1		05/19/14 23:58	67-66-3	
Chloromethane	ND	ug/L	10.0	0.080	1		05/19/14 23:58	74-87-3	
Dibromochloromethane	ND	ug/L	5.0	0.21	1		05/19/14 23:58	124-48-1	
1,1-Dichloroethane	ND	ug/L	2.4	0.050	1		05/19/14 23:58	75-34-3	
1,2-Dichloroethane	ND	ug/L	5.0	0.12	1		05/19/14 23:58	107-06-2	
1,1-Dichloroethene	**0.50J**	ug/L	5.0	0.20	1		05/19/14 23:58	75-35-4	
cis-1,2-Dichloroethene	**3.3J**	ug/L	5.0	0.080	1		05/19/14 23:58	156-59-2	
trans-1,2-Dichloroethene	ND	ug/L	5.0	0.20	1		05/19/14 23:58	156-60-5	
1,2-Dichloropropane	ND	ug/L	5.0	0.16	1		05/19/14 23:58	78-87-5	
cis-1,3-Dichloropropene	ND	ug/L	1.0	0.14	1		05/19/14 23:58	10061-01-5	
trans-1,3-Dichloropropene	ND	ug/L	1.0	0.12	1		05/19/14 23:58	10061-02-6	
Ethylbenzene	ND	ug/L	5.0	0.18	1		05/19/14 23:58	100-41-4	
2-Hexanone	ND	ug/L	10.0	1.2	1		05/19/14 23:58	591-78-6	
Methylene chloride	ND	ug/L	5.0	0.15	1		05/19/14 23:58	75-09-2	
4-Methyl-2-pentanone (MIBK)	ND	ug/L	10.0	0.42	1		05/19/14 23:58	108-10-1	
Styrene	ND	ug/L	5.0	0.12	1		05/19/14 23:58	100-42-5	
1,1,2,2-Tetrachloroethane	ND	ug/L	1.0	0.15	1		05/19/14 23:58	79-34-5	
Tetrachloroethene	ND	ug/L	5.0	0.10	1		05/19/14 23:58	127-18-4	
Toluene	ND	ug/L	5.0	0.17	1		05/19/14 23:58	108-88-3	
1,1,1-Trichloroethane	ND	ug/L	5.0	0.11	1		05/19/14 23:58	71-55-6	
1,1,2-Trichloroethane	ND	ug/L	5.0	0.20	1		05/19/14 23:58	79-00-5	
Trichloroethene	**110**	ug/L	5.0	0.17	1		05/19/14 23:58	79-01-6	
Vinyl chloride	**0.30J**	ug/L	2.0	0.13	1		05/19/14 23:58	75-01-4	
Xylene (Total)	ND	ug/L	5.0	0.42	1		05/19/14 23:58	1330-20-7	
Surrogates									
4-Bromofluorobenzene (S)	99	%	80-120		1		05/19/14 23:58	460-00-4	
1,2-Dichloroethane-d4 (S)	104	%	80-120		1		05/19/14 23:58	17060-07-0	
Toluene-d8 (S)	102	%	80-120		1		05/19/14 23:58	2037-26-5	
Preservation pH	**1.0**		0.10	0.10	1		05/19/14 23:58		

REPORT OF LABORATORY ANALYSIS

This report shall not be reproduced, except in full,
without the written consent of Pace Analytical Services, Inc..

Pace Analytical Services, Inc.
9608 Loiret Blvd.
Lenexa, KS 66219
(913)599-5665

ANALYTICAL RESULTS

Project: FORT SMITH, AR
Pace Project No.: 60169189

Sample: RW-69-201405 **Lab ID: 60169189016** Collected: 05/13/14 15:35 Received: 05/14/14 08:20 Matrix: Water

Parameters	Results	Units	Report Limit	MDL	DF	Prepared	Analyzed	CAS No.	Qual
2320B Alkalinity	Analytical Method: SM 2320B								
Alkalinity,Bicarbonate (CaCO3)	**12.7J**	mg/L	20.0	1.9	1		05/19/14 14:41		
Alkalinity, Carbonate (CaCO3)	ND	mg/L	20.0	1.9	1		05/19/14 14:41		
Alkalinity, Total as CaCO3	**12.7J**	mg/L	20.0	1.9	1		05/19/14 14:41		
Iron, Ferric (Calculation)	Analytical Method: SM 3500-Fe B#4								
Iron, Ferric	**0.42**	mg/L	0.20		1		05/28/14 00:00	7439-89-6	
4500H+ pH, Electrometric	Analytical Method: SM 4500-H+B								
pH at 25 Degrees C	**4.9**	Std. Units	0.10	0.10	1		05/22/14 00:00		1e,H6
4500S2D Sulfide, Total	Analytical Method: SM 4500-S-2 D								
Sulfide, Total	ND	mg/L	0.050	0.0096	1		05/20/14 13:37	18496-25-8	
300.0 IC Anions 28 Days	Analytical Method: EPA 300.0								
Chloride	**289**	mg/L	50.0	3.1	50		05/25/14 18:44	16887-00-6	
Sulfate	**4.0**	mg/L	1.0	0.098	1		05/25/14 18:00	14808-79-8	
350.1 Ammonia	Analytical Method: EPA 350.1								
Nitrogen, Ammonia	ND	mg/L	0.10	0.014	1		05/17/14 09:36	7664-41-7	M1
353.2 Nitrogen, NO2/NO3 unpres	Analytical Method: EPA 353.2								
Nitrogen, Nitrate	**0.14**	mg/L	0.10	0.031	1		05/14/14 14:36		
Nitrogen, Nitrite	ND	mg/L	0.10	0.031	1		05/14/14 14:36		
Nitrogen, NO2 plus NO3	**0.14**	mg/L	0.10	0.013	1		05/14/14 14:36		
Total Carbon Dioxide Calc	Analytical Method: SM 4500-CO2 D								
Carbon Dioxide Calculation	**0.0**	mg/L			1		05/23/14 00:00		
5310C TOC	Analytical Method: SM 5310C								
Total Organic Carbon	ND	mg/L	1.0	0.50	1		05/21/14 19:12	7440-44-0	
SM4500P-E, Total Phosphorus	Analytical Method: SM 4500-P E Preparation Method: SM4500-P B								
Phosphate as P04	**0.032**	mg/L	0.030	0.015	1	05/22/14 08:58	05/22/14 13:35		

REPORT OF LABORATORY ANALYSIS

This report shall not be reproduced, except in full,
without the written consent of Pace Analytical Services, Inc..

Pace Analytical Services, Inc.
9608 Loiret Blvd.
Lenexa, KS 66219
(913)599-5665

ANALYTICAL RESULTS

Project: FORT SMITH, AR
Pace Project No.: 60169189

Sample: ITMW-1-201405 **Lab ID: 60169189017** Collected: 05/13/14 16:20 Received: 05/14/14 08:20 Matrix: Water

Parameters	Results	Units	Report Limit	MDL	DF	Prepared	Analyzed	CAS No.	Qual
Alcohol by Direct Inject GCFID	Analytical Method: EPA 8015 - Alcohol								
2-Chloroethanol	ND	ug/L	10000	1190	1		05/20/14 13:58	107-07-3	
6010 MET ICP	Analytical Method: EPA 6010 Preparation Method: EPA 3010								
Iron	ND	ug/L	50.0	24.0	1	05/22/14 16:05	05/23/14 14:17	7439-89-6	
Manganese	**7.5**	ug/L	5.0	2.5	1	05/22/14 16:05	05/23/14 14:17	7439-96-5	
8260 MSV	Analytical Method: EPA 5030B/8260								
Acetone	ND	ug/L	10.0	1.9	1		05/20/14 00:13	67-64-1	
Benzene	ND	ug/L	5.0	0.060	1		05/20/14 00:13	71-43-2	
Bromodichloromethane	ND	ug/L	5.0	0.19	1		05/20/14 00:13	75-27-4	
Bromoform	ND	ug/L	5.0	0.070	1		05/20/14 00:13	75-25-2	
Bromomethane	ND	ug/L	7.0	0.16	1		05/20/14 00:13	74-83-9	
2-Butanone (MEK)	ND	ug/L	10.0	0.59	1		05/20/14 00:13	78-93-3	
Carbon disulfide	ND	ug/L	10.0	0.12	1		05/20/14 00:13	75-15-0	
Carbon tetrachloride	ND	ug/L	5.0	0.18	1		05/20/14 00:13	56-23-5	
Chlorobenzene	ND	ug/L	5.0	0.21	1		05/20/14 00:13	108-90-7	
Chloroethane	ND	ug/L	10.0	0.15	1		05/20/14 00:13	75-00-3	
Chloroform	ND	ug/L	5.0	0.14	1		05/20/14 00:13	67-66-3	
Chloromethane	ND	ug/L	10.0	0.080	1		05/20/14 00:13	74-87-3	
Dibromochloromethane	ND	ug/L	5.0	0.21	1		05/20/14 00:13	124-48-1	
1,1-Dichloroethane	**0.26J**	ug/L	2.4	0.050	1		05/20/14 00:13	75-34-3	
1,2-Dichloroethane	ND	ug/L	5.0	0.12	1		05/20/14 00:13	107-06-2	
1,1-Dichloroethene	ND	ug/L	5.0	0.20	1		05/20/14 00:13	75-35-4	
cis-1,2-Dichloroethene	**8.7**	ug/L	5.0	0.080	1		05/20/14 00:13	156-59-2	
trans-1,2-Dichloroethene	ND	ug/L	5.0	0.20	1		05/20/14 00:13	156-60-5	
1,2-Dichloropropane	ND	ug/L	5.0	0.16	1		05/20/14 00:13	78-87-5	
cis-1,3-Dichloropropene	ND	ug/L	1.0	0.14	1		05/20/14 00:13	10061-01-5	
trans-1,3-Dichloropropene	ND	ug/L	1.0	0.12	1		05/20/14 00:13	10061-02-6	
Ethylbenzene	ND	ug/L	5.0	0.18	1		05/20/14 00:13	100-41-4	
2-Hexanone	ND	ug/L	10.0	1.2	1		05/20/14 00:13	591-78-6	
Methylene chloride	ND	ug/L	5.0	0.15	1		05/20/14 00:13	75-09-2	
4-Methyl-2-pentanone (MIBK)	ND	ug/L	10.0	0.42	1		05/20/14 00:13	108-10-1	
Styrene	ND	ug/L	5.0	0.12	1		05/20/14 00:13	100-42-5	
1,1,2,2-Tetrachloroethane	ND	ug/L	1.0	0.15	1		05/20/14 00:13	79-34-5	
Tetrachloroethene	ND	ug/L	5.0	0.10	1		05/20/14 00:13	127-18-4	
Toluene	ND	ug/L	5.0	0.17	1		05/20/14 00:13	108-88-3	
1,1,1-Trichloroethane	ND	ug/L	5.0	0.11	1		05/20/14 00:13	71-55-6	
1,1,2-Trichloroethane	ND	ug/L	5.0	0.20	1		05/20/14 00:13	79-00-5	
Trichloroethene	**21.3**	ug/L	5.0	0.17	1		05/20/14 00:13	79-01-6	
Vinyl chloride	ND	ug/L	2.0	0.13	1		05/20/14 00:13	75-01-4	
Xylene (Total)	ND	ug/L	5.0	0.42	1		05/20/14 00:13	1330-20-7	
Surrogates									
4-Bromofluorobenzene (S)	97	%	80-120		1		05/20/14 00:13	460-00-4	
1,2-Dichloroethane-d4 (S)	107	%	80-120		1		05/20/14 00:13	17060-07-0	
Toluene-d8 (S)	102	%	80-120		1		05/20/14 00:13	2037-26-5	
Preservation pH	**1.0**		0.10	0.10	1		05/20/14 00:13		

REPORT OF LABORATORY ANALYSIS

This report shall not be reproduced, except in full,
without the written consent of Pace Analytical Services, Inc..

Pace Analytical Services, Inc.
9608 Loiret Blvd.
Lenexa, KS 66219
(913)599-5665

ANALYTICAL RESULTS

Project: FORT SMITH, AR
Pace Project No.: 60169189

Sample: ITMW-1-201405 **Lab ID: 60169189017** Collected: 05/13/14 16:20 Received: 05/14/14 08:20 Matrix: Water

Parameters	Results	Units	Report Limit	MDL	DF	Prepared	Analyzed	CAS No.	Qual
2320B Alkalinity	Analytical Method: SM 2320B								
Alkalinity,Bicarbonate (CaCO3)	**69.4**	mg/L	20.0	1.9	1		05/19/14 14:57		
Alkalinity, Carbonate (CaCO3)	ND	mg/L	20.0	1.9	1		05/19/14 14:57		
Alkalinity, Total as CaCO3	**69.4**	mg/L	20.0	1.9	1		05/19/14 14:57		
Iron, Ferric (Calculation)	Analytical Method: SM 3500-Fe B#4								
Iron, Ferric	**0.0J**	mg/L	0.20		1		05/28/14 00:00	7439-89-6	
4500H+ pH, Electrometric	Analytical Method: SM 4500-H+B								
pH at 25 Degrees C	**5.9**	Std. Units	0.10	0.10	1		05/22/14 00:00		1e,H6
4500S2D Sulfide, Total	Analytical Method: SM 4500-S-2 D								
Sulfide, Total	ND	mg/L	0.050	0.0096	1		05/20/14 13:37	18496-25-8	
300.0 IC Anions 28 Days	Analytical Method: EPA 300.0								
Chloride	**106**	mg/L	10.0	0.62	10		05/27/14 09:57	16887-00-6	
Sulfate	**16.9**	mg/L	1.0	0.098	1		05/25/14 19:27	14808-79-8	
350.1 Ammonia	Analytical Method: EPA 350.1								
Nitrogen, Ammonia	ND	mg/L	0.10	0.014	1		05/17/14 09:41	7664-41-7	
353.2 Nitrogen, NO2/NO3 unpres	Analytical Method: EPA 353.2								
Nitrogen, Nitrate	**0.98**	mg/L	0.10	0.031	1		05/14/14 14:40		
Nitrogen, Nitrite	ND	mg/L	0.10	0.031	1		05/14/14 14:40		
Nitrogen, NO2 plus NO3	**0.98**	mg/L	0.10	0.013	1		05/14/14 14:40		
Total Carbon Dioxide Calc	Analytical Method: SM 4500-CO2 D								
Carbon Dioxide Calculation	**228**	mg/L			1		05/23/14 00:00		
5310C TOC	Analytical Method: SM 5310C								
Total Organic Carbon	ND	mg/L	1.0	0.50	1		05/21/14 19:51	7440-44-0	
SM4500P-E, Total Phosphorus	Analytical Method: SM 4500-P E Preparation Method: SM4500-P B								
Phosphate as P04	**0.21**	mg/L	0.030	0.015	1	05/22/14 08:58	05/22/14 13:36		

REPORT OF LABORATORY ANALYSIS

This report shall not be reproduced, except in full,
without the written consent of Pace Analytical Services, Inc..

Pace Analytical Services, Inc.
9608 Loiret Blvd.
Lenexa, KS 66219
(913)599-5665

ANALYTICAL RESULTS

Project: FORT SMITH, AR
Pace Project No.: 60169189

Sample: MW-28-201405 **Lab ID: 60169189018** Collected: 05/13/14 09:30 Received: 05/14/14 08:20 Matrix: Water

Parameters	Results	Units	Report Limit	MDL	DF	Prepared	Analyzed	CAS No.	Qual
Alcohol by Direct Inject GCFID	Analytical Method: EPA 8015 - Alcohol								
2-Chloroethanol	ND	ug/L	10000	1190	1		05/20/14 14:09	107-07-3	
6010 MET ICP	Analytical Method: EPA 6010 Preparation Method: EPA 3010								
Iron	**164**	ug/L	50.0	24.0	1	05/22/14 16:05	05/23/14 14:27	7439-89-6	
Manganese	**70.7**	ug/L	5.0	2.5	1	05/22/14 16:05	05/23/14 14:27	7439-96-5	
8260 MSV	Analytical Method: EPA 5030B/8260								
Acetone	ND	ug/L	10.0	1.9	1		05/20/14 00:27	67-64-1	
Benzene	ND	ug/L	5.0	0.060	1		05/20/14 00:27	71-43-2	
Bromodichloromethane	ND	ug/L	5.0	0.19	1		05/20/14 00:27	75-27-4	
Bromoform	ND	ug/L	5.0	0.070	1		05/20/14 00:27	75-25-2	
Bromomethane	ND	ug/L	7.0	0.16	1		05/20/14 00:27	74-83-9	
2-Butanone (MEK)	ND	ug/L	10.0	0.59	1		05/20/14 00:27	78-93-3	
Carbon disulfide	ND	ug/L	10.0	0.12	1		05/20/14 00:27	75-15-0	
Carbon tetrachloride	ND	ug/L	5.0	0.18	1		05/20/14 00:27	56-23-5	
Chlorobenzene	ND	ug/L	5.0	0.21	1		05/20/14 00:27	108-90-7	
Chloroethane	ND	ug/L	10.0	0.15	1		05/20/14 00:27	75-00-3	
Chloroform	ND	ug/L	5.0	0.14	1		05/20/14 00:27	67-66-3	
Chloromethane	ND	ug/L	10.0	0.080	1		05/20/14 00:27	74-87-3	
Dibromochloromethane	ND	ug/L	5.0	0.21	1		05/20/14 00:27	124-48-1	
1,1-Dichloroethane	ND	ug/L	2.4	0.050	1		05/20/14 00:27	75-34-3	
1,2-Dichloroethane	ND	ug/L	5.0	0.12	1		05/20/14 00:27	107-06-2	
1,1-Dichloroethene	ND	ug/L	5.0	0.20	1		05/20/14 00:27	75-35-4	
cis-1,2-Dichloroethene	ND	ug/L	5.0	0.080	1		05/20/14 00:27	156-59-2	
trans-1,2-Dichloroethene	ND	ug/L	5.0	0.20	1		05/20/14 00:27	156-60-5	
1,2-Dichloropropane	ND	ug/L	5.0	0.16	1		05/20/14 00:27	78-87-5	
cis-1,3-Dichloropropene	ND	ug/L	1.0	0.14	1		05/20/14 00:27	10061-01-5	
trans-1,3-Dichloropropene	ND	ug/L	1.0	0.12	1		05/20/14 00:27	10061-02-6	
Ethylbenzene	ND	ug/L	5.0	0.18	1		05/20/14 00:27	100-41-4	
2-Hexanone	ND	ug/L	10.0	1.2	1		05/20/14 00:27	591-78-6	
Methylene chloride	ND	ug/L	5.0	0.15	1		05/20/14 00:27	75-09-2	
4-Methyl-2-pentanone (MIBK)	ND	ug/L	10.0	0.42	1		05/20/14 00:27	108-10-1	
Styrene	ND	ug/L	5.0	0.12	1		05/20/14 00:27	100-42-5	
1,1,2,2-Tetrachloroethane	ND	ug/L	1.0	0.15	1		05/20/14 00:27	79-34-5	
Tetrachloroethene	ND	ug/L	5.0	0.10	1		05/20/14 00:27	127-18-4	
Toluene	ND	ug/L	5.0	0.17	1		05/20/14 00:27	108-88-3	
1,1,1-Trichloroethane	ND	ug/L	5.0	0.11	1		05/20/14 00:27	71-55-6	
1,1,2-Trichloroethane	ND	ug/L	5.0	0.20	1		05/20/14 00:27	79-00-5	
Trichloroethene	**0.30J**	ug/L	5.0	0.17	1		05/20/14 00:27	79-01-6	
Vinyl chloride	ND	ug/L	2.0	0.13	1		05/20/14 00:27	75-01-4	
Xylene (Total)	ND	ug/L	5.0	0.42	1		05/20/14 00:27	1330-20-7	
Surrogates									
4-Bromofluorobenzene (S)	108	%	80-120		1		05/20/14 00:27	460-00-4	
1,2-Dichloroethane-d4 (S)	100	%	80-120		1		05/20/14 00:27	17060-07-0	
Toluene-d8 (S)	101	%	80-120		1		05/20/14 00:27	2037-26-5	
Preservation pH	**1.0**		0.10	0.10	1		05/20/14 00:27		

REPORT OF LABORATORY ANALYSIS

This report shall not be reproduced, except in full,
without the written consent of Pace Analytical Services, Inc..

Pace Analytical Services, Inc.
9608 Loiret Blvd.
Lenexa, KS 66219
(913)599-5665

ANALYTICAL RESULTS

Project: FORT SMITH, AR
Pace Project No.: 60169189

Sample: MW-28-201405 **Lab ID: 60169189018** Collected: 05/13/14 09:30 Received: 05/14/14 08:20 Matrix: Water

Parameters	Results	Units	Report Limit	MDL	DF	Prepared	Analyzed	CAS No.	Qual
2320B Alkalinity	Analytical Method: SM 2320B								
Alkalinity,Bicarbonate (CaCO3)	**94.5**	mg/L	20.0	1.9	1		05/19/14 15:01		
Alkalinity, Carbonate (CaCO3)	ND	mg/L	20.0	1.9	1		05/19/14 15:01		
Alkalinity, Total as CaCO3	**94.5**	mg/L	20.0	1.9	1		05/19/14 15:01		
Iron, Ferric (Calculation)	Analytical Method: SM 3500-Fe B#4								
Iron, Ferric	**0.16J**	mg/L	0.20		1		05/28/14 00:00	7439-89-6	
4500H+ pH, Electrometric	Analytical Method: SM 4500-H+B								
pH at 25 Degrees C	**6.0**	Std. Units	0.10	0.10	1		05/22/14 00:00		1e,H6
4500S2D Sulfide, Total	Analytical Method: SM 4500-S-2 D								
Sulfide, Total	ND	mg/L	0.050	0.0096	1		05/20/14 13:37	18496-25-8	
300.0 IC Anions 28 Days	Analytical Method: EPA 300.0								
Chloride	**24.6**	mg/L	2.0	0.12	2		05/27/14 12:36	16887-00-6	
Sulfate	**40.6**	mg/L	5.0	0.49	5		05/27/14 12:55	14808-79-8	
350.1 Ammonia	Analytical Method: EPA 350.1								
Nitrogen, Ammonia	ND	mg/L	0.10	0.014	1		05/17/14 09:42	7664-41-7	
353.2 Nitrogen, NO2/NO3 unpres	Analytical Method: EPA 353.2								
Nitrogen, Nitrate	ND	mg/L	0.10	0.031	1		05/14/14 14:41		
Nitrogen, Nitrite	ND	mg/L	0.10	0.031	1		05/14/14 14:41		
Nitrogen, NO2 plus NO3	ND	mg/L	0.10	0.013	1		05/14/14 14:41		
Total Carbon Dioxide Calc	Analytical Method: SM 4500-CO2 D								
Carbon Dioxide Calculation	**264**	mg/L			1		05/23/14 00:00		
5310C TOC	Analytical Method: SM 5310C								
Total Organic Carbon	**0.50J**	mg/L	1.0	0.50	1		05/23/14 10:30	7440-44-0	
SM4500P-E, Total Phosphorus	Analytical Method: SM 4500-P E Preparation Method: SM4500-P B								
Phosphate as P04	**0.032**	mg/L	0.030	0.015	1	05/27/14 14:20	05/27/14 15:52		

REPORT OF LABORATORY ANALYSIS

This report shall not be reproduced, except in full,
without the written consent of Pace Analytical Services, Inc..

Pace Analytical Services, Inc.
9608 Loiret Blvd.
Lenexa, KS 66219
(913)599-5665

ANALYTICAL RESULTS

Project: FORT SMITH, AR
Pace Project No.: 60169189

Sample: ITMW-4-201405 **Lab ID: 60169189019** Collected: 05/13/14 11:35 Received: 05/14/14 08:20 Matrix: Water

Parameters	Results	Units	Report Limit	MDL	DF	Prepared	Analyzed	CAS No.	Qual
Alcohol by Direct Inject GCFID	Analytical Method: EPA 8015 - Alcohol								
2-Chloroethanol	ND	ug/L	10000	1190	1		05/20/14 14:20	107-07-3	
6010 MET ICP	Analytical Method: EPA 6010 Preparation Method: EPA 3010								
Iron	**2850**	ug/L	50.0	24.0	1	05/22/14 16:05	05/23/14 14:30	7439-89-6	
Manganese	**3440**	ug/L	5.0	2.5	1	05/22/14 16:05	05/23/14 14:30	7439-96-5	
8260 MSV	Analytical Method: EPA 5030B/8260								
Acetone	ND	ug/L	10.0	1.9	1		05/20/14 00:41	67-64-1	
Benzene	ND	ug/L	5.0	0.060	1		05/20/14 00:41	71-43-2	
Bromodichloromethane	ND	ug/L	5.0	0.19	1		05/20/14 00:41	75-27-4	
Bromoform	ND	ug/L	5.0	0.070	1		05/20/14 00:41	75-25-2	
Bromomethane	ND	ug/L	7.0	0.16	1		05/20/14 00:41	74-83-9	
2-Butanone (MEK)	ND	ug/L	10.0	0.59	1		05/20/14 00:41	78-93-3	
Carbon disulfide	ND	ug/L	10.0	0.12	1		05/20/14 00:41	75-15-0	
Carbon tetrachloride	ND	ug/L	5.0	0.18	1		05/20/14 00:41	56-23-5	
Chlorobenzene	**0.58J**	ug/L	5.0	0.21	1		05/20/14 00:41	108-90-7	
Chloroethane	ND	ug/L	10.0	0.15	1		05/20/14 00:41	75-00-3	
Chloroform	**0.16J**	ug/L	5.0	0.14	1		05/20/14 00:41	67-66-3	
Chloromethane	ND	ug/L	10.0	0.080	1		05/20/14 00:41	74-87-3	
Dibromochloromethane	ND	ug/L	5.0	0.21	1		05/20/14 00:41	124-48-1	
1,1-Dichloroethane	**0.21J**	ug/L	2.4	0.050	1		05/20/14 00:41	75-34-3	
1,2-Dichloroethane	ND	ug/L	5.0	0.12	1		05/20/14 00:41	107-06-2	
1,1-Dichloroethene	ND	ug/L	5.0	0.20	1		05/20/14 00:41	75-35-4	
cis-1,2-Dichloroethene	**2.1J**	ug/L	5.0	0.080	1		05/20/14 00:41	156-59-2	
trans-1,2-Dichloroethene	ND	ug/L	5.0	0.20	1		05/20/14 00:41	156-60-5	
1,2-Dichloropropane	ND	ug/L	5.0	0.16	1		05/20/14 00:41	78-87-5	
cis-1,3-Dichloropropene	ND	ug/L	1.0	0.14	1		05/20/14 00:41	10061-01-5	
trans-1,3-Dichloropropene	ND	ug/L	1.0	0.12	1		05/20/14 00:41	10061-02-6	
Ethylbenzene	ND	ug/L	5.0	0.18	1		05/20/14 00:41	100-41-4	
2-Hexanone	ND	ug/L	10.0	1.2	1		05/20/14 00:41	591-78-6	
Methylene chloride	**2.1J**	ug/L	5.0	0.15	1		05/20/14 00:41	75-09-2	
4-Methyl-2-pentanone (MIBK)	ND	ug/L	10.0	0.42	1		05/20/14 00:41	108-10-1	
Styrene	ND	ug/L	5.0	0.12	1		05/20/14 00:41	100-42-5	
1,1,2,2-Tetrachloroethane	ND	ug/L	1.0	0.15	1		05/20/14 00:41	79-34-5	
Tetrachloroethene	ND	ug/L	5.0	0.10	1		05/20/14 00:41	127-18-4	
Toluene	ND	ug/L	5.0	0.17	1		05/20/14 00:41	108-88-3	
1,1,1-Trichloroethane	ND	ug/L	5.0	0.11	1		05/20/14 00:41	71-55-6	
1,1,2-Trichloroethane	ND	ug/L	5.0	0.20	1		05/20/14 00:41	79-00-5	
Trichloroethene	**2.0J**	ug/L	5.0	0.17	1		05/20/14 00:41	79-01-6	
Vinyl chloride	**0.18J**	ug/L	2.0	0.13	1		05/20/14 00:41	75-01-4	
Xylene (Total)	ND	ug/L	5.0	0.42	1		05/20/14 00:41	1330-20-7	
Surrogates									
4-Bromofluorobenzene (S)	99	%	80-120		1		05/20/14 00:41	460-00-4	
1,2-Dichloroethane-d4 (S)	101	%	80-120		1		05/20/14 00:41	17060-07-0	
Toluene-d8 (S)	96	%	80-120		1		05/20/14 00:41	2037-26-5	
Preservation pH	**1.0**		0.10	0.10	1		05/20/14 00:41		

REPORT OF LABORATORY ANALYSIS

This report shall not be reproduced, except in full,
without the written consent of Pace Analytical Services, Inc..

Pace Analytical Services, Inc.
9608 Loiret Blvd.
Lenexa, KS 66219
(913)599-5665

ANALYTICAL RESULTS

Project: FORT SMITH, AR
Pace Project No.: 60169189

Sample: ITMW-4-201405 **Lab ID: 60169189019** Collected: 05/13/14 11:35 Received: 05/14/14 08:20 Matrix: Water

Parameters	Results	Units	Report Limit	MDL	DF	Prepared	Analyzed	CAS No.	Qual
2320B Alkalinity	Analytical Method: SM 2320B								
Alkalinity,Bicarbonate (CaCO3)	**94.7**	mg/L	20.0	1.9	1		05/19/14 15:08		
Alkalinity, Carbonate (CaCO3)	ND	mg/L	20.0	1.9	1		05/19/14 15:08		
Alkalinity, Total as CaCO3	**94.7**	mg/L	20.0	1.9	1		05/19/14 15:08		
Iron, Ferric (Calculation)	Analytical Method: SM 3500-Fe B#4								
Iron, Ferric	**2.8**	mg/L	0.20		1		05/28/14 00:00	7439-89-6	
4500H+ pH, Electrometric	Analytical Method: SM 4500-H+B								
pH at 25 Degrees C	**6.3**	Std. Units	0.10	0.10	1		05/22/14 00:00		1e,H6
4500S2D Sulfide, Total	Analytical Method: SM 4500-S-2 D								
Sulfide, Total	ND	mg/L	0.050	0.0096	1		05/20/14 13:38	18496-25-8	
300.0 IC Anions 28 Days	Analytical Method: EPA 300.0								
Chloride	**8.4**	mg/L	1.0	0.062	1		05/25/14 19:56	16887-00-6	
Sulfate	**17.0**	mg/L	1.0	0.098	1		05/25/14 19:56	14808-79-8	
350.1 Ammonia	Analytical Method: EPA 350.1								
Nitrogen, Ammonia	**0.34**	mg/L	0.10	0.014	1		05/17/14 09:43	7664-41-7	
353.2 Nitrogen, NO2/NO3 unpres	Analytical Method: EPA 353.2								
Nitrogen, Nitrate	ND	mg/L	0.10	0.031	1		05/14/14 14:41		
Nitrogen, Nitrite	ND	mg/L	0.10	0.031	1		05/14/14 14:41		
Nitrogen, NO2 plus NO3	ND	mg/L	0.10	0.013	1		05/14/14 14:41		
Total Carbon Dioxide Calc	Analytical Method: SM 4500-CO2 D								
Carbon Dioxide Calculation	**178**	mg/L			1		05/23/14 00:00		
5310C TOC	Analytical Method: SM 5310C								
Total Organic Carbon	**8.9**	mg/L	1.0	0.50	1		05/23/14 11:09	7440-44-0	
SM4500P-E, Total Phosphorus	Analytical Method: SM 4500-P E Preparation Method: SM4500-P B								
Phosphate as P04	**0.066**	mg/L	0.030	0.015	1	05/27/14 14:20	05/27/14 15:53		

REPORT OF LABORATORY ANALYSIS

This report shall not be reproduced, except in full,
without the written consent of Pace Analytical Services, Inc..

Pace Analytical Services, Inc.
9608 Loiret Blvd.
Lenexa, KS 66219
(913)599-5665

ANALYTICAL RESULTS

Project: FORT SMITH, AR
Pace Project No.: 60169189

Sample: MW-29-201405 **Lab ID: 60169189020** Collected: 05/13/14 13:40 Received: 05/14/14 08:20 Matrix: Water

Parameters	Results	Units	Report Limit	MDL	DF	Prepared	Analyzed	CAS No.	Qual
Alcohol by Direct Inject GCFID	Analytical Method: EPA 8015 - Alcohol								
2-Chloroethanol	ND	ug/L	10000	1190	1		05/20/14 14:31	107-07-3	
6010 MET ICP	Analytical Method: EPA 6010 Preparation Method: EPA 3010								
Iron	**51.1**	ug/L	50.0	24.0	1	05/22/14 16:05	05/23/14 14:34	7439-89-6	
Manganese	**280**	ug/L	5.0	2.5	1	05/22/14 16:05	05/23/14 14:34	7439-96-5	
8260 MSV	Analytical Method: EPA 5030B/8260								
Acetone	ND	ug/L	10.0	1.9	1		05/20/14 00:55	67-64-1	
Benzene	**0.29J**	ug/L	5.0	0.060	1		05/20/14 00:55	71-43-2	
Bromodichloromethane	ND	ug/L	5.0	0.19	1		05/20/14 00:55	75-27-4	
Bromoform	ND	ug/L	5.0	0.070	1		05/20/14 00:55	75-25-2	
Bromomethane	ND	ug/L	7.0	0.16	1		05/20/14 00:55	74-83-9	
2-Butanone (MEK)	ND	ug/L	10.0	0.59	1		05/20/14 00:55	78-93-3	
Carbon disulfide	ND	ug/L	10.0	0.12	1		05/20/14 00:55	75-15-0	
Carbon tetrachloride	ND	ug/L	5.0	0.18	1		05/20/14 00:55	56-23-5	
Chlorobenzene	**11.5**	ug/L	5.0	0.21	1		05/20/14 00:55	108-90-7	
Chloroethane	ND	ug/L	10.0	0.15	1		05/20/14 00:55	75-00-3	
Chloroform	ND	ug/L	5.0	0.14	1		05/20/14 00:55	67-66-3	
Chloromethane	ND	ug/L	10.0	0.080	1		05/20/14 00:55	74-87-3	
Dibromochloromethane	ND	ug/L	5.0	0.21	1		05/20/14 00:55	124-48-1	
1,1-Dichloroethane	ND	ug/L	2.4	0.050	1		05/20/14 00:55	75-34-3	
1,2-Dichloroethane	ND	ug/L	5.0	0.12	1		05/20/14 00:55	107-06-2	
1,1-Dichloroethene	ND	ug/L	5.0	0.20	1		05/20/14 00:55	75-35-4	
cis-1,2-Dichloroethene	ND	ug/L	5.0	0.080	1		05/20/14 00:55	156-59-2	
trans-1,2-Dichloroethene	ND	ug/L	5.0	0.20	1		05/20/14 00:55	156-60-5	
1,2-Dichloropropane	ND	ug/L	5.0	0.16	1		05/20/14 00:55	78-87-5	
cis-1,3-Dichloropropene	ND	ug/L	1.0	0.14	1		05/20/14 00:55	10061-01-5	
trans-1,3-Dichloropropene	ND	ug/L	1.0	0.12	1		05/20/14 00:55	10061-02-6	
Ethylbenzene	ND	ug/L	5.0	0.18	1		05/20/14 00:55	100-41-4	
2-Hexanone	ND	ug/L	10.0	1.2	1		05/20/14 00:55	591-78-6	
Methylene chloride	ND	ug/L	5.0	0.15	1		05/20/14 00:55	75-09-2	
4-Methyl-2-pentanone (MIBK)	ND	ug/L	10.0	0.42	1		05/20/14 00:55	108-10-1	
Styrene	ND	ug/L	5.0	0.12	1		05/20/14 00:55	100-42-5	
1,1,2,2-Tetrachloroethane	ND	ug/L	1.0	0.15	1		05/20/14 00:55	79-34-5	
Tetrachloroethene	ND	ug/L	5.0	0.10	1		05/20/14 00:55	127-18-4	
Toluene	ND	ug/L	5.0	0.17	1		05/20/14 00:55	108-88-3	
1,1,1-Trichloroethane	ND	ug/L	5.0	0.11	1		05/20/14 00:55	71-55-6	
1,1,2-Trichloroethane	ND	ug/L	5.0	0.20	1		05/20/14 00:55	79-00-5	
Trichloroethene	**0.18J**	ug/L	5.0	0.17	1		05/20/14 00:55	79-01-6	
Vinyl chloride	ND	ug/L	2.0	0.13	1		05/20/14 00:55	75-01-4	
Xylene (Total)	ND	ug/L	5.0	0.42	1		05/20/14 00:55	1330-20-7	
Surrogates									
4-Bromofluorobenzene (S)	98	%	80-120		1		05/20/14 00:55	460-00-4	
1,2-Dichloroethane-d4 (S)	101	%	80-120		1		05/20/14 00:55	17060-07-0	
Toluene-d8 (S)	104	%	80-120		1		05/20/14 00:55	2037-26-5	
Preservation pH	**5.0**		0.10	0.10	1		05/20/14 00:55		pH

REPORT OF LABORATORY ANALYSIS

This report shall not be reproduced, except in full,
without the written consent of Pace Analytical Services, Inc..

Pace Analytical Services, Inc.
9608 Loiret Blvd.
Lenexa, KS 66219
(913)599-5665

ANALYTICAL RESULTS

Project: FORT SMITH, AR
Pace Project No.: 60169189

Sample: MW-29-201405 **Lab ID: 60169189020** Collected: 05/13/14 13:40 Received: 05/14/14 08:20 Matrix: Water

Parameters	Results	Units	Report Limit	MDL	DF	Prepared	Analyzed	CAS No.	Qual
2320B Alkalinity	Analytical Method: SM 2320B								
Alkalinity,Bicarbonate (CaCO3)	**8.5J**	mg/L	20.0	1.9	1		05/19/14 15:11		
Alkalinity, Carbonate (CaCO3)	ND	mg/L	20.0	1.9	1		05/19/14 15:11		
Alkalinity, Total as CaCO3	**8.5J**	mg/L	20.0	1.9	1		05/19/14 15:11		
Iron, Ferric (Calculation)	Analytical Method: SM 3500-Fe B#4								
Iron, Ferric	**0.051J**	mg/L	0.20		1		05/28/14 00:00	7439-89-6	
4500H+ pH, Electrometric	Analytical Method: SM 4500-H+B								
pH at 25 Degrees C	**4.8**	Std. Units	0.10	0.10	1		05/22/14 00:00		1e,H6
4500S2D Sulfide, Total	Analytical Method: SM 4500-S-2 D								
Sulfide, Total	ND	mg/L	0.050	0.0096	1		05/20/14 13:38	18496-25-8	
300.0 IC Anions 28 Days	Analytical Method: EPA 300.0								
Chloride	**116**	mg/L	10.0	0.62	10		05/27/14 10:26	16887-00-6	
Sulfate	**73.4**	mg/L	10.0	0.98	10		05/27/14 10:26	14808-79-8	
350.1 Ammonia	Analytical Method: EPA 350.1								
Nitrogen, Ammonia	ND	mg/L	0.10	0.014	1		05/17/14 09:44	7664-41-7	
353.2 Nitrogen, NO2/NO3 unpres	Analytical Method: EPA 353.2								
Nitrogen, Nitrate	**2.1**	mg/L	0.10	0.031	1		05/14/14 14:42		
Nitrogen, Nitrite	ND	mg/L	0.10	0.031	1		05/14/14 14:42		
Nitrogen, NO2 plus NO3	**2.1**	mg/L	0.10	0.013	1		05/14/14 14:42		
Total Carbon Dioxide Calc	Analytical Method: SM 4500-CO2 D								
Carbon Dioxide Calculation	**0.0**	mg/L			1		05/23/14 00:00		
5310C TOC	Analytical Method: SM 5310C								
Total Organic Carbon	**0.66J**	mg/L	1.0	0.50	1		05/23/14 11:48	7440-44-0	
SM4500P-E, Total Phosphorus	Analytical Method: SM 4500-P E Preparation Method: SM4500-P B								
Phosphate as P04	**0.032**	mg/L	0.030	0.015	1	05/27/14 14:20	05/27/14 16:06		

REPORT OF LABORATORY ANALYSIS

This report shall not be reproduced, except in full,
without the written consent of Pace Analytical Services, Inc..

Pace Analytical Services, Inc.
9608 Loiret Blvd.
Lenexa, KS 66219
(913)599-5665

ANALYTICAL RESULTS

Project: FORT SMITH, AR
Pace Project No.: 60169189

Sample: ITMW-6-201405 **Lab ID: 60169189021** Collected: 05/13/14 16:55 Received: 05/14/14 08:20 Matrix: Water

Parameters	Results	Units	Report Limit	MDL	DF	Prepared	Analyzed	CAS No.	Qual
Alcohol by Direct Inject GCFID	Analytical Method: EPA 8015 - Alcohol								
2-Chloroethanol	ND	ug/L	10000	1190	1		05/20/14 14:43	107-07-3	
6010 MET ICP	Analytical Method: EPA 6010 Preparation Method: EPA 3010								
Iron	**29.8J**	ug/L	50.0	24.0	1	05/22/14 16:05	05/23/14 14:37	7439-89-6	
Manganese	**34.4**	ug/L	5.0	2.5	1	05/22/14 16:05	05/23/14 14:37	7439-96-5	
8260 MSV	Analytical Method: EPA 5030B/8260								
Acetone	ND	ug/L	10.0	1.9	1		05/20/14 01:09	67-64-1	
Benzene	ND	ug/L	5.0	0.060	1		05/20/14 01:09	71-43-2	
Bromodichloromethane	ND	ug/L	5.0	0.19	1		05/20/14 01:09	75-27-4	
Bromoform	ND	ug/L	5.0	0.070	1		05/20/14 01:09	75-25-2	
Bromomethane	ND	ug/L	7.0	0.16	1		05/20/14 01:09	74-83-9	
2-Butanone (MEK)	ND	ug/L	10.0	0.59	1		05/20/14 01:09	78-93-3	
Carbon disulfide	ND	ug/L	10.0	0.12	1		05/20/14 01:09	75-15-0	
Carbon tetrachloride	ND	ug/L	5.0	0.18	1		05/20/14 01:09	56-23-5	
Chlorobenzene	ND	ug/L	5.0	0.21	1		05/20/14 01:09	108-90-7	
Chloroethane	ND	ug/L	10.0	0.15	1		05/20/14 01:09	75-00-3	
Chloroform	ND	ug/L	5.0	0.14	1		05/20/14 01:09	67-66-3	
Chloromethane	ND	ug/L	10.0	0.080	1		05/20/14 01:09	74-87-3	
Dibromochloromethane	ND	ug/L	5.0	0.21	1		05/20/14 01:09	124-48-1	
1,1-Dichloroethane	**4.6**	ug/L	2.4	0.050	1		05/20/14 01:09	75-34-3	
1,2-Dichloroethane	ND	ug/L	5.0	0.12	1		05/20/14 01:09	107-06-2	
1,1-Dichloroethene	**0.57J**	ug/L	5.0	0.20	1		05/20/14 01:09	75-35-4	
cis-1,2-Dichloroethene	**5.3**	ug/L	5.0	0.080	1		05/20/14 01:09	156-59-2	
trans-1,2-Dichloroethene	ND	ug/L	5.0	0.20	1		05/20/14 01:09	156-60-5	
1,2-Dichloropropane	ND	ug/L	5.0	0.16	1		05/20/14 01:09	78-87-5	
cis-1,3-Dichloropropene	ND	ug/L	1.0	0.14	1		05/20/14 01:09	10061-01-5	
trans-1,3-Dichloropropene	ND	ug/L	1.0	0.12	1		05/20/14 01:09	10061-02-6	
Ethylbenzene	ND	ug/L	5.0	0.18	1		05/20/14 01:09	100-41-4	
2-Hexanone	ND	ug/L	10.0	1.2	1		05/20/14 01:09	591-78-6	
Methylene chloride	ND	ug/L	5.0	0.15	1		05/20/14 01:09	75-09-2	
4-Methyl-2-pentanone (MIBK)	ND	ug/L	10.0	0.42	1		05/20/14 01:09	108-10-1	
Styrene	ND	ug/L	5.0	0.12	1		05/20/14 01:09	100-42-5	
1,1,2,2-Tetrachloroethane	ND	ug/L	1.0	0.15	1		05/20/14 01:09	79-34-5	
Tetrachloroethene	ND	ug/L	5.0	0.10	1		05/20/14 01:09	127-18-4	
Toluene	ND	ug/L	5.0	0.17	1		05/20/14 01:09	108-88-3	
1,1,1-Trichloroethane	ND	ug/L	5.0	0.11	1		05/20/14 01:09	71-55-6	
1,1,2-Trichloroethane	ND	ug/L	5.0	0.20	1		05/20/14 01:09	79-00-5	
Trichloroethene	**3.6J**	ug/L	5.0	0.17	1		05/20/14 01:09	79-01-6	
Vinyl chloride	**0.17J**	ug/L	2.0	0.13	1		05/20/14 01:09	75-01-4	
Xylene (Total)	ND	ug/L	5.0	0.42	1		05/20/14 01:09	1330-20-7	
Surrogates									
4-Bromofluorobenzene (S)	100	%	80-120		1		05/20/14 01:09	460-00-4	
1,2-Dichloroethane-d4 (S)	104	%	80-120		1		05/20/14 01:09	17060-07-0	
Toluene-d8 (S)	101	%	80-120		1		05/20/14 01:09	2037-26-5	
Preservation pH	**1.0**		0.10	0.10	1		05/20/14 01:09		

REPORT OF LABORATORY ANALYSIS

This report shall not be reproduced, except in full,
without the written consent of Pace Analytical Services, Inc..

Pace Analytical Services, Inc.
9608 Loiret Blvd.
Lenexa, KS 66219
(913)599-5665

ANALYTICAL RESULTS

Project: FORT SMITH, AR
Pace Project No.: 60169189

Sample: ITMW-6-201405 **Lab ID: 60169189021** Collected: 05/13/14 16:55 Received: 05/14/14 08:20 Matrix: Water

Parameters	Results	Units	Report Limit	MDL	DF	Prepared	Analyzed	CAS No.	Qual
2320B Alkalinity	Analytical Method: SM 2320B								
Alkalinity,Bicarbonate (CaCO3)	**137**	mg/L	20.0	1.9	1		05/19/14 15:15		
Alkalinity, Carbonate (CaCO3)	ND	mg/L	20.0	1.9	1		05/19/14 15:15		
Alkalinity, Total as CaCO3	**137**	mg/L	20.0	1.9	1		05/19/14 15:15		
Iron, Ferric (Calculation)	Analytical Method: SM 3500-Fe B#4								
Iron, Ferric	**0.019J**	mg/L	0.20		1		05/29/14 00:00	7439-89-6	
4500H+ pH, Electrometric	Analytical Method: SM 4500-H+B								
pH at 25 Degrees C	**5.9**	Std. Units	0.10	0.10	1		05/21/14 00:00		1e,H6
4500S2D Sulfide, Total	Analytical Method: SM 4500-S-2 D								
Sulfide, Total	ND	mg/L	0.050	0.0096	1		05/20/14 13:38	18496-25-8	
300.0 IC Anions 28 Days	Analytical Method: EPA 300.0								
Chloride	**150**	mg/L	20.0	10.0	20		05/25/14 18:17	16887-00-6	
Sulfate	**86.4**	mg/L	20.0	10.0	20		05/25/14 18:17	14808-79-8	
350.1 Ammonia	Analytical Method: EPA 350.1								
Nitrogen, Ammonia	ND	mg/L	0.10	0.014	1		05/17/14 09:45	7664-41-7	
353.2 Nitrogen, NO2/NO3 unpres	Analytical Method: EPA 353.2								
Nitrogen, Nitrate	**23.1**	mg/L	0.50	0.16	5		05/14/14 14:53		
Nitrogen, Nitrite	ND	mg/L	0.50	0.16	5		05/14/14 14:53		
Nitrogen, NO2 plus NO3	**23.1**	mg/L	0.50	0.066	5		05/14/14 14:53		
Total Carbon Dioxide Calc	Analytical Method: SM 4500-CO2 D								
Carbon Dioxide Calculation	**457**	mg/L			1		05/23/14 00:00		
5310C TOC	Analytical Method: SM 5310C								
Total Organic Carbon	**0.54J**	mg/L	1.0	0.50	1		05/23/14 12:07	7440-44-0	
SM4500P-E, Total Phosphorus	Analytical Method: SM 4500-P E Preparation Method: SM4500-P B								
Phosphate as P04	**0.12**	mg/L	0.030	0.015	1	05/27/14 14:20	05/27/14 15:54		

REPORT OF LABORATORY ANALYSIS

This report shall not be reproduced, except in full,
without the written consent of Pace Analytical Services, Inc..

Pace Analytical Services, Inc.
9608 Loiret Blvd.
Lenexa, KS 66219
(913)599-5665

ANALYTICAL RESULTS

Project: FORT SMITH, AR
Pace Project No.: 60169189

Sample: MW-35R-201405 **Lab ID: 60169189022** Collected: 05/13/14 17:05 Received: 05/14/14 08:20 Matrix: Water

Parameters	Results	Units	Report Limit	MDL	DF	Prepared	Analyzed	CAS No.	Qual
Alcohol by Direct Inject GCFID	Analytical Method: EPA 8015 - Alcohol								
2-Chloroethanol	ND	ug/L	10000	1190	1		05/20/14 14:54	107-07-3	
6010 MET ICP	Analytical Method: EPA 6010 Preparation Method: EPA 3010								
Iron	**203**	ug/L	50.0	24.0	1	05/22/14 16:05	05/23/14 16:08	7439-89-6	
Manganese	**281**	ug/L	5.0	2.5	1	05/22/14 16:05	05/23/14 16:08	7439-96-5	
8260 MSV	Analytical Method: EPA 5030B/8260								
Acetone	ND	ug/L	10.0	1.9	1		05/20/14 01:24	67-64-1	
Benzene	ND	ug/L	5.0	0.060	1		05/20/14 01:24	71-43-2	
Bromodichloromethane	ND	ug/L	5.0	0.19	1		05/20/14 01:24	75-27-4	
Bromoform	**1.1J**	ug/L	5.0	0.070	1		05/20/14 01:24	75-25-2	
Bromomethane	ND	ug/L	7.0	0.16	1		05/20/14 01:24	74-83-9	
2-Butanone (MEK)	ND	ug/L	10.0	0.59	1		05/20/14 01:24	78-93-3	
Carbon disulfide	**0.26J**	ug/L	10.0	0.12	1		05/20/14 01:24	75-15-0	
Carbon tetrachloride	ND	ug/L	5.0	0.18	1		05/20/14 01:24	56-23-5	
Chlorobenzene	ND	ug/L	5.0	0.21	1		05/20/14 01:24	108-90-7	
Chloroethane	ND	ug/L	10.0	0.15	1		05/20/14 01:24	75-00-3	
Chloroform	**0.14J**	ug/L	5.0	0.14	1		05/20/14 01:24	67-66-3	
Chloromethane	ND	ug/L	10.0	0.080	1		05/20/14 01:24	74-87-3	
Dibromochloromethane	ND	ug/L	5.0	0.21	1		05/20/14 01:24	124-48-1	
1,1-Dichloroethane	ND	ug/L	2.4	0.050	1		05/20/14 01:24	75-34-3	
1,2-Dichloroethane	ND	ug/L	5.0	0.12	1		05/20/14 01:24	107-06-2	
1,1-Dichloroethene	ND	ug/L	5.0	0.20	1		05/20/14 01:24	75-35-4	
cis-1,2-Dichloroethene	**6.1**	ug/L	5.0	0.080	1		05/20/14 01:24	156-59-2	
trans-1,2-Dichloroethene	**0.87J**	ug/L	5.0	0.20	1		05/20/14 01:24	156-60-5	
1,2-Dichloropropane	ND	ug/L	5.0	0.16	1		05/20/14 01:24	78-87-5	
cis-1,3-Dichloropropene	ND	ug/L	1.0	0.14	1		05/20/14 01:24	10061-01-5	
trans-1,3-Dichloropropene	ND	ug/L	1.0	0.12	1		05/20/14 01:24	10061-02-6	
Ethylbenzene	ND	ug/L	5.0	0.18	1		05/20/14 01:24	100-41-4	
2-Hexanone	ND	ug/L	10.0	1.2	1		05/20/14 01:24	591-78-6	
Methylene chloride	ND	ug/L	5.0	0.15	1		05/20/14 01:24	75-09-2	
4-Methyl-2-pentanone (MIBK)	ND	ug/L	10.0	0.42	1		05/20/14 01:24	108-10-1	
Styrene	ND	ug/L	5.0	0.12	1		05/20/14 01:24	100-42-5	
1,1,2,2-Tetrachloroethane	ND	ug/L	1.0	0.15	1		05/20/14 01:24	79-34-5	
Tetrachloroethene	ND	ug/L	5.0	0.10	1		05/20/14 01:24	127-18-4	
Toluene	ND	ug/L	5.0	0.17	1		05/20/14 01:24	108-88-3	
1,1,1-Trichloroethane	ND	ug/L	5.0	0.11	1		05/20/14 01:24	71-55-6	
1,1,2-Trichloroethane	ND	ug/L	5.0	0.20	1		05/20/14 01:24	79-00-5	
Trichloroethene	**183**	ug/L	5.0	0.17	1		05/20/14 01:24	79-01-6	
Vinyl chloride	ND	ug/L	2.0	0.13	1		05/20/14 01:24	75-01-4	
Xylene (Total)	ND	ug/L	5.0	0.42	1		05/20/14 01:24	1330-20-7	
Surrogates									
4-Bromofluorobenzene (S)	98	%	80-120		1		05/20/14 01:24	460-00-4	
1,2-Dichloroethane-d4 (S)	102	%	80-120		1		05/20/14 01:24	17060-07-0	
Toluene-d8 (S)	98	%	80-120		1		05/20/14 01:24	2037-26-5	
Preservation pH	**1.0**		0.10	0.10	1		05/20/14 01:24		

REPORT OF LABORATORY ANALYSIS

This report shall not be reproduced, except in full,
without the written consent of Pace Analytical Services, Inc..

Pace Analytical Services, Inc.
9608 Loiret Blvd.
Lenexa, KS 66219
(913)599-5665

ANALYTICAL RESULTS

Project: FORT SMITH, AR
Pace Project No.: 60169189

Sample: MW-35R-201405 **Lab ID: 60169189022** Collected: 05/13/14 17:05 Received: 05/14/14 08:20 Matrix: Water

Parameters	Results	Units	Report Limit	MDL	DF	Prepared	Analyzed	CAS No.	Qual
2320B Alkalinity	Analytical Method: SM 2320B								
Alkalinity,Bicarbonate (CaCO3)	**218**	mg/L	20.0	1.9	1		05/19/14 15:21		
Alkalinity, Carbonate (CaCO3)	ND	mg/L	20.0	1.9	1		05/19/14 15:21		
Alkalinity, Total as CaCO3	**218**	mg/L	20.0	1.9	1		05/19/14 15:21		
Iron, Ferric (Calculation)	Analytical Method: SM 3500-Fe B#4								
Iron, Ferric	**0.17J**	mg/L	0.20		1		05/29/14 00:00	7439-89-6	
4500H+ pH, Electrometric	Analytical Method: SM 4500-H+B								
pH at 25 Degrees C	**6.3**	Std. Units	0.10	0.10	1		05/21/14 00:00		1e,H6
4500S2D Sulfide, Total	Analytical Method: SM 4500-S-2 D								
Sulfide, Total	ND	mg/L	0.050	0.0096	1		05/20/14 13:39	18496-25-8	
300.0 IC Anions 28 Days	Analytical Method: EPA 300.0								
Chloride	**276**	mg/L	50.0	25.0	50		05/25/14 18:32	16887-00-6	B
Sulfate	**422**	mg/L	50.0	25.0	50		05/25/14 18:32	14808-79-8	
350.1 Ammonia	Analytical Method: EPA 350.1								
Nitrogen, Ammonia	**0.39**	mg/L	0.10	0.014	1		05/17/14 09:47	7664-41-7	
353.2 Nitrogen, NO2/NO3 unpres	Analytical Method: EPA 353.2								
Nitrogen, Nitrate	**0.042J**	mg/L	0.10	0.031	1		05/14/14 14:54		
Nitrogen, Nitrite	**0.10**	mg/L	0.10	0.031	1		05/14/14 14:54		
Nitrogen, NO2 plus NO3	**0.15**	mg/L	0.10	0.013	1		05/14/14 14:54		
Total Carbon Dioxide Calc	Analytical Method: SM 4500-CO2 D								
Carbon Dioxide Calculation	**431**	mg/L			1		05/23/14 00:00		
5310C TOC	Analytical Method: SM 5310C								
Total Organic Carbon	**3.4**	mg/L	1.0	0.50	1		05/23/14 12:46	7440-44-0	
SM4500P-E, Total Phosphorus	Analytical Method: SM 4500-P E Preparation Method: SM4500-P B								
Phosphate as P04	**0.99**	mg/L	0.030	0.015	1	05/27/14 14:20	05/27/14 15:54		

REPORT OF LABORATORY ANALYSIS

This report shall not be reproduced, except in full,
without the written consent of Pace Analytical Services, Inc..

Pace Analytical Services, Inc.
9608 Loiret Blvd.
Lenexa, KS 66219
(913)599-5665

ANALYTICAL RESULTS

Project: FORT SMITH, AR
Pace Project No.: 60169189

Sample: TRIP BLANK 1 **Lab ID: 60169189023** Collected: 05/13/14 09:15 Received: 05/14/14 08:20 Matrix: Water

Parameters	Results	Units	Report Limit	MDL	DF	Prepared	Analyzed	CAS No.	Qual
8260 MSV	Analytical Method: EPA 5030B/8260								
Acetone	ND	ug/L	10.0	1.9	1		05/19/14 20:53	67-64-1	
Benzene	ND	ug/L	5.0	0.060	1		05/19/14 20:53	71-43-2	
Bromodichloromethane	ND	ug/L	5.0	0.19	1		05/19/14 20:53	75-27-4	
Bromoform	ND	ug/L	5.0	0.070	1		05/19/14 20:53	75-25-2	
Bromomethane	ND	ug/L	7.0	0.16	1		05/19/14 20:53	74-83-9	
2-Butanone (MEK)	ND	ug/L	10.0	0.59	1		05/19/14 20:53	78-93-3	
Carbon disulfide	ND	ug/L	10.0	0.12	1		05/19/14 20:53	75-15-0	
Carbon tetrachloride	ND	ug/L	5.0	0.18	1		05/19/14 20:53	56-23-5	
Chlorobenzene	ND	ug/L	5.0	0.21	1		05/19/14 20:53	108-90-7	
Chloroethane	ND	ug/L	10.0	0.15	1		05/19/14 20:53	75-00-3	
Chloroform	ND	ug/L	5.0	0.14	1		05/19/14 20:53	67-66-3	
Chloromethane	ND	ug/L	10.0	0.080	1		05/19/14 20:53	74-87-3	
Dibromochloromethane	ND	ug/L	5.0	0.21	1		05/19/14 20:53	124-48-1	
1,1-Dichloroethane	ND	ug/L	2.4	0.050	1		05/19/14 20:53	75-34-3	
1,2-Dichloroethane	ND	ug/L	5.0	0.12	1		05/19/14 20:53	107-06-2	
1,1-Dichloroethene	ND	ug/L	5.0	0.20	1		05/19/14 20:53	75-35-4	
cis-1,2-Dichloroethene	ND	ug/L	5.0	0.080	1		05/19/14 20:53	156-59-2	
trans-1,2-Dichloroethene	ND	ug/L	5.0	0.20	1		05/19/14 20:53	156-60-5	
1,2-Dichloropropane	ND	ug/L	5.0	0.16	1		05/19/14 20:53	78-87-5	
cis-1,3-Dichloropropene	ND	ug/L	1.0	0.14	1		05/19/14 20:53	10061-01-5	
trans-1,3-Dichloropropene	ND	ug/L	1.0	0.12	1		05/19/14 20:53	10061-02-6	
Ethylbenzene	ND	ug/L	5.0	0.18	1		05/19/14 20:53	100-41-4	
2-Hexanone	ND	ug/L	10.0	1.2	1		05/19/14 20:53	591-78-6	
Methylene chloride	ND	ug/L	5.0	0.15	1		05/19/14 20:53	75-09-2	
4-Methyl-2-pentanone (MIBK)	ND	ug/L	10.0	0.42	1		05/19/14 20:53	108-10-1	
Styrene	ND	ug/L	5.0	0.12	1		05/19/14 20:53	100-42-5	
1,1,2,2-Tetrachloroethane	ND	ug/L	1.0	0.15	1		05/19/14 20:53	79-34-5	
Tetrachloroethene	ND	ug/L	5.0	0.10	1		05/19/14 20:53	127-18-4	
Toluene	ND	ug/L	5.0	0.17	1		05/19/14 20:53	108-88-3	
1,1,1-Trichloroethane	ND	ug/L	5.0	0.11	1		05/19/14 20:53	71-55-6	
1,1,2-Trichloroethane	ND	ug/L	5.0	0.20	1		05/19/14 20:53	79-00-5	
Trichloroethene	ND	ug/L	5.0	0.17	1		05/19/14 20:53	79-01-6	
Vinyl chloride	ND	ug/L	2.0	0.13	1		05/19/14 20:53	75-01-4	
Xylene (Total)	ND	ug/L	5.0	0.42	1		05/19/14 20:53	1330-20-7	
Surrogates									
4-Bromofluorobenzene (S)	99	%	80-120		1		05/19/14 20:53	460-00-4	
1,2-Dichloroethane-d4 (S)	102	%	80-120		1		05/19/14 20:53	17060-07-0	
Toluene-d8 (S)	103	%	80-120		1		05/19/14 20:53	2037-26-5	
Preservation pH	**1.0**		0.10	0.10	1		05/19/14 20:53		

REPORT OF LABORATORY ANALYSIS

This report shall not be reproduced, except in full,
without the written consent of Pace Analytical Services, Inc..

Pace Analytical Services, Inc.
9608 Loiret Blvd.
Lenexa, KS 66219
(913)599-5665

ANALYTICAL RESULTS

Project: FORT SMITH, AR
Pace Project No.: 60169189

Sample: TRIP BLANK 2 **Lab ID: 60169189024** Collected: 05/13/14 09:15 Received: 05/14/14 08:20 Matrix: Water

Parameters	Results	Units	Report Limit	MDL	DF	Prepared	Analyzed	CAS No.	Qual
8260 MSV	Analytical Method: EPA 5030B/8260								
Acetone	ND	ug/L	10.0	1.9	1		05/19/14 21:08	67-64-1	
Benzene	ND	ug/L	5.0	0.060	1		05/19/14 21:08	71-43-2	
Bromodichloromethane	ND	ug/L	5.0	0.19	1		05/19/14 21:08	75-27-4	
Bromoform	ND	ug/L	5.0	0.070	1		05/19/14 21:08	75-25-2	
Bromomethane	ND	ug/L	7.0	0.16	1		05/19/14 21:08	74-83-9	
2-Butanone (MEK)	ND	ug/L	10.0	0.59	1		05/19/14 21:08	78-93-3	
Carbon disulfide	ND	ug/L	10.0	0.12	1		05/19/14 21:08	75-15-0	
Carbon tetrachloride	ND	ug/L	5.0	0.18	1		05/19/14 21:08	56-23-5	
Chlorobenzene	ND	ug/L	5.0	0.21	1		05/19/14 21:08	108-90-7	
Chloroethane	ND	ug/L	10.0	0.15	1		05/19/14 21:08	75-00-3	
Chloroform	ND	ug/L	5.0	0.14	1		05/19/14 21:08	67-66-3	
Chloromethane	ND	ug/L	10.0	0.080	1		05/19/14 21:08	74-87-3	
Dibromochloromethane	ND	ug/L	5.0	0.21	1		05/19/14 21:08	124-48-1	
1,1-Dichloroethane	ND	ug/L	2.4	0.050	1		05/19/14 21:08	75-34-3	
1,2-Dichloroethane	ND	ug/L	5.0	0.12	1		05/19/14 21:08	107-06-2	
1,1-Dichloroethene	ND	ug/L	5.0	0.20	1		05/19/14 21:08	75-35-4	
cis-1,2-Dichloroethene	ND	ug/L	5.0	0.080	1		05/19/14 21:08	156-59-2	
trans-1,2-Dichloroethene	ND	ug/L	5.0	0.20	1		05/19/14 21:08	156-60-5	
1,2-Dichloropropane	ND	ug/L	5.0	0.16	1		05/19/14 21:08	78-87-5	
cis-1,3-Dichloropropene	ND	ug/L	1.0	0.14	1		05/19/14 21:08	10061-01-5	
trans-1,3-Dichloropropene	ND	ug/L	1.0	0.12	1		05/19/14 21:08	10061-02-6	
Ethylbenzene	ND	ug/L	5.0	0.18	1		05/19/14 21:08	100-41-4	
2-Hexanone	ND	ug/L	10.0	1.2	1		05/19/14 21:08	591-78-6	
Methylene chloride	ND	ug/L	5.0	0.15	1		05/19/14 21:08	75-09-2	
4-Methyl-2-pentanone (MIBK)	ND	ug/L	10.0	0.42	1		05/19/14 21:08	108-10-1	
Styrene	ND	ug/L	5.0	0.12	1		05/19/14 21:08	100-42-5	
1,1,2,2-Tetrachloroethane	ND	ug/L	1.0	0.15	1		05/19/14 21:08	79-34-5	
Tetrachloroethene	ND	ug/L	5.0	0.10	1		05/19/14 21:08	127-18-4	
Toluene	ND	ug/L	5.0	0.17	1		05/19/14 21:08	108-88-3	
1,1,1-Trichloroethane	ND	ug/L	5.0	0.11	1		05/19/14 21:08	71-55-6	
1,1,2-Trichloroethane	ND	ug/L	5.0	0.20	1		05/19/14 21:08	79-00-5	
Trichloroethene	ND	ug/L	5.0	0.17	1		05/19/14 21:08	79-01-6	
Vinyl chloride	ND	ug/L	2.0	0.13	1		05/19/14 21:08	75-01-4	
Xylene (Total)	ND	ug/L	5.0	0.42	1		05/19/14 21:08	1330-20-7	
Surrogates									
4-Bromofluorobenzene (S)	99	%	80-120		1		05/19/14 21:08	460-00-4	
1,2-Dichloroethane-d4 (S)	102	%	80-120		1		05/19/14 21:08	17060-07-0	
Toluene-d8 (S)	99	%	80-120		1		05/19/14 21:08	2037-26-5	
Preservation pH	**1.0**		0.10	0.10	1		05/19/14 21:08		

REPORT OF LABORATORY ANALYSIS

This report shall not be reproduced, except in full,
without the written consent of Pace Analytical Services, Inc..

Pace Analytical Services, Inc.
9608 Loiret Blvd.
Lenexa, KS 66219
(913)599-5665

ANALYTICAL RESULTS

Project: FORT SMITH, AR
Pace Project No.: 60169189

Sample: TRIP BLANK 3 **Lab ID: 60169189025** Collected: 05/13/14 09:15 Received: 05/14/14 08:20 Matrix: Water

Parameters	Results	Units	Report Limit	MDL	DF	Prepared	Analyzed	CAS No.	Qual
8260 MSV	Analytical Method: EPA 5030B/8260								
Acetone	ND	ug/L	10.0	1.9	1		05/19/14 21:22	67-64-1	
Benzene	ND	ug/L	5.0	0.060	1		05/19/14 21:22	71-43-2	
Bromodichloromethane	ND	ug/L	5.0	0.19	1		05/19/14 21:22	75-27-4	
Bromoform	ND	ug/L	5.0	0.070	1		05/19/14 21:22	75-25-2	
Bromomethane	ND	ug/L	7.0	0.16	1		05/19/14 21:22	74-83-9	
2-Butanone (MEK)	ND	ug/L	10.0	0.59	1		05/19/14 21:22	78-93-3	
Carbon disulfide	ND	ug/L	10.0	0.12	1		05/19/14 21:22	75-15-0	
Carbon tetrachloride	ND	ug/L	5.0	0.18	1		05/19/14 21:22	56-23-5	
Chlorobenzene	ND	ug/L	5.0	0.21	1		05/19/14 21:22	108-90-7	
Chloroethane	ND	ug/L	10.0	0.15	1		05/19/14 21:22	75-00-3	
Chloroform	ND	ug/L	5.0	0.14	1		05/19/14 21:22	67-66-3	
Chloromethane	ND	ug/L	10.0	0.080	1		05/19/14 21:22	74-87-3	
Dibromochloromethane	ND	ug/L	5.0	0.21	1		05/19/14 21:22	124-48-1	
1,1-Dichloroethane	ND	ug/L	2.4	0.050	1		05/19/14 21:22	75-34-3	
1,2-Dichloroethane	ND	ug/L	5.0	0.12	1		05/19/14 21:22	107-06-2	
1,1-Dichloroethene	ND	ug/L	5.0	0.20	1		05/19/14 21:22	75-35-4	
cis-1,2-Dichloroethene	ND	ug/L	5.0	0.080	1		05/19/14 21:22	156-59-2	
trans-1,2-Dichloroethene	ND	ug/L	5.0	0.20	1		05/19/14 21:22	156-60-5	
1,2-Dichloropropane	ND	ug/L	5.0	0.16	1		05/19/14 21:22	78-87-5	
cis-1,3-Dichloropropene	ND	ug/L	1.0	0.14	1		05/19/14 21:22	10061-01-5	
trans-1,3-Dichloropropene	ND	ug/L	1.0	0.12	1		05/19/14 21:22	10061-02-6	
Ethylbenzene	ND	ug/L	5.0	0.18	1		05/19/14 21:22	100-41-4	
2-Hexanone	ND	ug/L	10.0	1.2	1		05/19/14 21:22	591-78-6	
Methylene chloride	ND	ug/L	5.0	0.15	1		05/19/14 21:22	75-09-2	
4-Methyl-2-pentanone (MIBK)	ND	ug/L	10.0	0.42	1		05/19/14 21:22	108-10-1	
Styrene	ND	ug/L	5.0	0.12	1		05/19/14 21:22	100-42-5	
1,1,2,2-Tetrachloroethane	ND	ug/L	1.0	0.15	1		05/19/14 21:22	79-34-5	
Tetrachloroethene	ND	ug/L	5.0	0.10	1		05/19/14 21:22	127-18-4	
Toluene	ND	ug/L	5.0	0.17	1		05/19/14 21:22	108-88-3	
1,1,1-Trichloroethane	ND	ug/L	5.0	0.11	1		05/19/14 21:22	71-55-6	
1,1,2-Trichloroethane	ND	ug/L	5.0	0.20	1		05/19/14 21:22	79-00-5	
Trichloroethene	ND	ug/L	5.0	0.17	1		05/19/14 21:22	79-01-6	
Vinyl chloride	ND	ug/L	2.0	0.13	1		05/19/14 21:22	75-01-4	
Xylene (Total)	ND	ug/L	5.0	0.42	1		05/19/14 21:22	1330-20-7	
Surrogates									
4-Bromofluorobenzene (S)	96	%	80-120		1		05/19/14 21:22	460-00-4	
1,2-Dichloroethane-d4 (S)	101	%	80-120		1		05/19/14 21:22	17060-07-0	
Toluene-d8 (S)	102	%	80-120		1		05/19/14 21:22	2037-26-5	
Preservation pH	**1.0**		0.10	0.10	1		05/19/14 21:22		

REPORT OF LABORATORY ANALYSIS

This report shall not be reproduced, except in full,
without the written consent of Pace Analytical Services, Inc..

Pace Analytical Services, Inc.
9608 Loiret Blvd.
Lenexa, KS 66219
(913)599-5665

ANALYTICAL RESULTS

Project: FORT SMITH, AR
Pace Project No.: 60169189

Sample: TRIP BLANK 4 **Lab ID: 60169189026** Collected: 05/13/14 09:15 Received: 05/14/14 08:20 Matrix: Water

Parameters	Results	Units	Report Limit	MDL	DF	Prepared	Analyzed	CAS No.	Qual
8260 MSV	Analytical Method: EPA 5030B/8260								
Acetone	ND	ug/L	10.0	1.9	1		05/19/14 21:36	67-64-1	
Benzene	ND	ug/L	5.0	0.060	1		05/19/14 21:36	71-43-2	
Bromodichloromethane	ND	ug/L	5.0	0.19	1		05/19/14 21:36	75-27-4	
Bromoform	ND	ug/L	5.0	0.070	1		05/19/14 21:36	75-25-2	
Bromomethane	ND	ug/L	7.0	0.16	1		05/19/14 21:36	74-83-9	
2-Butanone (MEK)	ND	ug/L	10.0	0.59	1		05/19/14 21:36	78-93-3	
Carbon disulfide	ND	ug/L	10.0	0.12	1		05/19/14 21:36	75-15-0	
Carbon tetrachloride	ND	ug/L	5.0	0.18	1		05/19/14 21:36	56-23-5	
Chlorobenzene	ND	ug/L	5.0	0.21	1		05/19/14 21:36	108-90-7	
Chloroethane	ND	ug/L	10.0	0.15	1		05/19/14 21:36	75-00-3	
Chloroform	ND	ug/L	5.0	0.14	1		05/19/14 21:36	67-66-3	
Chloromethane	ND	ug/L	10.0	0.080	1		05/19/14 21:36	74-87-3	
Dibromochloromethane	ND	ug/L	5.0	0.21	1		05/19/14 21:36	124-48-1	
1,1-Dichloroethane	ND	ug/L	2.4	0.050	1		05/19/14 21:36	75-34-3	
1,2-Dichloroethane	ND	ug/L	5.0	0.12	1		05/19/14 21:36	107-06-2	
1,1-Dichloroethene	ND	ug/L	5.0	0.20	1		05/19/14 21:36	75-35-4	
cis-1,2-Dichloroethene	ND	ug/L	5.0	0.080	1		05/19/14 21:36	156-59-2	
trans-1,2-Dichloroethene	ND	ug/L	5.0	0.20	1		05/19/14 21:36	156-60-5	
1,2-Dichloropropane	ND	ug/L	5.0	0.16	1		05/19/14 21:36	78-87-5	
cis-1,3-Dichloropropene	ND	ug/L	1.0	0.14	1		05/19/14 21:36	10061-01-5	
trans-1,3-Dichloropropene	ND	ug/L	1.0	0.12	1		05/19/14 21:36	10061-02-6	
Ethylbenzene	ND	ug/L	5.0	0.18	1		05/19/14 21:36	100-41-4	
2-Hexanone	ND	ug/L	10.0	1.2	1		05/19/14 21:36	591-78-6	
Methylene chloride	ND	ug/L	5.0	0.15	1		05/19/14 21:36	75-09-2	
4-Methyl-2-pentanone (MIBK)	ND	ug/L	10.0	0.42	1		05/19/14 21:36	108-10-1	
Styrene	ND	ug/L	5.0	0.12	1		05/19/14 21:36	100-42-5	
1,1,2,2-Tetrachloroethane	ND	ug/L	1.0	0.15	1		05/19/14 21:36	79-34-5	
Tetrachloroethene	ND	ug/L	5.0	0.10	1		05/19/14 21:36	127-18-4	
Toluene	ND	ug/L	5.0	0.17	1		05/19/14 21:36	108-88-3	
1,1,1-Trichloroethane	ND	ug/L	5.0	0.11	1		05/19/14 21:36	71-55-6	
1,1,2-Trichloroethane	ND	ug/L	5.0	0.20	1		05/19/14 21:36	79-00-5	
Trichloroethene	ND	ug/L	5.0	0.17	1		05/19/14 21:36	79-01-6	
Vinyl chloride	ND	ug/L	2.0	0.13	1		05/19/14 21:36	75-01-4	
Xylene (Total)	ND	ug/L	5.0	0.42	1		05/19/14 21:36	1330-20-7	
Surrogates									
4-Bromofluorobenzene (S)	100	%	80-120		1		05/19/14 21:36	460-00-4	
1,2-Dichloroethane-d4 (S)	101	%	80-120		1		05/19/14 21:36	17060-07-0	
Toluene-d8 (S)	99	%	80-120		1		05/19/14 21:36	2037-26-5	
Preservation pH	**1.0**		0.10	0.10	1		05/19/14 21:36		

REPORT OF LABORATORY ANALYSIS

This report shall not be reproduced, except in full,
without the written consent of Pace Analytical Services, Inc..

Pace Analytical Services, Inc.
9608 Loiret Blvd.
Lenexa, KS 66219
(913)599-5665

QUALITY CONTROL DATA

Project: FORT SMITH, AR
Pace Project No.: 60169189

QC Batch: GCSV/2565 Analysis Method: EPA 8015 - Alcohol
QC Batch Method: EPA 8015 - Alcohol Analysis Description: Alcohol by Direct Inject GCFID
Associated Lab Samples: 60169189001, 60169189002, 60169189003, 60169189004, 60169189005, 60169189006, 60169189007, 60169189008, 60169189009, 60169189010, 60169189011, 60169189012, 60169189013, 60169189014

METHOD BLANK: 76429 Matrix: Water
Associated Lab Samples: 60169189001, 60169189002, 60169189003, 60169189004, 60169189005, 60169189006, 60169189007, 60169189008, 60169189009, 60169189010, 60169189011, 60169189012, 60169189013, 60169189014

Parameter	Units	Blank Result	Reporting Limit	Analyzed	Qualifiers
2-Chloroethanol	ug/L	ND	10000	05/19/14 17:06	

LABORATORY CONTROL SAMPLE: 76430

Parameter	Units	Spike Conc.	LCS Result	LCS % Rec	% Rec Limits	Qualifiers
2-Chloroethanol	ug/L	100000	76700	77	40-140	

MATRIX SPIKE & MATRIX SPIKE DUPLICATE: 76431 76432

Parameter	Units	60169189008 Result	MS Spike Conc.	MSD Spike Conc.	MS Result	MSD Result	MS % Rec	MSD % Rec	% Rec Limits	RPD	Max RPD	Qual
2-Chloroethanol	ug/L	ND	100000	100000	77400	79600	77	80	40-140	3	40	

Results presented on this page are in the units indicated by the "Units" column except where an alternate unit is presented to the right of the result.

REPORT OF LABORATORY ANALYSIS

This report shall not be reproduced, except in full,
without the written consent of Pace Analytical Services, Inc..

Pace Analytical Services, Inc.
9608 Loiret Blvd.
Lenexa, KS 66219
(913)599-5665

QUALITY CONTROL DATA

Project: FORT SMITH, AR
Pace Project No.: 60169189

QC Batch: GCSV/2568 Analysis Method: EPA 8015 - Alcohol
QC Batch Method: EPA 8015 - Alcohol Analysis Description: Alcohol by Direct Inject GCFID
Associated Lab Samples: 60169189015, 60169189016, 60169189017, 60169189018, 60169189019, 60169189020, 60169189021, 60169189022

METHOD BLANK: 76554 Matrix: Water
Associated Lab Samples: 60169189015, 60169189016, 60169189017, 60169189018, 60169189019, 60169189020, 60169189021, 60169189022

Parameter	Units	Blank Result	Reporting Limit	Analyzed	Qualifiers
2-Chloroethanol	ug/L	ND	10000	05/20/14 12:50	

LABORATORY CONTROL SAMPLE: 76555

Parameter	Units	Spike Conc.	LCS Result	LCS % Rec	% Rec Limits	Qualifiers
2-Chloroethanol	ug/L	100000	113000	113	40-140	

MATRIX SPIKE & MATRIX SPIKE DUPLICATE: 76556 76557

Parameter	Units	60169189016 Result	MS Spike Conc.	MSD Spike Conc.	MS Result	MSD Result	MS % Rec	MSD % Rec	% Rec Limits	RPD	Max RPD	Qual
2-Chloroethanol	ug/L	ND	100000	100000	111000	115000	111	115	40-140	3	40	

Results presented on this page are in the units indicated by the "Units" column except where an alternate unit is presented to the right of the result.

REPORT OF LABORATORY ANALYSIS

This report shall not be reproduced, except in full,
without the written consent of Pace Analytical Services, Inc..

Pace Analytical Services, Inc.
9608 Loiret Blvd.
Lenexa, KS 66219
(913)599-5665

QUALITY CONTROL DATA

Project: FORT SMITH, AR
Pace Project No.: 60169189

QC Batch: MPRP/27292 Analysis Method: EPA 6010
QC Batch Method: EPA 3010 Analysis Description: 6010 MET
Associated Lab Samples: 60169189001, 60169189002, 60169189003, 60169189004, 60169189005, 60169189006, 60169189007, 60169189008, 60169189009, 60169189010, 60169189011, 60169189012

METHOD BLANK: 1380291 Matrix: Water
Associated Lab Samples: 60169189001, 60169189002, 60169189003, 60169189004, 60169189005, 60169189006, 60169189007, 60169189008, 60169189009, 60169189010, 60169189011, 60169189012

Parameter	Units	Blank Result	Reporting Limit	Analyzed	Qualifiers
Iron	ug/L	ND	50.0	05/21/14 18:04	
Manganese	ug/L	ND	5.0	05/21/14 18:04	

LABORATORY CONTROL SAMPLE: 1380292

Parameter	Units	Spike Conc.	LCS Result	LCS % Rec	% Rec Limits	Qualifiers
Iron	ug/L	10000	9560	96	80-120	
Manganese	ug/L	1000	976	98	80-120	

MATRIX SPIKE & MATRIX SPIKE DUPLICATE: 1380293 1380294

Parameter	Units	60169189008 Result	MS Spike Conc.	MSD Spike Conc.	MS Result	MSD Result	MS % Rec	MSD % Rec	% Rec Limits	RPD	Max RPD	Qual
Iron	ug/L	307	10000	10000	9990	10100	97	98	75-125	1	20	
Manganese	ug/L	158	1000	1000	1130	1140	97	99	75-125	1	20	

Results presented on this page are in the units indicated by the "Units" column except where an alternate unit is presented to the right of the result.

REPORT OF LABORATORY ANALYSIS

This report shall not be reproduced, except in full,
without the written consent of Pace Analytical Services, Inc..

Pace Analytical Services, Inc.
9608 Loiret Blvd.
Lenexa, KS 66219
(913)599-5665

QUALITY CONTROL DATA

Project: FORT SMITH, AR
Pace Project No.: 60169189

QC Batch: MPRP/27348 Analysis Method: EPA 6010
QC Batch Method: EPA 3010 Analysis Description: 6010 MET
Associated Lab Samples: 60169189013, 60169189014, 60169189015, 60169189016, 60169189017, 60169189018, 60169189019, 60169189020, 60169189021, 60169189022

METHOD BLANK: 1382406 Matrix: Water
Associated Lab Samples: 60169189013, 60169189014, 60169189015, 60169189016, 60169189017, 60169189018, 60169189019, 60169189020, 60169189021, 60169189022

Parameter	Units	Blank Result	Reporting Limit	Analyzed	Qualifiers
Iron	ug/L	ND	50.0	05/23/14 13:48	
Manganese	ug/L	ND	5.0	05/23/14 13:48	

LABORATORY CONTROL SAMPLE: 1382407

Parameter	Units	Spike Conc.	LCS Result	LCS % Rec	% Rec Limits	Qualifiers
Iron	ug/L	10000	9840	98	80-120	
Manganese	ug/L	1000	978	98	80-120	

MATRIX SPIKE & MATRIX SPIKE DUPLICATE: 1382408 1382409

Parameter	Units	60169189016 Result	MS Spike Conc.	MSD Spike Conc.	MS Result	MSD Result	MS % Rec	MSD % Rec	% Rec Limits	RPD	Max RPD	Qual
Iron	ug/L	425	10000	10000	10100	10300	97	98	75-125	1	20	
Manganese	ug/L	945	1000	1000	1890	1880	94	93	75-125	1	20	

Results presented on this page are in the units indicated by the "Units" column except where an alternate unit is presented to the right of the result.

REPORT OF LABORATORY ANALYSIS

This report shall not be reproduced, except in full,
without the written consent of Pace Analytical Services, Inc..

Pace Analytical Services, Inc.
9608 Loiret Blvd.
Lenexa, KS 66219
(913)599-5665

QUALITY CONTROL DATA

Project: FORT SMITH, AR
Pace Project No.: 60169189

QC Batch: MSV/61649 Analysis Method: EPA 5030B/8260
QC Batch Method: EPA 5030B/8260 Analysis Description: 8260 MSV Water 10 mL Purge
Associated Lab Samples: 60169189001, 60169189002, 60169189003, 60169189004, 60169189005, 60169189006

METHOD BLANK: 1379665 Matrix: Water
Associated Lab Samples: 60169189001, 60169189002, 60169189003, 60169189004, 60169189005, 60169189006

Parameter	Units	Blank Result	Reporting Limit	Analyzed	Qualifiers
1,1,1-Trichloroethane	ug/L	ND	5.0	05/16/14 18:25	
1,1,2,2-Tetrachloroethane	ug/L	ND	1.0	05/16/14 18:25	
1,1,2-Trichloroethane	ug/L	ND	5.0	05/16/14 18:25	
1,1-Dichloroethane	ug/L	ND	2.4	05/16/14 18:25	
1,1-Dichloroethene	ug/L	ND	5.0	05/16/14 18:25	
1,2-Dichloroethane	ug/L	ND	5.0	05/16/14 18:25	
1,2-Dichloropropane	ug/L	ND	5.0	05/16/14 18:25	
2-Butanone (MEK)	ug/L	ND	10.0	05/16/14 18:25	
2-Hexanone	ug/L	ND	10.0	05/16/14 18:25	
4-Methyl-2-pentanone (MIBK)	ug/L	ND	10.0	05/16/14 18:25	
Acetone	ug/L	ND	10.0	05/16/14 18:25	
Benzene	ug/L	ND	5.0	05/16/14 18:25	
Bromodichloromethane	ug/L	ND	5.0	05/16/14 18:25	
Bromoform	ug/L	ND	5.0	05/16/14 18:25	
Bromomethane	ug/L	ND	7.0	05/16/14 18:25	
Carbon disulfide	ug/L	ND	10.0	05/16/14 18:25	
Carbon tetrachloride	ug/L	ND	5.0	05/16/14 18:25	
Chlorobenzene	ug/L	ND	5.0	05/16/14 18:25	
Chloroethane	ug/L	ND	10.0	05/16/14 18:25	
Chloroform	ug/L	ND	5.0	05/16/14 18:25	
Chloromethane	ug/L	ND	10.0	05/16/14 18:25	
cis-1,2-Dichloroethene	ug/L	ND	5.0	05/16/14 18:25	
cis-1,3-Dichloropropene	ug/L	ND	1.0	05/16/14 18:25	
Dibromochloromethane	ug/L	ND	5.0	05/16/14 18:25	
Ethylbenzene	ug/L	ND	5.0	05/16/14 18:25	
Methylene chloride	ug/L	ND	5.0	05/16/14 18:25	
Styrene	ug/L	ND	5.0	05/16/14 18:25	
Tetrachloroethene	ug/L	ND	5.0	05/16/14 18:25	
Toluene	ug/L	0.40J	5.0	05/16/14 18:25	
trans-1,2-Dichloroethene	ug/L	ND	5.0	05/16/14 18:25	
trans-1,3-Dichloropropene	ug/L	ND	1.0	05/16/14 18:25	
Trichloroethene	ug/L	ND	5.0	05/16/14 18:25	
Vinyl chloride	ug/L	ND	2.0	05/16/14 18:25	
Xylene (Total)	ug/L	ND	5.0	05/16/14 18:25	
1,2-Dichloroethane-d4 (S)	%	99	80-120	05/16/14 18:25	
4-Bromofluorobenzene (S)	%	100	80-120	05/16/14 18:25	
Toluene-d8 (S)	%	102	80-120	05/16/14 18:25	

Results presented on this page are in the units indicated by the "Units" column except where an alternate unit is presented to the right of the result.

REPORT OF LABORATORY ANALYSIS

This report shall not be reproduced, except in full,
without the written consent of Pace Analytical Services, Inc..

Pace Analytical Services, Inc.
9608 Loiret Blvd.
Lenexa, KS 66219
(913)599-5665

QUALITY CONTROL DATA

Project: FORT SMITH, AR
Pace Project No.: 60169189

LABORATORY CONTROL SAMPLE: 1379666

Parameter	Units	Spike Conc.	LCS Result	LCS % Rec	% Rec Limits	Qualifiers
1,1,1-Trichloroethane	ug/L	20	20.0	100	80-121	
1,1,2,2-Tetrachloroethane	ug/L	20	21.2	106	73-124	
1,1,2-Trichloroethane	ug/L	20	20.3	101	80-120	
1,1-Dichloroethane	ug/L	20	19.4	97	77-120	
1,1-Dichloroethene	ug/L	20	20.3	102	78-126	
1,2-Dichloroethane	ug/L	20	20.7	104	77-123	
1,2-Dichloropropane	ug/L	20	19.9	99	80-121	
2-Butanone (MEK)	ug/L	100	101	101	52-145	
2-Hexanone	ug/L	100	111	111	57-139	
4-Methyl-2-pentanone (MIBK)	ug/L	100	103	103	71-131	
Acetone	ug/L	100	106	106	32-155	
Benzene	ug/L	20	19.8	99	80-120	
Bromodichloromethane	ug/L	20	19.1	96	80-120	
Bromoform	ug/L	20	20.3	101	73-124	
Bromomethane	ug/L	20	21.3	107	31-144	
Carbon disulfide	ug/L	20	25.7	129	65-125	L0
Carbon tetrachloride	ug/L	20	19.9	99	78-128	
Chlorobenzene	ug/L	20	20.6	103	80-120	
Chloroethane	ug/L	20	22.3	112	55-137	
Chloroform	ug/L	20	19.2	96	79-120	
Chloromethane	ug/L	20	22.1	111	22-138	
cis-1,2-Dichloroethene	ug/L	20	20.0	100	80-120	
cis-1,3-Dichloropropene	ug/L	20	19.8	99	80-120	
Dibromochloromethane	ug/L	20	20.0	100	80-120	
Ethylbenzene	ug/L	20	19.7	99	80-121	
Methylene chloride	ug/L	20	20.4	102	73-126	
Styrene	ug/L	20	20.9	104	80-120	
Tetrachloroethene	ug/L	20	20.4	102	80-121	
Toluene	ug/L	20	19.4	97	80-122	
trans-1,2-Dichloroethene	ug/L	20	18.6	93	79-121	
trans-1,3-Dichloropropene	ug/L	20	20.5	103	80-127	
Trichloroethene	ug/L	20	20.0	100	80-120	
Vinyl chloride	ug/L	20	24.1	121	59-120	L0
Xylene (Total)	ug/L	60	60.9	102	80-121	
1,2-Dichloroethane-d4 (S)	%			99	80-120	
4-Bromofluorobenzene (S)	%			99	80-120	
Toluene-d8 (S)	%			100	80-120	

MATRIX SPIKE & MATRIX SPIKE DUPLICATE: 1379667 1379668

Parameter	Units	60168997004 Result	MS Spike Conc.	MSD Spike Conc.	MS Result	MSD Result	MS % Rec	MSD % Rec	% Rec Limits	RPD	Max RPD	Qual
1,1,1-Trichloroethane	ug/L	ND	20	20	21.2	21.3	106	107	71-136	0	20	
1,1,2,2-Tetrachloroethane	ug/L	ND	20	20	21.0	21.1	105	106	61-127	1	21	
1,1,2-Trichloroethane	ug/L	ND	20	20	21.2	20.5	106	102	63-123	3	22	

Results presented on this page are in the units indicated by the "Units" column except where an alternate unit is presented to the right of the result.

REPORT OF LABORATORY ANALYSIS

This report shall not be reproduced, except in full,
without the written consent of Pace Analytical Services, Inc..

Pace Analytical Services, Inc.
9608 Loiret Blvd.
Lenexa, KS 66219
(913)599-5665

QUALITY CONTROL DATA

Project: FORT SMITH, AR
Pace Project No.: 60169189

MATRIX SPIKE & MATRIX SPIKE DUPLICATE: 1379667 1379668

Parameter	Units	60168997004 Result	MS Spike Conc.	MSD Spike Conc.	MS Result	MSD Result	MS % Rec	MSD % Rec	% Rec Limits	RPD	Max RPD	Qual
1,1-Dichloroethane	ug/L	ND	20	20	19.8	19.0	99	95	62-128	4	25	
1,1-Dichloroethene	ug/L	ND	20	20	20.6	20.6	103	103	60-144	0	28	
1,2-Dichloroethane	ug/L	ND	20	20	20.7	20.5	104	102	49-148	1	35	
1,2-Dichloropropane	ug/L	ND	20	20	20.5	19.9	102	100	66-130	3	22	
2-Butanone (MEK)	ug/L	ND	100	100	98.0	96.4	98	96	36-145	2	23	
2-Hexanone	ug/L	ND	100	100	110	108	110	108	42-140	1	24	
4-Methyl-2-pentanone (MIBK)	ug/L	ND	100	100	104	102	104	102	52-137	2	24	
Acetone	ug/L	ND	100	100	102	99.8	102	100	24-151	2	23	
Benzene	ug/L	13.3	20	20	32.6	33.1	96	99	37-157	2	32	
Bromodichloromethane	ug/L	ND	20	20	20.1	19.6	101	98	67-125	2	21	
Bromoform	ug/L	ND	20	20	20.1	19.8	101	99	55-124	2	23	
Bromomethane	ug/L	ND	20	20	13.7	16.3	68	82	25-138	18	42	
Carbon disulfide	ug/L	ND	20	20	25.9	26.2	130	131	57-133	1	23	
Carbon tetrachloride	ug/L	ND	20	20	21.7	21.4	108	107	68-142	1	21	
Chlorobenzene	ug/L	ND	20	20	20.7	20.7	104	103	66-133	0	20	
Chloroethane	ug/L	ND	20	20	22.1	21.3	110	107	46-147	4	28	
Chloroform	ug/L	ND	20	20	20.1	20.0	98	97	66-127	1	20	
Chloromethane	ug/L	ND	20	20	18.3	18.6	92	93	19-136	1	36	
cis-1,2-Dichloroethene	ug/L	ND	20	20	24.7	24.9	107	108	55-140	1	23	
cis-1,3-Dichloropropene	ug/L	ND	20	20	20.2	20.0	101	100	62-122	1	22	
Dibromochloromethane	ug/L	ND	20	20	19.7	19.6	98	98	62-130	0	22	
Ethylbenzene	ug/L	ND	20	20	20.4	20.3	102	102	31-160	0	32	
Methylene chloride	ug/L	ND	20	20	18.5	18.5	93	93	55-132	0	23	
Styrene	ug/L	ND	20	20	21.0	20.9	105	105	55-134	0	25	
Tetrachloroethene	ug/L	ND	20	20	21.5	20.9	107	104	69-133	3	20	
Toluene	ug/L	ND	20	20	20.2	19.7	100	97	35-157	2	37	
trans-1,2-Dichloroethene	ug/L	ND	20	20	19.0	18.7	95	94	66-131	1	23	
trans-1,3-Dichloropropene	ug/L	ND	20	20	20.0	19.8	100	99	62-131	1	23	
Trichloroethene	ug/L	ND	20	20	19.9	19.6	100	98	61-135	2	21	
Vinyl chloride	ug/L	ND	20	20	22.7	23.1	112	114	44-128	2	22	
Xylene (Total)	ug/L	ND	60	60	62.5	61.1	104	102	34-156	2	37	
1,2-Dichloroethane-d4 (S)	%						98	98	80-120			
4-Bromofluorobenzene (S)	%						100	100	80-120			
Toluene-d8 (S)	%						100	100	80-120			
Preservation pH		1.0			1.0	1.0				0		

Results presented on this page are in the units indicated by the "Units" column except where an alternate unit is presented to the right of the result.

REPORT OF LABORATORY ANALYSIS

This report shall not be reproduced, except in full,
without the written consent of Pace Analytical Services, Inc..

Pace Analytical Services, Inc.
9608 Loiret Blvd.
Lenexa, KS 66219
(913)599-5665

QUALITY CONTROL DATA

Project: FORT SMITH, AR
Pace Project No.: 60169189

QC Batch: MSV/61666 Analysis Method: EPA 5030B/8260
QC Batch Method: EPA 5030B/8260 Analysis Description: 8260 MSV Water 10 mL Purge
Associated Lab Samples: 60169189007, 60169189008, 60169189009, 60169189010, 60169189011, 60169189012, 60169189013, 60169189014, 60169189015, 60169189016, 60169189017, 60169189018, 60169189019, 60169189020, 60169189021, 60169189022, 60169189023, 60169189024, 60169189025, 60169189026

METHOD BLANK: 1380554 Matrix: Water
Associated Lab Samples: 60169189007, 60169189008, 60169189009, 60169189010, 60169189011, 60169189012, 60169189013, 60169189014, 60169189015, 60169189016, 60169189017, 60169189018, 60169189019, 60169189020, 60169189021, 60169189022, 60169189023, 60169189024, 60169189025, 60169189026

Parameter	Units	Blank Result	Reporting Limit	Analyzed	Qualifiers
1,1,1-Trichloroethane	ug/L	ND	5.0	05/19/14 20:39	
1,1,2,2-Tetrachloroethane	ug/L	ND	1.0	05/19/14 20:39	
1,1,2-Trichloroethane	ug/L	ND	5.0	05/19/14 20:39	
1,1-Dichloroethane	ug/L	ND	2.4	05/19/14 20:39	
1,1-Dichloroethene	ug/L	ND	5.0	05/19/14 20:39	
1,2-Dichloroethane	ug/L	ND	5.0	05/19/14 20:39	
1,2-Dichloropropane	ug/L	ND	5.0	05/19/14 20:39	
2-Butanone (MEK)	ug/L	ND	10.0	05/19/14 20:39	
2-Hexanone	ug/L	ND	10.0	05/19/14 20:39	
4-Methyl-2-pentanone (MIBK)	ug/L	ND	10.0	05/19/14 20:39	
Acetone	ug/L	ND	10.0	05/19/14 20:39	
Benzene	ug/L	ND	5.0	05/19/14 20:39	
Bromodichloromethane	ug/L	ND	5.0	05/19/14 20:39	
Bromoform	ug/L	ND	5.0	05/19/14 20:39	
Bromomethane	ug/L	ND	7.0	05/19/14 20:39	
Carbon disulfide	ug/L	0.18J	10.0	05/19/14 20:39	
Carbon tetrachloride	ug/L	ND	5.0	05/19/14 20:39	
Chlorobenzene	ug/L	ND	5.0	05/19/14 20:39	
Chloroethane	ug/L	ND	10.0	05/19/14 20:39	
Chloroform	ug/L	ND	5.0	05/19/14 20:39	
Chloromethane	ug/L	ND	10.0	05/19/14 20:39	
cis-1,2-Dichloroethene	ug/L	ND	5.0	05/19/14 20:39	
cis-1,3-Dichloropropene	ug/L	ND	1.0	05/19/14 20:39	
Dibromochloromethane	ug/L	ND	5.0	05/19/14 20:39	
Ethylbenzene	ug/L	ND	5.0	05/19/14 20:39	
Methylene chloride	ug/L	ND	5.0	05/19/14 20:39	
Styrene	ug/L	ND	5.0	05/19/14 20:39	
Tetrachloroethene	ug/L	ND	5.0	05/19/14 20:39	
Toluene	ug/L	ND	5.0	05/19/14 20:39	
trans-1,2-Dichloroethene	ug/L	ND	5.0	05/19/14 20:39	
trans-1,3-Dichloropropene	ug/L	ND	1.0	05/19/14 20:39	
Trichloroethene	ug/L	ND	5.0	05/19/14 20:39	
Vinyl chloride	ug/L	ND	2.0	05/19/14 20:39	
Xylene (Total)	ug/L	ND	5.0	05/19/14 20:39	
1,2-Dichloroethane-d4 (S)	%	105	80-120	05/19/14 20:39	
4-Bromofluorobenzene (S)	%	103	80-120	05/19/14 20:39	
Toluene-d8 (S)	%	100	80-120	05/19/14 20:39	

Results presented on this page are in the units indicated by the "Units" column except where an alternate unit is presented to the right of the result.

REPORT OF LABORATORY ANALYSIS

This report shall not be reproduced, except in full,
without the written consent of Pace Analytical Services, Inc..

Pace Analytical Services, Inc.
9608 Loiret Blvd.
Lenexa, KS 66219
(913)599-5665

QUALITY CONTROL DATA

Project: FORT SMITH, AR
Pace Project No.: 60169189

LABORATORY CONTROL SAMPLE: 1380555

Parameter	Units	Spike Conc.	LCS Result	LCS % Rec	% Rec Limits	Qualifiers
1,1,1-Trichloroethane	ug/L	20	20.0	100	80-121	
1,1,2,2-Tetrachloroethane	ug/L	20	20.9	105	73-124	
1,1,2-Trichloroethane	ug/L	20	20.9	105	80-120	
1,1-Dichloroethane	ug/L	20	19.6	98	77-120	
1,1-Dichloroethene	ug/L	20	18.1	90	78-126	
1,2-Dichloroethane	ug/L	20	22.0	110	77-123	
1,2-Dichloropropane	ug/L	20	19.9	100	80-121	
2-Butanone (MEK)	ug/L	100	105	105	52-145	
2-Hexanone	ug/L	100	116	116	57-139	
4-Methyl-2-pentanone (MIBK)	ug/L	100	118	118	71-131	
Acetone	ug/L	100	116	116	32-155	
Benzene	ug/L	20	20.1	101	80-120	
Bromodichloromethane	ug/L	20	21.1	106	80-120	
Bromoform	ug/L	20	22.2	111	73-124	
Bromomethane	ug/L	20	18.6	93	31-144	
Carbon disulfide	ug/L	20	21.2	106	65-125	
Carbon tetrachloride	ug/L	20	20.4	102	78-128	
Chlorobenzene	ug/L	20	21.5	108	80-120	
Chloroethane	ug/L	20	19.8	99	55-137	
Chloroform	ug/L	20	19.7	99	79-120	
Chloromethane	ug/L	20	23.4	117	22-138	
cis-1,2-Dichloroethene	ug/L	20	20.2	101	80-120	
cis-1,3-Dichloropropene	ug/L	20	20.0	100	80-120	
Dibromochloromethane	ug/L	20	21.8	109	80-120	
Ethylbenzene	ug/L	20	20.0	100	80-121	
Methylene chloride	ug/L	20	20.3	102	73-126	
Styrene	ug/L	20	22.1	110	80-120	
Tetrachloroethene	ug/L	20	20.4	102	80-121	
Toluene	ug/L	20	20.8	104	80-122	
trans-1,2-Dichloroethene	ug/L	20	18.0	90	79-121	
trans-1,3-Dichloropropene	ug/L	20	20.7	103	80-127	
Trichloroethene	ug/L	20	19.8	99	80-120	
Vinyl chloride	ug/L	20	18.2	91	59-120	
Xylene (Total)	ug/L	60	64.5	107	80-121	
1,2-Dichloroethane-d4 (S)	%			105	80-120	
4-Bromofluorobenzene (S)	%			100	80-120	
Toluene-d8 (S)	%			101	80-120	

MATRIX SPIKE & MATRIX SPIKE DUPLICATE: 1380556 1380557

Parameter	Units	60169189008 Result	MS Spike Conc.	MSD Spike Conc.	MS Result	MSD Result	MS % Rec	MSD % Rec	% Rec Limits	RPD	Max RPD	Qual
1,1,1-Trichloroethane	ug/L	ND	20	20	21.2	21.6	106	108	71-136	2	20	
1,1,2,2-Tetrachloroethane	ug/L	ND	20	20	19.4	19.4	97	97	61-127	0	21	
1,1,2-Trichloroethane	ug/L	ND	20	20	19.5	19.2	97	96	63-123	1	22	

Results presented on this page are in the units indicated by the "Units" column except where an alternate unit is presented to the right of the result.

REPORT OF LABORATORY ANALYSIS

This report shall not be reproduced, except in full,
without the written consent of Pace Analytical Services, Inc..

Pace Analytical Services, Inc.
9608 Loiret Blvd.
Lenexa, KS 66219
(913)599-5665

QUALITY CONTROL DATA

Project: FORT SMITH, AR
Pace Project No.: 60169189

MATRIX SPIKE & MATRIX SPIKE DUPLICATE: 1380556 1380557

Parameter	Units	60169189008 Result	MS Spike Conc.	MSD Spike Conc.	MS Result	MSD Result	MS % Rec	MSD % Rec	% Rec Limits	RPD	Max RPD	Qual
1,1-Dichloroethane	ug/L	ND	20	20	20.4	20.1	102	100	62-128	2	25	
1,1-Dichloroethene	ug/L	ND	20	20	19.4	20.0	97	100	60-144	3	28	
1,2-Dichloroethane	ug/L	ND	20	20	21.0	20.9	105	105	49-148	0	35	
1,2-Dichloropropane	ug/L	ND	20	20	19.5	20.1	98	101	66-130	3	22	
2-Butanone (MEK)	ug/L	ND	100	100	96.5	95.8	96	96	36-145	1	23	
2-Hexanone	ug/L	ND	100	100	100	99.4	100	99	42-140	1	24	
4-Methyl-2-pentanone (MIBK)	ug/L	ND	100	100	106	108	106	108	52-137	2	24	
Acetone	ug/L	ND	100	100	99.9	100	100	100	24-151	0	23	
Benzene	ug/L	ND	20	20	20.9	20.8	104	104	37-157	0	32	
Bromodichloromethane	ug/L	ND	20	20	20.5	19.8	103	99	67-125	4	21	
Bromoform	ug/L	ND	20	20	19.6	19.7	98	98	55-124	0	23	
Bromomethane	ug/L	ND	20	20	15.8	19.1	79	96	25-138	19	42	
Carbon disulfide	ug/L	ND	20	20	23.5	23.5	117	117	57-133	0	23	
Carbon tetrachloride	ug/L	ND	20	20	21.9	21.0	110	105	68-142	4	21	
Chlorobenzene	ug/L	ND	20	20	20.5	20.8	102	103	66-133	1	20	
Chloroethane	ug/L	ND	20	20	22.4	22.0	112	110	46-147	2	28	
Chloroform	ug/L	ND	20	20	19.7	19.8	98	99	66-127	1	20	
Chloromethane	ug/L	ND	20	20	27.5	24.6	137	123	19-136	11	36	M1
cis-1,2-Dichloroethene	ug/L	ND	20	20	20.2	21.0	101	105	55-140	4	23	
cis-1,3-Dichloropropene	ug/L	ND	20	20	18.5	18.5	93	93	62-122	0	22	
Dibromochloromethane	ug/L	ND	20	20	20.1	20.3	100	101	62-130	1	22	
Ethylbenzene	ug/L	ND	20	20	20.1	19.7	100	98	31-160	2	32	
Methylene chloride	ug/L	ND	20	20	20.4	19.6	102	98	55-132	4	23	
Styrene	ug/L	ND	20	20	19.5	19.7	98	98	55-134	1	25	
Tetrachloroethene	ug/L	ND	20	20	19.7	19.7	98	99	69-133	0	20	
Toluene	ug/L	ND	20	20	20.4	20.2	102	101	35-157	1	37	
trans-1,2-Dichloroethene	ug/L	ND	20	20	19.4	19.2	97	96	66-131	1	23	
trans-1,3-Dichloropropene	ug/L	ND	20	20	18.7	18.2	94	91	62-131	3	23	
Trichloroethene	ug/L	19.9	20	20	39.4	39.0	97	96	61-135	1	21	
Vinyl chloride	ug/L	ND	20	20	21.5	21.0	108	105	44-128	3	22	
Xylene (Total)	ug/L	ND	60	60	62.7	63.3	105	105	34-156	1	37	
1,2-Dichloroethane-d4 (S)	%						100	104	80-120			
4-Bromofluorobenzene (S)	%						98	100	80-120			
Toluene-d8 (S)	%						100	100	80-120			
Preservation pH		1.0			1.0	1.0				0		

MATRIX SPIKE & MATRIX SPIKE DUPLICATE: 1380558 1380559

Parameter	Units	60169189016 Result	MS Spike Conc.	MSD Spike Conc.	MS Result	MSD Result	MS % Rec	MSD % Rec	% Rec Limits	RPD	Max RPD	Qual
1,1,1-Trichloroethane	ug/L	ND	20	20	22.4	21.4	112	107	71-136	5	20	
1,1,2,2-Tetrachloroethane	ug/L	ND	20	20	20.0	20.3	100	102	61-127	2	21	
1,1,2-Trichloroethane	ug/L	ND	20	20	21.2	20.3	106	101	63-123	4	22	
1,1-Dichloroethane	ug/L	ND	20	20	21.1	20.2	106	101	62-128	4	25	

Results presented on this page are in the units indicated by the "Units" column except where an alternate unit is presented to the right of the result.

REPORT OF LABORATORY ANALYSIS

This report shall not be reproduced, except in full,
without the written consent of Pace Analytical Services, Inc..

Pace Analytical Services, Inc.
9608 Loiret Blvd.
Lenexa, KS 66219
(913)599-5665

QUALITY CONTROL DATA

Project: FORT SMITH, AR
Pace Project No.: 60169189

MATRIX SPIKE & MATRIX SPIKE DUPLICATE: 1380558 1380559

Parameter	Units	60169189016 Result	MS Spike Conc.	MSD Spike Conc.	MS Result	MSD Result	MS % Rec	MSD % Rec	% Rec Limits	RPD	Max RPD	Qual
1,1-Dichloroethene	ug/L	0.50J	20	20	21.5	20.6	105	100	60-144	5	28	
1,2-Dichloroethane	ug/L	ND	20	20	21.7	20.9	109	105	49-148	4	35	
1,2-Dichloropropane	ug/L	ND	20	20	20.6	20.2	103	101	66-130	2	22	
2-Butanone (MEK)	ug/L	ND	100	100	96.3	96.0	96	96	36-145	0	23	
2-Hexanone	ug/L	ND	100	100	105	101	105	101	42-140	3	24	
4-Methyl-2-pentanone (MIBK)	ug/L	ND	100	100	109	105	109	105	52-137	3	24	
Acetone	ug/L	ND	100	100	102	101	102	101	24-151	1	23	
Benzene	ug/L	ND	20	20	21.3	20.8	106	104	37-157	2	32	
Bromodichloromethane	ug/L	ND	20	20	21.3	20.1	107	100	67-125	6	21	
Bromoform	ug/L	ND	20	20	21.6	20.6	108	103	55-124	5	23	
Bromomethane	ug/L	ND	20	20	21.0	22.1	105	111	25-138	5	42	
Carbon disulfide	ug/L	ND	20	20	24.5	23.7	123	119	57-133	3	23	
Carbon tetrachloride	ug/L	ND	20	20	22.0	21.5	110	107	68-142	3	21	
Chlorobenzene	ug/L	ND	20	20	21.4	21.4	107	107	66-133	0	20	
Chloroethane	ug/L	ND	20	20	22.5	21.5	113	107	46-147	5	28	
Chloroform	ug/L	ND	20	20	20.9	20.1	105	100	66-127	4	20	
Chloromethane	ug/L	ND	20	20	20.3	25.1	102	126	19-136	21	36	
cis-1,2-Dichloroethene	ug/L	3.3J	20	20	25.9	25.1	113	109	55-140	3	23	
cis-1,3-Dichloropropene	ug/L	ND	20	20	19.5	18.5	98	92	62-122	5	22	
Dibromochloromethane	ug/L	ND	20	20	21.6	20.4	108	102	62-130	6	22	
Ethylbenzene	ug/L	ND	20	20	20.6	20.9	103	104	31-160	1	32	
Methylene chloride	ug/L	ND	20	20	20.7	19.8	103	99	55-132	4	23	
Styrene	ug/L	ND	20	20	21.4	21.8	107	109	55-134	2	25	
Tetrachloroethene	ug/L	ND	20	20	20.8	20.3	104	102	69-133	2	20	
Toluene	ug/L	ND	20	20	21.9	20.8	109	104	35-157	5	37	
trans-1,2-Dichloroethene	ug/L	ND	20	20	20.3	18.8	102	94	66-131	8	23	
trans-1,3-Dichloropropene	ug/L	ND	20	20	19.1	18.5	95	92	62-131	3	23	
Trichloroethene	ug/L	110	20	20	132	130	114	99	61-135	2	21	
Vinyl chloride	ug/L	0.30J	20	20	22.1	21.5	109	106	44-128	3	22	
Xylene (Total)	ug/L	ND	60	60	64.1	63.9	107	107	34-156	0	37	
1,2-Dichloroethane-d4 (S)	%						103	101	80-120			
4-Bromofluorobenzene (S)	%						99	100	80-120			
Toluene-d8 (S)	%						100	100	80-120			
Preservation pH		1.0			1.0	1.0				0		

Results presented on this page are in the units indicated by the "Units" column except where an alternate unit is presented to the right of the result.

REPORT OF LABORATORY ANALYSIS

This report shall not be reproduced, except in full,
without the written consent of Pace Analytical Services, Inc..

Pace Analytical Services, Inc.
9608 Loiret Blvd.
Lenexa, KS 66219
(913)599-5665

QUALITY CONTROL DATA

Project: FORT SMITH, AR
Pace Project No.: 60169189

QC Batch: WET/47934 Analysis Method: SM 2320B
QC Batch Method: SM 2320B Analysis Description: 2320B Alkalinity
Associated Lab Samples: 60169189001, 60169189002, 60169189003, 60169189004, 60169189005, 60169189006, 60169189007, 60169189008, 60169189009

METHOD BLANK: 1380597 Matrix: Water
Associated Lab Samples: 60169189001, 60169189002, 60169189003, 60169189004, 60169189005, 60169189006, 60169189007, 60169189008, 60169189009

Parameter	Units	Blank Result	Reporting Limit	Analyzed	Qualifiers
Alkalinity, Carbonate (CaCO3)	mg/L	ND	20.0	05/19/14 10:39	
Alkalinity, Total as CaCO3	mg/L	ND	20.0	05/19/14 10:39	
Alkalinity,Bicarbonate (CaCO3)	mg/L	ND	20.0	05/19/14 10:39	

LABORATORY CONTROL SAMPLE: 1380598

Parameter	Units	Spike Conc.	LCS Result	LCS % Rec	% Rec Limits	Qualifiers
Alkalinity, Total as CaCO3	mg/L	500	487	97	90-110	

SAMPLE DUPLICATE: 1380599

Parameter	Units	60168931004 Result	Dup Result	RPD	Max RPD	Qualifiers
Alkalinity, Carbonate (CaCO3)	mg/L	ND	ND		10	
Alkalinity, Total as CaCO3	mg/L	38.2	38.1	0	10	
Alkalinity,Bicarbonate (CaCO3)	mg/L	38.2	38.1	0	10	

SAMPLE DUPLICATE: 1380601

Parameter	Units	60169189008 Result	Dup Result	RPD	Max RPD	Qualifiers
Alkalinity, Carbonate (CaCO3)	mg/L	ND	ND		10	
Alkalinity, Total as CaCO3	mg/L	11.9J	12.0J		10	
Alkalinity,Bicarbonate (CaCO3)	mg/L	11.9J	12.0J		10	

Results presented on this page are in the units indicated by the "Units" column except where an alternate unit is presented to the right of the result.

REPORT OF LABORATORY ANALYSIS

This report shall not be reproduced, except in full,
without the written consent of Pace Analytical Services, Inc..

Pace Analytical Services, Inc.
9608 Loiret Blvd.
Lenexa, KS 66219
(913)599-5665

QUALITY CONTROL DATA

Project: FORT SMITH, AR
Pace Project No.: 60169189

QC Batch: WET/47941 Analysis Method: SM 2320B
QC Batch Method: SM 2320B Analysis Description: 2320B Alkalinity
Associated Lab Samples: 60169189010, 60169189011, 60169189012, 60169189013, 60169189014, 60169189015, 60169189016, 60169189017, 60169189018, 60169189019, 60169189020, 60169189021, 60169189022

METHOD BLANK: 1380685 Matrix: Water
Associated Lab Samples: 60169189010, 60169189011, 60169189012, 60169189013, 60169189014, 60169189015, 60169189016, 60169189017, 60169189018, 60169189019, 60169189020, 60169189021, 60169189022

Parameter	Units	Blank Result	Reporting Limit	Analyzed	Qualifiers
Alkalinity, Carbonate (CaCO3)	mg/L	ND	20.0	05/19/14 14:08	
Alkalinity, Total as CaCO3	mg/L	ND	20.0	05/19/14 14:08	
Alkalinity,Bicarbonate (CaCO3)	mg/L	ND	20.0	05/19/14 14:08	

LABORATORY CONTROL SAMPLE: 1380686

Parameter	Units	Spike Conc.	LCS Result	LCS % Rec	% Rec Limits	Qualifiers
Alkalinity, Total as CaCO3	mg/L	500	497	99	90-110	

SAMPLE DUPLICATE: 1380687

Parameter	Units	60169189016 Result	Dup Result	RPD	Max RPD	Qualifiers
Alkalinity, Carbonate (CaCO3)	mg/L	ND	ND		10	
Alkalinity, Total as CaCO3	mg/L	12.7J	13.0J		10	
Alkalinity,Bicarbonate (CaCO3)	mg/L	12.7J	13.0J		10	

SAMPLE DUPLICATE: 1380688

Parameter	Units	60169189018 Result	Dup Result	RPD	Max RPD	Qualifiers
Alkalinity, Carbonate (CaCO3)	mg/L	ND	ND		10	
Alkalinity, Total as CaCO3	mg/L	94.5	96.8	2	10	
Alkalinity,Bicarbonate (CaCO3)	mg/L	94.5	96.8	2	10	

Results presented on this page are in the units indicated by the "Units" column except where an alternate unit is presented to the right of the result.

REPORT OF LABORATORY ANALYSIS

This report shall not be reproduced, except in full,
without the written consent of Pace Analytical Services, Inc..

Pace Analytical Services, Inc.
9608 Loiret Blvd.
Lenexa, KS 66219
(913)599-5665

QUALITY CONTROL DATA

Project: FORT SMITH, AR
Pace Project No.: 60169189

QC Batch: WET/47948 Analysis Method: SM 4500-S-2 D
QC Batch Method: SM 4500-S-2 D Analysis Description: 4500S2D Sulfide, Total
Associated Lab Samples: 60169189001, 60169189002, 60169189003, 60169189004, 60169189005, 60169189006, 60169189007, 60169189008, 60169189009, 60169189010, 60169189011, 60169189012, 60169189013, 60169189014, 60169189015, 60169189016, 60169189017, 60169189018, 60169189019, 60169189020

METHOD BLANK: 1380916 Matrix: Water
Associated Lab Samples: 60169189001, 60169189002, 60169189003, 60169189004, 60169189005, 60169189006, 60169189007, 60169189008, 60169189009, 60169189010, 60169189011, 60169189012, 60169189013, 60169189014, 60169189015, 60169189016, 60169189017, 60169189018, 60169189019, 60169189020

Parameter	Units	Blank Result	Reporting Limit	Analyzed	Qualifiers
Sulfide, Total	mg/L	ND	0.050	05/20/14 13:31	

LABORATORY CONTROL SAMPLE: 1380917

Parameter	Units	Spike Conc.	LCS Result	LCS % Rec	% Rec Limits	Qualifiers
Sulfide, Total	mg/L	.5	0.54	108	80-120	

MATRIX SPIKE SAMPLE: 1380918

Parameter	Units	60169189008 Result	Spike Conc.	MS Result	MS % Rec	% Rec Limits	Qualifiers
Sulfide, Total	mg/L	ND	.5	0.42	83	75-125	

SAMPLE DUPLICATE: 1380919

Parameter	Units	60169189016 Result	Dup Result	RPD	Max RPD	Qualifiers
Sulfide, Total	mg/L	ND	ND		20	

Results presented on this page are in the units indicated by the "Units" column except where an alternate unit is presented to the right of the result.

REPORT OF LABORATORY ANALYSIS

This report shall not be reproduced, except in full,
without the written consent of Pace Analytical Services, Inc..

Pace Analytical Services, Inc.
9608 Loiret Blvd.
Lenexa, KS 66219
(913)599-5665

QUALITY CONTROL DATA

Project: FORT SMITH, AR
Pace Project No.: 60169189

QC Batch: WET/47949 Analysis Method: SM 4500-S-2 D
QC Batch Method: SM 4500-S-2 D Analysis Description: 4500S2D Sulfide, Total
Associated Lab Samples: 60169189021, 60169189022

METHOD BLANK: 1380921 Matrix: Water
Associated Lab Samples: 60169189021, 60169189022

Parameter	Units	Blank Result	Reporting Limit	Analyzed	Qualifiers
Sulfide, Total	mg/L	ND	0.050	05/20/14 13:38	

LABORATORY CONTROL SAMPLE: 1380922

Parameter	Units	Spike Conc.	LCS Result	LCS % Rec	% Rec Limits	Qualifiers
Sulfide, Total	mg/L	.5	0.54	108	80-120	

MATRIX SPIKE SAMPLE: 1380923

Parameter	Units	60169189021 Result	Spike Conc.	MS Result	MS % Rec	% Rec Limits	Qualifiers
Sulfide, Total	mg/L	ND	.5	0.41	83	75-125	

SAMPLE DUPLICATE: 1380924

Parameter	Units	60169189022 Result	Dup Result	RPD	Max RPD	Qualifiers
Sulfide, Total	mg/L	ND	ND		20	

Results presented on this page are in the units indicated by the "Units" column except where an alternate unit is presented to the right of the result.

REPORT OF LABORATORY ANALYSIS

This report shall not be reproduced, except in full,
without the written consent of Pace Analytical Services, Inc..

Pace Analytical Services, Inc.
9608 Loiret Blvd.
Lenexa, KS 66219
(913)599-5665

QUALITY CONTROL DATA

Project: FORT SMITH, AR
Pace Project No.: 60169189

QC Batch: WETA/29548 Analysis Method: EPA 300.0
QC Batch Method: EPA 300.0 Analysis Description: 300.0 IC Anions
Associated Lab Samples: 60169189001, 60169189002, 60169189003, 60169189004, 60169189005, 60169189006, 60169189007, 60169189008, 60169189009, 60169189010, 60169189011, 60169189012, 60169189013, 60169189014, 60169189015, 60169189016, 60169189017, 60169189018, 60169189019, 60169189020

METHOD BLANK: 1383086 Matrix: Water
Associated Lab Samples: 60169189002, 60169189003, 60169189004, 60169189005, 60169189006, 60169189007

Parameter	Units	Blank Result	Reporting Limit	Analyzed	Qualifiers
Chloride	mg/L	ND	1.0	05/23/14 13:55	
Sulfate	mg/L	ND	1.0	05/23/14 13:55	

METHOD BLANK: 1384249 Matrix: Water
Associated Lab Samples: 60169189001, 60169189003, 60169189004, 60169189005, 60169189006, 60169189007, 60169189008, 60169189009, 60169189010, 60169189011, 60169189012, 60169189013, 60169189014, 60169189015, 60169189016, 60169189017, 60169189019

Parameter	Units	Blank Result	Reporting Limit	Analyzed	Qualifiers
Chloride	mg/L	ND	1.0	05/25/14 10:05	
Sulfate	mg/L	ND	1.0	05/25/14 10:05	

METHOD BLANK: 1384469 Matrix: Water
Associated Lab Samples: 60169189017, 60169189018, 60169189020

Parameter	Units	Blank Result	Reporting Limit	Analyzed	Qualifiers
Chloride	mg/L	ND	1.0	05/27/14 09:13	
Sulfate	mg/L	ND	1.0	05/27/14 09:13	

LABORATORY CONTROL SAMPLE: 1383087

Parameter	Units	Spike Conc.	LCS Result	LCS % Rec	% Rec Limits	Qualifiers
Chloride	mg/L	5	4.8	97	90-110	
Sulfate	mg/L	5	5.0	100	90-110	

LABORATORY CONTROL SAMPLE: 1384250

Parameter	Units	Spike Conc.	LCS Result	LCS % Rec	% Rec Limits	Qualifiers
Chloride	mg/L	5	4.9	99	90-110	
Sulfate	mg/L	5	5.1	102	90-110	

Results presented on this page are in the units indicated by the "Units" column except where an alternate unit is presented to the right of the result.

REPORT OF LABORATORY ANALYSIS

This report shall not be reproduced, except in full,
without the written consent of Pace Analytical Services, Inc..

Pace Analytical Services, Inc.
9608 Loiret Blvd.
Lenexa, KS 66219
(913)599-5665

QUALITY CONTROL DATA

Project: FORT SMITH, AR
Pace Project No.: 60169189

LABORATORY CONTROL SAMPLE: 1384470

Parameter	Units	Spike Conc.	LCS Result	LCS % Rec	% Rec Limits	Qualifiers
Chloride	mg/L	5	5.0	99	90-110	
Sulfate	mg/L	5	5.1	103	90-110	

MATRIX SPIKE SAMPLE: 1383088

Parameter	Units	60169189008 Result	Spike Conc.	MS Result	MS % Rec	% Rec Limits	Qualifiers
Chloride	mg/L	208	100	305	97	80-120	
Sulfate	mg/L	7.9	5	12.8	99	80-120	

MATRIX SPIKE SAMPLE: 1383089

Parameter	Units	60169189016 Result	Spike Conc.	MS Result	MS % Rec	% Rec Limits	Qualifiers
Chloride	mg/L	289	250	515	90	80-120	
Sulfate	mg/L	4.0	5	9.0	99	80-120	

Results presented on this page are in the units indicated by the "Units" column except where an alternate unit is presented to the right of the result.

REPORT OF LABORATORY ANALYSIS

This report shall not be reproduced, except in full,
without the written consent of Pace Analytical Services, Inc..

Pace Analytical Services, Inc.
9608 Loiret Blvd.
Lenexa, KS 66219
(913)599-5665

QUALITY CONTROL DATA

Project: FORT SMITH, AR
Pace Project No.: 60169189

QC Batch: WETA/29549 Analysis Method: EPA 300.0
QC Batch Method: EPA 300.0 Analysis Description: 300.0 IC Anions
Associated Lab Samples: 60169189021, 60169189022

METHOD BLANK: 1384246 Matrix: Water
Associated Lab Samples: 60169189021, 60169189022

Parameter	Units	Blank Result	Reporting Limit	Analyzed	Qualifiers
Chloride	mg/L	ND	1.0	05/25/14 17:48	
Sulfate	mg/L	ND	1.0	05/25/14 17:48	

LABORATORY CONTROL SAMPLE: 1384247

Parameter	Units	Spike Conc.	LCS Result	LCS % Rec	% Rec Limits	Qualifiers
Chloride	mg/L	5	4.9	99	90-110	
Sulfate	mg/L	5	5.0	100	90-110	

MATRIX SPIKE & MATRIX SPIKE DUPLICATE: 1383093 1383094

Parameter	Units	60169268001 Result	MS Spike Conc.	MSD Spike Conc.	MS Result	MSD Result	MS % Rec	MSD % Rec	% Rec Limits	RPD	Max RPD	Qual
Chloride	mg/L	3180	2500	2500	5660	5590	99	96	80-120	1	15	
Sulfate	mg/L	604	2500	2500	2770	2740	87	85	80-120	1	15	

MATRIX SPIKE SAMPLE: 1383095

Parameter	Units	60169268005 Result	Spike Conc.	MS Result	MS % Rec	% Rec Limits	Qualifiers
Chloride	mg/L	2810	2500	5390	103	80-120	
Sulfate	mg/L	ND	2500	2850	98	80-120	

Results presented on this page are in the units indicated by the "Units" column except where an alternate unit is presented to the right of the result.

REPORT OF LABORATORY ANALYSIS

This report shall not be reproduced, except in full,
without the written consent of Pace Analytical Services, Inc..

Pace Analytical Services, Inc.
9608 Loiret Blvd.
Lenexa, KS 66219
(913)599-5665

QUALITY CONTROL DATA

Project: FORT SMITH, AR
Pace Project No.: 60169189

QC Batch: WETA/29479 Analysis Method: EPA 350.1
QC Batch Method: EPA 350.1 Analysis Description: 350.1 Ammonia
Associated Lab Samples: 60169189001, 60169189002, 60169189003, 60169189004, 60169189005, 60169189006

METHOD BLANK: 1379831 Matrix: Water
Associated Lab Samples: 60169189001, 60169189002, 60169189003, 60169189004, 60169189005, 60169189006

Parameter	Units	Blank Result	Reporting Limit	Analyzed	Qualifiers
Nitrogen, Ammonia	mg/L	ND	0.10	05/17/14 08:49	

LABORATORY CONTROL SAMPLE: 1379832

Parameter	Units	Spike Conc.	LCS Result	LCS % Rec	% Rec Limits	Qualifiers
Nitrogen, Ammonia	mg/L	2	2.1	103	90-110	

MATRIX SPIKE SAMPLE: 1379833

Parameter	Units	60169118003 Result	Spike Conc.	MS Result	MS % Rec	% Rec Limits	Qualifiers
Nitrogen, Ammonia	mg/L	1.8	2	3.5	86	90-110	M1

MATRIX SPIKE SAMPLE: 1379834

Parameter	Units	60169120003 Result	Spike Conc.	MS Result	MS % Rec	% Rec Limits	Qualifiers
Nitrogen, Ammonia	mg/L	4.3	2	5.5	59	90-110	M1

SAMPLE DUPLICATE: 1379835

Parameter	Units	60169121003 Result	Dup Result	RPD	Max RPD	Qualifiers
Nitrogen, Ammonia	mg/L	ND	ND		18	

Results presented on this page are in the units indicated by the "Units" column except where an alternate unit is presented to the right of the result.

REPORT OF LABORATORY ANALYSIS

This report shall not be reproduced, except in full,
without the written consent of Pace Analytical Services, Inc..

Pace Analytical Services, Inc.
9608 Loiret Blvd.
Lenexa, KS 66219
(913)599-5665

QUALITY CONTROL DATA

Project: FORT SMITH, AR
Pace Project No.: 60169189

QC Batch: WETA/29480 Analysis Method: EPA 350.1
QC Batch Method: EPA 350.1 Analysis Description: 350.1 Ammonia
Associated Lab Samples: 60169189007, 60169189008, 60169189009, 60169189010, 60169189011, 60169189012, 60169189013, 60169189014, 60169189015, 60169189016, 60169189017, 60169189018, 60169189019, 60169189020, 60169189021, 60169189022

METHOD BLANK: 1379836 Matrix: Water
Associated Lab Samples: 60169189007, 60169189008, 60169189009, 60169189010, 60169189011, 60169189012, 60169189013, 60169189014, 60169189015, 60169189016, 60169189017, 60169189018, 60169189019, 60169189020, 60169189021, 60169189022

Parameter	Units	Blank Result	Reporting Limit	Analyzed	Qualifiers
Nitrogen, Ammonia	mg/L	ND	0.10	05/17/14 09:21	

LABORATORY CONTROL SAMPLE: 1379837

Parameter	Units	Spike Conc.	LCS Result	LCS % Rec	% Rec Limits	Qualifiers
Nitrogen, Ammonia	mg/L	2	2.1	104	90-110	

MATRIX SPIKE SAMPLE: 1379838

Parameter	Units	60169189008 Result	Spike Conc.	MS Result	MS % Rec	% Rec Limits	Qualifiers
Nitrogen, Ammonia	mg/L	ND	2	1.6	78	90-110	M1

MATRIX SPIKE SAMPLE: 1379839

Parameter	Units	60169189016 Result	Spike Conc.	MS Result	MS % Rec	% Rec Limits	Qualifiers
Nitrogen, Ammonia	mg/L	ND	2	1.3	66	90-110	M1

SAMPLE DUPLICATE: 1379840

Parameter	Units	60169192001 Result	Dup Result	RPD	Max RPD	Qualifiers
Nitrogen, Ammonia	mg/L	ND	ND		18	

Results presented on this page are in the units indicated by the "Units" column except where an alternate unit is presented to the right of the result.

REPORT OF LABORATORY ANALYSIS

This report shall not be reproduced, except in full,
without the written consent of Pace Analytical Services, Inc..

Pace Analytical Services, Inc.
9608 Loiret Blvd.
Lenexa, KS 66219
(913)599-5665

QUALITY CONTROL DATA

Project: FORT SMITH, AR
Pace Project No.: 60169189

QC Batch: WETA/29439 Analysis Method: EPA 353.2
QC Batch Method: EPA 353.2 Analysis Description: 353.2 Nitrate + Nitrite, Unpres.
Associated Lab Samples: 60169189001, 60169189002, 60169189003, 60169189004, 60169189005

METHOD BLANK: 1377804 Matrix: Water
Associated Lab Samples: 60169189001, 60169189002, 60169189003, 60169189004, 60169189005

Parameter	Units	Blank Result	Reporting Limit	Analyzed	Qualifiers
Nitrogen, Nitrate	mg/L	ND	0.10	05/14/14 13:58	
Nitrogen, Nitrite	mg/L	ND	0.10	05/14/14 13:58	
Nitrogen, NO2 plus NO3	mg/L	ND	0.10	05/14/14 13:58	

LABORATORY CONTROL SAMPLE: 1377805

Parameter	Units	Spike Conc.	LCS Result	LCS % Rec	% Rec Limits	Qualifiers
Nitrogen, Nitrate	mg/L	1.6	1.7	107	85-115	
Nitrogen, Nitrite	mg/L	.4	0.39	97	90-110	
Nitrogen, NO2 plus NO3	mg/L	2	2.1	105	90-110	

MATRIX SPIKE SAMPLE: 1377806

Parameter	Units	60169072003 Result	Spike Conc.	MS Result	MS % Rec	% Rec Limits	Qualifiers
Nitrogen, Nitrate	mg/L	27.6	16	41.2	85	85-115	
Nitrogen, Nitrite	mg/L	ND	4	3.9	97	90-110	
Nitrogen, NO2 plus NO3	mg/L	27.6	20	45.1	87	90-110	M1

MATRIX SPIKE SAMPLE: 1377807

Parameter	Units	60169184001 Result	Spike Conc.	MS Result	MS % Rec	% Rec Limits	Qualifiers
Nitrogen, Nitrate	mg/L	16.2	16	30.8	91	85-115	
Nitrogen, Nitrite	mg/L	1.2	4	5.5	106	90-110	
Nitrogen, NO2 plus NO3	mg/L	17.4	20	36.3	94	90-110	

SAMPLE DUPLICATE: 1377808

Parameter	Units	60169186001 Result	Dup Result	RPD	Max RPD	Qualifiers
Nitrogen, Nitrate	mg/L	28.5	27.5	4	20	
Nitrogen, Nitrite	mg/L	1.9	1.8	4	20	
Nitrogen, NO2 plus NO3	mg/L	30.4	29.3	4	20	

Results presented on this page are in the units indicated by the "Units" column except where an alternate unit is presented to the right of the result.

REPORT OF LABORATORY ANALYSIS

This report shall not be reproduced, except in full,
without the written consent of Pace Analytical Services, Inc..

Pace Analytical Services, Inc.
9608 Loiret Blvd.
Lenexa, KS 66219
(913)599-5665

QUALITY CONTROL DATA

Project: FORT SMITH, AR
Pace Project No.: 60169189

QC Batch: WETA/29440 Analysis Method: EPA 353.2
QC Batch Method: EPA 353.2 Analysis Description: 353.2 Nitrate + Nitrite, Unpres.
Associated Lab Samples: 60169189006, 60169189007, 60169189008, 60169189009, 60169189010, 60169189011, 60169189012, 60169189013, 60169189014, 60169189015, 60169189016, 60169189017, 60169189018, 60169189019, 60169189020, 60169189021, 60169189022

METHOD BLANK: 1377809 Matrix: Water
Associated Lab Samples: 60169189006, 60169189007, 60169189008, 60169189009, 60169189010, 60169189011, 60169189012, 60169189013, 60169189014, 60169189015, 60169189016, 60169189017, 60169189018, 60169189019, 60169189020, 60169189021, 60169189022

Parameter	Units	Blank Result	Reporting Limit	Analyzed	Qualifiers
Nitrogen, Nitrate	mg/L	ND	0.10	05/14/14 14:23	
Nitrogen, Nitrite	mg/L	ND	0.10	05/14/14 14:23	
Nitrogen, NO2 plus NO3	mg/L	ND	0.10	05/14/14 14:23	

LABORATORY CONTROL SAMPLE: 1377810

Parameter	Units	Spike Conc.	LCS Result	LCS % Rec	% Rec Limits	Qualifiers
Nitrogen, Nitrate	mg/L	1.6	1.7	106	85-115	
Nitrogen, Nitrite	mg/L	.4	0.39	98	90-110	
Nitrogen, NO2 plus NO3	mg/L	2	2.1	105	90-110	

MATRIX SPIKE SAMPLE: 1377811

Parameter	Units	60169189008 Result	Spike Conc.	MS Result	MS % Rec	% Rec Limits	Qualifiers
Nitrogen, Nitrate	mg/L	0.23	1.6	2.0	111	85-115	
Nitrogen, Nitrite	mg/L	ND	.4	0.40	100	90-110	
Nitrogen, NO2 plus NO3	mg/L	0.23	2	2.4	109	90-110	

MATRIX SPIKE SAMPLE: 1377812

Parameter	Units	60169189016 Result	Spike Conc.	MS Result	MS % Rec	% Rec Limits	Qualifiers
Nitrogen, Nitrate	mg/L	0.14	1.6	1.9	110	85-115	
Nitrogen, Nitrite	mg/L	ND	.4	0.40	99	90-110	
Nitrogen, NO2 plus NO3	mg/L	0.14	2	2.3	108	90-110	

SAMPLE DUPLICATE: 1377813

Parameter	Units	60169192001 Result	Dup Result	RPD	Max RPD	Qualifiers
Nitrogen, Nitrate	mg/L	2.5	2.5	2	20	
Nitrogen, Nitrite	mg/L	ND	ND		20	
Nitrogen, NO2 plus NO3	mg/L	2.5	2.5	2	20	

Results presented on this page are in the units indicated by the "Units" column except where an alternate unit is presented to the right of the result.

REPORT OF LABORATORY ANALYSIS

This report shall not be reproduced, except in full,
without the written consent of Pace Analytical Services, Inc..

Pace Analytical Services, Inc.
9608 Loiret Blvd.
Lenexa, KS 66219
(913)599-5665

QUALITY CONTROL DATA

Project: FORT SMITH, AR
Pace Project No.: 60169189

QC Batch: WETA/29499 Analysis Method: SM 5310C
QC Batch Method: SM 5310C Analysis Description: 5310C Total Organic Carbon
Associated Lab Samples: 60169189001, 60169189002, 60169189003, 60169189004, 60169189005, 60169189006, 60169189007, 60169189008, 60169189009, 60169189010, 60169189011, 60169189012, 60169189013, 60169189014, 60169189015, 60169189016, 60169189017

METHOD BLANK: 1380803 Matrix: Water
Associated Lab Samples: 60169189001, 60169189002, 60169189003, 60169189004, 60169189005

Parameter	Units	Blank Result	Reporting Limit	Analyzed	Qualifiers
Total Organic Carbon	mg/L	ND	1.0	05/20/14 10:03	

METHOD BLANK: 1382225 Matrix: Water
Associated Lab Samples: 60169189006, 60169189007, 60169189008, 60169189009, 60169189010, 60169189011, 60169189012, 60169189013, 60169189014, 60169189015, 60169189016, 60169189017

Parameter	Units	Blank Result	Reporting Limit	Analyzed	Qualifiers
Total Organic Carbon	mg/L	ND	1.0	05/21/14 10:08	

LABORATORY CONTROL SAMPLE: 1380804

Parameter	Units	Spike Conc.	LCS Result	LCS % Rec	% Rec Limits	Qualifiers
Total Organic Carbon	mg/L	5	5.4	108	80-120	

LABORATORY CONTROL SAMPLE: 1382226

Parameter	Units	Spike Conc.	LCS Result	LCS % Rec	% Rec Limits	Qualifiers
Total Organic Carbon	mg/L	5	5.4	108	80-120	

MATRIX SPIKE SAMPLE: 1380805

Parameter	Units	60169189008 Result	Spike Conc.	MS Result	MS % Rec	% Rec Limits	Qualifiers
Total Organic Carbon	mg/L	ND	5	4.0	74	80-120	M1

SAMPLE DUPLICATE: 1380806

Parameter	Units	60169189016 Result	Dup Result	RPD	Max RPD	Qualifiers
Total Organic Carbon	mg/L	ND	ND		25	

Results presented on this page are in the units indicated by the "Units" column except where an alternate unit is presented to the right of the result.

REPORT OF LABORATORY ANALYSIS

This report shall not be reproduced, except in full,
without the written consent of Pace Analytical Services, Inc..

Pace Analytical Services, Inc.
9608 Loiret Blvd.
Lenexa, KS 66219
(913)599-5665

QUALITY CONTROL DATA

Project: FORT SMITH, AR
Pace Project No.: 60169189

QC Batch: WETA/29516 Analysis Method: SM 5310C
QC Batch Method: SM 5310C Analysis Description: 5310C Total Organic Carbon
Associated Lab Samples: 60169189018, 60169189019, 60169189020, 60169189021, 60169189022

METHOD BLANK: 1381545 Matrix: Water
Associated Lab Samples: 60169189018, 60169189019, 60169189020, 60169189021, 60169189022

Parameter	Units	Blank Result	Reporting Limit	Analyzed	Qualifiers
Total Organic Carbon	mg/L	ND	1.0	05/23/14 09:51	

LABORATORY CONTROL SAMPLE: 1381546

Parameter	Units	Spike Conc.	LCS Result	LCS % Rec	% Rec Limits	Qualifiers
Total Organic Carbon	mg/L	5	5.3	106	80-120	

MATRIX SPIKE SAMPLE: 1381547

Parameter	Units	60169189018 Result	Spike Conc.	MS Result	MS % Rec	% Rec Limits	Qualifiers
Total Organic Carbon	mg/L	0.50J	5	5.6	102	80-120	

SAMPLE DUPLICATE: 1381548

Parameter	Units	60169189019 Result	Dup Result	RPD	Max RPD	Qualifiers
Total Organic Carbon	mg/L	8.9	8.9	0	25	

Results presented on this page are in the units indicated by the "Units" column except where an alternate unit is presented to the right of the result.

REPORT OF LABORATORY ANALYSIS

This report shall not be reproduced, except in full,
without the written consent of Pace Analytical Services, Inc..

Pace Analytical Services, Inc.
9608 Loiret Blvd.
Lenexa, KS 66219
(913)599-5665

QUALITY CONTROL DATA

Project: FORT SMITH, AR
Pace Project No.: 60169189

QC Batch: WETA/4978 Analysis Method: SM 4500-P E
QC Batch Method: SM4500-P B Analysis Description: SM4500P-E, Total Phosphorus
Associated Lab Samples: 60169189001, 60169189002, 60169189003, 60169189004, 60169189005, 60169189006, 60169189007, 60169189008, 60169189009, 60169189010, 60169189011, 60169189012, 60169189013, 60169189014, 60169189015, 60169189016, 60169189017

METHOD BLANK: 76947 Matrix: Water
Associated Lab Samples: 60169189001, 60169189002, 60169189003, 60169189004, 60169189005, 60169189006, 60169189007, 60169189008, 60169189009, 60169189010, 60169189011, 60169189012, 60169189013, 60169189014, 60169189015, 60169189016, 60169189017

Parameter	Units	Blank Result	Reporting Limit	Analyzed	Qualifiers
Phosphate as P04	mg/L	ND	0.030	05/22/14 13:30	

LABORATORY CONTROL SAMPLE: 76948

Parameter	Units	Spike Conc.	LCS Result	LCS % Rec	% Rec Limits	Qualifiers
Phosphate as P04	mg/L	1.5	1.6	104	80-120	

MATRIX SPIKE & MATRIX SPIKE DUPLICATE: 76953 76954

Parameter	Units	60169189008 Result	MS Spike Conc.	MSD Spike Conc.	MS Result	MSD Result	MS % Rec	MSD % Rec	% Rec Limits	RPD	Max RPD	Qual
Phosphate as P04	mg/L	0.028J	1.5	1.5	1.4	1.4	91	91	80-120	0	20	

MATRIX SPIKE & MATRIX SPIKE DUPLICATE: 76955 76956

Parameter	Units	60169189016 Result	MS Spike Conc.	MSD Spike Conc.	MS Result	MSD Result	MS % Rec	MSD % Rec	% Rec Limits	RPD	Max RPD	Qual
Phosphate as P04	mg/L	0.032	1.5	1.5	1.7	1.7	109	107	80-120	2	20	

Results presented on this page are in the units indicated by the "Units" column except where an alternate unit is presented to the right of the result.

REPORT OF LABORATORY ANALYSIS

This report shall not be reproduced, except in full,
without the written consent of Pace Analytical Services, Inc..

Pace Analytical Services, Inc.
9608 Loiret Blvd.
Lenexa, KS 66219
(913)599-5665

QUALITY CONTROL DATA

Project: FORT SMITH, AR
Pace Project No.: 60169189

QC Batch: WETA/5008 Analysis Method: SM 4500-P E
QC Batch Method: SM4500-P B Analysis Description: SM4500P-E, Total Phosphorus
Associated Lab Samples: 60169189018, 60169189019, 60169189020, 60169189021, 60169189022

METHOD BLANK: 77532 Matrix: Water
Associated Lab Samples: 60169189018, 60169189019, 60169189020, 60169189021, 60169189022

Parameter	Units	Blank Result	Reporting Limit	Analyzed	Qualifiers
Phosphate as P04	mg/L	ND	0.030	05/27/14 15:51	

LABORATORY CONTROL SAMPLE: 77533

Parameter	Units	Spike Conc.	LCS Result	LCS % Rec	% Rec Limits	Qualifiers
Phosphate as P04	mg/L	1.5	1.5	100	80-120	

MATRIX SPIKE & MATRIX SPIKE DUPLICATE: 77534 77535

Parameter	Units	60169189018 Result	MS Spike Conc.	MSD Spike Conc.	MS Result	MSD Result	MS % Rec	MSD % Rec	% Rec Limits	RPD	Max RPD	Qual
Phosphate as P04	mg/L	0.032	1.5	1.5	1.7	1.5	107	98	80-120	9	20	

MATRIX SPIKE & MATRIX SPIKE DUPLICATE: 77536 77537

Parameter	Units	60169284007 Result	MS Spike Conc.	MSD Spike Conc.	MS Result	MSD Result	MS % Rec	MSD % Rec	% Rec Limits	RPD	Max RPD	Qual
Phosphate as P04	mg/L	0.14	1.5	1.5	1.6	1.7	96	105	80-120	8	20	

Results presented on this page are in the units indicated by the "Units" column except where an alternate unit is presented to the right of the result.

REPORT OF LABORATORY ANALYSIS

This report shall not be reproduced, except in full,
without the written consent of Pace Analytical Services, Inc..

Pace Analytical Services, Inc.
9608 Loiret Blvd.
Lenexa, KS 66219
(913)599-5665

QUALIFIERS

Project: FORT SMITH, AR
Pace Project No.: 60169189

DEFINITIONS

DF - Dilution Factor, if reported, represents the factor applied to the reported data due to changes in sample preparation, dilution of the sample aliquot, or moisture content.

ND - Not Detected at or above adjusted reporting limit.

J - Estimated concentration above the adjusted method detection limit and below the adjusted reporting limit.

MDL - Adjusted Method Detection Limit.

PRL - Pace Reporting Limit.

RL - Reporting Limit.

S - Surrogate

1,2-Diphenylhydrazine (8270 listed analyte) decomposes to Azobenzene.

Consistent with EPA guidelines, unrounded data are displayed and have been used to calculate % recovery and RPD values.

LCS(D) - Laboratory Control Sample (Duplicate)

MS(D) - Matrix Spike (Duplicate)

DUP - Sample Duplicate

RPD - Relative Percent Difference

NC - Not Calculable.

SG - Silica Gel - Clean-Up

U - Indicates the compound was analyzed for, but not detected.

N-Nitrosodiphenylamine decomposes and cannot be separated from Diphenylamine using Method 8270. The result reported for each analyte is a combined concentration.

Pace Analytical is TNI accredited. Contact your Pace PM for the current list of accredited analytes.

TNI - The NELAC Institute.

ANALYTE QUALIFIERS

1e	Field pH
B	Analyte was detected in the associated method blank.
H6	Analysis initiated outside of the 15 minute EPA recommended holding time.
L0	Analyte recovery in the laboratory control sample (LCS) was outside QC limits.
L1	Analyte recovery in the laboratory control sample (LCS) was above QC limits. Results for this analyte in associated samples may be biased high.
M1	Matrix spike recovery exceeded QC limits. Batch accepted based on laboratory control sample (LCS) recovery.
pH	Post-analysis pH measurement indicates insufficient VOA sample preservation.

This report shall not be reproduced, except in full,
without the written consent of Pace Analytical Services, Inc..

Pace Analytical Services, Inc.
9608 Loiret Blvd.
Lenexa, KS 66219
(913)599-5665

QUALITY CONTROL DATA CROSS REFERENCE TABLE

Project: FORT SMITH, AR
Pace Project No.: 60169189

Lab ID	Sample ID	QC Batch Method	QC Batch	Analytical Method	Analytical Batch
60169189001	MW-31-201405	EPA 8015 - Alcohol	GCSV/2565		
60169189002	ITMW-16-201405	EPA 8015 - Alcohol	GCSV/2565		
60169189003	MW-27-201405	EPA 8015 - Alcohol	GCSV/2565		
60169189004	MW-36-201405	EPA 8015 - Alcohol	GCSV/2565		
60169189005	ITMW-2-201405	EPA 8015 - Alcohol	GCSV/2565		
60169189006	IW-80-201405	EPA 8015 - Alcohol	GCSV/2565		
60169189007	MW-32-201405	EPA 8015 - Alcohol	GCSV/2565		
60169189008	MW-34-201405	EPA 8015 - Alcohol	GCSV/2565		
60169189009	MW-39-201405	EPA 8015 - Alcohol	GCSV/2565		
60169189010	MW-50-201405	EPA 8015 - Alcohol	GCSV/2565		
60169189011	MW-60-201405	EPA 8015 - Alcohol	GCSV/2565		
60169189012	MW-61-201405	EPA 8015 - Alcohol	GCSV/2565		
60169189013	MW-66-201405	EPA 8015 - Alcohol	GCSV/2565		
60169189014	MW-67-201405	EPA 8015 - Alcohol	GCSV/2565		
60169189015	MW-71-201405	EPA 8015 - Alcohol	GCSV/2568		
60169189016	RW-69-201405	EPA 8015 - Alcohol	GCSV/2568		
60169189017	ITMW-1-201405	EPA 8015 - Alcohol	GCSV/2568		
60169189018	MW-28-201405	EPA 8015 - Alcohol	GCSV/2568		
60169189019	ITMW-4-201405	EPA 8015 - Alcohol	GCSV/2568		
60169189020	MW-29-201405	EPA 8015 - Alcohol	GCSV/2568		
60169189021	ITMW-6-201405	EPA 8015 - Alcohol	GCSV/2568		
60169189022	MW-35R-201405	EPA 8015 - Alcohol	GCSV/2568		
60169189001	MW-31-201405	EPA 3010	MPRP/27292	EPA 6010	ICP/20675
60169189002	ITMW-16-201405	EPA 3010	MPRP/27292	EPA 6010	ICP/20675
60169189003	MW-27-201405	EPA 3010	MPRP/27292	EPA 6010	ICP/20675
60169189004	MW-36-201405	EPA 3010	MPRP/27292	EPA 6010	ICP/20675
60169189005	ITMW-2-201405	EPA 3010	MPRP/27292	EPA 6010	ICP/20675
60169189006	IW-80-201405	EPA 3010	MPRP/27292	EPA 6010	ICP/20675
60169189007	MW-32-201405	EPA 3010	MPRP/27292	EPA 6010	ICP/20675
60169189008	MW-34-201405	EPA 3010	MPRP/27292	EPA 6010	ICP/20675
60169189009	MW-39-201405	EPA 3010	MPRP/27292	EPA 6010	ICP/20675
60169189010	MW-50-201405	EPA 3010	MPRP/27292	EPA 6010	ICP/20675
60169189011	MW-60-201405	EPA 3010	MPRP/27292	EPA 6010	ICP/20675
60169189012	MW-61-201405	EPA 3010	MPRP/27292	EPA 6010	ICP/20675
60169189013	MW-66-201405	EPA 3010	MPRP/27348	EPA 6010	ICP/20706
60169189014	MW-67-201405	EPA 3010	MPRP/27348	EPA 6010	ICP/20706
60169189015	MW-71-201405	EPA 3010	MPRP/27348	EPA 6010	ICP/20706
60169189016	RW-69-201405	EPA 3010	MPRP/27348	EPA 6010	ICP/20706
60169189017	ITMW-1-201405	EPA 3010	MPRP/27348	EPA 6010	ICP/20706
60169189018	MW-28-201405	EPA 3010	MPRP/27348	EPA 6010	ICP/20706
60169189019	ITMW-4-201405	EPA 3010	MPRP/27348	EPA 6010	ICP/20706
60169189020	MW-29-201405	EPA 3010	MPRP/27348	EPA 6010	ICP/20706
60169189021	ITMW-6-201405	EPA 3010	MPRP/27348	EPA 6010	ICP/20706
60169189022	MW-35R-201405	EPA 3010	MPRP/27348	EPA 6010	ICP/20706
60169189001	MW-31-201405	EPA 5030B/8260	MSV/61649		
60169189002	ITMW-16-201405	EPA 5030B/8260	MSV/61649		
60169189003	MW-27-201405	EPA 5030B/8260	MSV/61649		

This report shall not be reproduced, except in full,
without the written consent of Pace Analytical Services, Inc..

Pace Analytical Services, Inc.
9608 Loiret Blvd.
Lenexa, KS 66219
(913)599-5665

QUALITY CONTROL DATA CROSS REFERENCE TABLE

Project: FORT SMITH, AR
Pace Project No.: 60169189

Lab ID	Sample ID	QC Batch Method	QC Batch	Analytical Method	Analytical Batch
60169189004	MW-36-201405	EPA 5030B/8260	MSV/61649		
60169189005	ITMW-2-201405	EPA 5030B/8260	MSV/61649		
60169189006	IW-80-201405	EPA 5030B/8260	MSV/61649		
60169189007	MW-32-201405	EPA 5030B/8260	MSV/61666		
60169189008	MW-34-201405	EPA 5030B/8260	MSV/61666		
60169189009	MW-39-201405	EPA 5030B/8260	MSV/61666		
60169189010	MW-50-201405	EPA 5030B/8260	MSV/61666		
60169189011	MW-60-201405	EPA 5030B/8260	MSV/61666		
60169189012	MW-61-201405	EPA 5030B/8260	MSV/61666		
60169189013	MW-66-201405	EPA 5030B/8260	MSV/61666		
60169189014	MW-67-201405	EPA 5030B/8260	MSV/61666		
60169189015	MW-71-201405	EPA 5030B/8260	MSV/61666		
60169189016	RW-69-201405	EPA 5030B/8260	MSV/61666		
60169189017	ITMW-1-201405	EPA 5030B/8260	MSV/61666		
60169189018	MW-28-201405	EPA 5030B/8260	MSV/61666		
60169189019	ITMW-4-201405	EPA 5030B/8260	MSV/61666		
60169189020	MW-29-201405	EPA 5030B/8260	MSV/61666		
60169189021	ITMW-6-201405	EPA 5030B/8260	MSV/61666		
60169189022	MW-35R-201405	EPA 5030B/8260	MSV/61666		
60169189023	TRIP BLANK 1	EPA 5030B/8260	MSV/61666		
60169189024	TRIP BLANK 2	EPA 5030B/8260	MSV/61666		
60169189025	TRIP BLANK 3	EPA 5030B/8260	MSV/61666		
60169189026	TRIP BLANK 4	EPA 5030B/8260	MSV/61666		
60169189001	MW-31-201405	SM 2320B	WET/47934		
60169189002	ITMW-16-201405	SM 2320B	WET/47934		
60169189003	MW-27-201405	SM 2320B	WET/47934		
60169189004	MW-36-201405	SM 2320B	WET/47934		
60169189005	ITMW-2-201405	SM 2320B	WET/47934		
60169189006	IW-80-201405	SM 2320B	WET/47934		
60169189007	MW-32-201405	SM 2320B	WET/47934		
60169189008	MW-34-201405	SM 2320B	WET/47934		
60169189009	MW-39-201405	SM 2320B	WET/47934		
60169189010	MW-50-201405	SM 2320B	WET/47941		
60169189011	MW-60-201405	SM 2320B	WET/47941		
60169189012	MW-61-201405	SM 2320B	WET/47941		
60169189013	MW-66-201405	SM 2320B	WET/47941		
60169189014	MW-67-201405	SM 2320B	WET/47941		
60169189015	MW-71-201405	SM 2320B	WET/47941		
60169189016	RW-69-201405	SM 2320B	WET/47941		
60169189017	ITMW-1-201405	SM 2320B	WET/47941		
60169189018	MW-28-201405	SM 2320B	WET/47941		
60169189019	ITMW-4-201405	SM 2320B	WET/47941		
60169189020	MW-29-201405	SM 2320B	WET/47941		
60169189021	ITMW-6-201405	SM 2320B	WET/47941		
60169189022	MW-35R-201405	SM 2320B	WET/47941		
60169189001	MW-31-201405	SM 3500-Fe B#4	WET/48104		
60169189002	ITMW-16-201405	SM 3500-Fe B#4	WET/48104		

This report shall not be reproduced, except in full,
without the written consent of Pace Analytical Services, Inc..

Pace Analytical Services, Inc.
9608 Loiret Blvd.
Lenexa, KS 66219
(913)599-5665

QUALITY CONTROL DATA CROSS REFERENCE TABLE

Project: FORT SMITH, AR
Pace Project No.: 60169189

Lab ID	Sample ID	QC Batch Method	QC Batch	Analytical Method	Analytical Batch
60169189003	MW-27-201405	SM 3500-Fe B#4	WET/48104		
60169189004	MW-36-201405	SM 3500-Fe B#4	WET/48104		
60169189005	ITMW-2-201405	SM 3500-Fe B#4	WET/48104		
60169189006	IW-80-201405	SM 3500-Fe B#4	WET/48104		
60169189007	MW-32-201405	SM 3500-Fe B#4	WET/48104		
60169189008	MW-34-201405	SM 3500-Fe B#4	WET/48104		
60169189009	MW-39-201405	SM 3500-Fe B#4	WET/48104		
60169189010	MW-50-201405	SM 3500-Fe B#4	WET/48104		
60169189012	MW-61-201405	SM 3500-Fe B#4	WET/48104		
60169189013	MW-66-201405	SM 3500-Fe B#4	WET/48104		
60169189014	MW-67-201405	SM 3500-Fe B#4	WET/48104		
60169189015	MW-71-201405	SM 3500-Fe B#4	WET/48104		
60169189016	RW-69-201405	SM 3500-Fe B#4	WET/48104		
60169189017	ITMW-1-201405	SM 3500-Fe B#4	WET/48104		
60169189018	MW-28-201405	SM 3500-Fe B#4	WET/48104		
60169189019	ITMW-4-201405	SM 3500-Fe B#4	WET/48104		
60169189020	MW-29-201405	SM 3500-Fe B#4	WET/48104		
60169189021	ITMW-6-201405	SM 3500-Fe B#4	WET/48133		
60169189022	MW-35R-201405	SM 3500-Fe B#4	WET/48133		
60169189001	MW-31-201405	SM 4500-H+B	WET/47995		
60169189002	ITMW-16-201405	SM 4500-H+B	WET/47995		
60169189003	MW-27-201405	SM 4500-H+B	WET/47995		
60169189004	MW-36-201405	SM 4500-H+B	WET/47995		
60169189005	ITMW-2-201405	SM 4500-H+B	WET/47995		
60169189006	IW-80-201405	SM 4500-H+B	WET/47995		
60169189007	MW-32-201405	SM 4500-H+B	WET/47995		
60169189008	MW-34-201405	SM 4500-H+B	WET/47995		
60169189009	MW-39-201405	SM 4500-H+B	WET/47995		
60169189010	MW-50-201405	SM 4500-H+B	WET/47996		
60169189011	MW-60-201405	SM 4500-H+B	WET/47995		
60169189012	MW-61-201405	SM 4500-H+B	WET/47995		
60169189013	MW-66-201405	SM 4500-H+B	WET/47995		
60169189014	MW-67-201405	SM 4500-H+B	WET/47995		
60169189015	MW-71-201405	SM 4500-H+B	WET/47995		
60169189016	RW-69-201405	SM 4500-H+B	WET/47995		
60169189017	ITMW-1-201405	SM 4500-H+B	WET/47995		
60169189018	MW-28-201405	SM 4500-H+B	WET/47995		
60169189019	ITMW-4-201405	SM 4500-H+B	WET/47995		
60169189020	MW-29-201405	SM 4500-H+B	WET/47995		
60169189021	ITMW-6-201405	SM 4500-H+B	WET/47996		
60169189022	MW-35R-201405	SM 4500-H+B	WET/47996		
60169189001	MW-31-201405	SM 4500-S-2 D	WET/47948		
60169189002	ITMW-16-201405	SM 4500-S-2 D	WET/47948		
60169189003	MW-27-201405	SM 4500-S-2 D	WET/47948		
60169189004	MW-36-201405	SM 4500-S-2 D	WET/47948		
60169189005	ITMW-2-201405	SM 4500-S-2 D	WET/47948		

This report shall not be reproduced, except in full,
without the written consent of Pace Analytical Services, Inc..

Pace Analytical Services, Inc.
9608 Loiret Blvd.
Lenexa, KS 66219
(913)599-5665

QUALITY CONTROL DATA CROSS REFERENCE TABLE

Project: FORT SMITH, AR
Pace Project No.: 60169189

Lab ID	Sample ID	QC Batch Method	QC Batch	Analytical Method	Analytical Batch
60169189006	IW-80-201405	SM 4500-S-2 D	WET/47948		
60169189007	MW-32-201405	SM 4500-S-2 D	WET/47948		
60169189008	MW-34-201405	SM 4500-S-2 D	WET/47948		
60169189009	MW-39-201405	SM 4500-S-2 D	WET/47948		
60169189010	MW-50-201405	SM 4500-S-2 D	WET/47948		
60169189011	MW-60-201405	SM 4500-S-2 D	WET/47948		
60169189012	MW-61-201405	SM 4500-S-2 D	WET/47948		
60169189013	MW-66-201405	SM 4500-S-2 D	WET/47948		
60169189014	MW-67-201405	SM 4500-S-2 D	WET/47948		
60169189015	MW-71-201405	SM 4500-S-2 D	WET/47948		
60169189016	RW-69-201405	SM 4500-S-2 D	WET/47948		
60169189017	ITMW-1-201405	SM 4500-S-2 D	WET/47948		
60169189018	MW-28-201405	SM 4500-S-2 D	WET/47948		
60169189019	ITMW-4-201405	SM 4500-S-2 D	WET/47948		
60169189020	MW-29-201405	SM 4500-S-2 D	WET/47948		
60169189021	ITMW-6-201405	SM 4500-S-2 D	WET/47949		
60169189022	MW-35R-201405	SM 4500-S-2 D	WET/47949		
60169189001	MW-31-201405	EPA 300.0	WETA/29548		
60169189002	ITMW-16-201405	EPA 300.0	WETA/29548		
60169189003	MW-27-201405	EPA 300.0	WETA/29548		
60169189004	MW-36-201405	EPA 300.0	WETA/29548		
60169189005	ITMW-2-201405	EPA 300.0	WETA/29548		
60169189006	IW-80-201405	EPA 300.0	WETA/29548		
60169189007	MW-32-201405	EPA 300.0	WETA/29548		
60169189008	MW-34-201405	EPA 300.0	WETA/29548		
60169189009	MW-39-201405	EPA 300.0	WETA/29548		
60169189010	MW-50-201405	EPA 300.0	WETA/29548		
60169189011	MW-60-201405	EPA 300.0	WETA/29548		
60169189012	MW-61-201405	EPA 300.0	WETA/29548		
60169189013	MW-66-201405	EPA 300.0	WETA/29548		
60169189014	MW-67-201405	EPA 300.0	WETA/29548		
60169189015	MW-71-201405	EPA 300.0	WETA/29548		
60169189016	RW-69-201405	EPA 300.0	WETA/29548		
60169189017	ITMW-1-201405	EPA 300.0	WETA/29548		
60169189018	MW-28-201405	EPA 300.0	WETA/29548		
60169189019	ITMW-4-201405	EPA 300.0	WETA/29548		
60169189020	MW-29-201405	EPA 300.0	WETA/29548		
60169189021	ITMW-6-201405	EPA 300.0	WETA/29549		
60169189022	MW-35R-201405	EPA 300.0	WETA/29549		
60169189001	MW-31-201405	EPA 350.1	WETA/29479		
60169189002	ITMW-16-201405	EPA 350.1	WETA/29479		
60169189003	MW-27-201405	EPA 350.1	WETA/29479		
60169189004	MW-36-201405	EPA 350.1	WETA/29479		
60169189005	ITMW-2-201405	EPA 350.1	WETA/29479		
60169189006	IW-80-201405	EPA 350.1	WETA/29479		
60169189007	MW-32-201405	EPA 350.1	WETA/29480		

This report shall not be reproduced, except in full,
without the written consent of Pace Analytical Services, Inc..

Pace Analytical Services, Inc.
9608 Loiret Blvd.
Lenexa, KS 66219
(913)599-5665

QUALITY CONTROL DATA CROSS REFERENCE TABLE

Project: FORT SMITH, AR
Pace Project No.: 60169189

Lab ID	Sample ID	QC Batch Method	QC Batch	Analytical Method	Analytical Batch
60169189008	MW-34-201405	EPA 350.1	WETA/29480		
60169189009	MW-39-201405	EPA 350.1	WETA/29480		
60169189010	MW-50-201405	EPA 350.1	WETA/29480		
60169189011	MW-60-201405	EPA 350.1	WETA/29480		
60169189012	MW-61-201405	EPA 350.1	WETA/29480		
60169189013	MW-66-201405	EPA 350.1	WETA/29480		
60169189014	MW-67-201405	EPA 350.1	WETA/29480		
60169189015	MW-71-201405	EPA 350.1	WETA/29480		
60169189016	RW-69-201405	EPA 350.1	WETA/29480		
60169189017	ITMW-1-201405	EPA 350.1	WETA/29480		
60169189018	MW-28-201405	EPA 350.1	WETA/29480		
60169189019	ITMW-4-201405	EPA 350.1	WETA/29480		
60169189020	MW-29-201405	EPA 350.1	WETA/29480		
60169189021	ITMW-6-201405	EPA 350.1	WETA/29480		
60169189022	MW-35R-201405	EPA 350.1	WETA/29480		
60169189001	MW-31-201405	EPA 353.2	WETA/29439		
60169189002	ITMW-16-201405	EPA 353.2	WETA/29439		
60169189003	MW-27-201405	EPA 353.2	WETA/29439		
60169189004	MW-36-201405	EPA 353.2	WETA/29439		
60169189005	ITMW-2-201405	EPA 353.2	WETA/29439		
60169189006	IW-80-201405	EPA 353.2	WETA/29440		
60169189007	MW-32-201405	EPA 353.2	WETA/29440		
60169189008	MW-34-201405	EPA 353.2	WETA/29440		
60169189009	MW-39-201405	EPA 353.2	WETA/29440		
60169189010	MW-50-201405	EPA 353.2	WETA/29440		
60169189011	MW-60-201405	EPA 353.2	WETA/29440		
60169189012	MW-61-201405	EPA 353.2	WETA/29440		
60169189013	MW-66-201405	EPA 353.2	WETA/29440		
60169189014	MW-67-201405	EPA 353.2	WETA/29440		
60169189015	MW-71-201405	EPA 353.2	WETA/29440		
60169189016	RW-69-201405	EPA 353.2	WETA/29440		
60169189017	ITMW-1-201405	EPA 353.2	WETA/29440		
60169189018	MW-28-201405	EPA 353.2	WETA/29440		
60169189019	ITMW-4-201405	EPA 353.2	WETA/29440		
60169189020	MW-29-201405	EPA 353.2	WETA/29440		
60169189021	ITMW-6-201405	EPA 353.2	WETA/29440		
60169189022	MW-35R-201405	EPA 353.2	WETA/29440		
60169189001	MW-31-201405	SM 4500-CO2 D	WETA/29566		
60169189002	ITMW-16-201405	SM 4500-CO2 D	WETA/29566		
60169189003	MW-27-201405	SM 4500-CO2 D	WETA/29566		
60169189004	MW-36-201405	SM 4500-CO2 D	WETA/29566		
60169189005	ITMW-2-201405	SM 4500-CO2 D	WETA/29566		
60169189006	IW-80-201405	SM 4500-CO2 D	WETA/29566		
60169189007	MW-32-201405	SM 4500-CO2 D	WETA/29566		
60169189008	MW-34-201405	SM 4500-CO2 D	WETA/29566		
60169189009	MW-39-201405	SM 4500-CO2 D	WETA/29566		
60169189010	MW-50-201405	SM 4500-CO2 D	WETA/29566		

This report shall not be reproduced, except in full,
without the written consent of Pace Analytical Services, Inc..

Pace Analytical Services, Inc.
9608 Loiret Blvd.
Lenexa, KS 66219
(913)599-5665

QUALITY CONTROL DATA CROSS REFERENCE TABLE

Project: FORT SMITH, AR
Pace Project No.: 60169189

Lab ID	Sample ID	QC Batch Method	QC Batch	Analytical Method	Analytical Batch
60169189011	MW-60-201405	SM 4500-CO2 D	WETA/29566		
60169189012	MW-61-201405	SM 4500-CO2 D	WETA/29566		
60169189013	MW-66-201405	SM 4500-CO2 D	WETA/29566		
60169189014	MW-67-201405	SM 4500-CO2 D	WETA/29566		
60169189015	MW-71-201405	SM 4500-CO2 D	WETA/29566		
60169189016	RW-69-201405	SM 4500-CO2 D	WETA/29566		
60169189017	ITMW-1-201405	SM 4500-CO2 D	WETA/29566		
60169189018	MW-28-201405	SM 4500-CO2 D	WETA/29566		
60169189019	ITMW-4-201405	SM 4500-CO2 D	WETA/29566		
60169189020	MW-29-201405	SM 4500-CO2 D	WETA/29566		
60169189021	ITMW-6-201405	SM 4500-CO2 D	WETA/29567		
60169189022	MW-35R-201405	SM 4500-CO2 D	WETA/29567		
60169189001	MW-31-201405	SM 5310C	WETA/29499		
60169189002	ITMW-16-201405	SM 5310C	WETA/29499		
60169189003	MW-27-201405	SM 5310C	WETA/29499		
60169189004	MW-36-201405	SM 5310C	WETA/29499		
60169189005	ITMW-2-201405	SM 5310C	WETA/29499		
60169189006	IW-80-201405	SM 5310C	WETA/29499		
60169189007	MW-32-201405	SM 5310C	WETA/29499		
60169189008	MW-34-201405	SM 5310C	WETA/29499		
60169189009	MW-39-201405	SM 5310C	WETA/29499		
60169189010	MW-50-201405	SM 5310C	WETA/29499		
60169189011	MW-60-201405	SM 5310C	WETA/29499		
60169189012	MW-61-201405	SM 5310C	WETA/29499		
60169189013	MW-66-201405	SM 5310C	WETA/29499		
60169189014	MW-67-201405	SM 5310C	WETA/29499		
60169189015	MW-71-201405	SM 5310C	WETA/29499		
60169189016	RW-69-201405	SM 5310C	WETA/29499		
60169189017	ITMW-1-201405	SM 5310C	WETA/29499		
60169189018	MW-28-201405	SM 5310C	WETA/29516		
60169189019	ITMW-4-201405	SM 5310C	WETA/29516		
60169189020	MW-29-201405	SM 5310C	WETA/29516		
60169189021	ITMW-6-201405	SM 5310C	WETA/29516		
60169189022	MW-35R-201405	SM 5310C	WETA/29516		
60169189001	MW-31-201405	SM4500-P B	WETA/4978	SM 4500-P E	WETA/4980
60169189002	ITMW-16-201405	SM4500-P B	WETA/4978	SM 4500-P E	WETA/4980
60169189003	MW-27-201405	SM4500-P B	WETA/4978	SM 4500-P E	WETA/4980
60169189004	MW-36-201405	SM4500-P B	WETA/4978	SM 4500-P E	WETA/4980
60169189005	ITMW-2-201405	SM4500-P B	WETA/4978	SM 4500-P E	WETA/4980
60169189006	IW-80-201405	SM4500-P B	WETA/4978	SM 4500-P E	WETA/4980
60169189007	MW-32-201405	SM4500-P B	WETA/4978	SM 4500-P E	WETA/4980
60169189008	MW-34-201405	SM4500-P B	WETA/4978	SM 4500-P E	WETA/4980
60169189009	MW-39-201405	SM4500-P B	WETA/4978	SM 4500-P E	WETA/4980
60169189010	MW-50-201405	SM4500-P B	WETA/4978	SM 4500-P E	WETA/4980
60169189011	MW-60-201405	SM4500-P B	WETA/4978	SM 4500-P E	WETA/4980
60169189012	MW-61-201405	SM4500-P B	WETA/4978	SM 4500-P E	WETA/4980
60169189013	MW-66-201405	SM4500-P B	WETA/4978	SM 4500-P E	WETA/4980

This report shall not be reproduced, except in full,
without the written consent of Pace Analytical Services, Inc..

Pace Analytical Services, Inc.
9608 Loiret Blvd.
Lenexa, KS 66219
(913)599-5665

QUALITY CONTROL DATA CROSS REFERENCE TABLE

Project: FORT SMITH, AR
Pace Project No.: 60169189

Lab ID	Sample ID	QC Batch Method	QC Batch	Analytical Method	Analytical Batch
60169189014	**MW-67-201405**	SM4500-P B	WETA/4978	SM 4500-P E	WETA/4980
60169189015	**MW-71-201405**	SM4500-P B	WETA/4978	SM 4500-P E	WETA/4980
60169189016	**RW-69-201405**	SM4500-P B	WETA/4978	SM 4500-P E	WETA/4980
60169189017	**ITMW-1-201405**	SM4500-P B	WETA/4978	SM 4500-P E	WETA/4980
60169189018	**MW-28-201405**	SM4500-P B	WETA/5008	SM 4500-P E	WETA/5009
60169189019	**ITMW-4-201405**	SM4500-P B	WETA/5008	SM 4500-P E	WETA/5009
60169189020	**MW-29-201405**	SM4500-P B	WETA/5008	SM 4500-P E	WETA/5009
60169189021	**ITMW-6-201405**	SM4500-P B	WETA/5008	SM 4500-P E	WETA/5009
60169189022	**MW-35R-201405**	SM4500-P B	WETA/5008	SM 4500-P E	WETA/5009

This report shall not be reproduced, except in full,
without the written consent of Pace Analytical Services, Inc..

Pace Analytical
www.pacelabs.com

Sample Condition Upon Receipt

WO# : 60169189

60169189

Client Name: Environ

Optional
Proj Due Date:
Proj Name:

Courier: Fed Ex ☑ UPS ☐ USPS ☐ Client ☐ Commercial ☐ Pace ☐ Other ☐

Tracking #: 5689 1283 9570; 9559; 9546; 9581; 9548 Pace Shipping Label Used? Yes ☐ No ☑

Custody Seal on Cooler/Box Present: Yes ☑ No ☐ Seals intact: Yes ☑ No ☐

Packing Material: Bubble Wrap ☐ Bubble Bags ☑ Foam ☑ None ☐ Other ☑ 2 PLC

Thermometer Used: T-239 / T-194 **Type of Ice:** (Wet) Blue None ☐ Samples received on ice, cooling process has begun.
(circle one)

Cooler Temperature: 2.6, 5.8, 2.4, 0.6, 4.9

Date and initials of person examining contents: 5/14/14 BP

Temperature should be above freezing to 6°C

Chain of Custody present:	☑Yes ☐No ☐N/A	1. TB1 = MW31, MW36, ITMW80, ITMW4
Chain of Custody filled out:	☑Yes ☐No ☐N/A	2. TB2 = ITMW1, MW61, MW39, MW66, MW29
Chain of Custody relinquished:	☑Yes ☐No ☐N/A	3. TB3 = MW-71, RW69, ITMW2, ITMW6
Sampler name & signature on COC:	☑Yes ☐No ☐N/A	4. TB4 = ITMW16, MW27, MW67, MW35R, MW50
Samples arrived within holding time:	☑Yes ☐No ☐N/A	5. All other samples came in cooler without TB.
Short Hold Time analyses (<72hr):	☑Yes ☐No ☐N/A	6.
Rush Turn Around Time requested:	☐Yes ☑No ☐N/A	7. (No MS/MSD vials for MW 34.)
Sufficient volume:	☑Yes ☐No ☐N/A	8.
Correct containers used:	☑Yes ☐No ☐N/A	
Pace containers used:	☑Yes ☐No ☐N/A	9.
Containers intact:	☑Yes ☐No ☐N/A	10.
Unpreserved 5035A soils frozen w/in 48hrs?	☐Yes ☐No ☑N/A	11.
Filtered volume received for dissolved tests?	☐Yes ☐No ☑N/A	12.
Sample labels match COC:	☑Yes ☐No ☐N/A	
Includes date/time/ID/analyses Matrix: WT		13.
All containers needing preservation have been checked.	☑Yes ☐No ☐N/A	
All containers needing preservation are found to be in compliance with EPA recommendation.	☑Yes ☐No ☐N/A	14.
Exceptions: VOA, coliform, TOC, O&G, WI-DRO (water), Phenolics	☑Yes ☐No	Initial when completed / Lot # of added preservative
Trip Blank present:	☑Yes ☐No ☐N/A	
Pace Trip Blank lot # (if purchased):		15.
Headspace in VOA vials (>6mm):	☑Yes ☐No ☐N/A	16. lot 2 TB 1
Project sampled in USDA Regulated Area:	☐Yes ☐No ☑N/A	17. List State:

Client Notification/ Resolution: Copy COC to Client? Y / N Field Data Required? Y / N

Person Contacted: _____ Date/Time: _____

Comments/ Resolution: _____

Project Manager Review: MW Date: 5/14/14

Pace Analytical
www.pacelabs.com

The Chain-of-Custody is a LEGAL DOCUMENT. All relevant fields must be completed accurately.

Page: 1 of 2

Section A Required Client Information:

Company:	Environ
Address:	7500 College Blvd., Ste. 925
	Overland Park, KS 66210
Email To:	wstonestreet@environcorp.com
Phone: 913-553-5926	Fax:
Requested Due Date/TAT:	Standard

Section B Required Project Information:

Report To:	Wendy Stonestreet
Copy To:	Tamara Gleason tgleason@environcorp.com
Purchase Order No.:	
Project Name:	Fort Smith, AR
Project Number:	34343994

Section C Invoice Information:

Attention:	
Company Name:	
Address:	
Pace Quote Reference:	
Pace Project Manager:	MJ Walls
Pace Profile #:	7444, line 1

REGULATORY AGENCY

☐ NPDES ☐ GROUND WATER ☐ DRINKING WATER
☐ UST ☐ RCRA ☒ OTHER ADEQ

Site Location STATE: AR

Section D Required Client Information

Valid Matrix Codes

MATRIX	CODE
DRINKING WATER	DW
WATER	WT
WASTE WATER	WW
PRODUCT	P
SOIL/SOLID	SL
OIL	OL
WIPE	WP
AIR	AR
OTHER	OT
TISSUE	TS

SAMPLE ID
(A-Z, 0-9 / ,-)
Sample IDs MUST BE UNIQUE

Requested Analysis Filtered (Y/N)

ITEM #	SAMPLE ID	MATRIX CODE (see valid codes to left)	SAMPLE TYPE (G=GRAB C=COMP)	COLLECTED: COMPOSITE START DATE	COMPOSITE START TIME	COMPOSITE END/GRAB DATE	COMPOSITE END/GRAB TIME	SAMPLE TEMP AT COLLECTION	# OF CONTAINERS	Preservatives: Unpreserved	H_2SO_4	HNO_3	HCl	NaOH	$Na_2S_2O_3$	Methanol	Other	Analysis Test Y/N	VOCs	Alkalinity	TOC	Chloride	Sulfate	8010-Iron/Mn	Ferric Iron calc. (send field Ferrous)	Ammonia	Nitrate+Nitrite	Total Phosphate (Pace Dallas)	Sulfide	CO2 Calc (Alkalinity +pH)	Residual Chlorine (Y/N)	Pace Project No./ Lab I.D.
1	MW-31-201405 3D69H 3D694	WT	G			5/13/14	0942	-	11										X	X	X	X	X	X	X	X	X	X	X		1BP3H 1BP3N 1BP3S 1BP3S 1BP3Z 1BP3Z
2	ITMW-16-201405	WT	G			5/13/14	9:15	-	11										X	X	X	X	X	X	X	X	X	X	X		
3	MW-27-201405	WT	G			5/13/14	11:05	-	11										X	X	X	X	X	X	X	X	X	X	X		
4	MW-36-201405	WT	G			5/13/14	~~11:17~~ 1215	-	11										X	X	X	X	X	X	X	X	X	X	X		
5	ITMW-32-201405	WT	G			5/13/14	13:50	-	11										X	X	X	X	X	X	X	X	X	X	X		
6	MW-30-201405	WT	G			5/13/14	1220	-	11										X	X	X	X	X	X	X	X	X	X	X		
7	MW-32-201405	WT	G			5/13/14	1535	-	11										X	X	X	X	X	X	X	X	X	X	X		
8	MW-34-201405 MS/MSD	WT	G			5/13/14	1535	-	14										X	X	X	X	X	X	X	X	X	X	X		MS/MSD
9	MW-39-201405	WT	G			5/13/14	1010	-	11										X	X	X	X	X	X	X	X	X	X	X		
10	MW-50-201405	WT	G			5/13/14	1710	-	11										X	X	X	X	X	X	X	X	X	X	X		
11	MW-60-201405 2D69Q	WT	G			5/13/14	1620	-	11										X	X	X	X	X	X	X	X	X	X	X		
12	MW-61-201405	WT	G			5/13/14	1540	-	11										X	X	X	X	X	X	X	X	X	X	X		

6016989

ADDITIONAL COMMENTS	RELINQUISHED BY / AFFILIATION	DATE	TIME	ACCEPTED BY / AFFILIATION	DATE	TIME
Level IV data package required	ENVIRON	5/13/14	1855	PASI KC	5/14/14	0820

SAMPLE CONDITIONS

Temp in °C	Received on Ice (Y/N)	Custody Sealed Cooler (Y/N)	Samples Intact (Y/N)
2.6	Y	Y	Y
5.8	Y	Y	Y
2.4	Y	Y	Y
0.6	Y	Y	Y
4.8	Y	Y	Y

SAMPLER NAME AND SIGNATURE

PRINT Name of SAMPLER: Nick Zurmoller

SIGNATURE of SAMPLER: [signature] DATE Signed (MM/DD/YY): 5/13/14

*Important Note: By signing this form you are accepting Pace's NET 30 day payment terms and agreeing to late charges of 1.5% per month for any invoices not paid within 30 days.

F-ALL-Q-020rev.07, 15-Feb-2007

Pace Analytical
www.pacelabs.com

Chain-of-Custody / Analytical Request Document

The Chain-of-Custody is a LEGAL DOCUMENT. All relevant fields must be completed accurately.

Page: 2 of 2

Section A Required Client Information:

Company:	Environ
Address:	7500 College Blvd., Ste. 925
	Overland Park, KS 66210
Email To:	wstonestreet@environcorp.com
Phone: 913-553-5926	Fax:
Requested Due Date/TAT:	

Section B Required Project Information:

Report To:	Wendy Stonestreet
Copy To:	Tamara Gleason tgleason@environcorp.com
Purchase Order No.:	
Project Name:	Fort Smith, AR
Project Number:	34343994

Section C Invoice Information:

Attention:	
Company Name:	
Address:	
Pace Quote Reference:	
Pace Project Manager:	MJ Walls
Pace Profile #:	7444, line 1

REGULATORY AGENCY

☐ NPDES ☐ GROUND WATER ☐ DRINKING WATER
☐ UST ☐ RCRA ☒ OTHER ADEQ

Site Location STATE: AR

Section D Required Client Information

SAMPLE ID (A-Z, 0-9 / ,-) Sample IDs MUST BE UNIQUE

Valid Matrix Codes

MATRIX	CODE
DRINKING WATER	DW
WATER	WT
WASTE WATER	WW
PRODUCT	P
SOIL/SOLID	SL
OIL	OL
WIPE	WP
AIR	AR
OTHER	OT
TISSUE	TS

Requested Analysis Filtered (Y/N)

ITEM #	SAMPLE ID	MATRIX CODE (see valid codes to left)	SAMPLE TYPE (G=GRAB C=COMP)	COLLECTED COMPOSITE START DATE	COLLECTED COMPOSITE START TIME	COLLECTED COMPOSITE END/GRAB DATE	COLLECTED COMPOSITE END/GRAB TIME	SAMPLE TEMP AT COLLECTION	# OF CONTAINERS	Preservatives: Unpreserved	H_2SO_4	HNO_3	HCl	NaOH	$Na_2S_2O_3$	Methanol	Other	Analysis Test Y/N	VOCs	Alkalinity	TOC	Chloride	Sulfate	6010-Iron/Mn	Ferric Iron calc. (send field Ferrous)	Ammonia	Nitrate+Nitrite	Total Phosphate (Pace Dallas)	Sulfide	CO2 Calc (Alkalinity +pH)	Residual Chlorine (Y/N)	Pace Project No./ Lab I.D.
1	MW-66-201405	WT	G			5/13/14	1450	-	11	X	X	X	X						X	X	X	X	X	X	X	X	X	N	18734 18735 18736 18737 18738 018
2	MW-67-201405	WT	G			5/13/14	1302	-	11	X	X	X	X						X	X	X	X	X	X	X	X	X	N	014
3	MW-71-201405	WT	G			5/13/14	1330	-	11	X	X	X	X						X	X	X	X	X	X	X	X	X	N	015
4	MW-69-201405 MS/MSD	WT	G			5/13/14	1535	-	14	X	X	X	X	6D694	3D694				X	X	X	X	X	X	X	X	X	N	MS/MSD 016
5	ITMW-1-201405	WT	G			5/13/14	1620	-	11	X	X	X	X						X	X	X	X	X	X	X	X	X	N	017
6	MW-28-201405	WT	G			5/13/14	0930	-	11	X	X	X	X						X	X	X	X	X	X	X	X	X	N	018
7	ITMW-4-201405	WT	G			5/13/14	1135	-	11	X	X	X	X						X	X	X	X	X	X	X	X	X	N	019
8	MW-29-201405	WT	G			5/13/14	1340	-	11	X	X	X	X						X	X	X	X	X	X	X	X	X	N	020
9	ITMW-6-201405	WT	G			5/13/14	1655	-	11	X	X	X	X						X	X	X	X	X	X	X	X	X	N	021
10	MW-35R-201405	WT	G			5/13/14	1705	-	11	X	X	X	X						X	X	X	X	X	X	X	X	X	N	022
11																													2(D694)TB x4 023-026
12																													

ADDITIONAL COMMENTS	RELINQUISHED BY / AFFILIATION	DATE	TIME	ACCEPTED BY / AFFILIATION	DATE	TIME	SAMPLE CONDITIONS: Temp in °C	Received on Ice (Y/N)	Custody Sealed Cooler (Y/N)	Samples Intact (Y/N)
Level IV data package required	ENVIRON	5/13/14	1855	IPASI KC	5/14/14	0820	2.6	Y	Y	Y
							5.8	Y	Y	Y
							2.4	Y	Y	Y
							0.6	Y	Y	Y
							4.8	Y	Y	Y

SAMPLER NAME AND SIGNATURE

PRINT Name of SAMPLER: Nick Zurweller

SIGNATURE of SAMPLER: [signature] DATE Signed (MM/DD/YY): 5/13/14

*Important Note: By signing this form you are accepting Pace's NET 30 day payment terms and agreeing to late charges of 1.5% per month for any invoices not paid within 30 days.

F-ALL-Q-020rev.07, 15-Feb-2007

Chain of Custody

WO# : 7515276

7515276

ce Analytical®
www.pacelabs.com

orkorder: 60169189 **Workorder Name:** FORT SMITH, AR **Owner Received Date:** 5/14/2014 **Results Requested By:** 5/27/2014

Report To	Subcontract To
Mary Jane Walls Pace Analytical Services, Inc. 9608 Loiret Blvd. Lenexa, KS 66219 Phone (913)599-5665 Fax (913)599-1759	Pace Analytical Dallas 400 West Bethany Drive Suite 190 Allen, TX 75013 Phone (972)727-1123

						Preserved Containers						Requested Analysis												
Item	Sample ID	Sample Type	Collect Date/Time	Lab ID	Matrix	H2SO4	none					Total Phosphate	8015 Chloroethanol											LAB USE ONLY
1	MW-31-201405	PS	5/13/2014 09:49	60169189001	Water	1	3					X	X											001
2	ITMW-16-201405	PS	5/13/2014 09:15	60169189002	Water	1	3					X	X											002
3	MW-27-201405	PS	5/13/2014 11:05	60169189003	Water	1	3					X	X											003
4	MW-36-201405	PS	5/13/2014 12:15	60169189004	Water	1	3					X	X											004
5	ITMW-2-201405	PS	5/13/2014 13:50	60169189005	Water	1	3					X	X											005
6	IW-80-201405	PS	5/13/2014 12:20	60169189006	Water	1	3					X	X											006
7	MW-32-201405	PS	5/13/2014 15:35	60169189007	Water	1	3					X	X											007
8	MW-34-201405	RQS	5/13/2014 15:35	60169189008	Water	1	3					X	X											008
9	MW-39-201405	PS	5/13/2014 10:10	60169189009	Water	1	3					X	X											009
10	MW-50-201405	PS	5/13/2014 17:10	60169189010	Water	1	3					X	X											010
11	MW-60-201405	PS	5/13/2014 16:20	60169189011	Water	1	3					X	X											011
12	MW-61-201405	PS	5/13/2014 15:40	60169189012	Water	1	3					X	X											012
13	MW-66-201405	PS	5/13/2014 14:50	60169189013	Water	1	3					X	X											013
14	MW-67-201405	PS	5/13/2014 13:02	60169189014	Water	1	3					X	X											014
15	MW-71-201405	PS	5/13/2014 13:30	60169189015	Water	1	3					X	X											015
16	RW-69-201405	RQS	5/13/2014 15:35	60169189016	Water	1	3					X	X											016
17	ITMW-1-201405	PS	5/13/2014 16:20	60169189017	Water	1	3					X	X											017
18	MW-28-201405	PS	5/13/2014 09:30	60169189018	Water	1	3					X	X											018
19	ITMW-4-201405	PS	5/13/2014 11:35	60169189019	Water	1	3					X	X											019

Chain of Custody

Pace Analytical®
www.pacelabs.com

Workorder: 60169189 **Workorder Name:** FORT SMITH, AR **Owner Received Date:** 5/14/2014 **Results Requested By:** 5/27/2014

Report To	Subcontract To
Mary Jane Walls Pace Analytical Services, Inc. 9608 Loiret Blvd. Lenexa, KS 66219 Phone (913)599-5665 Fax (913)599-1759	Pace Analytical Dallas 400 West Bethany Drive Suite 190 Allen, TX 75013 Phone (972)727-1123

WO# 7515276

Item	Sample ID	Sample Type	Collect Date/Time	Lab ID	Matrix	Preserved Containers: H2SO4	none					Requested Analysis: Total Phosphate	8015 Chloroethanol										LAB USE ONLY
20	MW-29-201405	PS	5/13/2014 13:40	60169189020	Water	1	3					X	X										020
21	ITMW-6-201405	PS	5/13/2014 16:55	60169189021	Water	1	3					X	X										021
22	MW-35R-201405	PS	5/13/2014 17:05	60169189022	Water	1	3					X	X										022
23																							
24																							

Transfers	Released By	Date/Time	Received By	Date/Time
1	[signature] / Pace	5/15/14 1200	Kathy Wiemer / Pace	5/16/14 0910 AM
2				
3				

Comments

Cooler Temperature on Receipt #1-0.8 #2-1.8° °C **Custody Seal** Y or N **Received on Ice** Y or N **Samples Intact** Y or N

Pace Analytical

Sample Condition Upon Receipt
Dallas

Client Name: Pace Kansas Project Work order: 7515276

Courier: FedEX ☒ UPS ☐ USPS ☐ Client ☐ Courier ☐ LSO ☐ PACE ☐ Other:

Tracking#: 568912842235-568912842246

Custody Seal on Cooler/Box: Yes ☒ No ☐ **Seals Intact:** Yes ☒ No ☐ NA ☐

Packing Material: Bubble Wrap ☐ Bubble Bags ☐ Foam ☐ None ☐ Other ☒

Thermometer Used: IR-01 Type of Ice: Wet ☒ Blue ☐ None ☐ Sample Received on ice, cooling process has begun ☐

Cooler Temp: #1-0.8°C #2-1.8°C (Temp should be above freezing to 6°C)

Chain of Custody Present	Yes ☒ No ☐ NA ☐	1
Chain of Custody filled out	Yes ☒ No ☐ NA ☐	2
Chain of Custody relinquished	Yes ☒ No ☐ NA ☐	3
Sampler name & signature on COC	Yes ☐ No ☒ NA ☐	4
Sample received within HT	Yes ☒ No ☐ NA ☐	5
Short HT analyses (<72 hrs)	Yes ☐ No ☒ NA ☐	6
Rush TAT requested	Yes ☐ No ☒ NA ☐	7
Sufficient Volume received	Yes ☒ No ☐ NA ☐	8
Correct Container used Pace Container used	Yes ☒ No ☐ NA ☐ Yes ☒ No ☐ NA ☐	9
Container Intact	Yes ☒ No ☐ NA ☐	10
Unpreserved 5035A soil frozen within 48 hrs	Yes ☐ No ☐ NA ☒	11
Filtered volume received for Dissolved tests	Yes ☐ No ☐ NA ☒	12
Sample labels match COC Include date/time/ID/analyses Matrix: Water	Yes ☒ No ☐ NA ☐	13
All containers needing preservation have been checked	Yes ☒ No ☐ NA ☐	14a. Lot# of pH strip: 6311001 pH checked Yes ☒ No ☐ pH<2 ☐ pH>9 ☐ pH>12 ☐ Lot# of Iodine strip: Lot# of Lead Acetate strip:
Do containers require preservation at the lab	Yes ☐ No ☒ NA ☐	14b. Preservation: Lot#:
All containers needing preservation are found to be in Compliance with EPA recommendation Exception: VOA, coliform, O&G	Yes ☒ No ☐ NA ☐ Yes ☐ No ☒	14c. 5.16.14
Trip Blank present Trip Blank Custody Seals Intact Pace Trip Blank Lot# (if purchased):	Yes ☐ No ☒ NA ☐ Yes ☐ No ☐ NA ☒	15 mm
Headspace in VOA (>6mm)	Yes ☐ No ☒ NA ☐	16
Project sampled in USDA Regulated Area:	Yes ☐ No ☒ NA ☐	17. List State

Client Notification/Resolution/Comments:

Person Contacted: Date:

Comments/Resolution:

Person Examining Contents: mm Date: 5-16-14

Sample Container Count

COC PAGE ____ of ____
COC ID# _____

Pace Project # 7515276

Sample Line Item	BP2N	AG1U	VG9U	VG9H	BP2S	BP1U	BP2U	BG1H	AG1S	BP2O	SP5T	WGFU	WGKU	DG9U		Comments
1					1									3		
2					1									3		
3					1									3		
4					1									3		
5					1									3		
6					1									3		
7					1									3		
8					1									3		
9					1									3		
10					1									3		
11					1									3		
12					1									3		

Container Codes

DG9H	40mL HCL amber voa vial	AF	Air Filter	BP1N	1 liter HNO3 plastic	DG9P	40mL TSP amber vial
AG1U	1liter unpreserved amber glass	AG1H	1 liter HCL amber glass	BP1S	1 liter H2SO4 plastic	DG9S	40mL H2SO4 amber vial
WGFU	4oz clear soil jar	AG1S	1 liter H2SO4 amber glass	BP1U	1 liter unpreserved plastic	DG9T	40mL Na Thio amber vial
R	terra core kit	AG1T	1 liter Na Thiosulfate amber gl	BP1Z	1 liter NaOH, Zn, Ac	DG9U	40mL unpreserved **amber** vial
BP2N	500mL HNO3 plastic	AG2N	500mL HNO3 amber glass	BP2A	500mL NaOH, Asc Acid plastic	I	Wipe/Swab
BP2U	500mL unpreserved plastic	AG2S	500mL H2SO4 amber glass	BP2O	500mL NaOH plastic	JGFU	4oz unpreserved amber wide
BP2S	500mL H2SO4 plastic	AG2U	500mL unpreserved amber gla	BP2Z	500mL NaOH, Zn Ac	U	Summa Can
BP3N	250mL HNO3 plastic	AG3U	250mL unpreserved amber gla	BP3A	250mL NaOh, Asc Acid plastic	VG9H	40mL HCL clear vial
BP3U	250mL unpreserved plastic	BG1H	1 liter HCL clear glass	BP3C	250mL NaOH plastic	VG9T	40mL Na Thio. clear vial
BP3S	250mL H2SO4 plastic	BG1S	1 liter H2SO4 clear glass	BP3Z	250mL NaOH, Zn Ac plastic	VG9U	40mL unpreserved **clear** vial
AG3S	250mL H2SO4 glass amber	BG1T	1 liter Na Thiosulfate clear gla	C	Air Cassettes	VSG	Headspace septa vial & HCL
AG1S	1 liter H2SO4 amber glass	BG1U	1 liter unpreserved glass	DG9B	40mL Na Bisulfate amber vial	WGFX	4oz wide jar w/hexane wipe
BP1U	1 liter unpreserved plastic	BP1A	1 liter NaOH, Asc Acid plastic	DG9M	40mL MeOH clear vial	ZPLC	Ziploc Bag
WGKU	8oz wide jar upreserved	SP5T	120mL Coliform Na Thiosulfate	SP5U	120mL Coliform unpreserved	GN	General unpreserved
Other	Other						

Sample Container Count

Pace Analytical™ www.pacelabs.com

COC PAGE ____ of ____
COC ID# _____

Pace Project # 9515276

Sample Line Item	BP2N	AG1U	VG9U	VG9H	BP2S	BP1U	BP2U	BG1H	AG1S	BP20	SP5T	WGFU	WGKU	DG9U		Comments
1					1									3		
2					1									3		
3					1									3		
4					1									3		
5					1									3		
6					1									3		
7					1									3		
8					1									3		
9					1									3		
10					1									3		
11																
12																

Container Codes

DG9H	40mL HCL amber voa vial
AG1U	1liter unpreserved amber glass
WGFU	4oz clear soil jar
R	terra core kit
BP2N	500mL HNO3 plastic
BP2U	500mL unpreserved plastic
BP2S	500mL H2SO4 plastic
BP3N	250mL HNO3 plastic
BP3U	250mL unpreserved plastic
BP3S	250mL H2SO4 plastic
AG3S	250mL H2SO4 glass amber
AG1S	1 liter H2SO4 amber glass
BP1U	1 liter unpreserved plastic
WGKU	8oz wide jar upreserved
Other	Other

AF	Air Filter
AG1H	1 liter HCL amber glass
AG1S	1 liter H2SO4 amber glass
AG1T	1 liter Na Thiosulfate amber gl
AG2N	500mL HNO3 amber glass
AG2S	500mL H2SO4 amber glass
AG2U	500mL unpreserved amber gla
AG3U	250mL unpreserved amber gla
BG1H	1 liter HCL clear glass
BG1S	1 liter H2SO4 clear glass
BG1T	1 liter Na Thiosulfate clear gla
BG1U	1 liter unpreserved glass
BP1A	1 liter NaOH, Asc Acid plastic
SP5T	120mL Coliform Na Thiosulfate

BP1N	1 liter HNO3 plastic
BP1S	1 liter H2SO4 plastic
BP1U	1 liter unpreserved plastic
BP1Z	1 liter NaOH, Zn, Ac
BP2A	500mL NaOH, Asc Acid plastic
BP2O	500mL NaOH plastic
BP2Z	500mL NaOH, Zn Ac
BP3A	250mL NaOh, Asc Acid plastic
BP3C	250mL NaOH plastic
BP3Z	250mL NaOH, Zn Ac plastic
C	Air Cassettes
DG9B	40mL Na Bisulfate amber vial
DG9M	40mL MeOH clear vial
SP5U	120mL Coliform unpreserved

DG9P	40mL TSP amber vial
DG9S	40mL H2SO4 amber vial
DG9T	40mL Na Thio amber vial
DG9U	40mL unpreserved **amber** vial
I	Wipe/Swab
JGFU	4oz unpreserved amber wide
U	Summa Can
VG9H	40mL HCL clear vial
VG9T	40mL Na Thio. clear vial
VG9U	40mL unpreserved **clear** vial
VSG	Headspace septa vial & HCL
WGFX	4oz wide jar w/hexane wipe
ZPLC	Ziploc Bag
GN	General unpreserved

Pace Analytical Services, Inc.
9608 Loiret Blvd.
Lenexa, KS 66219
(913)599-5665

June 18, 2014

Wendy Stonestreet
Environ International Corporation
7500 College Blvd Ste 925
Overland Park, KS 66210

RE: Project: FORT SMITH, AR
Pace Project No.: 60169284

Dear Wendy Stonestreet:
Enclosed are the analytical results for sample(s) received by the laboratory on May 15, 2014. The results relate only to the samples included in this report. Results reported herein conform to the most current TNI standards and the laboratory's Quality Assurance Manual, where applicable, unless otherwise noted in the body of the report.

Amended report, REV-1 on 6/17/14, to add xylene from 1x analysis on samples -010, -011, -014, -018, -019, -020, -021, -025..

Amended report, REV-2 on 6/18/14, to add xylene from the 1x analysis to Pace samples -008 & 009, in addition to the earlier -010, -011, -014, 018, 019, 020, 021, and 025.

If you have any questions concerning this report, please feel free to contact me.

Sincerely,

Mary Jane Walls
maryjane.walls@pacelabs.com
PM Lab Management

Enclosures

cc: EDD, Environ_AR
Tamara Gleason, ENVIRON International Corporation
Wayne Weber, Environ

REPORT OF LABORATORY ANALYSIS

This report shall not be reproduced, except in full,
without the written consent of Pace Analytical Services, Inc..

Pace Analytical Services, Inc.
9608 Loiret Blvd.
Lenexa, KS 66219
(913)599-5665

CERTIFICATIONS

Project: FORT SMITH, AR
Pace Project No.: 60169284

Kansas Certification IDs
9608 Loiret Boulevard, Lenexa, KS 66219
WY STR Certification #: 2456.01
Arkansas Certification #: 13-012-0
Illinois Certification #: 003097
Iowa Certification #: 118
Kansas/NELAP Certification #: E-10116
Louisiana Certification #: 03055
Nevada Certification #: KS000212008A
Oklahoma Certification #: 9205/9935
Texas Certification #: T104704407-13-4
Utah Certification #: KS000212013-3
Illinois Certification #: 003097

Dallas Certification IDs:
400 West Bethany Dr Suite 190 75013 Allen TX 75013
Texas Certification #: T104704232-13-5
Kansas Certification #: E-10388
Arkansas Certification #: 88-0647
Oklahoma Certification #: 2012-080
Louisiana Certification #: 02007

This report shall not be reproduced, except in full,
without the written consent of Pace Analytical Services, Inc..

Pace Analytical Services, Inc.
9608 Loiret Blvd.
Lenexa, KS 66219
(913)599-5665

SAMPLE SUMMARY

Project: FORT SMITH, AR
Pace Project No.: 60169284

Lab ID	Sample ID	Matrix	Date Collected	Date Received
60169284001	ITMW-7-201405	Water	05/14/14 13:55	05/15/14 01:47
60169284002	ITMW-9-201405	Water	05/14/14 11:30	05/15/14 01:47
60169284003	ITMW-10-201405	Water	05/14/14 11:50	05/15/14 01:47
60169284004	ITMW-13-201405	Water	05/14/14 09:55	05/15/14 01:47
60169284005	IW-73-201405	Water	05/14/14 16:10	05/15/14 01:47
60169284006	IW-74-201405	Water	05/14/14 12:05	05/15/14 01:47
60169284007	IW-76-201405	Water	05/14/14 11:15	05/15/14 01:47
60169284008	IW-77-201405	Water	05/14/14 10:00	05/15/14 01:47
60169284009	MW-33-201405	Water	05/14/14 14:20	05/15/14 01:47
60169284010	MW-38-201405	Water	05/14/14 14:35	05/15/14 01:47
60169284011	MW-46R-201405	Water	05/14/14 13:55	05/15/14 01:47
60169284012	MW-62-201405	Water	05/14/14 11:50	05/15/14 01:47
60169284013	MW-63-201405	Water	05/14/14 09:20	05/15/14 01:47
60169284014	MW-65-201405	Water	05/14/14 09:15	05/15/14 01:47
60169284015	MW-68-201405	Water	05/14/14 15:35	05/15/14 01:47
60169284016	ITMW-21-201405	Water	05/14/14 09:20	05/15/14 01:47
60169284017	ITMW-14-201405	Water	05/14/14 08:55	05/15/14 01:47
60169284018	ITMW-15-201405	Water	05/14/14 17:05	05/15/14 01:47
60169284019	ITMW-12-201405	Water	05/14/14 17:00	05/15/14 01:47
60169284020	MW-41-201405	Water	05/14/14 16:55	05/15/14 01:47
60169284021	DUP1-201405	Water	05/14/14 14:05	05/15/14 01:47
60169284022	TRIP-1	Water	05/14/14 09:15	05/15/14 01:47
60169284023	TRIP-2	Water	05/14/14 09:15	05/15/14 01:47
60169284024	TRIP-3	Water	05/14/14 09:15	05/15/14 01:47
60169284025	DUP2-201405	Water	05/14/14 16:40	05/15/14 01:47
60169284026	TRIP-4	Water	05/14/14 09:15	05/15/14 01:47
60169284027	TRIP-5	Water	05/14/14 09:15	05/15/14 01:47
60169284028	EB-1-201405	Water	05/14/14 17:38	05/15/14 01:47
60169284029	EB-3-201405	Water	05/14/14 18:05	05/15/14 01:47
60169284030	EB-2-201405	Water	05/14/14 18:17	05/15/14 01:47

This report shall not be reproduced, except in full,
without the written consent of Pace Analytical Services, Inc..

Pace Analytical Services, Inc.
9608 Loiret Blvd.
Lenexa, KS 66219
(913)599-5665

SAMPLE ANALYTE COUNT

Project: FORT SMITH, AR
Pace Project No.: 60169284

Lab ID	Sample ID	Method	Analysts	Analytes Reported	Laboratory
60169284001	**ITMW-7-201405**	EPA 8015 - Alcohol	TA	1	
		EPA 6010	JGP	2	
		EPA 5030B/8260	PRG	38	
		SM 2320B	JMC1	3	
		SM 3500-Fe B#4	TJG	1	
		SM 4500-H+B	TJG	1	
		SM 4500-S-2 D	OL	1	
		EPA 300.0	OL	2	
		EPA 350.1	AJM	1	
		EPA 353.2	AJM	3	
		SM 4500-CO2 D	TJG	1	
		SM 5310C	JMC1	1	
		SM 4500-P E	BAF	1	
60169284002	**ITMW-9-201405**	EPA 8015 - Alcohol	TA	1	
		EPA 6010	JGP	2	
		EPA 5030B/8260	PRG	38	
		SM 2320B	JMC1	3	
		SM 3500-Fe B#4	TJG	1	
		SM 4500-H+B	TJG	1	
		SM 4500-S-2 D	OL	1	
		EPA 300.0	OL	2	
		EPA 350.1	AJM	1	
		EPA 353.2	AJM	3	
		SM 4500-CO2 D	TJG	1	
		SM 5310C	JMC1	1	
		SM 4500-P E	BAF	1	
60169284003	**ITMW-10-201405**	EPA 8015 - Alcohol	TA	1	
		EPA 6010	JGP	2	
		EPA 5030B/8260	PRG	38	
		SM 2320B	JMC1	3	
		SM 3500-Fe B#4	TJG	1	
		SM 4500-H+B	TJG	1	
		SM 4500-S-2 D	OL	1	
		EPA 300.0	OL	2	
		EPA 350.1	AJM	1	
		EPA 353.2	AJM	3	
		SM 4500-CO2 D	TJG	1	

This report shall not be reproduced, except in full,
without the written consent of Pace Analytical Services, Inc..

Pace Analytical Services, Inc.
9608 Loiret Blvd.
Lenexa, KS 66219
(913)599-5665

SAMPLE ANALYTE COUNT

Project: FORT SMITH, AR
Pace Project No.: 60169284

Lab ID	Sample ID	Method	Analysts	Analytes Reported	Laboratory
		SM 5310C	JMC1	1	
		SM 4500-P E	BAF	1	
60169284004	**ITMW-13-201405**	EPA 8015 - Alcohol	TA	1	
		EPA 6010	JGP	2	
		EPA 5030B/8260	PRG	38	
		SM 2320B	JMC1	3	
		SM 3500-Fe B#4	TJG	1	
		SM 4500-H+B	TJG	1	
		SM 4500-S-2 D	OL	1	
		EPA 300.0	OL	2	
		EPA 350.1	AJM	1	
		EPA 353.2	AJM	3	
		SM 4500-CO2 D	TJG	1	
		SM 5310C	JMC1	1	
		SM 4500-P E	BAF	1	
60169284005	**IW-73-201405**	EPA 8015 - Alcohol	TA	1	
		EPA 6010	JGP	2	
		EPA 5030B/8260	PRG	38	
		SM 2320B	JMC1	3	
		SM 3500-Fe B#4	TJG	1	
		SM 4500-H+B	TJG	1	
		SM 4500-S-2 D	OL	1	
		EPA 300.0	OL	2	
		EPA 350.1	AJM	1	
		EPA 353.2	AJM	3	
		SM 4500-CO2 D	TJG	1	
		SM 5310C	JMC1	1	
		SM 4500-P E	BAF	1	
60169284006	**IW-74-201405**	EPA 8015 - Alcohol	TA	1	
		EPA 6010	JGP	2	
		EPA 5030B/8260	PRG	38	
		SM 2320B	JMC1	3	
		SM 3500-Fe B#4	TJG	1	
		SM 4500-H+B	TJG	1	
		SM 4500-S-2 D	OL	1	
		EPA 300.0	OL	2	
		EPA 350.1	AJM	1	

REPORT OF LABORATORY ANALYSIS

This report shall not be reproduced, except in full,
without the written consent of Pace Analytical Services, Inc..

Pace Analytical Services, Inc.
9608 Loiret Blvd.
Lenexa, KS 66219
(913)599-5665

SAMPLE ANALYTE COUNT

Project: FORT SMITH, AR
Pace Project No.: 60169284

Lab ID	Sample ID	Method	Analysts	Analytes Reported	Laboratory
		EPA 353.2	AJM	3	
		SM 4500-CO2 D	TJG	1	
		SM 5310C	JMC1	1	
		SM 4500-P E	BAF	1	
60169284007	**IW-76-201405**	EPA 8015 - Alcohol	TA	1	
		EPA 6010	JGP	2	
		EPA 5030B/8260	PRG	38	
		SM 2320B	JMC1	3	
		SM 3500-Fe B#4	TJG	1	
		SM 4500-H+B	TJG	1	
		SM 4500-S-2 D	OL	1	
		EPA 300.0	OL	2	
		EPA 350.1	AJM	1	
		EPA 353.2	AJM	3	
		SM 4500-CO2 D	TJG	1	
		SM 5310C	JMC1	1	
		SM 4500-P E	BAF	1	
60169284008	**IW-77-201405**	EPA 8015 - Alcohol	TA	1	
		EPA 6010	JGP	2	
		EPA 5030B/8260	JTK, PRG	38	
		SM 2320B	JMC1	3	
		SM 3500-Fe B#4	TJG	1	
		SM 4500-H+B	TJG	1	
		SM 4500-S-2 D	OL	1	
		EPA 300.0	OL	2	
		EPA 350.1	AJM	1	
		EPA 353.2	AJM	3	
		SM 4500-CO2 D	TJG	1	
		SM 5310C	JMC1	1	
		SM 4500-P E	BAF	1	
60169284009	**MW-33-201405**	EPA 8015 - Alcohol	TA	1	
		EPA 6010	JGP	2	
		EPA 5030B/8260	JTK, PRG	38	
		SM 2320B	JMC1	3	
		SM 4500-H+B	TJG	1	
		SM 4500-S-2 D	OL	1	
		EPA 300.0	OL	2	

This report shall not be reproduced, except in full,
without the written consent of Pace Analytical Services, Inc..

Pace Analytical Services, Inc.
9608 Loiret Blvd.
Lenexa, KS 66219
(913)599-5665

SAMPLE ANALYTE COUNT

Project: FORT SMITH, AR
Pace Project No.: 60169284

Lab ID	Sample ID	Method	Analysts	Analytes Reported	Laboratory
		EPA 350.1	AJM	1	
		EPA 353.2	AJM	3	
		SM 4500-CO2 D	TJG	1	
		SM 5310C	JMC1	1	
		SM 4500-P E	BAF	1	
60169284010	**MW-38-201405**	EPA 8015 - Alcohol	TA	1	
		EPA 6010	JGP	2	
		EPA 5030B/8260	JTK, PRG	38	
		SM 2320B	JMC1	3	
		SM 3500-Fe B#4	TJG	1	
		SM 4500-H+B	TJG	1	
		SM 4500-S-2 D	OL	1	
		EPA 300.0	OL	2	
		EPA 350.1	AJM	1	
		EPA 353.2	AJM	3	
		SM 4500-CO2 D	TJG	1	
		SM 5310C	JMC1	1	
		SM 4500-P E	BAF	1	
60169284011	**MW-46R-201405**	EPA 8015 - Alcohol	TA	1	
		EPA 6010	JGP	2	
		EPA 5030B/8260	JTK, PRG	38	
		SM 2320B	JMC1	3	
		SM 3500-Fe B#4	TJG	1	
		SM 4500-H+B	TJG	1	
		SM 4500-S-2 D	OL	1	
		EPA 300.0	OL	2	
		EPA 350.1	AJM	1	
		EPA 353.2	AJM	3	
		SM 4500-CO2 D	TJG	1	
		SM 5310C	JMC1	1	
		SM 4500-P E	BAF	1	
60169284012	**MW-62-201405**	EPA 8015 - Alcohol	TA	1	
		EPA 6010	JGP	2	
		EPA 5030B/8260	PRG	38	
		SM 2320B	JMC1	3	
		SM 3500-Fe B#4	TJG	1	
		SM 4500-H+B	TJG	1	

This report shall not be reproduced, except in full,
without the written consent of Pace Analytical Services, Inc..

Pace Analytical Services, Inc.
9608 Loiret Blvd.
Lenexa, KS 66219
(913)599-5665

SAMPLE ANALYTE COUNT

Project: FORT SMITH, AR
Pace Project No.: 60169284

Lab ID	Sample ID	Method	Analysts	Analytes Reported	Laboratory
		SM 4500-S-2 D	OL	1	
		EPA 300.0	OL	2	
		EPA 350.1	AJM	1	
		EPA 353.2	AJM	3	
		SM 4500-CO2 D	TJG	1	
		SM 5310C	JMC1	1	
		SM 4500-P E	BAF	1	
60169284013	**MW-63-201405**	EPA 8015 - Alcohol	TA	1	
		EPA 6010	JGP	2	
		EPA 5030B/8260	PRG	38	
		SM 2320B	JMC1	3	
		SM 3500-Fe B#4	TJG	1	
		SM 4500-H+B	TJG	1	
		SM 4500-S-2 D	OL	1	
		EPA 300.0	OL	2	
		EPA 350.1	AJM	1	
		EPA 353.2	AJM	3	
		SM 4500-CO2 D	TJG	1	
		SM 5310C	JMC1	1	
		SM 4500-P E	BAF	1	
60169284014	**MW-65-201405**	EPA 8015 - Alcohol	TA	1	
		EPA 6010	JGP	2	
		EPA 5030B/8260	JTK	38	
		SM 2320B	JMC1	3	
		SM 3500-Fe B#4	TJG	1	
		SM 4500-H+B	TJG	1	
		SM 4500-S-2 D	OL	1	
		EPA 300.0	OL	2	
		EPA 350.1	AJM	1	
		EPA 353.2	AJM	3	
		SM 4500-CO2 D	TJG	1	
		SM 5310C	JMC1	1	
		SM 4500-P E	BAF	1	
60169284015	**MW-68-201405**	EPA 8015 - Alcohol	TA	1	
		EPA 6010	JGP	2	
		EPA 5030B/8260	PRG	38	
		SM 2320B	JMC1	3	

This report shall not be reproduced, except in full,
without the written consent of Pace Analytical Services, Inc..

Pace Analytical Services, Inc.
9608 Loiret Blvd.
Lenexa, KS 66219
(913)599-5665

SAMPLE ANALYTE COUNT

Project: FORT SMITH, AR
Pace Project No.: 60169284

Lab ID	Sample ID	Method	Analysts	Analytes Reported	Laboratory
		SM 3500-Fe B#4	TJG	1	
		SM 4500-H+B	TJG	1	
		SM 4500-S-2 D	OL	1	
		EPA 300.0	OL	2	
		EPA 350.1	AJM	1	
		EPA 353.2	AJM	3	
		SM 4500-CO2 D	TJG	1	
		SM 5310C	JMC1	1	
		SM 4500-P E	BAF	1	
60169284016	**ITMW-21-201405**	EPA 8015 - Alcohol	TA	1	
		EPA 6010	JGP	2	
		EPA 5030B/8260	PRG	38	
		SM 2320B	JMC1	3	
		SM 3500-Fe B#4	TJG	1	
		SM 4500-H+B	TJG	1	
		SM 4500-S-2 D	OL	1	
		EPA 300.0	OL	2	
		EPA 350.1	AJM	1	
		EPA 353.2	AJM	3	
		SM 4500-CO2 D	TJG	1	
		SM 5310C	JMC1	1	
		SM 4500-P E	BAF	1	
60169284017	**ITMW-14-201405**	EPA 8015 - Alcohol	TA	1	
		EPA 6010	JGP	2	
		EPA 5030B/8260	PRG	38	
		SM 2320B	JMC1	3	
		SM 3500-Fe B#4	TJG	1	
		SM 4500-H+B	TJG	1	
		SM 4500-S-2 D	OL	1	
		EPA 300.0	OL	2	
		EPA 350.1	AJM	1	
		EPA 353.2	AJM	3	
		SM 4500-CO2 D	TJG	1	
		SM 5310C	JMC1	1	
		SM 4500-P E	BAF	1	
60169284018	**ITMW-15-201405**	EPA 8015 - Alcohol	TA	1	
		EPA 6010	JGP	2	

This report shall not be reproduced, except in full,
without the written consent of Pace Analytical Services, Inc..

Pace Analytical Services, Inc.
9608 Loiret Blvd.
Lenexa, KS 66219
(913)599-5665

SAMPLE ANALYTE COUNT

Project: FORT SMITH, AR
Pace Project No.: 60169284

Lab ID	Sample ID	Method	Analysts	Analytes Reported	Laboratory
		EPA 5030B/8260	JTK, PRG	38	
		SM 2320B	JMC1	3	
		SM 3500-Fe B#4	TJG	1	
		SM 4500-H+B	TJG	1	
		SM 4500-S-2 D	OL	1	
		EPA 300.0	OL	2	
		EPA 350.1	AJM	1	
		EPA 353.2	AJM	3	
		SM 4500-CO2 D	TJG	1	
		SM 5310C	JMC1	1	
		SM 4500-P E	BAF	1	
60169284019	**ITMW-12-201405**	EPA 8015 - Alcohol	TA	1	
		EPA 6010	JGP	2	
		EPA 5030B/8260	JTK, PRG	38	
		SM 2320B	JMC1	3	
		SM 3500-Fe B#4	TJG	1	
		SM 4500-H+B	TJG	1	
		SM 4500-S-2 D	OL	1	
		EPA 300.0	OL	2	
		EPA 350.1	AJM	1	
		EPA 353.2	AJM	3	
		SM 4500-CO2 D	TJG	1	
		SM 5310C	JMC1	1	
		SM 4500-P E	BAF	1	
60169284020	**MW-41-201405**	EPA 8015 - Alcohol	TA	1	
		EPA 6010	JGP	2	
		EPA 5030B/8260	JTK, PRG	38	
		SM 2320B	JMC1	3	
		SM 3500-Fe B#4	TJG	1	
		SM 4500-H+B	TJG	1	
		SM 4500-S-2 D	OL	1	
		EPA 300.0	OL	2	
		EPA 350.1	AJM	1	
		EPA 353.2	AJM	3	
		SM 4500-CO2 D	TJG	1	
		SM 5310C	JMC1	1	
		SM 4500-P E	BAF	1	

This report shall not be reproduced, except in full,
without the written consent of Pace Analytical Services, Inc..

Pace Analytical Services, Inc.
9608 Loiret Blvd.
Lenexa, KS 66219
(913)599-5665

SAMPLE ANALYTE COUNT

Project: FORT SMITH, AR
Pace Project No.: 60169284

Lab ID	Sample ID	Method	Analysts	Analytes Reported	Laboratory
60169284021	**DUP1-201405**	EPA 5030B/8260	JTK, PRG	38	
60169284022	**TRIP-1**	EPA 5030B/8260	PRG	38	
60169284023	**TRIP-2**	EPA 5030B/8260	PRG	38	
60169284024	**TRIP-3**	EPA 5030B/8260	PRG	38	
60169284025	**DUP2-201405**	EPA 5030B/8260	JTK, PRG	38	
60169284026	**TRIP-4**	EPA 5030B/8260	PRG	38	
60169284027	**TRIP-5**	EPA 5030B/8260	PRG	38	
60169284028	**EB-1-201405**	EPA 5030B/8260	PRG	38	
60169284029	**EB-3-201405**	EPA 5030B/8260	PRG	38	
60169284030	**EB-2-201405**	EPA 5030B/8260	PRG	38	

This report shall not be reproduced, except in full,
without the written consent of Pace Analytical Services, Inc..

Pace Analytical Services, Inc.
9608 Loiret Blvd.
Lenexa, KS 66219
(913)599-5665

PROJECT NARRATIVE

Project: FORT SMITH, AR
Pace Project No.: 60169284

Method: **EPA 8015 - Alcohol**
Description: Alcohol by Direct Inject GCFID
Client: Environ_AR
Date: June 18, 2014

General Information:
20 samples were analyzed for EPA 8015 - Alcohol. All samples were received in acceptable condition with any exceptions noted below.

Hold Time:
The samples were analyzed within the method required hold times with any exceptions noted below.

Initial Calibrations (including MS Tune as applicable):
All criteria were within method requirements with any exceptions noted below.

Continuing Calibration:
All criteria were within method requirements with any exceptions noted below.

Surrogates:
All surrogates were within QC limits with any exceptions noted below.

Method Blank:
All analytes were below the report limit in the method blank, where applicable, with any exceptions noted below.

Laboratory Control Spike:
All laboratory control spike compounds were within QC limits with any exceptions noted below.

Matrix Spikes:
All percent recoveries and relative percent differences (RPDs) were within acceptance criteria with any exceptions noted below.

Additional Comments:

This report shall not be reproduced, except in full,
without the written consent of Pace Analytical Services, Inc..

Pace Analytical Services, Inc.
9608 Loiret Blvd.
Lenexa, KS 66219
(913)599-5665

PROJECT NARRATIVE

Project: FORT SMITH, AR
Pace Project No.: 60169284

Method: **EPA 6010**
Description: 6010 MET ICP
Client: Environ_AR
Date: June 18, 2014

General Information:
20 samples were analyzed for EPA 6010. All samples were received in acceptable condition with any exceptions noted below.

Hold Time:
The samples were analyzed within the method required hold times with any exceptions noted below.

Sample Preparation:
The samples were prepared in accordance with EPA 3010 with any exceptions noted below.

Initial Calibrations (including MS Tune as applicable):
All criteria were within method requirements with any exceptions noted below.

Continuing Calibration:
All criteria were within method requirements with any exceptions noted below.

Method Blank:
All analytes were below the report limit in the method blank, where applicable, with any exceptions noted below.

Laboratory Control Spike:
All laboratory control spike compounds were within QC limits with any exceptions noted below.

Matrix Spikes:
All percent recoveries and relative percent differences (RPDs) were within acceptance criteria with any exceptions noted below.

Additional Comments:

This report shall not be reproduced, except in full,
without the written consent of Pace Analytical Services, Inc..

Pace Analytical Services, Inc.
9608 Loiret Blvd.
Lenexa, KS 66219
(913)599-5665

PROJECT NARRATIVE

Project: FORT SMITH, AR
Pace Project No.: 60169284

Method: **EPA 5030B/8260**
Description: 8260 MSV
Client: Environ_AR
Date: June 18, 2014

General Information:
30 samples were analyzed for EPA 5030B/8260. All samples were received in acceptable condition with any exceptions noted below.

Hold Time:
The samples were analyzed within the method required hold times with any exceptions noted below.

Initial Calibrations (including MS Tune as applicable):
All criteria were within method requirements with any exceptions noted below.

Continuing Calibration:
All criteria were within method requirements with any exceptions noted below.

Internal Standards:
All internal standards were within QC limits with any exceptions noted below.

Surrogates:
All surrogates were within QC limits with any exceptions noted below.

Method Blank:
All analytes were below the report limit in the method blank, where applicable, with any exceptions noted below.

Laboratory Control Spike:
All laboratory control spike compounds were within QC limits with any exceptions noted below.

Matrix Spikes:
All percent recoveries and relative percent differences (RPDs) were within acceptance criteria with any exceptions noted below.

QC Batch: MSV/61672
A matrix spike/matrix spike duplicate was not performed due to insufficient sample volume.

QC Batch: MSV/61705
A matrix spike/matrix spike duplicate was not performed due to insufficient sample volume.

QC Batch: MSV/61739
A matrix spike/matrix spike duplicate was not performed due to insufficient sample volume.

QC Batch: MSV/61795
A matrix spike/matrix spike duplicate was not performed due to insufficient sample volume.

Additional Comments:

This report shall not be reproduced, except in full,
without the written consent of Pace Analytical Services, Inc..

Pace Analytical Services, Inc.
9608 Loiret Blvd.
Lenexa, KS 66219
(913)599-5665

PROJECT NARRATIVE

Project: FORT SMITH, AR
Pace Project No.: 60169284

Method: **SM 2320B**
Description: 2320B Alkalinity
Client: Environ_AR
Date: June 18, 2014

General Information:
20 samples were analyzed for SM 2320B. All samples were received in acceptable condition with any exceptions noted below.

Hold Time:
The samples were analyzed within the method required hold times with any exceptions noted below.

Method Blank:
All analytes were below the report limit in the method blank, where applicable, with any exceptions noted below.

Laboratory Control Spike:
All laboratory control spike compounds were within QC limits with any exceptions noted below.

Matrix Spikes:
All percent recoveries and relative percent differences (RPDs) were within acceptance criteria with any exceptions noted below.

Duplicate Sample:
All duplicate sample results were within method acceptance criteria with any exceptions noted below.

Additional Comments:

This report shall not be reproduced, except in full,
without the written consent of Pace Analytical Services, Inc..

Pace Analytical Services, Inc.
9608 Loiret Blvd.
Lenexa, KS 66219
(913)599-5665

PROJECT NARRATIVE

Project: FORT SMITH, AR
Pace Project No.: 60169284

Method: **SM 3500-Fe B#4**
Description: Iron, Ferric (Calculation)
Client: Environ_AR
Date: June 18, 2014

General Information:
19 samples were analyzed for SM 3500-Fe B#4. All samples were received in acceptable condition with any exceptions noted below.

Hold Time:
The samples were analyzed within the method required hold times with any exceptions noted below.

Method Blank:
All analytes were below the report limit in the method blank, where applicable, with any exceptions noted below.

Laboratory Control Spike:
All laboratory control spike compounds were within QC limits with any exceptions noted below.

Matrix Spikes:
All percent recoveries and relative percent differences (RPDs) were within acceptance criteria with any exceptions noted below.

Additional Comments:

This report shall not be reproduced, except in full,
without the written consent of Pace Analytical Services, Inc..

Pace Analytical Services, Inc.
9608 Loiret Blvd.
Lenexa, KS 66219
(913)599-5665

PROJECT NARRATIVE

Project: FORT SMITH, AR
Pace Project No.: 60169284

Method: **SM 4500-H+B**
Description: 4500H+ pH, Electrometric
Client: Environ_AR
Date: June 18, 2014

General Information:
20 samples were analyzed for SM 4500-H+B. All samples were received in acceptable condition with any exceptions noted below.

Hold Time:
The samples were analyzed within the method required hold times with any exceptions noted below.

H6: Analysis initiated outside of the 15 minute EPA recommended holding time.
- ITMW-10-201405 (Lab ID: 60169284003)
- ITMW-12-201405 (Lab ID: 60169284019)
- ITMW-13-201405 (Lab ID: 60169284004)
- ITMW-14-201405 (Lab ID: 60169284017)
- ITMW-15-201405 (Lab ID: 60169284018)
- ITMW-21-201405 (Lab ID: 60169284016)
- ITMW-7-201405 (Lab ID: 60169284001)
- ITMW-9-201405 (Lab ID: 60169284002)
- IW-73-201405 (Lab ID: 60169284005)
- IW-74-201405 (Lab ID: 60169284006)
- IW-76-201405 (Lab ID: 60169284007)
- IW-77-201405 (Lab ID: 60169284008)
- MW-33-201405 (Lab ID: 60169284009)
- MW-38-201405 (Lab ID: 60169284010)
- MW-41-201405 (Lab ID: 60169284020)
- MW-46R-201405 (Lab ID: 60169284011)
- MW-62-201405 (Lab ID: 60169284012)
- MW-63-201405 (Lab ID: 60169284013)
- MW-65-201405 (Lab ID: 60169284014)
- MW-68-201405 (Lab ID: 60169284015)

Method Blank:
All analytes were below the report limit in the method blank, where applicable, with any exceptions noted below.

Laboratory Control Spike:
All laboratory control spike compounds were within QC limits with any exceptions noted below.

Matrix Spikes:
All percent recoveries and relative percent differences (RPDs) were within acceptance criteria with any exceptions noted below.

Additional Comments:

Analyte Comments:

QC Batch: WET/48028

1e: Field pH
- ITMW-10-201405 (Lab ID: 60169284003)
  - pH at 25 Degrees C

This report shall not be reproduced, except in full,
without the written consent of Pace Analytical Services, Inc..

Pace Analytical Services, Inc.
9608 Loiret Blvd.
Lenexa, KS 66219
(913)599-5665

PROJECT NARRATIVE

Project: FORT SMITH, AR
Pace Project No.: 60169284

Method: **SM 4500-H+B**
Description: 4500H+ pH, Electrometric
Client: Environ_AR
Date: June 18, 2014

Analyte Comments:

QC Batch: WET/48028

1e: Field pH

- ITMW-12-201405 (Lab ID: 60169284019)
  - pH at 25 Degrees C
- ITMW-13-201405 (Lab ID: 60169284004)
  - pH at 25 Degrees C
- ITMW-14-201405 (Lab ID: 60169284017)
  - pH at 25 Degrees C
- ITMW-15-201405 (Lab ID: 60169284018)
  - pH at 25 Degrees C
- ITMW-21-201405 (Lab ID: 60169284016)
  - pH at 25 Degrees C
- ITMW-7-201405 (Lab ID: 60169284001)
  - pH at 25 Degrees C
- ITMW-9-201405 (Lab ID: 60169284002)
  - pH at 25 Degrees C
- IW-73-201405 (Lab ID: 60169284005)
  - pH at 25 Degrees C
- IW-74-201405 (Lab ID: 60169284006)
  - pH at 25 Degrees C
- IW-76-201405 (Lab ID: 60169284007)
  - pH at 25 Degrees C
- IW-77-201405 (Lab ID: 60169284008)
  - pH at 25 Degrees C
- MW-33-201405 (Lab ID: 60169284009)
  - pH at 25 Degrees C
- MW-38-201405 (Lab ID: 60169284010)
  - pH at 25 Degrees C
- MW-41-201405 (Lab ID: 60169284020)
  - pH at 25 Degrees C
- MW-46R-201405 (Lab ID: 60169284011)
  - pH at 25 Degrees C
- MW-62-201405 (Lab ID: 60169284012)
  - pH at 25 Degrees C
- MW-63-201405 (Lab ID: 60169284013)
  - pH at 25 Degrees C
- MW-65-201405 (Lab ID: 60169284014)
  - pH at 25 Degrees C
- MW-68-201405 (Lab ID: 60169284015)
  - pH at 25 Degrees C

This report shall not be reproduced, except in full,
without the written consent of Pace Analytical Services, Inc..

Pace Analytical Services, Inc.
9608 Loiret Blvd.
Lenexa, KS 66219
(913)599-5665

PROJECT NARRATIVE

Project: FORT SMITH, AR
Pace Project No.: 60169284

Method: **SM 4500-S-2 D**
Description: 4500S2D Sulfide, Total
Client: Environ_AR
Date: June 18, 2014

General Information:
20 samples were analyzed for SM 4500-S-2 D. All samples were received in acceptable condition with any exceptions noted below.

Hold Time:
The samples were analyzed within the method required hold times with any exceptions noted below.

Method Blank:
All analytes were below the report limit in the method blank, where applicable, with any exceptions noted below.

Laboratory Control Spike:
All laboratory control spike compounds were within QC limits with any exceptions noted below.

Matrix Spikes:
All percent recoveries and relative percent differences (RPDs) were within acceptance criteria with any exceptions noted below.

Duplicate Sample:
All duplicate sample results were within method acceptance criteria with any exceptions noted below.

Additional Comments:

This report shall not be reproduced, except in full,
without the written consent of Pace Analytical Services, Inc..

Pace Analytical Services, Inc.
9608 Loiret Blvd.
Lenexa, KS 66219
(913)599-5665

PROJECT NARRATIVE

Project: FORT SMITH, AR
Pace Project No.: 60169284

Method: **EPA 300.0**
Description: 300.0 IC Anions 28 Days
Client: Environ_AR
Date: June 18, 2014

General Information:
20 samples were analyzed for EPA 300.0. All samples were received in acceptable condition with any exceptions noted below.

Hold Time:
The samples were analyzed within the method required hold times with any exceptions noted below.

Initial Calibrations (including MS Tune as applicable):
All criteria were within method requirements with any exceptions noted below.

Continuing Calibration:
All criteria were within method requirements with any exceptions noted below.

Method Blank:
All analytes were below the report limit in the method blank, where applicable, with any exceptions noted below.

Laboratory Control Spike:
All laboratory control spike compounds were within QC limits with any exceptions noted below.

Matrix Spikes:
All percent recoveries and relative percent differences (RPDs) were within acceptance criteria with any exceptions noted below.

QC Batch: WETA/29553

A matrix spike and/or matrix spike duplicate (MS/MSD) were performed on the following sample(s): 60169284001,60169284002

M1: Matrix spike recovery exceeded QC limits. Batch accepted based on laboratory control sample (LCS) recovery.

- MS (Lab ID: 1383170)
  - Chloride

Additional Comments:

REPORT OF LABORATORY ANALYSIS

This report shall not be reproduced, except in full,
without the written consent of Pace Analytical Services, Inc..

Pace Analytical Services, Inc.
9608 Loiret Blvd.
Lenexa, KS 66219
(913)599-5665

PROJECT NARRATIVE

Project: FORT SMITH, AR
Pace Project No.: 60169284

Method: **EPA 350.1**
Description: 350.1 Ammonia
Client: Environ_AR
Date: June 18, 2014

General Information:
20 samples were analyzed for EPA 350.1. All samples were received in acceptable condition with any exceptions noted below.

Hold Time:
The samples were analyzed within the method required hold times with any exceptions noted below.

Initial Calibrations (including MS Tune as applicable):
All criteria were within method requirements with any exceptions noted below.

Continuing Calibration:
All criteria were within method requirements with any exceptions noted below.

Method Blank:
All analytes were below the report limit in the method blank, where applicable, with any exceptions noted below.

Laboratory Control Spike:
All laboratory control spike compounds were within QC limits with any exceptions noted below.

Matrix Spikes:
All percent recoveries and relative percent differences (RPDs) were within acceptance criteria with any exceptions noted below.

QC Batch: WETA/29484

A matrix spike and/or matrix spike duplicate (MS/MSD) were performed on the following sample(s): 60169284001,60169284004

M1: Matrix spike recovery exceeded QC limits. Batch accepted based on laboratory control sample (LCS) recovery.

- MS (Lab ID: 1379857)
  - Nitrogen, Ammonia
- MS (Lab ID: 1379858)
  - Nitrogen, Ammonia

Duplicate Sample:
All duplicate sample results were within method acceptance criteria with any exceptions noted below.

Additional Comments:

This report shall not be reproduced, except in full,
without the written consent of Pace Analytical Services, Inc..

Pace Analytical Services, Inc.
9608 Loiret Blvd.
Lenexa, KS 66219
(913)599-5665

PROJECT NARRATIVE

Project: FORT SMITH, AR
Pace Project No.: 60169284

Method: **EPA 353.2**
Description: 353.2 Nitrogen, NO2/NO3 unpres
Client: Environ_AR
Date: June 18, 2014

General Information:
20 samples were analyzed for EPA 353.2. All samples were received in acceptable condition with any exceptions noted below.

Hold Time:
The samples were analyzed within the method required hold times with any exceptions noted below.

Initial Calibrations (including MS Tune as applicable):
All criteria were within method requirements with any exceptions noted below.

Continuing Calibration:
All criteria were within method requirements with any exceptions noted below.

Method Blank:
All analytes were below the report limit in the method blank, where applicable, with any exceptions noted below.

Laboratory Control Spike:
All laboratory control spike compounds were within QC limits with any exceptions noted below.

Matrix Spikes:
All percent recoveries and relative percent differences (RPDs) were within acceptance criteria with any exceptions noted below.

Duplicate Sample:
All duplicate sample results were within method acceptance criteria with any exceptions noted below.

Additional Comments:

This report shall not be reproduced, except in full,
without the written consent of Pace Analytical Services, Inc..

Pace Analytical Services, Inc.
9608 Loiret Blvd.
Lenexa, KS 66219
(913)599-5665

PROJECT NARRATIVE

Project: FORT SMITH, AR
Pace Project No.: 60169284

Method: **SM 4500-CO2 D**
Description: Total Carbon Dioxide Calc
Client: Environ_AR
Date: June 18, 2014

General Information:
20 samples were analyzed for SM 4500-CO2 D. All samples were received in acceptable condition with any exceptions noted below.

Hold Time:
The samples were analyzed within the method required hold times with any exceptions noted below.

Initial Calibrations (including MS Tune as applicable):
All criteria were within method requirements with any exceptions noted below.

Continuing Calibration:
All criteria were within method requirements with any exceptions noted below.

Method Blank:
All analytes were below the report limit in the method blank, where applicable, with any exceptions noted below.

Laboratory Control Spike:
All laboratory control spike compounds were within QC limits with any exceptions noted below.

Matrix Spikes:
All percent recoveries and relative percent differences (RPDs) were within acceptance criteria with any exceptions noted below.

Additional Comments:

This report shall not be reproduced, except in full,
without the written consent of Pace Analytical Services, Inc..

Pace Analytical Services, Inc.
9608 Loiret Blvd.
Lenexa, KS 66219
(913)599-5665

PROJECT NARRATIVE

Project: FORT SMITH, AR
Pace Project No.: 60169284

Method: **SM 5310C**
Description: 5310C TOC
Client: Environ_AR
Date: June 18, 2014

General Information:
20 samples were analyzed for SM 5310C. All samples were received in acceptable condition with any exceptions noted below.

Hold Time:
The samples were analyzed within the method required hold times with any exceptions noted below.

Initial Calibrations (including MS Tune as applicable):
All criteria were within method requirements with any exceptions noted below.

Continuing Calibration:
All criteria were within method requirements with any exceptions noted below.

Method Blank:
All analytes were below the report limit in the method blank, where applicable, with any exceptions noted below.

Laboratory Control Spike:
All laboratory control spike compounds were within QC limits with any exceptions noted below.

Matrix Spikes:
All percent recoveries and relative percent differences (RPDs) were within acceptance criteria with any exceptions noted below.

QC Batch: WETA/29572

A matrix spike and/or matrix spike duplicate (MS/MSD) were performed on the following sample(s): 60169284008

M1: Matrix spike recovery exceeded QC limits. Batch accepted based on laboratory control sample (LCS) recovery.

- MS (Lab ID: 1386213)
  - Total Organic Carbon

QC Batch: WETA/29595

A matrix spike and/or matrix spike duplicate (MS/MSD) were performed on the following sample(s): 60169284013

M1: Matrix spike recovery exceeded QC limits. Batch accepted based on laboratory control sample (LCS) recovery.

- MS (Lab ID: 1384707)
  - Total Organic Carbon

Duplicate Sample:
All duplicate sample results were within method acceptance criteria with any exceptions noted below.

Additional Comments:

This report shall not be reproduced, except in full,
without the written consent of Pace Analytical Services, Inc..

Pace Analytical Services, Inc.
9608 Loiret Blvd.
Lenexa, KS 66219
(913)599-5665

PROJECT NARRATIVE

Project: FORT SMITH, AR
Pace Project No.: 60169284

Method: **SM 4500-P E**
Description: SM4500P-E, Total Phosphorus
Client: Environ_AR
Date: June 18, 2014

General Information:
20 samples were analyzed for SM 4500-P E. All samples were received in acceptable condition with any exceptions noted below.

Hold Time:
The samples were analyzed within the method required hold times with any exceptions noted below.

Sample Preparation:
The samples were prepared in accordance with SM4500-P B with any exceptions noted below.

Initial Calibrations (including MS Tune as applicable):
All criteria were within method requirements with any exceptions noted below.

Continuing Calibration:
All criteria were within method requirements with any exceptions noted below.

Method Blank:
All analytes were below the report limit in the method blank, where applicable, with any exceptions noted below.

Laboratory Control Spike:
All laboratory control spike compounds were within QC limits with any exceptions noted below.

Matrix Spikes:
All percent recoveries and relative percent differences (RPDs) were within acceptance criteria with any exceptions noted below.

Additional Comments:

This data package has been reviewed for quality and completeness and is approved for release.

This report shall not be reproduced, except in full,
without the written consent of Pace Analytical Services, Inc..

Pace Analytical Services, Inc.
9608 Loiret Blvd.
Lenexa, KS 66219
(913)599-5665

ANALYTICAL RESULTS

Project: FORT SMITH, AR
Pace Project No.: 60169284

Sample: ITMW-7-201405 **Lab ID: 60169284001** Collected: 05/14/14 13:55 Received: 05/15/14 01:47 Matrix: Water

Parameters	Results	Units	Report Limit	MDL	DF	Prepared	Analyzed	CAS No.	Qual
Alcohol by Direct Inject GCFID	Analytical Method: EPA 8015 - Alcohol								
2-Chloroethanol	ND	ug/L	10000	1190	1		05/20/14 15:05	107-07-3	
6010 MET ICP	Analytical Method: EPA 6010 Preparation Method: EPA 3010								
Iron	ND	ug/L	50.0	24.0	1	05/23/14 15:30	05/27/14 15:27	7439-89-6	
Manganese	**88.8**	ug/L	5.0	2.5	1	05/23/14 15:30	05/27/14 15:27	7439-96-5	
8260 MSV	Analytical Method: EPA 5030B/8260								
Acetone	ND	ug/L	10.0	1.9	1		05/20/14 03:46	67-64-1	
Benzene	ND	ug/L	5.0	0.060	1		05/20/14 03:46	71-43-2	
Bromodichloromethane	ND	ug/L	5.0	0.19	1		05/20/14 03:46	75-27-4	
Bromoform	ND	ug/L	5.0	0.070	1		05/20/14 03:46	75-25-2	
Bromomethane	ND	ug/L	7.0	0.16	1		05/20/14 03:46	74-83-9	
2-Butanone (MEK)	ND	ug/L	10.0	0.59	1		05/20/14 03:46	78-93-3	
Carbon disulfide	**0.14J**	ug/L	10.0	0.12	1		05/20/14 03:46	75-15-0	
Carbon tetrachloride	ND	ug/L	5.0	0.18	1		05/20/14 03:46	56-23-5	
Chlorobenzene	**0.36J**	ug/L	5.0	0.21	1		05/20/14 03:46	108-90-7	
Chloroethane	ND	ug/L	10.0	0.15	1		05/20/14 03:46	75-00-3	
Chloroform	ND	ug/L	5.0	0.14	1		05/20/14 03:46	67-66-3	
Chloromethane	ND	ug/L	10.0	0.080	1		05/20/14 03:46	74-87-3	
Dibromochloromethane	ND	ug/L	5.0	0.21	1		05/20/14 03:46	124-48-1	
1,1-Dichloroethane	ND	ug/L	2.4	0.050	1		05/20/14 03:46	75-34-3	
1,2-Dichloroethane	ND	ug/L	5.0	0.12	1		05/20/14 03:46	107-06-2	
1,1-Dichloroethene	ND	ug/L	5.0	0.20	1		05/20/14 03:46	75-35-4	
cis-1,2-Dichloroethene	**11.1**	ug/L	5.0	0.080	1		05/20/14 03:46	156-59-2	
trans-1,2-Dichloroethene	ND	ug/L	5.0	0.20	1		05/20/14 03:46	156-60-5	
1,2-Dichloropropane	ND	ug/L	5.0	0.16	1		05/20/14 03:46	78-87-5	
cis-1,3-Dichloropropene	ND	ug/L	1.0	0.14	1		05/20/14 03:46	10061-01-5	
trans-1,3-Dichloropropene	ND	ug/L	1.0	0.12	1		05/20/14 03:46	10061-02-6	
Ethylbenzene	ND	ug/L	5.0	0.18	1		05/20/14 03:46	100-41-4	
2-Hexanone	ND	ug/L	10.0	1.2	1		05/20/14 03:46	591-78-6	
Methylene chloride	ND	ug/L	5.0	0.15	1		05/20/14 03:46	75-09-2	
4-Methyl-2-pentanone (MIBK)	ND	ug/L	10.0	0.42	1		05/20/14 03:46	108-10-1	
Styrene	ND	ug/L	5.0	0.12	1		05/20/14 03:46	100-42-5	
1,1,2,2-Tetrachloroethane	ND	ug/L	1.0	0.15	1		05/20/14 03:46	79-34-5	
Tetrachloroethene	ND	ug/L	5.0	0.10	1		05/20/14 03:46	127-18-4	
Toluene	ND	ug/L	5.0	0.17	1		05/20/14 03:46	108-88-3	
1,1,1-Trichloroethane	ND	ug/L	5.0	0.11	1		05/20/14 03:46	71-55-6	
1,1,2-Trichloroethane	ND	ug/L	5.0	0.20	1		05/20/14 03:46	79-00-5	
Trichloroethene	**37.0**	ug/L	5.0	0.17	1		05/20/14 03:46	79-01-6	
Vinyl chloride	**0.22J**	ug/L	2.0	0.13	1		05/20/14 03:46	75-01-4	
Xylene (Total)	ND	ug/L	5.0	0.42	1		05/20/14 03:46	1330-20-7	
Surrogates									
4-Bromofluorobenzene (S)	96	%	80-120		1		05/20/14 03:46	460-00-4	
1,2-Dichloroethane-d4 (S)	105	%	80-120		1		05/20/14 03:46	17060-07-0	
Toluene-d8 (S)	102	%	80-120		1		05/20/14 03:46	2037-26-5	
Preservation pH	**1.0**		0.10	0.10	1		05/20/14 03:46		

REPORT OF LABORATORY ANALYSIS

This report shall not be reproduced, except in full,
without the written consent of Pace Analytical Services, Inc..

Pace Analytical Services, Inc.
9608 Loiret Blvd.
Lenexa, KS 66219
(913)599-5665

ANALYTICAL RESULTS

Project: FORT SMITH, AR
Pace Project No.: 60169284

Sample: ITMW-7-201405 **Lab ID: 60169284001** Collected: 05/14/14 13:55 Received: 05/15/14 01:47 Matrix: Water

Parameters	Results	Units	Report Limit	MDL	DF	Prepared	Analyzed	CAS No.	Qual
2320B Alkalinity	Analytical Method: SM 2320B								
Alkalinity,Bicarbonate (CaCO3)	**8.8J**	mg/L	20.0	1.9	1		05/19/14 15:29		
Alkalinity, Carbonate (CaCO3)	ND	mg/L	20.0	1.9	1		05/19/14 15:29		
Alkalinity, Total as CaCO3	**8.8J**	mg/L	20.0	1.9	1		05/19/14 15:29		
Iron, Ferric (Calculation)	Analytical Method: SM 3500-Fe B#4								
Iron, Ferric	**0.0J**	mg/L	0.20		1		06/02/14 00:00	7439-89-6	
4500H+ pH, Electrometric	Analytical Method: SM 4500-H+B								
pH at 25 Degrees C	**4.6**	Std. Units	0.10	0.10	1		05/27/14 00:00		1e,H6
4500S2D Sulfide, Total	Analytical Method: SM 4500-S-2 D								
Sulfide, Total	ND	mg/L	0.050	0.0096	1		05/21/14 10:12	18496-25-8	
300.0 IC Anions 28 Days	Analytical Method: EPA 300.0								
Chloride	**273**	mg/L	50.0	25.0	50		05/25/14 10:27	16887-00-6	
Sulfate	**11.9**	mg/L	1.0	0.098	1		05/23/14 14:14	14808-79-8	
350.1 Ammonia	Analytical Method: EPA 350.1								
Nitrogen, Ammonia	ND	mg/L	0.10	0.014	1		05/17/14 11:57	7664-41-7	M1
353.2 Nitrogen, NO2/NO3 unpres	Analytical Method: EPA 353.2								
Nitrogen, Nitrate	**3.0**	mg/L	0.10	0.031	1		05/15/14 13:51		
Nitrogen, Nitrite	ND	mg/L	0.10	0.031	1		05/15/14 13:51		
Nitrogen, NO2 plus NO3	**3.0**	mg/L	0.10	0.013	1		05/15/14 13:51		
Total Carbon Dioxide Calc	Analytical Method: SM 4500-CO2 D								
Carbon Dioxide Calculation	**0.0**	mg/L			1		05/28/14 00:00		
5310C TOC	Analytical Method: SM 5310C								
Total Organic Carbon	ND	mg/L	1.0	0.50	1		05/23/14 16:20	7440-44-0	
SM4500P-E, Total Phosphorus	Analytical Method: SM 4500-P E Preparation Method: SM4500-P B								
Phosphate as P04	**0.032**	mg/L	0.030	0.015	1	05/27/14 14:20	05/27/14 15:54		

REPORT OF LABORATORY ANALYSIS

This report shall not be reproduced, except in full,
without the written consent of Pace Analytical Services, Inc..

Pace Analytical Services, Inc.
9608 Loiret Blvd.
Lenexa, KS 66219
(913)599-5665

ANALYTICAL RESULTS

Project: FORT SMITH, AR
Pace Project No.: 60169284

Sample: ITMW-9-201405 **Lab ID: 60169284002** Collected: 05/14/14 11:30 Received: 05/15/14 01:47 Matrix: Water

Parameters	Results	Units	Report Limit	MDL	DF	Prepared	Analyzed	CAS No.	Qual
Alcohol by Direct Inject GCFID	Analytical Method: EPA 8015 - Alcohol								
2-Chloroethanol	ND	ug/L	10000	1190	1		05/20/14 15:17	107-07-3	
6010 MET ICP	Analytical Method: EPA 6010 Preparation Method: EPA 3010								
Iron	**35.7J**	ug/L	50.0	24.0	1	05/23/14 15:30	05/27/14 15:33	7439-89-6	
Manganese	**62.4**	ug/L	5.0	2.5	1	05/23/14 15:30	05/27/14 15:33	7439-96-5	
8260 MSV	Analytical Method: EPA 5030B/8260								
Acetone	ND	ug/L	10.0	1.9	1		05/20/14 04:00	67-64-1	
Benzene	ND	ug/L	5.0	0.060	1		05/20/14 04:00	71-43-2	
Bromodichloromethane	ND	ug/L	5.0	0.19	1		05/20/14 04:00	75-27-4	
Bromoform	ND	ug/L	5.0	0.070	1		05/20/14 04:00	75-25-2	
Bromomethane	ND	ug/L	7.0	0.16	1		05/20/14 04:00	74-83-9	
2-Butanone (MEK)	ND	ug/L	10.0	0.59	1		05/20/14 04:00	78-93-3	
Carbon disulfide	ND	ug/L	10.0	0.12	1		05/20/14 04:00	75-15-0	
Carbon tetrachloride	ND	ug/L	5.0	0.18	1		05/20/14 04:00	56-23-5	
Chlorobenzene	ND	ug/L	5.0	0.21	1		05/20/14 04:00	108-90-7	
Chloroethane	ND	ug/L	10.0	0.15	1		05/20/14 04:00	75-00-3	
Chloroform	**0.21J**	ug/L	5.0	0.14	1		05/20/14 04:00	67-66-3	
Chloromethane	ND	ug/L	10.0	0.080	1		05/20/14 04:00	74-87-3	
Dibromochloromethane	ND	ug/L	5.0	0.21	1		05/20/14 04:00	124-48-1	
1,1-Dichloroethane	ND	ug/L	2.4	0.050	1		05/20/14 04:00	75-34-3	
1,2-Dichloroethane	ND	ug/L	5.0	0.12	1		05/20/14 04:00	107-06-2	
1,1-Dichloroethene	**0.91J**	ug/L	5.0	0.20	1		05/20/14 04:00	75-35-4	
cis-1,2-Dichloroethene	**42.2**	ug/L	5.0	0.080	1		05/20/14 04:00	156-59-2	
trans-1,2-Dichloroethene	**0.65J**	ug/L	5.0	0.20	1		05/20/14 04:00	156-60-5	
1,2-Dichloropropane	ND	ug/L	5.0	0.16	1		05/20/14 04:00	78-87-5	
cis-1,3-Dichloropropene	ND	ug/L	1.0	0.14	1		05/20/14 04:00	10061-01-5	
trans-1,3-Dichloropropene	ND	ug/L	1.0	0.12	1		05/20/14 04:00	10061-02-6	
Ethylbenzene	ND	ug/L	5.0	0.18	1		05/20/14 04:00	100-41-4	
2-Hexanone	ND	ug/L	10.0	1.2	1		05/20/14 04:00	591-78-6	
Methylene chloride	ND	ug/L	5.0	0.15	1		05/20/14 04:00	75-09-2	
4-Methyl-2-pentanone (MIBK)	ND	ug/L	10.0	0.42	1		05/20/14 04:00	108-10-1	
Styrene	ND	ug/L	5.0	0.12	1		05/20/14 04:00	100-42-5	
1,1,2,2-Tetrachloroethane	ND	ug/L	1.0	0.15	1		05/20/14 04:00	79-34-5	
Tetrachloroethene	ND	ug/L	5.0	0.10	1		05/20/14 04:00	127-18-4	
Toluene	ND	ug/L	5.0	0.17	1		05/20/14 04:00	108-88-3	
1,1,1-Trichloroethane	ND	ug/L	5.0	0.11	1		05/20/14 04:00	71-55-6	
1,1,2-Trichloroethane	ND	ug/L	5.0	0.20	1		05/20/14 04:00	79-00-5	
Trichloroethene	**113**	ug/L	5.0	0.17	1		05/20/14 04:00	79-01-6	
Vinyl chloride	**0.64J**	ug/L	2.0	0.13	1		05/20/14 04:00	75-01-4	
Xylene (Total)	ND	ug/L	5.0	0.42	1		05/20/14 04:00	1330-20-7	
Surrogates									
4-Bromofluorobenzene (S)	98	%	80-120		1		05/20/14 04:00	460-00-4	
1,2-Dichloroethane-d4 (S)	98	%	80-120		1		05/20/14 04:00	17060-07-0	
Toluene-d8 (S)	95	%	80-120		1		05/20/14 04:00	2037-26-5	
Preservation pH	**1.0**		0.10	0.10	1		05/20/14 04:00		

REPORT OF LABORATORY ANALYSIS

This report shall not be reproduced, except in full,
without the written consent of Pace Analytical Services, Inc..

Pace Analytical Services, Inc.
9608 Loiret Blvd.
Lenexa, KS 66219
(913)599-5665

ANALYTICAL RESULTS

Project: FORT SMITH, AR
Pace Project No.: 60169284

Sample: ITMW-9-201405 **Lab ID: 60169284002** Collected: 05/14/14 11:30 Received: 05/15/14 01:47 Matrix: Water

Parameters	Results	Units	Report Limit	MDL	DF	Prepared	Analyzed	CAS No.	Qual
2320B Alkalinity	Analytical Method: SM 2320B								
Alkalinity,Bicarbonate (CaCO3)	**43.3**	mg/L	20.0	1.9	1		05/19/14 15:32		
Alkalinity, Carbonate (CaCO3)	ND	mg/L	20.0	1.9	1		05/19/14 15:32		
Alkalinity, Total as CaCO3	**43.3**	mg/L	20.0	1.9	1		05/19/14 15:32		
Iron, Ferric (Calculation)	Analytical Method: SM 3500-Fe B#4								
Iron, Ferric	**0.010J**	mg/L	0.20		1		06/02/14 00:00	7439-89-6	
4500H+ pH, Electrometric	Analytical Method: SM 4500-H+B								
pH at 25 Degrees C	**5.6**	Std. Units	0.10	0.10	1		05/27/14 00:00		1e,H6
4500S2D Sulfide, Total	Analytical Method: SM 4500-S-2 D								
Sulfide, Total	ND	mg/L	0.050	0.0096	1		05/21/14 10:12	18496-25-8	
300.0 IC Anions 28 Days	Analytical Method: EPA 300.0								
Chloride	**107**	mg/L	10.0	5.0	10		05/25/14 12:10	16887-00-6	M1
Sulfate	**24.3**	mg/L	2.0	1.0	2		05/25/14 11:11	14808-79-8	
350.1 Ammonia	Analytical Method: EPA 350.1								
Nitrogen, Ammonia	ND	mg/L	0.10	0.014	1		05/17/14 12:02	7664-41-7	
353.2 Nitrogen, NO2/NO3 unpres	Analytical Method: EPA 353.2								
Nitrogen, Nitrate	**19.9**	mg/L	0.50	0.16	5		05/15/14 14:19		
Nitrogen, Nitrite	ND	mg/L	0.50	0.16	5		05/15/14 14:19		
Nitrogen, NO2 plus NO3	**19.9**	mg/L	0.50	0.066	5		05/15/14 14:19		
Total Carbon Dioxide Calc	Analytical Method: SM 4500-CO2 D								
Carbon Dioxide Calculation	**250**	mg/L			1		05/28/14 00:00		
5310C TOC	Analytical Method: SM 5310C								
Total Organic Carbon	**0.61J**	mg/L	1.0	0.50	1		05/23/14 16:40	7440-44-0	
SM4500P-E, Total Phosphorus	Analytical Method: SM 4500-P E Preparation Method: SM4500-P B								
Phosphate as P04	**0.032**	mg/L	0.030	0.015	1	05/27/14 14:20	05/27/14 15:54		

REPORT OF LABORATORY ANALYSIS

This report shall not be reproduced, except in full,
without the written consent of Pace Analytical Services, Inc..

Pace Analytical Services, Inc.
9608 Loiret Blvd.
Lenexa, KS 66219
(913)599-5665

ANALYTICAL RESULTS

Project: FORT SMITH, AR
Pace Project No.: 60169284

Sample: ITMW-10-201405 **Lab ID: 60169284003** Collected: 05/14/14 11:50 Received: 05/15/14 01:47 Matrix: Water

Parameters	Results	Units	Report Limit	MDL	DF	Prepared	Analyzed	CAS No.	Qual
Alcohol by Direct Inject GCFID	Analytical Method: EPA 8015 - Alcohol								
2-Chloroethanol	ND	ug/L	10000	1190	1		05/20/14 15:28	107-07-3	
6010 MET ICP	Analytical Method: EPA 6010 Preparation Method: EPA 3010								
Iron	ND	ug/L	50.0	24.0	1	05/23/14 15:30	05/27/14 15:35	7439-89-6	
Manganese	**45.9**	ug/L	5.0	2.5	1	05/23/14 15:30	05/27/14 15:35	7439-96-5	
8260 MSV	Analytical Method: EPA 5030B/8260								
Acetone	ND	ug/L	10.0	1.9	1		05/20/14 04:15	67-64-1	
Benzene	**0.15J**	ug/L	5.0	0.060	1		05/20/14 04:15	71-43-2	
Bromodichloromethane	ND	ug/L	5.0	0.19	1		05/20/14 04:15	75-27-4	
Bromoform	ND	ug/L	5.0	0.070	1		05/20/14 04:15	75-25-2	
Bromomethane	ND	ug/L	7.0	0.16	1		05/20/14 04:15	74-83-9	
2-Butanone (MEK)	ND	ug/L	10.0	0.59	1		05/20/14 04:15	78-93-3	
Carbon disulfide	**0.15J**	ug/L	10.0	0.12	1		05/20/14 04:15	75-15-0	
Carbon tetrachloride	ND	ug/L	5.0	0.18	1		05/20/14 04:15	56-23-5	
Chlorobenzene	ND	ug/L	5.0	0.21	1		05/20/14 04:15	108-90-7	
Chloroethane	ND	ug/L	10.0	0.15	1		05/20/14 04:15	75-00-3	
Chloroform	**0.19J**	ug/L	5.0	0.14	1		05/20/14 04:15	67-66-3	
Chloromethane	ND	ug/L	10.0	0.080	1		05/20/14 04:15	74-87-3	
Dibromochloromethane	ND	ug/L	5.0	0.21	1		05/20/14 04:15	124-48-1	
1,1-Dichloroethane	**2.7**	ug/L	2.4	0.050	1		05/20/14 04:15	75-34-3	
1,2-Dichloroethane	ND	ug/L	5.0	0.12	1		05/20/14 04:15	107-06-2	
1,1-Dichloroethene	**2.6J**	ug/L	5.0	0.20	1		05/20/14 04:15	75-35-4	
cis-1,2-Dichloroethene	**32.4**	ug/L	5.0	0.080	1		05/20/14 04:15	156-59-2	
trans-1,2-Dichloroethene	**0.31J**	ug/L	5.0	0.20	1		05/20/14 04:15	156-60-5	
1,2-Dichloropropane	ND	ug/L	5.0	0.16	1		05/20/14 04:15	78-87-5	
cis-1,3-Dichloropropene	ND	ug/L	1.0	0.14	1		05/20/14 04:15	10061-01-5	
trans-1,3-Dichloropropene	ND	ug/L	1.0	0.12	1		05/20/14 04:15	10061-02-6	
Ethylbenzene	ND	ug/L	5.0	0.18	1		05/20/14 04:15	100-41-4	
2-Hexanone	ND	ug/L	10.0	1.2	1		05/20/14 04:15	591-78-6	
Methylene chloride	ND	ug/L	5.0	0.15	1		05/20/14 04:15	75-09-2	
4-Methyl-2-pentanone (MIBK)	ND	ug/L	10.0	0.42	1		05/20/14 04:15	108-10-1	
Styrene	ND	ug/L	5.0	0.12	1		05/20/14 04:15	100-42-5	
1,1,2,2-Tetrachloroethane	ND	ug/L	1.0	0.15	1		05/20/14 04:15	79-34-5	
Tetrachloroethene	**0.58J**	ug/L	5.0	0.10	1		05/20/14 04:15	127-18-4	
Toluene	**1.2J**	ug/L	5.0	0.17	1		05/20/14 04:15	108-88-3	
1,1,1-Trichloroethane	ND	ug/L	5.0	0.11	1		05/20/14 04:15	71-55-6	
1,1,2-Trichloroethane	ND	ug/L	5.0	0.20	1		05/20/14 04:15	79-00-5	
Trichloroethene	**184**	ug/L	5.0	0.17	1		05/20/14 04:15	79-01-6	
Vinyl chloride	**1.4J**	ug/L	2.0	0.13	1		05/20/14 04:15	75-01-4	
Xylene (Total)	ND	ug/L	5.0	0.42	1		05/20/14 04:15	1330-20-7	
Surrogates									
4-Bromofluorobenzene (S)	100	%	80-120		1		05/20/14 04:15	460-00-4	
1,2-Dichloroethane-d4 (S)	103	%	80-120		1		05/20/14 04:15	17060-07-0	
Toluene-d8 (S)	98	%	80-120		1		05/20/14 04:15	2037-26-5	
Preservation pH	**1.0**		0.10	0.10	1		05/20/14 04:15		

REPORT OF LABORATORY ANALYSIS

This report shall not be reproduced, except in full,
without the written consent of Pace Analytical Services, Inc..

Pace Analytical Services, Inc.
9608 Loiret Blvd.
Lenexa, KS 66219
(913)599-5665

ANALYTICAL RESULTS

Project: FORT SMITH, AR
Pace Project No.: 60169284

Sample: ITMW-10-201405 **Lab ID: 60169284003** Collected: 05/14/14 11:50 Received: 05/15/14 01:47 Matrix: Water

Parameters	Results	Units	Report Limit	MDL	DF	Prepared	Analyzed	CAS No.	Qual
2320B Alkalinity	Analytical Method: SM 2320B								
Alkalinity,Bicarbonate (CaCO3)	**84.6**	mg/L	20.0	1.9	1		05/19/14 15:45		
Alkalinity, Carbonate (CaCO3)	ND	mg/L	20.0	1.9	1		05/19/14 15:45		
Alkalinity, Total as CaCO3	**84.6**	mg/L	20.0	1.9	1		05/19/14 15:45		
Iron, Ferric (Calculation)	Analytical Method: SM 3500-Fe B#4								
Iron, Ferric	**0.0J**	mg/L	0.20		1		06/02/14 00:00	7439-89-6	
4500H+ pH, Electrometric	Analytical Method: SM 4500-H+B								
pH at 25 Degrees C	**5.8**	Std. Units	0.10	0.10	1		05/27/14 00:00		1e,H6
4500S2D Sulfide, Total	Analytical Method: SM 4500-S-2 D								
Sulfide, Total	ND	mg/L	0.050	0.0096	1		05/21/14 10:13	18496-25-8	
300.0 IC Anions 28 Days	Analytical Method: EPA 300.0								
Chloride	**122**	mg/L	10.0	5.0	10		05/25/14 12:54	16887-00-6	
Sulfate	**34.7**	mg/L	5.0	2.5	5		05/25/14 12:39	14808-79-8	
350.1 Ammonia	Analytical Method: EPA 350.1								
Nitrogen, Ammonia	**0.15**	mg/L	0.10	0.014	1		05/17/14 12:03	7664-41-7	
353.2 Nitrogen, NO2/NO3 unpres	Analytical Method: EPA 353.2								
Nitrogen, Nitrate	**5.6**	mg/L	0.20	0.062	2		05/15/14 14:20		
Nitrogen, Nitrite	ND	mg/L	0.20	0.062	2		05/15/14 14:20		
Nitrogen, NO2 plus NO3	**5.6**	mg/L	0.20	0.026	2		05/15/14 14:20		
Total Carbon Dioxide Calc	Analytical Method: SM 4500-CO2 D								
Carbon Dioxide Calculation	**331**	mg/L			1		05/28/14 00:00		
5310C TOC	Analytical Method: SM 5310C								
Total Organic Carbon	**1.3**	mg/L	1.0	0.50	1		05/23/14 17:38	7440-44-0	
SM4500P-E, Total Phosphorus	Analytical Method: SM 4500-P E Preparation Method: SM4500-P B								
Phosphate as P04	ND	mg/L	0.030	0.015	1	05/27/14 14:20	05/27/14 15:54		

REPORT OF LABORATORY ANALYSIS

This report shall not be reproduced, except in full,
without the written consent of Pace Analytical Services, Inc..

Pace Analytical Services, Inc.
9608 Loiret Blvd.
Lenexa, KS 66219
(913)599-5665

ANALYTICAL RESULTS

Project: FORT SMITH, AR
Pace Project No.: 60169284

Sample: ITMW-13-201405 **Lab ID: 60169284004** Collected: 05/14/14 09:55 Received: 05/15/14 01:47 Matrix: Water

Parameters	Results	Units	Report Limit	MDL	DF	Prepared	Analyzed	CAS No.	Qual
Alcohol by Direct Inject GCFID	Analytical Method: EPA 8015 - Alcohol								
2-Chloroethanol	ND	ug/L	10000	1190	1		05/20/14 15:39	107-07-3	
6010 MET ICP	Analytical Method: EPA 6010 Preparation Method: EPA 3010								
Iron	**31.4J**	ug/L	50.0	24.0	1	05/23/14 15:30	05/27/14 15:37	7439-89-6	
Manganese	**2.8J**	ug/L	5.0	2.5	1	05/23/14 15:30	05/27/14 15:37	7439-96-5	
8260 MSV	Analytical Method: EPA 5030B/8260								
Acetone	ND	ug/L	10.0	1.9	1		05/20/14 04:29	67-64-1	
Benzene	ND	ug/L	5.0	0.060	1		05/20/14 04:29	71-43-2	
Bromodichloromethane	ND	ug/L	5.0	0.19	1		05/20/14 04:29	75-27-4	
Bromoform	ND	ug/L	5.0	0.070	1		05/20/14 04:29	75-25-2	
Bromomethane	ND	ug/L	7.0	0.16	1		05/20/14 04:29	74-83-9	
2-Butanone (MEK)	ND	ug/L	10.0	0.59	1		05/20/14 04:29	78-93-3	
Carbon disulfide	ND	ug/L	10.0	0.12	1		05/20/14 04:29	75-15-0	
Carbon tetrachloride	ND	ug/L	5.0	0.18	1		05/20/14 04:29	56-23-5	
Chlorobenzene	ND	ug/L	5.0	0.21	1		05/20/14 04:29	108-90-7	
Chloroethane	ND	ug/L	10.0	0.15	1		05/20/14 04:29	75-00-3	
Chloroform	ND	ug/L	5.0	0.14	1		05/20/14 04:29	67-66-3	
Chloromethane	ND	ug/L	10.0	0.080	1		05/20/14 04:29	74-87-3	
Dibromochloromethane	ND	ug/L	5.0	0.21	1		05/20/14 04:29	124-48-1	
1,1-Dichloroethane	ND	ug/L	2.4	0.050	1		05/20/14 04:29	75-34-3	
1,2-Dichloroethane	ND	ug/L	5.0	0.12	1		05/20/14 04:29	107-06-2	
1,1-Dichloroethene	**0.37J**	ug/L	5.0	0.20	1		05/20/14 04:29	75-35-4	
cis-1,2-Dichloroethene	**34.7**	ug/L	5.0	0.080	1		05/20/14 04:29	156-59-2	
trans-1,2-Dichloroethene	**0.34J**	ug/L	5.0	0.20	1		05/20/14 04:29	156-60-5	
1,2-Dichloropropane	ND	ug/L	5.0	0.16	1		05/20/14 04:29	78-87-5	
cis-1,3-Dichloropropene	ND	ug/L	1.0	0.14	1		05/20/14 04:29	10061-01-5	
trans-1,3-Dichloropropene	ND	ug/L	1.0	0.12	1		05/20/14 04:29	10061-02-6	
Ethylbenzene	ND	ug/L	5.0	0.18	1		05/20/14 04:29	100-41-4	
2-Hexanone	ND	ug/L	10.0	1.2	1		05/20/14 04:29	591-78-6	
Methylene chloride	ND	ug/L	5.0	0.15	1		05/20/14 04:29	75-09-2	
4-Methyl-2-pentanone (MIBK)	ND	ug/L	10.0	0.42	1		05/20/14 04:29	108-10-1	
Styrene	ND	ug/L	5.0	0.12	1		05/20/14 04:29	100-42-5	
1,1,2,2-Tetrachloroethane	ND	ug/L	1.0	0.15	1		05/20/14 04:29	79-34-5	
Tetrachloroethene	**0.13J**	ug/L	5.0	0.10	1		05/20/14 04:29	127-18-4	
Toluene	ND	ug/L	5.0	0.17	1		05/20/14 04:29	108-88-3	
1,1,1-Trichloroethane	ND	ug/L	5.0	0.11	1		05/20/14 04:29	71-55-6	
1,1,2-Trichloroethane	ND	ug/L	5.0	0.20	1		05/20/14 04:29	79-00-5	
Trichloroethene	**54.0**	ug/L	5.0	0.17	1		05/20/14 04:29	79-01-6	
Vinyl chloride	**0.17J**	ug/L	2.0	0.13	1		05/20/14 04:29	75-01-4	
Xylene (Total)	ND	ug/L	5.0	0.42	1		05/20/14 04:29	1330-20-7	
Surrogates									
4-Bromofluorobenzene (S)	102	%	80-120		1		05/20/14 04:29	460-00-4	
1,2-Dichloroethane-d4 (S)	100	%	80-120		1		05/20/14 04:29	17060-07-0	
Toluene-d8 (S)	101	%	80-120		1		05/20/14 04:29	2037-26-5	
Preservation pH	**1.0**		0.10	0.10	1		05/20/14 04:29		

REPORT OF LABORATORY ANALYSIS

This report shall not be reproduced, except in full,
without the written consent of Pace Analytical Services, Inc..

Pace Analytical Services, Inc.
9608 Loiret Blvd.
Lenexa, KS 66219
(913)599-5665

ANALYTICAL RESULTS

Project: FORT SMITH, AR
Pace Project No.: 60169284

Sample: ITMW-13-201405 **Lab ID: 60169284004** Collected: 05/14/14 09:55 Received: 05/15/14 01:47 Matrix: Water

Parameters	Results	Units	Report Limit	MDL	DF	Prepared	Analyzed	CAS No.	Qual
2320B Alkalinity	Analytical Method: SM 2320B								
Alkalinity,Bicarbonate (CaCO3)	**70.3**	mg/L	20.0	1.9	1		05/19/14 15:48		
Alkalinity, Carbonate (CaCO3)	ND	mg/L	20.0	1.9	1		05/19/14 15:48		
Alkalinity, Total as CaCO3	**70.3**	mg/L	20.0	1.9	1		05/19/14 15:48		
Iron, Ferric (Calculation)	Analytical Method: SM 3500-Fe B#4								
Iron, Ferric	**0.0J**	mg/L	0.20		1		06/02/14 00:00	7439-89-6	
4500H+ pH, Electrometric	Analytical Method: SM 4500-H+B								
pH at 25 Degrees C	**5.3**	Std. Units	0.10	0.10	1		05/27/14 00:00		1e,H6
4500S2D Sulfide, Total	Analytical Method: SM 4500-S-2 D								
Sulfide, Total	ND	mg/L	0.050	0.0096	1		05/21/14 10:13	18496-25-8	
300.0 IC Anions 28 Days	Analytical Method: EPA 300.0								
Chloride	**24.7**	mg/L	2.0	1.0	2		05/25/14 13:08	16887-00-6	
Sulfate	**7.0**	mg/L	1.0	0.098	1		05/23/14 15:41	14808-79-8	
350.1 Ammonia	Analytical Method: EPA 350.1								
Nitrogen, Ammonia	ND	mg/L	0.10	0.014	1		05/17/14 12:04	7664-41-7	M1
353.2 Nitrogen, NO2/NO3 unpres	Analytical Method: EPA 353.2								
Nitrogen, Nitrate	**0.15**	mg/L	0.10	0.031	1		05/15/14 13:55		
Nitrogen, Nitrite	ND	mg/L	0.10	0.031	1		05/15/14 13:55		
Nitrogen, NO2 plus NO3	**0.15**	mg/L	0.10	0.013	1		05/15/14 13:55		
Total Carbon Dioxide Calc	Analytical Method: SM 4500-CO2 D								
Carbon Dioxide Calculation	**751**	mg/L			1		05/28/14 00:00		
5310C TOC	Analytical Method: SM 5310C								
Total Organic Carbon	**0.51J**	mg/L	1.0	0.50	1		05/23/14 17:58	7440-44-0	
SM4500P-E, Total Phosphorus	Analytical Method: SM 4500-P E Preparation Method: SM4500-P B								
Phosphate as P04	ND	mg/L	0.030	0.015	1	05/27/14 14:20	05/27/14 15:55		

REPORT OF LABORATORY ANALYSIS

This report shall not be reproduced, except in full,
without the written consent of Pace Analytical Services, Inc..

Pace Analytical Services, Inc.
9608 Loiret Blvd.
Lenexa, KS 66219
(913)599-5665

ANALYTICAL RESULTS

Project: FORT SMITH, AR
Pace Project No.: 60169284

Sample: IW-73-201405 **Lab ID: 60169284005** Collected: 05/14/14 16:10 Received: 05/15/14 01:47 Matrix: Water

Parameters	Results	Units	Report Limit	MDL	DF	Prepared	Analyzed	CAS No.	Qual
Alcohol by Direct Inject GCFID	Analytical Method: EPA 8015 - Alcohol								
2-Chloroethanol	ND	ug/L	10000	1190	1		05/20/14 15:50	107-07-3	
6010 MET ICP	Analytical Method: EPA 6010 Preparation Method: EPA 3010								
Iron	**2090**	ug/L	50.0	24.0	1	05/23/14 15:30	05/27/14 15:39	7439-89-6	
Manganese	**960**	ug/L	5.0	2.5	1	05/23/14 15:30	05/27/14 15:39	7439-96-5	
8260 MSV	Analytical Method: EPA 5030B/8260								
Acetone	**2.0J**	ug/L	10.0	1.9	1		05/20/14 04:43	67-64-1	
Benzene	ND	ug/L	5.0	0.060	1		05/20/14 04:43	71-43-2	
Bromodichloromethane	ND	ug/L	5.0	0.19	1		05/20/14 04:43	75-27-4	
Bromoform	ND	ug/L	5.0	0.070	1		05/20/14 04:43	75-25-2	
Bromomethane	ND	ug/L	7.0	0.16	1		05/20/14 04:43	74-83-9	
2-Butanone (MEK)	ND	ug/L	10.0	0.59	1		05/20/14 04:43	78-93-3	
Carbon disulfide	ND	ug/L	10.0	0.12	1		05/20/14 04:43	75-15-0	
Carbon tetrachloride	ND	ug/L	5.0	0.18	1		05/20/14 04:43	56-23-5	
Chlorobenzene	ND	ug/L	5.0	0.21	1		05/20/14 04:43	108-90-7	
Chloroethane	ND	ug/L	10.0	0.15	1		05/20/14 04:43	75-00-3	
Chloroform	ND	ug/L	5.0	0.14	1		05/20/14 04:43	67-66-3	
Chloromethane	ND	ug/L	10.0	0.080	1		05/20/14 04:43	74-87-3	
Dibromochloromethane	ND	ug/L	5.0	0.21	1		05/20/14 04:43	124-48-1	
1,1-Dichloroethane	ND	ug/L	2.4	0.050	1		05/20/14 04:43	75-34-3	
1,2-Dichloroethane	ND	ug/L	5.0	0.12	1		05/20/14 04:43	107-06-2	
1,1-Dichloroethene	**0.39J**	ug/L	5.0	0.20	1		05/20/14 04:43	75-35-4	
cis-1,2-Dichloroethene	**0.81J**	ug/L	5.0	0.080	1		05/20/14 04:43	156-59-2	
trans-1,2-Dichloroethene	ND	ug/L	5.0	0.20	1		05/20/14 04:43	156-60-5	
1,2-Dichloropropane	ND	ug/L	5.0	0.16	1		05/20/14 04:43	78-87-5	
cis-1,3-Dichloropropene	ND	ug/L	1.0	0.14	1		05/20/14 04:43	10061-01-5	
trans-1,3-Dichloropropene	ND	ug/L	1.0	0.12	1		05/20/14 04:43	10061-02-6	
Ethylbenzene	ND	ug/L	5.0	0.18	1		05/20/14 04:43	100-41-4	
2-Hexanone	ND	ug/L	10.0	1.2	1		05/20/14 04:43	591-78-6	
Methylene chloride	ND	ug/L	5.0	0.15	1		05/20/14 04:43	75-09-2	
4-Methyl-2-pentanone (MIBK)	ND	ug/L	10.0	0.42	1		05/20/14 04:43	108-10-1	
Styrene	ND	ug/L	5.0	0.12	1		05/20/14 04:43	100-42-5	
1,1,2,2-Tetrachloroethane	ND	ug/L	1.0	0.15	1		05/20/14 04:43	79-34-5	
Tetrachloroethene	ND	ug/L	5.0	0.10	1		05/20/14 04:43	127-18-4	
Toluene	ND	ug/L	5.0	0.17	1		05/20/14 04:43	108-88-3	
1,1,1-Trichloroethane	ND	ug/L	5.0	0.11	1		05/20/14 04:43	71-55-6	
1,1,2-Trichloroethane	ND	ug/L	5.0	0.20	1		05/20/14 04:43	79-00-5	
Trichloroethene	**31.9**	ug/L	5.0	0.17	1		05/20/14 04:43	79-01-6	
Vinyl chloride	ND	ug/L	2.0	0.13	1		05/20/14 04:43	75-01-4	
Xylene (Total)	ND	ug/L	5.0	0.42	1		05/20/14 04:43	1330-20-7	
Surrogates									
4-Bromofluorobenzene (S)	98	%	80-120		1		05/20/14 04:43	460-00-4	
1,2-Dichloroethane-d4 (S)	100	%	80-120		1		05/20/14 04:43	17060-07-0	
Toluene-d8 (S)	100	%	80-120		1		05/20/14 04:43	2037-26-5	
Preservation pH	**1.0**		0.10	0.10	1		05/20/14 04:43		

REPORT OF LABORATORY ANALYSIS

This report shall not be reproduced, except in full,
without the written consent of Pace Analytical Services, Inc..

Pace Analytical Services, Inc.
9608 Loiret Blvd.
Lenexa, KS 66219
(913)599-5665

ANALYTICAL RESULTS

Project: FORT SMITH, AR
Pace Project No.: 60169284

Sample: IW-73-201405 **Lab ID: 60169284005** Collected: 05/14/14 16:10 Received: 05/15/14 01:47 Matrix: Water

Parameters	Results	Units	Report Limit	MDL	DF	Prepared	Analyzed	CAS No.	Qual
2320B Alkalinity	Analytical Method: SM 2320B								
Alkalinity,Bicarbonate (CaCO3)	**36.0**	mg/L	20.0	1.9	1		05/19/14 15:52		
Alkalinity, Carbonate (CaCO3)	ND	mg/L	20.0	1.9	1		05/19/14 15:52		
Alkalinity, Total as CaCO3	**36.0**	mg/L	20.0	1.9	1		05/19/14 15:52		
Iron, Ferric (Calculation)	Analytical Method: SM 3500-Fe B#4								
Iron, Ferric	**1.5**	mg/L	0.20		1		06/02/14 00:00	7439-89-6	
4500H+ pH, Electrometric	Analytical Method: SM 4500-H+B								
pH at 25 Degrees C	**6.4**	Std. Units	0.10	0.10	1		05/27/14 00:00		1e,H6
4500S2D Sulfide, Total	Analytical Method: SM 4500-S-2 D								
Sulfide, Total	ND	mg/L	0.050	0.0096	1		05/21/14 10:14	18496-25-8	
300.0 IC Anions 28 Days	Analytical Method: EPA 300.0								
Chloride	**26.5**	mg/L	2.0	1.0	2		05/25/14 13:23	16887-00-6	
Sulfate	**3.1**	mg/L	1.0	0.098	1		05/23/14 15:55	14808-79-8	
350.1 Ammonia	Analytical Method: EPA 350.1								
Nitrogen, Ammonia	**0.094J**	mg/L	0.10	0.014	1		05/17/14 12:06	7664-41-7	
353.2 Nitrogen, NO2/NO3 unpres	Analytical Method: EPA 353.2								
Nitrogen, Nitrate	**0.055J**	mg/L	0.10	0.031	1		05/15/14 13:56		
Nitrogen, Nitrite	ND	mg/L	0.10	0.031	1		05/15/14 13:56		
Nitrogen, NO2 plus NO3	**0.055J**	mg/L	0.10	0.013	1		05/15/14 13:56		
Total Carbon Dioxide Calc	Analytical Method: SM 4500-CO2 D								
Carbon Dioxide Calculation	**62.3**	mg/L			1		05/28/14 00:00		
5310C TOC	Analytical Method: SM 5310C								
Total Organic Carbon	**14.6**	mg/L	1.0	0.50	1		05/23/14 18:17	7440-44-0	
SM4500P-E, Total Phosphorus	Analytical Method: SM 4500-P E Preparation Method: SM4500-P B								
Phosphate as P04	**0.52**	mg/L	0.030	0.015	1	05/27/14 14:20	05/27/14 15:55		

REPORT OF LABORATORY ANALYSIS

This report shall not be reproduced, except in full,
without the written consent of Pace Analytical Services, Inc..

Pace Analytical Services, Inc.
9608 Loiret Blvd.
Lenexa, KS 66219
(913)599-5665

ANALYTICAL RESULTS

Project: FORT SMITH, AR
Pace Project No.: 60169284

Sample: IW-74-201405 **Lab ID: 60169284006** Collected: 05/14/14 12:05 Received: 05/15/14 01:47 Matrix: Water

Parameters	Results	Units	Report Limit	MDL	DF	Prepared	Analyzed	CAS No.	Qual
Alcohol by Direct Inject GCFID	Analytical Method: EPA 8015 - Alcohol								
2-Chloroethanol	ND	ug/L	10000	1190	1		05/20/14 16:02	107-07-3	
6010 MET ICP	Analytical Method: EPA 6010 Preparation Method: EPA 3010								
Iron	**139**	ug/L	50.0	24.0	1	05/23/14 15:30	05/27/14 15:42	7439-89-6	
Manganese	**558**	ug/L	5.0	2.5	1	05/23/14 15:30	05/27/14 15:42	7439-96-5	
8260 MSV	Analytical Method: EPA 5030B/8260								
Acetone	ND	ug/L	10.0	1.9	1		05/20/14 04:58	67-64-1	
Benzene	**0.12J**	ug/L	5.0	0.060	1		05/20/14 04:58	71-43-2	
Bromodichloromethane	ND	ug/L	5.0	0.19	1		05/20/14 04:58	75-27-4	
Bromoform	**0.19J**	ug/L	5.0	0.070	1		05/20/14 04:58	75-25-2	
Bromomethane	ND	ug/L	7.0	0.16	1		05/20/14 04:58	74-83-9	
2-Butanone (MEK)	ND	ug/L	10.0	0.59	1		05/20/14 04:58	78-93-3	
Carbon disulfide	ND	ug/L	10.0	0.12	1		05/20/14 04:58	75-15-0	
Carbon tetrachloride	ND	ug/L	5.0	0.18	1		05/20/14 04:58	56-23-5	
Chlorobenzene	ND	ug/L	5.0	0.21	1		05/20/14 04:58	108-90-7	
Chloroethane	ND	ug/L	10.0	0.15	1		05/20/14 04:58	75-00-3	
Chloroform	ND	ug/L	5.0	0.14	1		05/20/14 04:58	67-66-3	
Chloromethane	ND	ug/L	10.0	0.080	1		05/20/14 04:58	74-87-3	
Dibromochloromethane	ND	ug/L	5.0	0.21	1		05/20/14 04:58	124-48-1	
1,1-Dichloroethane	ND	ug/L	2.4	0.050	1		05/20/14 04:58	75-34-3	
1,2-Dichloroethane	ND	ug/L	5.0	0.12	1		05/20/14 04:58	107-06-2	
1,1-Dichloroethene	**0.41J**	ug/L	5.0	0.20	1		05/20/14 04:58	75-35-4	
cis-1,2-Dichloroethene	**4.3J**	ug/L	5.0	0.080	1		05/20/14 04:58	156-59-2	
trans-1,2-Dichloroethene	ND	ug/L	5.0	0.20	1		05/20/14 04:58	156-60-5	
1,2-Dichloropropane	ND	ug/L	5.0	0.16	1		05/20/14 04:58	78-87-5	
cis-1,3-Dichloropropene	ND	ug/L	1.0	0.14	1		05/20/14 04:58	10061-01-5	
trans-1,3-Dichloropropene	ND	ug/L	1.0	0.12	1		05/20/14 04:58	10061-02-6	
Ethylbenzene	ND	ug/L	5.0	0.18	1		05/20/14 04:58	100-41-4	
2-Hexanone	ND	ug/L	10.0	1.2	1		05/20/14 04:58	591-78-6	
Methylene chloride	ND	ug/L	5.0	0.15	1		05/20/14 04:58	75-09-2	
4-Methyl-2-pentanone (MIBK)	ND	ug/L	10.0	0.42	1		05/20/14 04:58	108-10-1	
Styrene	ND	ug/L	5.0	0.12	1		05/20/14 04:58	100-42-5	
1,1,2,2-Tetrachloroethane	ND	ug/L	1.0	0.15	1		05/20/14 04:58	79-34-5	
Tetrachloroethene	ND	ug/L	5.0	0.10	1		05/20/14 04:58	127-18-4	
Toluene	ND	ug/L	5.0	0.17	1		05/20/14 04:58	108-88-3	
1,1,1-Trichloroethane	ND	ug/L	5.0	0.11	1		05/20/14 04:58	71-55-6	
1,1,2-Trichloroethane	ND	ug/L	5.0	0.20	1		05/20/14 04:58	79-00-5	
Trichloroethene	**169**	ug/L	5.0	0.17	1		05/20/14 04:58	79-01-6	
Vinyl chloride	**0.80J**	ug/L	2.0	0.13	1		05/20/14 04:58	75-01-4	
Xylene (Total)	ND	ug/L	5.0	0.42	1		05/20/14 04:58	1330-20-7	
Surrogates									
4-Bromofluorobenzene (S)	101	%	80-120		1		05/20/14 04:58	460-00-4	
1,2-Dichloroethane-d4 (S)	102	%	80-120		1		05/20/14 04:58	17060-07-0	
Toluene-d8 (S)	100	%	80-120		1		05/20/14 04:58	2037-26-5	
Preservation pH	**1.0**		0.10	0.10	1		05/20/14 04:58		

REPORT OF LABORATORY ANALYSIS

This report shall not be reproduced, except in full,
without the written consent of Pace Analytical Services, Inc..

Pace Analytical Services, Inc.
9608 Loiret Blvd.
Lenexa, KS 66219
(913)599-5665

ANALYTICAL RESULTS

Project: FORT SMITH, AR
Pace Project No.: 60169284

Sample: IW-74-201405 **Lab ID: 60169284006** Collected: 05/14/14 12:05 Received: 05/15/14 01:47 Matrix: Water

Parameters	Results	Units	Report Limit	MDL	DF	Prepared	Analyzed	CAS No.	Qual
2320B Alkalinity	Analytical Method: SM 2320B								
Alkalinity,Bicarbonate (CaCO3)	**83.2**	mg/L	20.0	1.9	1		05/19/14 15:56		
Alkalinity, Carbonate (CaCO3)	ND	mg/L	20.0	1.9	1		05/19/14 15:56		
Alkalinity, Total as CaCO3	**83.2**	mg/L	20.0	1.9	1		05/19/14 15:56		
Iron, Ferric (Calculation)	Analytical Method: SM 3500-Fe B#4								
Iron, Ferric	**139**	mg/L	0.20		1		06/02/14 00:00	7439-89-6	
4500H+ pH, Electrometric	Analytical Method: SM 4500-H+B								
pH at 25 Degrees C	**5.9**	Std. Units	0.10	0.10	1		05/27/14 00:00		1e,H6
4500S2D Sulfide, Total	Analytical Method: SM 4500-S-2 D								
Sulfide, Total	ND	mg/L	0.050	0.0096	1		05/21/14 10:14	18496-25-8	
300.0 IC Anions 28 Days	Analytical Method: EPA 300.0								
Chloride	**277**	mg/L	50.0	25.0	50		05/25/14 13:38	16887-00-6	
Sulfate	**2.8**	mg/L	1.0	0.098	1		05/23/14 16:38	14808-79-8	
350.1 Ammonia	Analytical Method: EPA 350.1								
Nitrogen, Ammonia	ND	mg/L	0.10	0.014	1		05/17/14 12:07	7664-41-7	
353.2 Nitrogen, NO2/NO3 unpres	Analytical Method: EPA 353.2								
Nitrogen, Nitrate	**0.68**	mg/L	0.10	0.031	1		05/15/14 13:57		
Nitrogen, Nitrite	ND	mg/L	0.10	0.031	1		05/15/14 13:57		
Nitrogen, NO2 plus NO3	**0.68**	mg/L	0.10	0.013	1		05/15/14 13:57		
Total Carbon Dioxide Calc	Analytical Method: SM 4500-CO2 D								
Carbon Dioxide Calculation	**303**	mg/L			1		05/28/14 00:00		
5310C TOC	Analytical Method: SM 5310C								
Total Organic Carbon	ND	mg/L	1.0	0.50	1		05/23/14 18:36	7440-44-0	
SM4500P-E, Total Phosphorus	Analytical Method: SM 4500-P E Preparation Method: SM4500-P B								
Phosphate as P04	**0.15**	mg/L	0.030	0.015	1	05/27/14 14:20	05/27/14 16:15		

REPORT OF LABORATORY ANALYSIS

This report shall not be reproduced, except in full,
without the written consent of Pace Analytical Services, Inc..

Pace Analytical Services, Inc.
9608 Loiret Blvd.
Lenexa, KS 66219
(913)599-5665

ANALYTICAL RESULTS

Project: FORT SMITH, AR
Pace Project No.: 60169284

Sample: IW-76-201405 **Lab ID: 60169284007** Collected: 05/14/14 11:15 Received: 05/15/14 01:47 Matrix: Water

Parameters	Results	Units	Report Limit	MDL	DF	Prepared	Analyzed	CAS No.	Qual
Alcohol by Direct Inject GCFID	Analytical Method: EPA 8015 - Alcohol								
2-Chloroethanol	ND	ug/L	10000	1190	1		05/20/14 16:13	107-07-3	
6010 MET ICP	Analytical Method: EPA 6010 Preparation Method: EPA 3010								
Iron	**112**	ug/L	50.0	24.0	1	05/23/14 15:30	05/27/14 15:48	7439-89-6	
Manganese	**2060**	ug/L	5.0	2.5	1	05/23/14 15:30	05/27/14 15:48	7439-96-5	
8260 MSV	Analytical Method: EPA 5030B/8260								
Acetone	ND	ug/L	10.0	1.9	1		05/20/14 05:12	67-64-1	
Benzene	ND	ug/L	5.0	0.060	1		05/20/14 05:12	71-43-2	
Bromodichloromethane	ND	ug/L	5.0	0.19	1		05/20/14 05:12	75-27-4	
Bromoform	**1.3J**	ug/L	5.0	0.070	1		05/20/14 05:12	75-25-2	
Bromomethane	ND	ug/L	7.0	0.16	1		05/20/14 05:12	74-83-9	
2-Butanone (MEK)	ND	ug/L	10.0	0.59	1		05/20/14 05:12	78-93-3	
Carbon disulfide	ND	ug/L	10.0	0.12	1		05/20/14 05:12	75-15-0	
Carbon tetrachloride	ND	ug/L	5.0	0.18	1		05/20/14 05:12	56-23-5	
Chlorobenzene	ND	ug/L	5.0	0.21	1		05/20/14 05:12	108-90-7	
Chloroethane	ND	ug/L	10.0	0.15	1		05/20/14 05:12	75-00-3	
Chloroform	ND	ug/L	5.0	0.14	1		05/20/14 05:12	67-66-3	
Chloromethane	ND	ug/L	10.0	0.080	1		05/20/14 05:12	74-87-3	
Dibromochloromethane	ND	ug/L	5.0	0.21	1		05/20/14 05:12	124-48-1	
1,1-Dichloroethane	ND	ug/L	2.4	0.050	1		05/20/14 05:12	75-34-3	
1,2-Dichloroethane	ND	ug/L	5.0	0.12	1		05/20/14 05:12	107-06-2	
1,1-Dichloroethene	ND	ug/L	5.0	0.20	1		05/20/14 05:12	75-35-4	
cis-1,2-Dichloroethene	ND	ug/L	5.0	0.080	1		05/20/14 05:12	156-59-2	
trans-1,2-Dichloroethene	ND	ug/L	5.0	0.20	1		05/20/14 05:12	156-60-5	
1,2-Dichloropropane	ND	ug/L	5.0	0.16	1		05/20/14 05:12	78-87-5	
cis-1,3-Dichloropropene	ND	ug/L	1.0	0.14	1		05/20/14 05:12	10061-01-5	
trans-1,3-Dichloropropene	ND	ug/L	1.0	0.12	1		05/20/14 05:12	10061-02-6	
Ethylbenzene	ND	ug/L	5.0	0.18	1		05/20/14 05:12	100-41-4	
2-Hexanone	ND	ug/L	10.0	1.2	1		05/20/14 05:12	591-78-6	
Methylene chloride	ND	ug/L	5.0	0.15	1		05/20/14 05:12	75-09-2	
4-Methyl-2-pentanone (MIBK)	ND	ug/L	10.0	0.42	1		05/20/14 05:12	108-10-1	
Styrene	ND	ug/L	5.0	0.12	1		05/20/14 05:12	100-42-5	
1,1,2,2-Tetrachloroethane	ND	ug/L	1.0	0.15	1		05/20/14 05:12	79-34-5	
Tetrachloroethene	ND	ug/L	5.0	0.10	1		05/20/14 05:12	127-18-4	
Toluene	ND	ug/L	5.0	0.17	1		05/20/14 05:12	108-88-3	
1,1,1-Trichloroethane	ND	ug/L	5.0	0.11	1		05/20/14 05:12	71-55-6	
1,1,2-Trichloroethane	ND	ug/L	5.0	0.20	1		05/20/14 05:12	79-00-5	
Trichloroethene	**10.3**	ug/L	5.0	0.17	1		05/20/14 05:12	79-01-6	
Vinyl chloride	ND	ug/L	2.0	0.13	1		05/20/14 05:12	75-01-4	
Xylene (Total)	ND	ug/L	5.0	0.42	1		05/20/14 05:12	1330-20-7	
Surrogates									
4-Bromofluorobenzene (S)	101	%	80-120		1		05/20/14 05:12	460-00-4	
1,2-Dichloroethane-d4 (S)	100	%	80-120		1		05/20/14 05:12	17060-07-0	
Toluene-d8 (S)	95	%	80-120		1		05/20/14 05:12	2037-26-5	
Preservation pH	**1.0**		0.10	0.10	1		05/20/14 05:12		

REPORT OF LABORATORY ANALYSIS

This report shall not be reproduced, except in full,
without the written consent of Pace Analytical Services, Inc..

Pace Analytical Services, Inc.
9608 Loiret Blvd.
Lenexa, KS 66219
(913)599-5665

ANALYTICAL RESULTS

Project: FORT SMITH, AR
Pace Project No.: 60169284

Sample: IW-76-201405 **Lab ID: 60169284007** Collected: 05/14/14 11:15 Received: 05/15/14 01:47 Matrix: Water

Parameters	Results	Units	Report Limit	MDL	DF	Prepared	Analyzed	CAS No.	Qual
2320B Alkalinity	Analytical Method: SM 2320B								
Alkalinity,Bicarbonate (CaCO3)	**26.7**	mg/L	20.0	1.9	1		05/20/14 09:28		
Alkalinity, Carbonate (CaCO3)	ND	mg/L	20.0	1.9	1		05/20/14 09:28		
Alkalinity, Total as CaCO3	**26.7**	mg/L	20.0	1.9	1		05/20/14 09:28		
Iron, Ferric (Calculation)	Analytical Method: SM 3500-Fe B#4								
Iron, Ferric	**0.11J**	mg/L	0.20		1		06/02/14 00:00	7439-89-6	
4500H+ pH, Electrometric	Analytical Method: SM 4500-H+B								
pH at 25 Degrees C	**5.2**	Std. Units	0.10	0.10	1		05/27/14 00:00		1e,H6
4500S2D Sulfide, Total	Analytical Method: SM 4500-S-2 D								
Sulfide, Total	ND	mg/L	0.050	0.0096	1		05/21/14 10:14	18496-25-8	
300.0 IC Anions 28 Days	Analytical Method: EPA 300.0								
Chloride	**271**	mg/L	50.0	25.0	50		05/25/14 13:53	16887-00-6	
Sulfate	**4.6**	mg/L	1.0	0.098	1		05/23/14 16:53	14808-79-8	
350.1 Ammonia	Analytical Method: EPA 350.1								
Nitrogen, Ammonia	**0.052J**	mg/L	0.10	0.014	1		05/17/14 12:09	7664-41-7	
353.2 Nitrogen, NO2/NO3 unpres	Analytical Method: EPA 353.2								
Nitrogen, Nitrate	**0.40**	mg/L	0.10	0.031	1		05/15/14 13:58		
Nitrogen, Nitrite	ND	mg/L	0.10	0.031	1		05/15/14 13:58		
Nitrogen, NO2 plus NO3	**0.40**	mg/L	0.10	0.013	1		05/15/14 13:58		
Total Carbon Dioxide Calc	Analytical Method: SM 4500-CO2 D								
Carbon Dioxide Calculation	**323**	mg/L			1		05/28/14 00:00		
5310C TOC	Analytical Method: SM 5310C								
Total Organic Carbon	ND	mg/L	1.0	0.50	1		05/23/14 18:56	7440-44-0	
SM4500P-E, Total Phosphorus	Analytical Method: SM 4500-P E Preparation Method: SM4500-P B								
Phosphate as P04	**0.14**	mg/L	0.030	0.015	1	05/27/14 14:20	05/27/14 16:15		

REPORT OF LABORATORY ANALYSIS

This report shall not be reproduced, except in full,
without the written consent of Pace Analytical Services, Inc..

Pace Analytical Services, Inc.
9608 Loiret Blvd.
Lenexa, KS 66219
(913)599-5665

ANALYTICAL RESULTS

Project: FORT SMITH, AR
Pace Project No.: 60169284

Sample: IW-77-201405 **Lab ID: 60169284008** Collected: 05/14/14 10:00 Received: 05/15/14 01:47 Matrix: Water

Parameters	Results	Units	Report Limit	MDL	DF	Prepared	Analyzed	CAS No.	Qual
Alcohol by Direct Inject GCFID	Analytical Method: EPA 8015 - Alcohol								
2-Chloroethanol	ND	ug/L	10000	1190	1		05/20/14 16:24	107-07-3	
6010 MET ICP	Analytical Method: EPA 6010 Preparation Method: EPA 3010								
Iron	**1900**	ug/L	50.0	24.0	1	05/23/14 15:30	05/27/14 15:50	7439-89-6	
Manganese	**2010**	ug/L	5.0	2.5	1	05/23/14 15:30	05/27/14 15:50	7439-96-5	
8260 MSV	Analytical Method: EPA 5030B/8260								
Acetone	ND	ug/L	10.0	1.9	1		05/22/14 18:29	67-64-1	
Benzene	**0.15J**	ug/L	5.0	0.060	1		05/22/14 18:29	71-43-2	
Bromodichloromethane	ND	ug/L	5.0	0.19	1		05/22/14 18:29	75-27-4	
Bromoform	ND	ug/L	5.0	0.070	1		05/22/14 18:29	75-25-2	
Bromomethane	ND	ug/L	7.0	0.16	1		05/22/14 18:29	74-83-9	
2-Butanone (MEK)	**4.0J**	ug/L	10.0	0.59	1		05/22/14 18:29	78-93-3	
Carbon disulfide	ND	ug/L	10.0	0.12	1		05/22/14 18:29	75-15-0	
Carbon tetrachloride	ND	ug/L	5.0	0.18	1		05/22/14 18:29	56-23-5	
Chlorobenzene	ND	ug/L	5.0	0.21	1		05/22/14 18:29	108-90-7	
Chloroethane	ND	ug/L	10.0	0.15	1		05/22/14 18:29	75-00-3	
Chloroform	**0.50J**	ug/L	5.0	0.14	1		05/22/14 18:29	67-66-3	
Chloromethane	ND	ug/L	10.0	0.080	1		05/22/14 18:29	74-87-3	
Dibromochloromethane	ND	ug/L	5.0	0.21	1		05/22/14 18:29	124-48-1	
1,1-Dichloroethane	ND	ug/L	2.4	0.050	1		05/22/14 18:29	75-34-3	
1,2-Dichloroethane	ND	ug/L	5.0	0.12	1		05/22/14 18:29	107-06-2	
1,1-Dichloroethene	**2.5J**	ug/L	5.0	0.20	1		05/22/14 18:29	75-35-4	
cis-1,2-Dichloroethene	**36.0**	ug/L	5.0	0.080	1		05/22/14 18:29	156-59-2	
trans-1,2-Dichloroethene	**0.34J**	ug/L	5.0	0.20	1		05/22/14 18:29	156-60-5	
1,2-Dichloropropane	ND	ug/L	5.0	0.16	1		05/22/14 18:29	78-87-5	
cis-1,3-Dichloropropene	ND	ug/L	1.0	0.14	1		05/22/14 18:29	10061-01-5	
trans-1,3-Dichloropropene	ND	ug/L	1.0	0.12	1		05/22/14 18:29	10061-02-6	
Ethylbenzene	ND	ug/L	5.0	0.18	1		05/22/14 18:29	100-41-4	
2-Hexanone	ND	ug/L	10.0	1.2	1		05/22/14 18:29	591-78-6	
Methylene chloride	**0.30J**	ug/L	5.0	0.15	1		05/22/14 18:29	75-09-2	
4-Methyl-2-pentanone (MIBK)	ND	ug/L	10.0	0.42	1		05/22/14 18:29	108-10-1	
Styrene	ND	ug/L	5.0	0.12	1		05/22/14 18:29	100-42-5	
1,1,2,2-Tetrachloroethane	ND	ug/L	1.0	0.15	1		05/22/14 18:29	79-34-5	
Tetrachloroethene	**0.36J**	ug/L	5.0	0.10	1		05/22/14 18:29	127-18-4	
Toluene	ND	ug/L	5.0	0.17	1		05/22/14 18:29	108-88-3	
1,1,1-Trichloroethane	ND	ug/L	5.0	0.11	1		05/22/14 18:29	71-55-6	
1,1,2-Trichloroethane	ND	ug/L	5.0	0.20	1		05/22/14 18:29	79-00-5	
Trichloroethene	**1460**	ug/L	50.0	1.7	10		05/20/14 05:26	79-01-6	
Vinyl chloride	**0.66J**	ug/L	2.0	0.13	1		05/22/14 18:29	75-01-4	
Xylene (Total)	ND	ug/L	5.0	0.42	1		05/22/14 18:29	1330-20-7	
Surrogates									
4-Bromofluorobenzene (S)	100	%	80-120		1		05/22/14 18:29	460-00-4	
1,2-Dichloroethane-d4 (S)	94	%	80-120		1		05/22/14 18:29	17060-07-0	
Toluene-d8 (S)	100	%	80-120		1		05/22/14 18:29	2037-26-5	
Preservation pH	**1.0**		0.10	0.10	1		05/22/14 18:29		

REPORT OF LABORATORY ANALYSIS

This report shall not be reproduced, except in full,
without the written consent of Pace Analytical Services, Inc..

Pace Analytical Services, Inc.
9608 Loiret Blvd.
Lenexa, KS 66219
(913)599-5665

ANALYTICAL RESULTS

Project: FORT SMITH, AR
Pace Project No.: 60169284

Sample: IW-77-201405 **Lab ID: 60169284008** Collected: 05/14/14 10:00 Received: 05/15/14 01:47 Matrix: Water

Parameters	Results	Units	Report Limit	MDL	DF	Prepared	Analyzed	CAS No.	Qual
2320B Alkalinity	Analytical Method: SM 2320B								
Alkalinity,Bicarbonate (CaCO3)	**35.2**	mg/L	20.0	1.9	1		05/20/14 09:31		
Alkalinity, Carbonate (CaCO3)	ND	mg/L	20.0	1.9	1		05/20/14 09:31		
Alkalinity, Total as CaCO3	**35.2**	mg/L	20.0	1.9	1		05/20/14 09:31		
Iron, Ferric (Calculation)	Analytical Method: SM 3500-Fe B#4								
Iron, Ferric	**0.32**	mg/L	0.20		1		06/02/14 00:00	7439-89-6	
4500H+ pH, Electrometric	Analytical Method: SM 4500-H+B								
pH at 25 Degrees C	**5.5**	Std. Units	0.10	0.10	1		05/27/14 00:00		1e,H6
4500S2D Sulfide, Total	Analytical Method: SM 4500-S-2 D								
Sulfide, Total	ND	mg/L	0.050	0.0096	1		05/21/14 10:14	18496-25-8	
300.0 IC Anions 28 Days	Analytical Method: EPA 300.0								
Chloride	**224**	mg/L	50.0	25.0	50		05/25/14 14:07	16887-00-6	
Sulfate	**3.2**	mg/L	1.0	0.098	1		05/23/14 17:07	14808-79-8	
350.1 Ammonia	Analytical Method: EPA 350.1								
Nitrogen, Ammonia	ND	mg/L	0.10	0.014	1		05/17/14 12:10	7664-41-7	
353.2 Nitrogen, NO2/NO3 unpres	Analytical Method: EPA 353.2								
Nitrogen, Nitrate	**0.32**	mg/L	0.10	0.031	1		05/15/14 13:59		
Nitrogen, Nitrite	ND	mg/L	0.10	0.031	1		05/15/14 13:59		
Nitrogen, NO2 plus NO3	**0.32**	mg/L	0.10	0.013	1		05/15/14 13:59		
Total Carbon Dioxide Calc	Analytical Method: SM 4500-CO2 D								
Carbon Dioxide Calculation	**248**	mg/L			1		05/28/14 00:00		
5310C TOC	Analytical Method: SM 5310C								
Total Organic Carbon	**2.4**	mg/L	1.0	0.50	1		05/30/14 13:09	7440-44-0	M1
SM4500P-E, Total Phosphorus	Analytical Method: SM 4500-P E Preparation Method: SM4500-P B								
Phosphate as P04	**0.35**	mg/L	0.030	0.015	1	05/27/14 14:20	05/27/14 16:15		

REPORT OF LABORATORY ANALYSIS

This report shall not be reproduced, except in full,
without the written consent of Pace Analytical Services, Inc..

Pace Analytical Services, Inc.
9608 Loiret Blvd.
Lenexa, KS 66219
(913)599-5665

ANALYTICAL RESULTS

Project: FORT SMITH, AR
Pace Project No.: 60169284

Sample: MW-33-201405 **Lab ID: 60169284009** Collected: 05/14/14 14:20 Received: 05/15/14 01:47 Matrix: Water

Parameters	Results	Units	Report Limit	MDL	DF	Prepared	Analyzed	CAS No.	Qual
Alcohol by Direct Inject GCFID	Analytical Method: EPA 8015 - Alcohol								
2-Chloroethanol	ND	ug/L	10000	1190	1		05/20/14 16:36	107-07-3	
6010 MET ICP	Analytical Method: EPA 6010 Preparation Method: EPA 3010								
Iron	**36.3J**	ug/L	50.0	24.0	1	05/23/14 15:30	05/27/14 15:53	7439-89-6	
Manganese	**171**	ug/L	5.0	2.5	1	05/23/14 15:30	05/27/14 15:53	7439-96-5	
8260 MSV	Analytical Method: EPA 5030B/8260								
Acetone	ND	ug/L	10.0	1.9	1		05/22/14 18:44	67-64-1	
Benzene	ND	ug/L	5.0	0.060	1		05/22/14 18:44	71-43-2	
Bromodichloromethane	ND	ug/L	5.0	0.19	1		05/22/14 18:44	75-27-4	
Bromoform	ND	ug/L	5.0	0.070	1		05/22/14 18:44	75-25-2	
Bromomethane	ND	ug/L	7.0	0.16	1		05/22/14 18:44	74-83-9	
2-Butanone (MEK)	ND	ug/L	10.0	0.59	1		05/22/14 18:44	78-93-3	
Carbon disulfide	ND	ug/L	10.0	0.12	1		05/22/14 18:44	75-15-0	
Carbon tetrachloride	ND	ug/L	5.0	0.18	1		05/22/14 18:44	56-23-5	
Chlorobenzene	ND	ug/L	5.0	0.21	1		05/22/14 18:44	108-90-7	
Chloroethane	ND	ug/L	10.0	0.15	1		05/22/14 18:44	75-00-3	
Chloroform	**0.32J**	ug/L	5.0	0.14	1		05/22/14 18:44	67-66-3	
Chloromethane	ND	ug/L	10.0	0.080	1		05/22/14 18:44	74-87-3	
Dibromochloromethane	ND	ug/L	5.0	0.21	1		05/22/14 18:44	124-48-1	
1,1-Dichloroethane	ND	ug/L	2.4	0.050	1		05/22/14 18:44	75-34-3	
1,2-Dichloroethane	ND	ug/L	5.0	0.12	1		05/22/14 18:44	107-06-2	
1,1-Dichloroethene	**1.6J**	ug/L	5.0	0.20	1		05/22/14 18:44	75-35-4	
cis-1,2-Dichloroethene	**15.1**	ug/L	5.0	0.080	1		05/22/14 18:44	156-59-2	
trans-1,2-Dichloroethene	ND	ug/L	5.0	0.20	1		05/22/14 18:44	156-60-5	
1,2-Dichloropropane	ND	ug/L	5.0	0.16	1		05/22/14 18:44	78-87-5	
cis-1,3-Dichloropropene	ND	ug/L	1.0	0.14	1		05/22/14 18:44	10061-01-5	
trans-1,3-Dichloropropene	ND	ug/L	1.0	0.12	1		05/22/14 18:44	10061-02-6	
Ethylbenzene	ND	ug/L	5.0	0.18	1		05/22/14 18:44	100-41-4	
2-Hexanone	ND	ug/L	10.0	1.2	1		05/22/14 18:44	591-78-6	
Methylene chloride	**0.17J**	ug/L	5.0	0.15	1		05/22/14 18:44	75-09-2	
4-Methyl-2-pentanone (MIBK)	ND	ug/L	10.0	0.42	1		05/22/14 18:44	108-10-1	
Styrene	ND	ug/L	5.0	0.12	1		05/22/14 18:44	100-42-5	
1,1,2,2-Tetrachloroethane	ND	ug/L	1.0	0.15	1		05/22/14 18:44	79-34-5	
Tetrachloroethene	**0.31J**	ug/L	5.0	0.10	1		05/22/14 18:44	127-18-4	
Toluene	ND	ug/L	5.0	0.17	1		05/22/14 18:44	108-88-3	
1,1,1-Trichloroethane	ND	ug/L	5.0	0.11	1		05/22/14 18:44	71-55-6	
1,1,2-Trichloroethane	ND	ug/L	5.0	0.20	1		05/22/14 18:44	79-00-5	
Trichloroethene	**954**	ug/L	50.0	1.7	10		05/20/14 05:40	79-01-6	
Vinyl chloride	**0.56J**	ug/L	2.0	0.13	1		05/22/14 18:44	75-01-4	
Xylene (Total)	ND	ug/L	5.0	0.42	1		05/22/14 18:44	1330-20-7	
Surrogates									
4-Bromofluorobenzene (S)	100	%	80-120		1		05/22/14 18:44	460-00-4	
1,2-Dichloroethane-d4 (S)	94	%	80-120		1		05/22/14 18:44	17060-07-0	
Toluene-d8 (S)	102	%	80-120		1		05/22/14 18:44	2037-26-5	
Preservation pH	**1.0**		0.10	0.10	1		05/22/14 18:44		

REPORT OF LABORATORY ANALYSIS

This report shall not be reproduced, except in full,
without the written consent of Pace Analytical Services, Inc..

Pace Analytical Services, Inc.
9608 Loiret Blvd.
Lenexa, KS 66219
(913)599-5665

ANALYTICAL RESULTS

Project: FORT SMITH, AR
Pace Project No.: 60169284

Sample: MW-33-201405 **Lab ID: 60169284009** Collected: 05/14/14 14:20 Received: 05/15/14 01:47 Matrix: Water

Parameters	Results	Units	Report Limit	MDL	DF	Prepared	Analyzed	CAS No.	Qual
2320B Alkalinity	Analytical Method: SM 2320B								
Alkalinity,Bicarbonate (CaCO3)	**11.9J**	mg/L	20.0	1.9	1		05/20/14 09:38		
Alkalinity, Carbonate (CaCO3)	ND	mg/L	20.0	1.9	1		05/20/14 09:38		
Alkalinity, Total as CaCO3	**11.9J**	mg/L	20.0	1.9	1		05/20/14 09:38		
4500H+ pH, Electrometric	Analytical Method: SM 4500-H+B								
pH at 25 Degrees C	**4.9**	Std. Units	0.10	0.10	1		05/27/14 00:00		1e,H6
4500S2D Sulfide, Total	Analytical Method: SM 4500-S-2 D								
Sulfide, Total	ND	mg/L	0.050	0.0096	1		05/21/14 10:14	18496-25-8	
300.0 IC Anions 28 Days	Analytical Method: EPA 300.0								
Chloride	**184**	mg/L	20.0	10.0	20		05/25/14 14:51	16887-00-6	
Sulfate	**4.7**	mg/L	1.0	0.098	1		05/23/14 17:21	14808-79-8	
350.1 Ammonia	Analytical Method: EPA 350.1								
Nitrogen, Ammonia	ND	mg/L	0.10	0.014	1		05/17/14 12:11	7664-41-7	
353.2 Nitrogen, NO2/NO3 unpres	Analytical Method: EPA 353.2								
Nitrogen, Nitrate	**1.4**	mg/L	0.10	0.031	1		05/15/14 13:59		
Nitrogen, Nitrite	ND	mg/L	0.10	0.031	1		05/15/14 13:59		
Nitrogen, NO2 plus NO3	**1.4**	mg/L	0.10	0.013	1		05/15/14 13:59		
Total Carbon Dioxide Calc	Analytical Method: SM 4500-CO2 D								
Carbon Dioxide Calculation	**0.0**	mg/L			1		05/28/14 00:00		
5310C TOC	Analytical Method: SM 5310C								
Total Organic Carbon	ND	mg/L	1.0	0.50	1		05/30/14 13:49	7440-44-0	
SM4500P-E, Total Phosphorus	Analytical Method: SM 4500-P E Preparation Method: SM4500-P B								
Phosphate as P04	ND	mg/L	0.030	0.015	1	05/27/14 14:20	05/27/14 16:16		

REPORT OF LABORATORY ANALYSIS

This report shall not be reproduced, except in full,
without the written consent of Pace Analytical Services, Inc..

Pace Analytical Services, Inc.
9608 Loiret Blvd.
Lenexa, KS 66219
(913)599-5665

ANALYTICAL RESULTS

Project: FORT SMITH, AR
Pace Project No.: 60169284

Sample: MW-38-201405 **Lab ID: 60169284010** Collected: 05/14/14 14:35 Received: 05/15/14 01:47 Matrix: Water

Parameters	Results	Units	Report Limit	MDL	DF	Prepared	Analyzed	CAS No.	Qual
Alcohol by Direct Inject GCFID	Analytical Method: EPA 8015 - Alcohol								
2-Chloroethanol	ND	ug/L	10000	1190	1		05/20/14 16:47	107-07-3	
6010 MET ICP	Analytical Method: EPA 6010 Preparation Method: EPA 3010								
Iron	**1780**	ug/L	50.0	24.0	1	05/23/14 15:30	05/27/14 15:55	7439-89-6	
Manganese	**1910**	ug/L	5.0	2.5	1	05/23/14 15:30	05/27/14 15:55	7439-96-5	
8260 MSV	Analytical Method: EPA 5030B/8260								
Acetone	ND	ug/L	10.0	1.9	1		05/22/14 18:58	67-64-1	
Benzene	**0.21J**	ug/L	5.0	0.060	1		05/22/14 18:58	71-43-2	
Bromodichloromethane	ND	ug/L	5.0	0.19	1		05/22/14 18:58	75-27-4	
Bromoform	ND	ug/L	5.0	0.070	1		05/22/14 18:58	75-25-2	
Bromomethane	ND	ug/L	7.0	0.16	1		05/22/14 18:58	74-83-9	
2-Butanone (MEK)	ND	ug/L	10.0	0.59	1		05/22/14 18:58	78-93-3	
Carbon disulfide	ND	ug/L	10.0	0.12	1		05/22/14 18:58	75-15-0	
Carbon tetrachloride	ND	ug/L	5.0	0.18	1		05/22/14 18:58	56-23-5	
Chlorobenzene	ND	ug/L	5.0	0.21	1		05/22/14 18:58	108-90-7	
Chloroethane	ND	ug/L	10.0	0.15	1		05/22/14 18:58	75-00-3	
Chloroform	**0.39J**	ug/L	5.0	0.14	1		05/22/14 18:58	67-66-3	
Chloromethane	ND	ug/L	10.0	0.080	1		05/22/14 18:58	74-87-3	
Dibromochloromethane	ND	ug/L	5.0	0.21	1		05/22/14 18:58	124-48-1	
1,1-Dichloroethane	ND	ug/L	2.4	0.050	1		05/22/14 18:58	75-34-3	
1,2-Dichloroethane	ND	ug/L	5.0	0.12	1		05/22/14 18:58	107-06-2	
1,1-Dichloroethene	**25.4**	ug/L	5.0	0.20	1		05/22/14 18:58	75-35-4	
cis-1,2-Dichloroethene	**428**	ug/L	125	2.0	25		05/20/14 05:54	156-59-2	
trans-1,2-Dichloroethene	**3.6J**	ug/L	5.0	0.20	1		05/22/14 18:58	156-60-5	
1,2-Dichloropropane	ND	ug/L	5.0	0.16	1		05/22/14 18:58	78-87-5	
cis-1,3-Dichloropropene	ND	ug/L	1.0	0.14	1		05/22/14 18:58	10061-01-5	
trans-1,3-Dichloropropene	ND	ug/L	1.0	0.12	1		05/22/14 18:58	10061-02-6	
Ethylbenzene	ND	ug/L	5.0	0.18	1		05/22/14 18:58	100-41-4	
2-Hexanone	ND	ug/L	10.0	1.2	1		05/22/14 18:58	591-78-6	
Methylene chloride	ND	ug/L	5.0	0.15	1		05/22/14 18:58	75-09-2	
4-Methyl-2-pentanone (MIBK)	ND	ug/L	10.0	0.42	1		05/22/14 18:58	108-10-1	
Styrene	ND	ug/L	5.0	0.12	1		05/22/14 18:58	100-42-5	
1,1,2,2-Tetrachloroethane	ND	ug/L	1.0	0.15	1		05/22/14 18:58	79-34-5	
Tetrachloroethene	**0.38J**	ug/L	5.0	0.10	1		05/22/14 18:58	127-18-4	
Toluene	ND	ug/L	5.0	0.17	1		05/22/14 18:58	108-88-3	
1,1,1-Trichloroethane	ND	ug/L	5.0	0.11	1		05/22/14 18:58	71-55-6	
1,1,2-Trichloroethane	ND	ug/L	5.0	0.20	1		05/22/14 18:58	79-00-5	
Trichloroethene	**1650**	ug/L	125	4.2	25		05/20/14 05:54	79-01-6	
Vinyl chloride	**97.9**	ug/L	2.0	0.13	1		05/22/14 18:58	75-01-4	
Xylene (Total)	ND	ug/L	5.0	0.42	1		05/22/14 18:58	1330-20-7	
Surrogates									
4-Bromofluorobenzene (S)	99	%	80-120		1		05/22/14 18:58	460-00-4	
1,2-Dichloroethane-d4 (S)	95	%	80-120		1		05/22/14 18:58	17060-07-0	
Toluene-d8 (S)	101	%	80-120		1		05/22/14 18:58	2037-26-5	
Preservation pH	**1.0**		0.10	0.10	1		05/22/14 18:58		

REPORT OF LABORATORY ANALYSIS

This report shall not be reproduced, except in full,
without the written consent of Pace Analytical Services, Inc..

Pace Analytical Services, Inc.
9608 Loiret Blvd.
Lenexa, KS 66219
(913)599-5665

ANALYTICAL RESULTS

Project: FORT SMITH, AR
Pace Project No.: 60169284

Sample: MW-38-201405 **Lab ID: 60169284010** Collected: 05/14/14 14:35 Received: 05/15/14 01:47 Matrix: Water

Parameters	Results	Units	Report Limit	MDL	DF	Prepared	Analyzed	CAS No.	Qual
2320B Alkalinity	Analytical Method: SM 2320B								
Alkalinity,Bicarbonate (CaCO3)	**103**	mg/L	20.0	1.9	1		05/20/14 09:42		
Alkalinity, Carbonate (CaCO3)	ND	mg/L	20.0	1.9	1		05/20/14 09:42		
Alkalinity, Total as CaCO3	**103**	mg/L	20.0	1.9	1		05/20/14 09:42		
Iron, Ferric (Calculation)	Analytical Method: SM 3500-Fe B#4								
Iron, Ferric	**0.50**	mg/L	0.20		1		06/02/14 00:00	7439-89-6	
4500H+ pH, Electrometric	Analytical Method: SM 4500-H+B								
pH at 25 Degrees C	**5.8**	Std. Units	0.10	0.10	1		05/27/14 00:00		1e,H6
4500S2D Sulfide, Total	Analytical Method: SM 4500-S-2 D								
Sulfide, Total	ND	mg/L	0.050	0.0096	1		05/21/14 10:15	18496-25-8	
300.0 IC Anions 28 Days	Analytical Method: EPA 300.0								
Chloride	**19.7**	mg/L	1.0	0.062	1		05/23/14 17:36	16887-00-6	
Sulfate	**21.0**	mg/L	2.0	1.0	2		05/25/14 15:06	14808-79-8	
350.1 Ammonia	Analytical Method: EPA 350.1								
Nitrogen, Ammonia	ND	mg/L	0.10	0.014	1		05/17/14 12:14	7664-41-7	
353.2 Nitrogen, NO2/NO3 unpres	Analytical Method: EPA 353.2								
Nitrogen, Nitrate	ND	mg/L	0.10	0.031	1		05/15/14 14:00		
Nitrogen, Nitrite	ND	mg/L	0.10	0.031	1		05/15/14 14:00		
Nitrogen, NO2 plus NO3	ND	mg/L	0.10	0.013	1		05/15/14 14:00		
Total Carbon Dioxide Calc	Analytical Method: SM 4500-CO2 D								
Carbon Dioxide Calculation	**447**	mg/L			1		05/28/14 00:00		
5310C TOC	Analytical Method: SM 5310C								
Total Organic Carbon	**1.3**	mg/L	1.0	0.50	1		05/30/14 14:28	7440-44-0	
SM4500P-E, Total Phosphorus	Analytical Method: SM 4500-P E Preparation Method: SM4500-P B								
Phosphate as P04	**0.10**	mg/L	0.030	0.015	1	05/27/14 14:20	05/27/14 16:06		

REPORT OF LABORATORY ANALYSIS

This report shall not be reproduced, except in full,
without the written consent of Pace Analytical Services, Inc..

Pace Analytical Services, Inc.
9608 Loiret Blvd.
Lenexa, KS 66219
(913)599-5665

ANALYTICAL RESULTS

Project: FORT SMITH, AR
Pace Project No.: 60169284

Sample: MW-46R-201405 **Lab ID: 60169284011** Collected: 05/14/14 13:55 Received: 05/15/14 01:47 Matrix: Water

Parameters	Results	Units	Report Limit	MDL	DF	Prepared	Analyzed	CAS No.	Qual
Alcohol by Direct Inject GCFID	Analytical Method: EPA 8015 - Alcohol								
2-Chloroethanol	ND	ug/L	10000	1190	1		05/20/14 16:58	107-07-3	
6010 MET ICP	Analytical Method: EPA 6010 Preparation Method: EPA 3010								
Iron	**65.0**	ug/L	50.0	24.0	1	05/23/14 15:30	05/27/14 15:57	7439-89-6	
Manganese	**113**	ug/L	5.0	2.5	1	05/23/14 15:30	05/27/14 15:57	7439-96-5	
8260 MSV	Analytical Method: EPA 5030B/8260								
Acetone	ND	ug/L	10.0	1.9	1		05/22/14 19:13	67-64-1	
Benzene	ND	ug/L	5.0	0.060	1		05/22/14 19:13	71-43-2	
Bromodichloromethane	ND	ug/L	5.0	0.19	1		05/22/14 19:13	75-27-4	
Bromoform	ND	ug/L	5.0	0.070	1		05/22/14 19:13	75-25-2	
Bromomethane	ND	ug/L	7.0	0.16	1		05/22/14 19:13	74-83-9	
2-Butanone (MEK)	ND	ug/L	10.0	0.59	1		05/22/14 19:13	78-93-3	
Carbon disulfide	ND	ug/L	10.0	0.12	1		05/22/14 19:13	75-15-0	
Carbon tetrachloride	ND	ug/L	5.0	0.18	1		05/22/14 19:13	56-23-5	
Chlorobenzene	ND	ug/L	5.0	0.21	1		05/22/14 19:13	108-90-7	
Chloroethane	ND	ug/L	10.0	0.15	1		05/22/14 19:13	75-00-3	
Chloroform	ND	ug/L	5.0	0.14	1		05/22/14 19:13	67-66-3	
Chloromethane	ND	ug/L	10.0	0.080	1		05/22/14 19:13	74-87-3	
Dibromochloromethane	ND	ug/L	5.0	0.21	1		05/22/14 19:13	124-48-1	
1,1-Dichloroethane	ND	ug/L	2.4	0.050	1		05/22/14 19:13	75-34-3	
1,2-Dichloroethane	ND	ug/L	5.0	0.12	1		05/22/14 19:13	107-06-2	
1,1-Dichloroethene	**1.5J**	ug/L	5.0	0.20	1		05/22/14 19:13	75-35-4	
cis-1,2-Dichloroethene	**12.8**	ug/L	5.0	0.080	1		05/22/14 19:13	156-59-2	
trans-1,2-Dichloroethene	**0.45J**	ug/L	5.0	0.20	1		05/22/14 19:13	156-60-5	
1,2-Dichloropropane	ND	ug/L	5.0	0.16	1		05/22/14 19:13	78-87-5	
cis-1,3-Dichloropropene	ND	ug/L	1.0	0.14	1		05/22/14 19:13	10061-01-5	
trans-1,3-Dichloropropene	ND	ug/L	1.0	0.12	1		05/22/14 19:13	10061-02-6	
Ethylbenzene	ND	ug/L	5.0	0.18	1		05/22/14 19:13	100-41-4	
2-Hexanone	ND	ug/L	10.0	1.2	1		05/22/14 19:13	591-78-6	
Methylene chloride	**0.16J**	ug/L	5.0	0.15	1		05/22/14 19:13	75-09-2	
4-Methyl-2-pentanone (MIBK)	ND	ug/L	10.0	0.42	1		05/22/14 19:13	108-10-1	
Styrene	ND	ug/L	5.0	0.12	1		05/22/14 19:13	100-42-5	
1,1,2,2-Tetrachloroethane	ND	ug/L	1.0	0.15	1		05/22/14 19:13	79-34-5	
Tetrachloroethene	ND	ug/L	5.0	0.10	1		05/22/14 19:13	127-18-4	
Toluene	ND	ug/L	5.0	0.17	1		05/22/14 19:13	108-88-3	
1,1,1-Trichloroethane	ND	ug/L	5.0	0.11	1		05/22/14 19:13	71-55-6	
1,1,2-Trichloroethane	ND	ug/L	5.0	0.20	1		05/22/14 19:13	79-00-5	
Trichloroethene	**471**	ug/L	50.0	1.7	10		05/20/14 06:09	79-01-6	
Vinyl chloride	**0.76J**	ug/L	2.0	0.13	1		05/22/14 19:13	75-01-4	
Xylene (Total)	ND	ug/L	5.0	0.42	1		05/22/14 19:13	1330-20-7	
Surrogates									
4-Bromofluorobenzene (S)	99	%	80-120		1		05/22/14 19:13	460-00-4	
1,2-Dichloroethane-d4 (S)	95	%	80-120		1		05/22/14 19:13	17060-07-0	
Toluene-d8 (S)	102	%	80-120		1		05/22/14 19:13	2037-26-5	
Preservation pH	**1.0**		0.10	0.10	1		05/22/14 19:13		

REPORT OF LABORATORY ANALYSIS

This report shall not be reproduced, except in full,
without the written consent of Pace Analytical Services, Inc..

Pace Analytical Services, Inc.
9608 Loiret Blvd.
Lenexa, KS 66219
(913)599-5665

ANALYTICAL RESULTS

Project: FORT SMITH, AR
Pace Project No.: 60169284

Sample: MW-46R-201405 **Lab ID: 60169284011** Collected: 05/14/14 13:55 Received: 05/15/14 01:47 Matrix: Water

Parameters	Results	Units	Report Limit	MDL	DF	Prepared	Analyzed	CAS No.	Qual
2320B Alkalinity	Analytical Method: SM 2320B								
Alkalinity,Bicarbonate (CaCO3)	**15.1J**	mg/L	20.0	1.9	1		05/20/14 09:45		
Alkalinity, Carbonate (CaCO3)	ND	mg/L	20.0	1.9	1		05/20/14 09:45		
Alkalinity, Total as CaCO3	**15.1J**	mg/L	20.0	1.9	1		05/20/14 09:45		
Iron, Ferric (Calculation)	Analytical Method: SM 3500-Fe B#4								
Iron, Ferric	**0.065J**	mg/L	0.20		1		06/02/14 00:00	7439-89-6	
4500H+ pH, Electrometric	Analytical Method: SM 4500-H+B								
pH at 25 Degrees C	**5.2**	Std. Units	0.10	0.10	1		05/27/14 00:00		1e,H6
4500S2D Sulfide, Total	Analytical Method: SM 4500-S-2 D								
Sulfide, Total	ND	mg/L	0.050	0.0096	1		05/21/14 10:15	18496-25-8	
300.0 IC Anions 28 Days	Analytical Method: EPA 300.0								
Chloride	**240**	mg/L	50.0	25.0	50		05/25/14 15:21	16887-00-6	
Sulfate	**0.69J**	mg/L	1.0	0.098	1		05/23/14 17:50	14808-79-8	
350.1 Ammonia	Analytical Method: EPA 350.1								
Nitrogen, Ammonia	ND	mg/L	0.10	0.014	1		05/17/14 12:15	7664-41-7	
353.2 Nitrogen, NO2/NO3 unpres	Analytical Method: EPA 353.2								
Nitrogen, Nitrate	**0.50**	mg/L	0.10	0.031	1		05/15/14 14:01		
Nitrogen, Nitrite	ND	mg/L	0.10	0.031	1		05/15/14 14:01		
Nitrogen, NO2 plus NO3	**0.50**	mg/L	0.10	0.013	1		05/15/14 14:01		
Total Carbon Dioxide Calc	Analytical Method: SM 4500-CO2 D								
Carbon Dioxide Calculation	**0.0**	mg/L			1		05/28/14 00:00		
5310C TOC	Analytical Method: SM 5310C								
Total Organic Carbon	ND	mg/L	1.0	0.50	1		05/30/14 15:07	7440-44-0	
SM4500P-E, Total Phosphorus	Analytical Method: SM 4500-P E Preparation Method: SM4500-P B								
Phosphate as P04	**0.032**	mg/L	0.030	0.015	1	05/28/14 12:48	05/28/14 15:05		

REPORT OF LABORATORY ANALYSIS

This report shall not be reproduced, except in full,
without the written consent of Pace Analytical Services, Inc..

Pace Analytical Services, Inc.
9608 Loiret Blvd.
Lenexa, KS 66219
(913)599-5665

ANALYTICAL RESULTS

Project: FORT SMITH, AR
Pace Project No.: 60169284

Sample: MW-62-201405 **Lab ID: 60169284012** Collected: 05/14/14 11:50 Received: 05/15/14 01:47 Matrix: Water

Parameters	Results	Units	Report Limit	MDL	DF	Prepared	Analyzed	CAS No.	Qual
Alcohol by Direct Inject GCFID	Analytical Method: EPA 8015 - Alcohol								
2-Chloroethanol	ND	ug/L	10000	1190	1		05/20/14 17:21	107-07-3	
6010 MET ICP	Analytical Method: EPA 6010 Preparation Method: EPA 3010								
Iron	**25.6J**	ug/L	50.0	24.0	1	05/23/14 15:30	05/27/14 15:59	7439-89-6	
Manganese	**35.4**	ug/L	5.0	2.5	1	05/23/14 15:30	05/27/14 15:59	7439-96-5	
8260 MSV	Analytical Method: EPA 5030B/8260								
Acetone	ND	ug/L	10.0	1.9	1		05/20/14 06:23	67-64-1	
Benzene	ND	ug/L	5.0	0.060	1		05/20/14 06:23	71-43-2	
Bromodichloromethane	ND	ug/L	5.0	0.19	1		05/20/14 06:23	75-27-4	
Bromoform	ND	ug/L	5.0	0.070	1		05/20/14 06:23	75-25-2	
Bromomethane	ND	ug/L	7.0	0.16	1		05/20/14 06:23	74-83-9	
2-Butanone (MEK)	ND	ug/L	10.0	0.59	1		05/20/14 06:23	78-93-3	
Carbon disulfide	ND	ug/L	10.0	0.12	1		05/20/14 06:23	75-15-0	
Carbon tetrachloride	ND	ug/L	5.0	0.18	1		05/20/14 06:23	56-23-5	
Chlorobenzene	ND	ug/L	5.0	0.21	1		05/20/14 06:23	108-90-7	
Chloroethane	ND	ug/L	10.0	0.15	1		05/20/14 06:23	75-00-3	
Chloroform	ND	ug/L	5.0	0.14	1		05/20/14 06:23	67-66-3	
Chloromethane	ND	ug/L	10.0	0.080	1		05/20/14 06:23	74-87-3	
Dibromochloromethane	ND	ug/L	5.0	0.21	1		05/20/14 06:23	124-48-1	
1,1-Dichloroethane	ND	ug/L	2.4	0.050	1		05/20/14 06:23	75-34-3	
1,2-Dichloroethane	ND	ug/L	5.0	0.12	1		05/20/14 06:23	107-06-2	
1,1-Dichloroethene	ND	ug/L	5.0	0.20	1		05/20/14 06:23	75-35-4	
cis-1,2-Dichloroethene	ND	ug/L	5.0	0.080	1		05/20/14 06:23	156-59-2	
trans-1,2-Dichloroethene	ND	ug/L	5.0	0.20	1		05/20/14 06:23	156-60-5	
1,2-Dichloropropane	ND	ug/L	5.0	0.16	1		05/20/14 06:23	78-87-5	
cis-1,3-Dichloropropene	ND	ug/L	1.0	0.14	1		05/20/14 06:23	10061-01-5	
trans-1,3-Dichloropropene	ND	ug/L	1.0	0.12	1		05/20/14 06:23	10061-02-6	
Ethylbenzene	ND	ug/L	5.0	0.18	1		05/20/14 06:23	100-41-4	
2-Hexanone	ND	ug/L	10.0	1.2	1		05/20/14 06:23	591-78-6	
Methylene chloride	ND	ug/L	5.0	0.15	1		05/20/14 06:23	75-09-2	
4-Methyl-2-pentanone (MIBK)	ND	ug/L	10.0	0.42	1		05/20/14 06:23	108-10-1	
Styrene	ND	ug/L	5.0	0.12	1		05/20/14 06:23	100-42-5	
1,1,2,2-Tetrachloroethane	ND	ug/L	1.0	0.15	1		05/20/14 06:23	79-34-5	
Tetrachloroethene	ND	ug/L	5.0	0.10	1		05/20/14 06:23	127-18-4	
Toluene	ND	ug/L	5.0	0.17	1		05/20/14 06:23	108-88-3	
1,1,1-Trichloroethane	ND	ug/L	5.0	0.11	1		05/20/14 06:23	71-55-6	
1,1,2-Trichloroethane	ND	ug/L	5.0	0.20	1		05/20/14 06:23	79-00-5	
Trichloroethene	**0.62J**	ug/L	5.0	0.17	1		05/20/14 06:23	79-01-6	
Vinyl chloride	ND	ug/L	2.0	0.13	1		05/20/14 06:23	75-01-4	
Xylene (Total)	ND	ug/L	5.0	0.42	1		05/20/14 06:23	1330-20-7	
Surrogates									
4-Bromofluorobenzene (S)	100	%	80-120		1		05/20/14 06:23	460-00-4	
1,2-Dichloroethane-d4 (S)	100	%	80-120		1		05/20/14 06:23	17060-07-0	
Toluene-d8 (S)	99	%	80-120		1		05/20/14 06:23	2037-26-5	
Preservation pH	**1.0**		0.10	0.10	1		05/20/14 06:23		

REPORT OF LABORATORY ANALYSIS

This report shall not be reproduced, except in full,
without the written consent of Pace Analytical Services, Inc..

Pace Analytical Services, Inc.
9608 Loiret Blvd.
Lenexa, KS 66219
(913)599-5665

ANALYTICAL RESULTS

Project: FORT SMITH, AR
Pace Project No.: 60169284

Sample: MW-62-201405 **Lab ID: 60169284012** Collected: 05/14/14 11:50 Received: 05/15/14 01:47 Matrix: Water

Parameters	Results	Units	Report Limit	MDL	DF	Prepared	Analyzed	CAS No.	Qual
2320B Alkalinity	Analytical Method: SM 2320B								
Alkalinity,Bicarbonate (CaCO3)	**36.1**	mg/L	20.0	1.9	1		05/20/14 09:48		
Alkalinity, Carbonate (CaCO3)	ND	mg/L	20.0	1.9	1		05/20/14 09:48		
Alkalinity, Total as CaCO3	**36.1**	mg/L	20.0	1.9	1		05/20/14 09:48		
Iron, Ferric (Calculation)	Analytical Method: SM 3500-Fe B#4								
Iron, Ferric	**0.0J**	mg/L	0.20		1		06/03/14 00:00	7439-89-6	
4500H+ pH, Electrometric	Analytical Method: SM 4500-H+B								
pH at 25 Degrees C	**5.5**	Std. Units	0.10	0.10	1		05/27/14 00:00		1e,H6
4500S2D Sulfide, Total	Analytical Method: SM 4500-S-2 D								
Sulfide, Total	ND	mg/L	0.050	0.0096	1		05/21/14 10:15	18496-25-8	
300.0 IC Anions 28 Days	Analytical Method: EPA 300.0								
Chloride	**150**	mg/L	20.0	10.0	20		05/25/14 15:35	16887-00-6	
Sulfate	**4.2**	mg/L	1.0	0.098	1		05/23/14 18:05	14808-79-8	
350.1 Ammonia	Analytical Method: EPA 350.1								
Nitrogen, Ammonia	ND	mg/L	0.10	0.014	1		05/17/14 12:16	7664-41-7	
353.2 Nitrogen, NO2/NO3 unpres	Analytical Method: EPA 353.2								
Nitrogen, Nitrate	**0.73**	mg/L	0.10	0.031	1		05/15/14 14:02		
Nitrogen, Nitrite	ND	mg/L	0.10	0.031	1		05/15/14 14:02		
Nitrogen, NO2 plus NO3	**0.73**	mg/L	0.10	0.013	1		05/15/14 14:02		
Total Carbon Dioxide Calc	Analytical Method: SM 4500-CO2 D								
Carbon Dioxide Calculation	**240**	mg/L			1		05/28/14 00:00		
5310C TOC	Analytical Method: SM 5310C								
Total Organic Carbon	ND	mg/L	1.0	0.50	1		05/30/14 15:26	7440-44-0	
SM4500P-E, Total Phosphorus	Analytical Method: SM 4500-P E Preparation Method: SM4500-P B								
Phosphate as P04	**0.084**	mg/L	0.030	0.015	1	05/28/14 12:48	05/28/14 15:07		

REPORT OF LABORATORY ANALYSIS

This report shall not be reproduced, except in full,
without the written consent of Pace Analytical Services, Inc..

Pace Analytical Services, Inc.
9608 Loiret Blvd.
Lenexa, KS 66219
(913)599-5665

ANALYTICAL RESULTS

Project: FORT SMITH, AR
Pace Project No.: 60169284

Sample: MW-63-201405 **Lab ID: 60169284013** Collected: 05/14/14 09:20 Received: 05/15/14 01:47 Matrix: Water

Parameters	Results	Units	Report Limit	MDL	DF	Prepared	Analyzed	CAS No.	Qual
Alcohol by Direct Inject GCFID	Analytical Method: EPA 8015 - Alcohol								
2-Chloroethanol	ND	ug/L	10000	1190	1		05/20/14 18:51	107-07-3	
6010 MET ICP	Analytical Method: EPA 6010 Preparation Method: EPA 3010								
Iron	**719**	ug/L	50.0	24.0	1	05/23/14 15:30	05/27/14 16:01	7439-89-6	
Manganese	**38.0**	ug/L	5.0	2.5	1	05/23/14 15:30	05/27/14 16:01	7439-96-5	
8260 MSV	Analytical Method: EPA 5030B/8260								
Acetone	ND	ug/L	10.0	1.9	1		05/20/14 06:37	67-64-1	
Benzene	ND	ug/L	5.0	0.060	1		05/20/14 06:37	71-43-2	
Bromodichloromethane	ND	ug/L	5.0	0.19	1		05/20/14 06:37	75-27-4	
Bromoform	ND	ug/L	5.0	0.070	1		05/20/14 06:37	75-25-2	
Bromomethane	ND	ug/L	7.0	0.16	1		05/20/14 06:37	74-83-9	
2-Butanone (MEK)	ND	ug/L	10.0	0.59	1		05/20/14 06:37	78-93-3	
Carbon disulfide	ND	ug/L	10.0	0.12	1		05/20/14 06:37	75-15-0	
Carbon tetrachloride	ND	ug/L	5.0	0.18	1		05/20/14 06:37	56-23-5	
Chlorobenzene	ND	ug/L	5.0	0.21	1		05/20/14 06:37	108-90-7	
Chloroethane	ND	ug/L	10.0	0.15	1		05/20/14 06:37	75-00-3	
Chloroform	ND	ug/L	5.0	0.14	1		05/20/14 06:37	67-66-3	
Chloromethane	ND	ug/L	10.0	0.080	1		05/20/14 06:37	74-87-3	
Dibromochloromethane	ND	ug/L	5.0	0.21	1		05/20/14 06:37	124-48-1	
1,1-Dichloroethane	ND	ug/L	2.4	0.050	1		05/20/14 06:37	75-34-3	
1,2-Dichloroethane	ND	ug/L	5.0	0.12	1		05/20/14 06:37	107-06-2	
1,1-Dichloroethene	ND	ug/L	5.0	0.20	1		05/20/14 06:37	75-35-4	
cis-1,2-Dichloroethene	**0.61J**	ug/L	5.0	0.080	1		05/20/14 06:37	156-59-2	
trans-1,2-Dichloroethene	ND	ug/L	5.0	0.20	1		05/20/14 06:37	156-60-5	
1,2-Dichloropropane	ND	ug/L	5.0	0.16	1		05/20/14 06:37	78-87-5	
cis-1,3-Dichloropropene	ND	ug/L	1.0	0.14	1		05/20/14 06:37	10061-01-5	
trans-1,3-Dichloropropene	ND	ug/L	1.0	0.12	1		05/20/14 06:37	10061-02-6	
Ethylbenzene	ND	ug/L	5.0	0.18	1		05/20/14 06:37	100-41-4	
2-Hexanone	ND	ug/L	10.0	1.2	1		05/20/14 06:37	591-78-6	
Methylene chloride	ND	ug/L	5.0	0.15	1		05/20/14 06:37	75-09-2	
4-Methyl-2-pentanone (MIBK)	ND	ug/L	10.0	0.42	1		05/20/14 06:37	108-10-1	
Styrene	ND	ug/L	5.0	0.12	1		05/20/14 06:37	100-42-5	
1,1,2,2-Tetrachloroethane	ND	ug/L	1.0	0.15	1		05/20/14 06:37	79-34-5	
Tetrachloroethene	ND	ug/L	5.0	0.10	1		05/20/14 06:37	127-18-4	
Toluene	ND	ug/L	5.0	0.17	1		05/20/14 06:37	108-88-3	
1,1,1-Trichloroethane	ND	ug/L	5.0	0.11	1		05/20/14 06:37	71-55-6	
1,1,2-Trichloroethane	ND	ug/L	5.0	0.20	1		05/20/14 06:37	79-00-5	
Trichloroethene	**12.2**	ug/L	5.0	0.17	1		05/20/14 06:37	79-01-6	
Vinyl chloride	**0.13J**	ug/L	2.0	0.13	1		05/20/14 06:37	75-01-4	
Xylene (Total)	ND	ug/L	5.0	0.42	1		05/20/14 06:37	1330-20-7	
Surrogates									
4-Bromofluorobenzene (S)	101	%	80-120		1		05/20/14 06:37	460-00-4	
1,2-Dichloroethane-d4 (S)	98	%	80-120		1		05/20/14 06:37	17060-07-0	
Toluene-d8 (S)	98	%	80-120		1		05/20/14 06:37	2037-26-5	
Preservation pH	**1.0**		0.10	0.10	1		05/20/14 06:37		

REPORT OF LABORATORY ANALYSIS

This report shall not be reproduced, except in full,
without the written consent of Pace Analytical Services, Inc..

Pace Analytical Services, Inc.
9608 Loiret Blvd.
Lenexa, KS 66219
(913)599-5665

ANALYTICAL RESULTS

Project: FORT SMITH, AR
Pace Project No.: 60169284

Sample: MW-63-201405 **Lab ID: 60169284013** Collected: 05/14/14 09:20 Received: 05/15/14 01:47 Matrix: Water

Parameters	Results	Units	Report Limit	MDL	DF	Prepared	Analyzed	CAS No.	Qual
2320B Alkalinity	Analytical Method: SM 2320B								
Alkalinity,Bicarbonate (CaCO3)	**43.5**	mg/L	20.0	1.9	1		05/20/14 09:51		
Alkalinity, Carbonate (CaCO3)	ND	mg/L	20.0	1.9	1		05/20/14 09:51		
Alkalinity, Total as CaCO3	**43.5**	mg/L	20.0	1.9	1		05/20/14 09:51		
Iron, Ferric (Calculation)	Analytical Method: SM 3500-Fe B#4								
Iron, Ferric	**0.69**	mg/L	0.20		1		06/02/14 00:00	7439-89-6	
4500H+ pH, Electrometric	Analytical Method: SM 4500-H+B								
pH at 25 Degrees C	**5.4**	Std. Units	0.10	0.10	1		05/27/14 00:00		1e,H6
4500S2D Sulfide, Total	Analytical Method: SM 4500-S-2 D								
Sulfide, Total	ND	mg/L	0.050	0.0096	1		05/21/14 10:15	18496-25-8	
300.0 IC Anions 28 Days	Analytical Method: EPA 300.0								
Chloride	**142**	mg/L	10.0	5.0	10		05/25/14 15:50	16887-00-6	
Sulfate	**8.9**	mg/L	1.0	0.098	1		05/23/14 18:19	14808-79-8	
350.1 Ammonia	Analytical Method: EPA 350.1								
Nitrogen, Ammonia	ND	mg/L	0.10	0.014	1		05/17/14 12:19	7664-41-7	
353.2 Nitrogen, NO2/NO3 unpres	Analytical Method: EPA 353.2								
Nitrogen, Nitrate	**0.38**	mg/L	0.10	0.031	1		05/15/14 14:03		
Nitrogen, Nitrite	ND	mg/L	0.10	0.031	1		05/15/14 14:03		
Nitrogen, NO2 plus NO3	**0.38**	mg/L	0.10	0.013	1		05/15/14 14:03		
Total Carbon Dioxide Calc	Analytical Method: SM 4500-CO2 D								
Carbon Dioxide Calculation	**401**	mg/L			1		05/28/14 00:00		
5310C TOC	Analytical Method: SM 5310C								
Total Organic Carbon	ND	mg/L	1.0	0.50	1		05/29/14 09:53	7440-44-0	M1
SM4500P-E, Total Phosphorus	Analytical Method: SM 4500-P E Preparation Method: SM4500-P B								
Phosphate as P04	ND	mg/L	0.030	0.015	1	05/28/14 12:48	05/28/14 15:07		

REPORT OF LABORATORY ANALYSIS

This report shall not be reproduced, except in full,
without the written consent of Pace Analytical Services, Inc..

Pace Analytical Services, Inc.
9608 Loiret Blvd.
Lenexa, KS 66219
(913)599-5665

ANALYTICAL RESULTS

Project: FORT SMITH, AR
Pace Project No.: 60169284

Sample: MW-65-201405 **Lab ID: 60169284014** Collected: 05/14/14 09:15 Received: 05/15/14 01:47 Matrix: Water

Parameters	Results	Units	Report Limit	MDL	DF	Prepared	Analyzed	CAS No.	Qual
Alcohol by Direct Inject GCFID	Analytical Method: EPA 8015 - Alcohol								
2-Chloroethanol	ND	ug/L	10000	1190	1		05/20/14 19:02	107-07-3	
6010 MET ICP	Analytical Method: EPA 6010 Preparation Method: EPA 3010								
Iron	**303**	ug/L	50.0	24.0	1	05/23/14 15:30	05/27/14 16:03	7439-89-6	
Manganese	**857**	ug/L	5.0	2.5	1	05/23/14 15:30	05/27/14 16:03	7439-96-5	
8260 MSV	Analytical Method: EPA 5030B/8260								
Acetone	**2.7J**	ug/L	10.0	1.9	1		05/22/14 19:28	67-64-1	
Benzene	**0.12J**	ug/L	5.0	0.060	1		05/22/14 19:28	71-43-2	
Bromodichloromethane	ND	ug/L	5.0	0.19	1		05/22/14 19:28	75-27-4	
Bromoform	**25.3**	ug/L	5.0	0.070	1		05/22/14 19:28	75-25-2	
Bromomethane	ND	ug/L	7.0	0.16	1		05/22/14 19:28	74-83-9	
2-Butanone (MEK)	ND	ug/L	10.0	0.59	1		05/22/14 19:28	78-93-3	
Carbon disulfide	ND	ug/L	10.0	0.12	1		05/22/14 19:28	75-15-0	
Carbon tetrachloride	ND	ug/L	5.0	0.18	1		05/22/14 19:28	56-23-5	
Chlorobenzene	ND	ug/L	5.0	0.21	1		05/22/14 19:28	108-90-7	
Chloroethane	ND	ug/L	10.0	0.15	1		05/22/14 19:28	75-00-3	
Chloroform	**0.17J**	ug/L	5.0	0.14	1		05/22/14 19:28	67-66-3	
Chloromethane	ND	ug/L	10.0	0.080	1		05/22/14 19:28	74-87-3	
Dibromochloromethane	**0.93J**	ug/L	5.0	0.21	1		05/22/14 19:28	124-48-1	
1,1-Dichloroethane	ND	ug/L	2.4	0.050	1		05/22/14 19:28	75-34-3	
1,2-Dichloroethane	ND	ug/L	5.0	0.12	1		05/22/14 19:28	107-06-2	
1,1-Dichloroethene	ND	ug/L	5.0	0.20	1		05/22/14 19:28	75-35-4	
cis-1,2-Dichloroethene	**6.9**	ug/L	5.0	0.080	1		05/22/14 19:28	156-59-2	
trans-1,2-Dichloroethene	**0.78J**	ug/L	5.0	0.20	1		05/22/14 19:28	156-60-5	
1,2-Dichloropropane	ND	ug/L	5.0	0.16	1		05/22/14 19:28	78-87-5	
cis-1,3-Dichloropropene	ND	ug/L	1.0	0.14	1		05/22/14 19:28	10061-01-5	
trans-1,3-Dichloropropene	ND	ug/L	1.0	0.12	1		05/22/14 19:28	10061-02-6	
Ethylbenzene	ND	ug/L	5.0	0.18	1		05/22/14 19:28	100-41-4	
2-Hexanone	ND	ug/L	10.0	1.2	1		05/22/14 19:28	591-78-6	
Methylene chloride	**0.15J**	ug/L	5.0	0.15	1		05/22/14 19:28	75-09-2	
4-Methyl-2-pentanone (MIBK)	ND	ug/L	10.0	0.42	1		05/22/14 19:28	108-10-1	
Styrene	ND	ug/L	5.0	0.12	1		05/22/14 19:28	100-42-5	
1,1,2,2-Tetrachloroethane	ND	ug/L	1.0	0.15	1		05/22/14 19:28	79-34-5	
Tetrachloroethene	ND	ug/L	5.0	0.10	1		05/22/14 19:28	127-18-4	
Toluene	ND	ug/L	5.0	0.17	1		05/22/14 19:28	108-88-3	
1,1,1-Trichloroethane	ND	ug/L	5.0	0.11	1		05/22/14 19:28	71-55-6	
1,1,2-Trichloroethane	ND	ug/L	5.0	0.20	1		05/22/14 19:28	79-00-5	
Trichloroethene	**195**	ug/L	5.0	0.17	1		05/22/14 19:28	79-01-6	
Vinyl chloride	ND	ug/L	2.0	0.13	1		05/22/14 19:28	75-01-4	
Xylene (Total)	ND	ug/L	5.0	0.42	1		05/22/14 19:28	1330-20-7	
Surrogates									
4-Bromofluorobenzene (S)	99	%	80-120		1		05/22/14 19:28	460-00-4	
1,2-Dichloroethane-d4 (S)	96	%	80-120		1		05/22/14 19:28	17060-07-0	
Toluene-d8 (S)	100	%	80-120		1		05/22/14 19:28	2037-26-5	
Preservation pH	**1.0**		0.10	0.10	1		05/22/14 19:28		

REPORT OF LABORATORY ANALYSIS

This report shall not be reproduced, except in full,
without the written consent of Pace Analytical Services, Inc..

Pace Analytical Services, Inc.
9608 Loiret Blvd.
Lenexa, KS 66219
(913)599-5665

ANALYTICAL RESULTS

Project: FORT SMITH, AR
Pace Project No.: 60169284

Sample: MW-65-201405 **Lab ID: 60169284014** Collected: 05/14/14 09:15 Received: 05/15/14 01:47 Matrix: Water

Parameters	Results	Units	Report Limit	MDL	DF	Prepared	Analyzed	CAS No.	Qual
2320B Alkalinity	Analytical Method: SM 2320B								
Alkalinity,Bicarbonate (CaCO3)	**13.8J**	mg/L	20.0	1.9	1		05/20/14 10:02		
Alkalinity, Carbonate (CaCO3)	ND	mg/L	20.0	1.9	1		05/20/14 10:02		
Alkalinity, Total as CaCO3	**13.8J**	mg/L	20.0	1.9	1		05/20/14 10:02		
Iron, Ferric (Calculation)	Analytical Method: SM 3500-Fe B#4								
Iron, Ferric	**0.28**	mg/L	0.20		1		06/02/14 00:00	7439-89-6	
4500H+ pH, Electrometric	Analytical Method: SM 4500-H+B								
pH at 25 Degrees C	**4.9**	Std. Units	0.10	0.10	1		05/27/14 00:00		1e,H6
4500S2D Sulfide, Total	Analytical Method: SM 4500-S-2 D								
Sulfide, Total	ND	mg/L	0.050	0.0096	1		05/21/14 10:16	18496-25-8	
300.0 IC Anions 28 Days	Analytical Method: EPA 300.0								
Chloride	**381**	mg/L	50.0	25.0	50		05/25/14 16:19	16887-00-6	
Sulfate	**73.3**	mg/L	5.0	2.5	5		05/25/14 16:05	14808-79-8	
350.1 Ammonia	Analytical Method: EPA 350.1								
Nitrogen, Ammonia	ND	mg/L	0.10	0.014	1		05/17/14 12:20	7664-41-7	
353.2 Nitrogen, NO2/NO3 unpres	Analytical Method: EPA 353.2								
Nitrogen, Nitrate	**0.77**	mg/L	0.10	0.031	1		05/15/14 14:06		
Nitrogen, Nitrite	ND	mg/L	0.10	0.031	1		05/15/14 14:06		
Nitrogen, NO2 plus NO3	**0.77**	mg/L	0.10	0.013	1		05/15/14 14:06		
Total Carbon Dioxide Calc	Analytical Method: SM 4500-CO2 D								
Carbon Dioxide Calculation	**0.0**	mg/L			1		05/28/14 00:00		
5310C TOC	Analytical Method: SM 5310C								
Total Organic Carbon	**0.52J**	mg/L	1.0	0.50	1		05/29/14 10:32	7440-44-0	
SM4500P-E, Total Phosphorus	Analytical Method: SM 4500-P E Preparation Method: SM4500-P B								
Phosphate as P04	**0.028J**	mg/L	0.030	0.015	1	05/28/14 12:48	05/28/14 15:07		

REPORT OF LABORATORY ANALYSIS

This report shall not be reproduced, except in full,
without the written consent of Pace Analytical Services, Inc..

Pace Analytical Services, Inc.
9608 Loiret Blvd.
Lenexa, KS 66219
(913)599-5665

ANALYTICAL RESULTS

Project: FORT SMITH, AR
Pace Project No.: 60169284

Sample: MW-68-201405 **Lab ID: 60169284015** Collected: 05/14/14 15:35 Received: 05/15/14 01:47 Matrix: Water

Parameters	Results	Units	Report Limit	MDL	DF	Prepared	Analyzed	CAS No.	Qual
Alcohol by Direct Inject GCFID	Analytical Method: EPA 8015 - Alcohol								
2-Chloroethanol	ND	ug/L	10000	1190	1		05/20/14 19:14	107-07-3	
6010 MET ICP	Analytical Method: EPA 6010 Preparation Method: EPA 3010								
Iron	ND	ug/L	50.0	24.0	1	05/23/14 15:30	05/27/14 16:06	7439-89-6	
Manganese	**805**	ug/L	5.0	2.5	1	05/23/14 15:30	05/27/14 16:06	7439-96-5	
8260 MSV	Analytical Method: EPA 5030B/8260								
Acetone	ND	ug/L	10.0	1.9	1		05/20/14 07:06	67-64-1	
Benzene	ND	ug/L	5.0	0.060	1		05/20/14 07:06	71-43-2	
Bromodichloromethane	ND	ug/L	5.0	0.19	1		05/20/14 07:06	75-27-4	
Bromoform	**0.14J**	ug/L	5.0	0.070	1		05/20/14 07:06	75-25-2	
Bromomethane	ND	ug/L	7.0	0.16	1		05/20/14 07:06	74-83-9	
2-Butanone (MEK)	ND	ug/L	10.0	0.59	1		05/20/14 07:06	78-93-3	
Carbon disulfide	ND	ug/L	10.0	0.12	1		05/20/14 07:06	75-15-0	
Carbon tetrachloride	ND	ug/L	5.0	0.18	1		05/20/14 07:06	56-23-5	
Chlorobenzene	ND	ug/L	5.0	0.21	1		05/20/14 07:06	108-90-7	
Chloroethane	ND	ug/L	10.0	0.15	1		05/20/14 07:06	75-00-3	
Chloroform	ND	ug/L	5.0	0.14	1		05/20/14 07:06	67-66-3	
Chloromethane	ND	ug/L	10.0	0.080	1		05/20/14 07:06	74-87-3	
Dibromochloromethane	ND	ug/L	5.0	0.21	1		05/20/14 07:06	124-48-1	
1,1-Dichloroethane	ND	ug/L	2.4	0.050	1		05/20/14 07:06	75-34-3	
1,2-Dichloroethane	ND	ug/L	5.0	0.12	1		05/20/14 07:06	107-06-2	
1,1-Dichloroethene	ND	ug/L	5.0	0.20	1		05/20/14 07:06	75-35-4	
cis-1,2-Dichloroethene	ND	ug/L	5.0	0.080	1		05/20/14 07:06	156-59-2	
trans-1,2-Dichloroethene	ND	ug/L	5.0	0.20	1		05/20/14 07:06	156-60-5	
1,2-Dichloropropane	ND	ug/L	5.0	0.16	1		05/20/14 07:06	78-87-5	
cis-1,3-Dichloropropene	ND	ug/L	1.0	0.14	1		05/20/14 07:06	10061-01-5	
trans-1,3-Dichloropropene	ND	ug/L	1.0	0.12	1		05/20/14 07:06	10061-02-6	
Ethylbenzene	ND	ug/L	5.0	0.18	1		05/20/14 07:06	100-41-4	
2-Hexanone	ND	ug/L	10.0	1.2	1		05/20/14 07:06	591-78-6	
Methylene chloride	ND	ug/L	5.0	0.15	1		05/20/14 07:06	75-09-2	
4-Methyl-2-pentanone (MIBK)	ND	ug/L	10.0	0.42	1		05/20/14 07:06	108-10-1	
Styrene	ND	ug/L	5.0	0.12	1		05/20/14 07:06	100-42-5	
1,1,2,2-Tetrachloroethane	ND	ug/L	1.0	0.15	1		05/20/14 07:06	79-34-5	
Tetrachloroethene	ND	ug/L	5.0	0.10	1		05/20/14 07:06	127-18-4	
Toluene	ND	ug/L	5.0	0.17	1		05/20/14 07:06	108-88-3	
1,1,1-Trichloroethane	ND	ug/L	5.0	0.11	1		05/20/14 07:06	71-55-6	
1,1,2-Trichloroethane	ND	ug/L	5.0	0.20	1		05/20/14 07:06	79-00-5	
Trichloroethene	**0.49J**	ug/L	5.0	0.17	1		05/20/14 07:06	79-01-6	
Vinyl chloride	ND	ug/L	2.0	0.13	1		05/20/14 07:06	75-01-4	
Xylene (Total)	ND	ug/L	5.0	0.42	1		05/20/14 07:06	1330-20-7	
Surrogates									
4-Bromofluorobenzene (S)	96	%	80-120		1		05/20/14 07:06	460-00-4	
1,2-Dichloroethane-d4 (S)	103	%	80-120		1		05/20/14 07:06	17060-07-0	
Toluene-d8 (S)	97	%	80-120		1		05/20/14 07:06	2037-26-5	
Preservation pH	**1.0**		0.10	0.10	1		05/20/14 07:06		

REPORT OF LABORATORY ANALYSIS

This report shall not be reproduced, except in full,
without the written consent of Pace Analytical Services, Inc..

Pace Analytical Services, Inc.
9608 Loiret Blvd.
Lenexa, KS 66219
(913)599-5665

ANALYTICAL RESULTS

Project: FORT SMITH, AR
Pace Project No.: 60169284

Sample: MW-68-201405 **Lab ID: 60169284015** Collected: 05/14/14 15:35 Received: 05/15/14 01:47 Matrix: Water

Parameters	Results	Units	Report Limit	MDL	DF	Prepared	Analyzed	CAS No.	Qual
2320B Alkalinity	Analytical Method: SM 2320B								
Alkalinity,Bicarbonate (CaCO3)	**8.0J**	mg/L	20.0	1.9	1		05/20/14 10:05		
Alkalinity, Carbonate (CaCO3)	ND	mg/L	20.0	1.9	1		05/20/14 10:05		
Alkalinity, Total as CaCO3	**8.0J**	mg/L	20.0	1.9	1		05/20/14 10:05		
Iron, Ferric (Calculation)	Analytical Method: SM 3500-Fe B#4								
Iron, Ferric	**0.0J**	mg/L	0.20		1		06/02/14 00:00	7439-89-6	
4500H+ pH, Electrometric	Analytical Method: SM 4500-H+B								
pH at 25 Degrees C	**4.8**	Std. Units	0.10	0.10	1		05/27/14 00:00		1e,H6
4500S2D Sulfide, Total	Analytical Method: SM 4500-S-2 D								
Sulfide, Total	ND	mg/L	0.050	0.0096	1		05/21/14 10:16	18496-25-8	
300.0 IC Anions 28 Days	Analytical Method: EPA 300.0								
Chloride	**306**	mg/L	50.0	25.0	50		05/25/14 16:34	16887-00-6	
Sulfate	**1.5**	mg/L	1.0	0.098	1		05/23/14 18:48	14808-79-8	
350.1 Ammonia	Analytical Method: EPA 350.1								
Nitrogen, Ammonia	ND	mg/L	0.10	0.014	1		05/17/14 12:21	7664-41-7	
353.2 Nitrogen, NO2/NO3 unpres	Analytical Method: EPA 353.2								
Nitrogen, Nitrate	ND	mg/L	0.10	0.031	1		05/15/14 14:06		
Nitrogen, Nitrite	ND	mg/L	0.10	0.031	1		05/15/14 14:06		
Nitrogen, NO2 plus NO3	ND	mg/L	0.10	0.013	1		05/15/14 14:06		
Total Carbon Dioxide Calc	Analytical Method: SM 4500-CO2 D								
Carbon Dioxide Calculation	**0.0**	mg/L			1		05/28/14 00:00		
5310C TOC	Analytical Method: SM 5310C								
Total Organic Carbon	ND	mg/L	1.0	0.50	1		05/29/14 11:11	7440-44-0	
SM4500P-E, Total Phosphorus	Analytical Method: SM 4500-P E Preparation Method: SM4500-P B								
Phosphate as P04	**0.066**	mg/L	0.030	0.015	1	05/28/14 12:48	05/28/14 15:08		

REPORT OF LABORATORY ANALYSIS

This report shall not be reproduced, except in full,
without the written consent of Pace Analytical Services, Inc..

Pace Analytical Services, Inc.
9608 Loiret Blvd.
Lenexa, KS 66219
(913)599-5665

ANALYTICAL RESULTS

Project: FORT SMITH, AR
Pace Project No.: 60169284

Sample: ITMW-21-201405 **Lab ID: 60169284016** Collected: 05/14/14 09:20 Received: 05/15/14 01:47 Matrix: Water

Parameters	Results	Units	Report Limit	MDL	DF	Prepared	Analyzed	CAS No.	Qual
Alcohol by Direct Inject GCFID	Analytical Method: EPA 8015 - Alcohol								
2-Chloroethanol	ND	ug/L	10000	1190	1		05/20/14 19:25	107-07-3	
6010 MET ICP	Analytical Method: EPA 6010 Preparation Method: EPA 3010								
Iron	ND	ug/L	50.0	24.0	1	05/23/14 15:30	05/27/14 16:08	7439-89-6	
Manganese	**380**	ug/L	5.0	2.5	1	05/23/14 15:30	05/27/14 16:08	7439-96-5	
8260 MSV	Analytical Method: EPA 5030B/8260								
Acetone	ND	ug/L	10.0	1.9	1		05/21/14 10:51	67-64-1	
Benzene	ND	ug/L	5.0	0.060	1		05/21/14 10:51	71-43-2	
Bromodichloromethane	ND	ug/L	5.0	0.19	1		05/21/14 10:51	75-27-4	
Bromoform	ND	ug/L	5.0	0.070	1		05/21/14 10:51	75-25-2	
Bromomethane	ND	ug/L	7.0	0.16	1		05/21/14 10:51	74-83-9	
2-Butanone (MEK)	ND	ug/L	10.0	0.59	1		05/21/14 10:51	78-93-3	
Carbon disulfide	ND	ug/L	10.0	0.12	1		05/21/14 10:51	75-15-0	
Carbon tetrachloride	ND	ug/L	5.0	0.18	1		05/21/14 10:51	56-23-5	
Chlorobenzene	ND	ug/L	5.0	0.21	1		05/21/14 10:51	108-90-7	
Chloroethane	ND	ug/L	10.0	0.15	1		05/21/14 10:51	75-00-3	
Chloroform	ND	ug/L	5.0	0.14	1		05/21/14 10:51	67-66-3	
Chloromethane	ND	ug/L	10.0	0.080	1		05/21/14 10:51	74-87-3	
Dibromochloromethane	ND	ug/L	5.0	0.21	1		05/21/14 10:51	124-48-1	
1,1-Dichloroethane	ND	ug/L	2.4	0.050	1		05/21/14 10:51	75-34-3	
1,2-Dichloroethane	ND	ug/L	5.0	0.12	1		05/21/14 10:51	107-06-2	
1,1-Dichloroethene	ND	ug/L	5.0	0.20	1		05/21/14 10:51	75-35-4	
cis-1,2-Dichloroethene	ND	ug/L	5.0	0.080	1		05/21/14 10:51	156-59-2	
trans-1,2-Dichloroethene	ND	ug/L	5.0	0.20	1		05/21/14 10:51	156-60-5	
1,2-Dichloropropane	ND	ug/L	5.0	0.16	1		05/21/14 10:51	78-87-5	
cis-1,3-Dichloropropene	ND	ug/L	1.0	0.14	1		05/21/14 10:51	10061-01-5	
trans-1,3-Dichloropropene	ND	ug/L	1.0	0.12	1		05/21/14 10:51	10061-02-6	
Ethylbenzene	ND	ug/L	5.0	0.18	1		05/21/14 10:51	100-41-4	
2-Hexanone	ND	ug/L	10.0	1.2	1		05/21/14 10:51	591-78-6	
Methylene chloride	ND	ug/L	5.0	0.15	1		05/21/14 10:51	75-09-2	
4-Methyl-2-pentanone (MIBK)	ND	ug/L	10.0	0.42	1		05/21/14 10:51	108-10-1	
Styrene	ND	ug/L	5.0	0.12	1		05/21/14 10:51	100-42-5	
1,1,2,2-Tetrachloroethane	ND	ug/L	1.0	0.15	1		05/21/14 10:51	79-34-5	
Tetrachloroethene	ND	ug/L	5.0	0.10	1		05/21/14 10:51	127-18-4	
Toluene	ND	ug/L	5.0	0.17	1		05/21/14 10:51	108-88-3	
1,1,1-Trichloroethane	ND	ug/L	5.0	0.11	1		05/21/14 10:51	71-55-6	
1,1,2-Trichloroethane	ND	ug/L	5.0	0.20	1		05/21/14 10:51	79-00-5	
Trichloroethene	**17.6**	ug/L	5.0	0.17	1		05/21/14 10:51	79-01-6	
Vinyl chloride	ND	ug/L	2.0	0.13	1		05/21/14 10:51	75-01-4	
Xylene (Total)	ND	ug/L	5.0	0.42	1		05/21/14 10:51	1330-20-7	
Surrogates									
4-Bromofluorobenzene (S)	103	%	80-120		1		05/21/14 10:51	460-00-4	
1,2-Dichloroethane-d4 (S)	98	%	80-120		1		05/21/14 10:51	17060-07-0	
Toluene-d8 (S)	101	%	80-120		1		05/21/14 10:51	2037-26-5	
Preservation pH	**1.0**		0.10	0.10	1		05/21/14 10:51		

REPORT OF LABORATORY ANALYSIS

This report shall not be reproduced, except in full,
without the written consent of Pace Analytical Services, Inc..

Pace Analytical Services, Inc.
9608 Loiret Blvd.
Lenexa, KS 66219
(913)599-5665

ANALYTICAL RESULTS

Project: FORT SMITH, AR
Pace Project No.: 60169284

Sample: ITMW-21-201405 **Lab ID: 60169284016** Collected: 05/14/14 09:20 Received: 05/15/14 01:47 Matrix: Water

Parameters	Results	Units	Report Limit	MDL	DF	Prepared	Analyzed	CAS No.	Qual
2320B Alkalinity	Analytical Method: SM 2320B								
Alkalinity,Bicarbonate (CaCO3)	**12.5J**	mg/L	20.0	1.9	1		05/20/14 10:11		
Alkalinity, Carbonate (CaCO3)	ND	mg/L	20.0	1.9	1		05/20/14 10:11		
Alkalinity, Total as CaCO3	**12.5J**	mg/L	20.0	1.9	1		05/20/14 10:11		
Iron, Ferric (Calculation)	Analytical Method: SM 3500-Fe B#4								
Iron, Ferric	**0.0J**	mg/L	0.20		1		06/02/14 00:00	7439-89-6	
4500H+ pH, Electrometric	Analytical Method: SM 4500-H+B								
pH at 25 Degrees C	**4.9**	Std. Units	0.10	0.10	1		05/27/14 00:00		1e,H6
4500S2D Sulfide, Total	Analytical Method: SM 4500-S-2 D								
Sulfide, Total	ND	mg/L	0.050	0.0096	1		05/21/14 10:16	18496-25-8	
300.0 IC Anions 28 Days	Analytical Method: EPA 300.0								
Chloride	**635**	mg/L	50.0	25.0	50		05/25/14 16:49	16887-00-6	
Sulfate	**3.3**	mg/L	1.0	0.098	1		05/23/14 19:31	14808-79-8	
350.1 Ammonia	Analytical Method: EPA 350.1								
Nitrogen, Ammonia	ND	mg/L	0.10	0.014	1		05/17/14 12:22	7664-41-7	
353.2 Nitrogen, NO2/NO3 unpres	Analytical Method: EPA 353.2								
Nitrogen, Nitrate	**0.25**	mg/L	0.10	0.031	1		05/15/14 14:07		
Nitrogen, Nitrite	ND	mg/L	0.10	0.031	1		05/15/14 14:07		
Nitrogen, NO2 plus NO3	**0.25**	mg/L	0.10	0.013	1		05/15/14 14:07		
Total Carbon Dioxide Calc	Analytical Method: SM 4500-CO2 D								
Carbon Dioxide Calculation	**0.0**	mg/L			1		05/28/14 00:00		
5310C TOC	Analytical Method: SM 5310C								
Total Organic Carbon	ND	mg/L	1.0	0.50	1		05/29/14 11:50	7440-44-0	
SM4500P-E, Total Phosphorus	Analytical Method: SM 4500-P E Preparation Method: SM4500-P B								
Phosphate as P04	ND	mg/L	0.030	0.015	1	05/28/14 12:48	05/28/14 15:08		

REPORT OF LABORATORY ANALYSIS

This report shall not be reproduced, except in full,
without the written consent of Pace Analytical Services, Inc..

Pace Analytical Services, Inc.
9608 Loiret Blvd.
Lenexa, KS 66219
(913)599-5665

ANALYTICAL RESULTS

Project: FORT SMITH, AR
Pace Project No.: 60169284

Sample: ITMW-14-201405 **Lab ID: 60169284017** Collected: 05/14/14 08:55 Received: 05/15/14 01:47 Matrix: Water

Parameters	Results	Units	Report Limit	MDL	DF	Prepared	Analyzed	CAS No.	Qual
Alcohol by Direct Inject GCFID	Analytical Method: EPA 8015 - Alcohol								
2-Chloroethanol	ND	ug/L	10000	1190	1		05/20/14 19:36	107-07-3	
6010 MET ICP	Analytical Method: EPA 6010 Preparation Method: EPA 3010								
Iron	**464**	ug/L	50.0	24.0	1	05/23/14 15:30	05/27/14 16:14	7439-89-6	
Manganese	**15.5**	ug/L	5.0	2.5	1	05/23/14 15:30	05/27/14 16:14	7439-96-5	
8260 MSV	Analytical Method: EPA 5030B/8260								
Acetone	ND	ug/L	10.0	1.9	1		05/21/14 11:05	67-64-1	
Benzene	**0.43J**	ug/L	5.0	0.060	1		05/21/14 11:05	71-43-2	
Bromodichloromethane	ND	ug/L	5.0	0.19	1		05/21/14 11:05	75-27-4	
Bromoform	ND	ug/L	5.0	0.070	1		05/21/14 11:05	75-25-2	
Bromomethane	ND	ug/L	7.0	0.16	1		05/21/14 11:05	74-83-9	
2-Butanone (MEK)	ND	ug/L	10.0	0.59	1		05/21/14 11:05	78-93-3	
Carbon disulfide	ND	ug/L	10.0	0.12	1		05/21/14 11:05	75-15-0	
Carbon tetrachloride	ND	ug/L	5.0	0.18	1		05/21/14 11:05	56-23-5	
Chlorobenzene	ND	ug/L	5.0	0.21	1		05/21/14 11:05	108-90-7	
Chloroethane	ND	ug/L	10.0	0.15	1		05/21/14 11:05	75-00-3	
Chloroform	ND	ug/L	5.0	0.14	1		05/21/14 11:05	67-66-3	
Chloromethane	ND	ug/L	10.0	0.080	1		05/21/14 11:05	74-87-3	
Dibromochloromethane	ND	ug/L	5.0	0.21	1		05/21/14 11:05	124-48-1	
1,1-Dichloroethane	ND	ug/L	2.4	0.050	1		05/21/14 11:05	75-34-3	
1,2-Dichloroethane	**0.82J**	ug/L	5.0	0.12	1		05/21/14 11:05	107-06-2	
1,1-Dichloroethene	ND	ug/L	5.0	0.20	1		05/21/14 11:05	75-35-4	
cis-1,2-Dichloroethene	**11.3**	ug/L	5.0	0.080	1		05/21/14 11:05	156-59-2	
trans-1,2-Dichloroethene	**0.31J**	ug/L	5.0	0.20	1		05/21/14 11:05	156-60-5	
1,2-Dichloropropane	ND	ug/L	5.0	0.16	1		05/21/14 11:05	78-87-5	
cis-1,3-Dichloropropene	ND	ug/L	1.0	0.14	1		05/21/14 11:05	10061-01-5	
trans-1,3-Dichloropropene	ND	ug/L	1.0	0.12	1		05/21/14 11:05	10061-02-6	
Ethylbenzene	ND	ug/L	5.0	0.18	1		05/21/14 11:05	100-41-4	
2-Hexanone	ND	ug/L	10.0	1.2	1		05/21/14 11:05	591-78-6	
Methylene chloride	ND	ug/L	5.0	0.15	1		05/21/14 11:05	75-09-2	
4-Methyl-2-pentanone (MIBK)	ND	ug/L	10.0	0.42	1		05/21/14 11:05	108-10-1	
Styrene	ND	ug/L	5.0	0.12	1		05/21/14 11:05	100-42-5	
1,1,2,2-Tetrachloroethane	ND	ug/L	1.0	0.15	1		05/21/14 11:05	79-34-5	
Tetrachloroethene	**25.2**	ug/L	5.0	0.10	1		05/21/14 11:05	127-18-4	
Toluene	ND	ug/L	5.0	0.17	1		05/21/14 11:05	108-88-3	
1,1,1-Trichloroethane	ND	ug/L	5.0	0.11	1		05/21/14 11:05	71-55-6	
1,1,2-Trichloroethane	ND	ug/L	5.0	0.20	1		05/21/14 11:05	79-00-5	
Trichloroethene	**5.3**	ug/L	5.0	0.17	1		05/21/14 11:05	79-01-6	
Vinyl chloride	ND	ug/L	2.0	0.13	1		05/21/14 11:05	75-01-4	
Xylene (Total)	ND	ug/L	5.0	0.42	1		05/21/14 11:05	1330-20-7	
Surrogates									
4-Bromofluorobenzene (S)	101	%	80-120		1		05/21/14 11:05	460-00-4	
1,2-Dichloroethane-d4 (S)	95	%	80-120		1		05/21/14 11:05	17060-07-0	
Toluene-d8 (S)	99	%	80-120		1		05/21/14 11:05	2037-26-5	
Preservation pH	**1.0**		0.10	0.10	1		05/21/14 11:05		

REPORT OF LABORATORY ANALYSIS

This report shall not be reproduced, except in full,
without the written consent of Pace Analytical Services, Inc..

Pace Analytical Services, Inc.
9608 Loiret Blvd.
Lenexa, KS 66219
(913)599-5665

ANALYTICAL RESULTS

Project: FORT SMITH, AR
Pace Project No.: 60169284

Sample: ITMW-14-201405 **Lab ID: 60169284017** Collected: 05/14/14 08:55 Received: 05/15/14 01:47 Matrix: Water

Parameters	Results	Units	Report Limit	MDL	DF	Prepared	Analyzed	CAS No.	Qual
2320B Alkalinity	Analytical Method: SM 2320B								
Alkalinity,Bicarbonate (CaCO3)	**38.6**	mg/L	20.0	1.9	1		05/20/14 10:15		
Alkalinity, Carbonate (CaCO3)	ND	mg/L	20.0	1.9	1		05/20/14 10:15		
Alkalinity, Total as CaCO3	**38.6**	mg/L	20.0	1.9	1		05/20/14 10:15		
Iron, Ferric (Calculation)	Analytical Method: SM 3500-Fe B#4								
Iron, Ferric	**0.46**	mg/L	0.20		1		06/02/14 00:00	7439-89-6	
4500H+ pH, Electrometric	Analytical Method: SM 4500-H+B								
pH at 25 Degrees C	**5.5**	Std. Units	0.10	0.10	1		05/27/14 00:00		1e,H6
4500S2D Sulfide, Total	Analytical Method: SM 4500-S-2 D								
Sulfide, Total	ND	mg/L	0.050	0.0096	1		05/21/14 10:17	18496-25-8	
300.0 IC Anions 28 Days	Analytical Method: EPA 300.0								
Chloride	**8.0**	mg/L	1.0	0.062	1		05/23/14 19:45	16887-00-6	
Sulfate	**11.4**	mg/L	1.0	0.098	1		05/23/14 19:45	14808-79-8	
350.1 Ammonia	Analytical Method: EPA 350.1								
Nitrogen, Ammonia	**0.22**	mg/L	0.10	0.014	1		05/17/14 12:23	7664-41-7	
353.2 Nitrogen, NO2/NO3 unpres	Analytical Method: EPA 353.2								
Nitrogen, Nitrate	**0.38**	mg/L	0.10	0.031	1		05/15/14 14:08		
Nitrogen, Nitrite	ND	mg/L	0.10	0.031	1		05/15/14 14:08		
Nitrogen, NO2 plus NO3	**0.38**	mg/L	0.10	0.013	1		05/15/14 14:08		
Total Carbon Dioxide Calc	Analytical Method: SM 4500-CO2 D								
Carbon Dioxide Calculation	**272**	mg/L			1		05/28/14 00:00		
5310C TOC	Analytical Method: SM 5310C								
Total Organic Carbon	**0.71J**	mg/L	1.0	0.50	1		05/29/14 12:10	7440-44-0	
SM4500P-E, Total Phosphorus	Analytical Method: SM 4500-P E Preparation Method: SM4500-P B								
Phosphate as P04	**0.066**	mg/L	0.030	0.015	1	05/28/14 12:48	05/28/14 15:08		

REPORT OF LABORATORY ANALYSIS

This report shall not be reproduced, except in full,
without the written consent of Pace Analytical Services, Inc..

Pace Analytical Services, Inc.
9608 Loiret Blvd.
Lenexa, KS 66219
(913)599-5665

ANALYTICAL RESULTS

Project: FORT SMITH, AR
Pace Project No.: 60169284

Sample: ITMW-15-201405 **Lab ID: 60169284018** Collected: 05/14/14 17:05 Received: 05/15/14 01:47 Matrix: Water

Parameters	Results	Units	Report Limit	MDL	DF	Prepared	Analyzed	CAS No.	Qual
Alcohol by Direct Inject GCFID	Analytical Method: EPA 8015 - Alcohol								
2-Chloroethanol	ND	ug/L	10000	1190	1		05/20/14 19:48	107-07-3	
6010 MET ICP	Analytical Method: EPA 6010 Preparation Method: EPA 3010								
Iron	**34.8J**	ug/L	50.0	24.0	1	05/23/14 15:30	05/27/14 16:17	7439-89-6	
Manganese	ND	ug/L	5.0	2.5	1	05/23/14 15:30	05/27/14 16:17	7439-96-5	
8260 MSV	Analytical Method: EPA 5030B/8260								
Acetone	**2.6J**	ug/L	10.0	1.9	1		05/22/14 19:42	67-64-1	
Benzene	ND	ug/L	5.0	0.060	1		05/22/14 19:42	71-43-2	
Bromodichloromethane	ND	ug/L	5.0	0.19	1		05/22/14 19:42	75-27-4	
Bromoform	ND	ug/L	5.0	0.070	1		05/22/14 19:42	75-25-2	
Bromomethane	ND	ug/L	7.0	0.16	1		05/22/14 19:42	74-83-9	
2-Butanone (MEK)	**0.95J**	ug/L	10.0	0.59	1		05/22/14 19:42	78-93-3	
Carbon disulfide	ND	ug/L	10.0	0.12	1		05/22/14 19:42	75-15-0	
Carbon tetrachloride	ND	ug/L	5.0	0.18	1		05/22/14 19:42	56-23-5	
Chlorobenzene	ND	ug/L	5.0	0.21	1		05/22/14 19:42	108-90-7	
Chloroethane	ND	ug/L	10.0	0.15	1		05/22/14 19:42	75-00-3	
Chloroform	**0.25J**	ug/L	5.0	0.14	1		05/22/14 19:42	67-66-3	
Chloromethane	ND	ug/L	10.0	0.080	1		05/22/14 19:42	74-87-3	
Dibromochloromethane	ND	ug/L	5.0	0.21	1		05/22/14 19:42	124-48-1	
1,1-Dichloroethane	ND	ug/L	2.4	0.050	1		05/22/14 19:42	75-34-3	
1,2-Dichloroethane	ND	ug/L	5.0	0.12	1		05/22/14 19:42	107-06-2	
1,1-Dichloroethene	**2.6J**	ug/L	5.0	0.20	1		05/22/14 19:42	75-35-4	
cis-1,2-Dichloroethene	**60.7**	ug/L	5.0	0.080	1		05/22/14 19:42	156-59-2	
trans-1,2-Dichloroethene	**0.53J**	ug/L	5.0	0.20	1		05/22/14 19:42	156-60-5	
1,2-Dichloropropane	ND	ug/L	5.0	0.16	1		05/22/14 19:42	78-87-5	
cis-1,3-Dichloropropene	ND	ug/L	1.0	0.14	1		05/22/14 19:42	10061-01-5	
trans-1,3-Dichloropropene	ND	ug/L	1.0	0.12	1		05/22/14 19:42	10061-02-6	
Ethylbenzene	ND	ug/L	5.0	0.18	1		05/22/14 19:42	100-41-4	
2-Hexanone	ND	ug/L	10.0	1.2	1		05/22/14 19:42	591-78-6	
Methylene chloride	**0.53J**	ug/L	5.0	0.15	1		05/22/14 19:42	75-09-2	
4-Methyl-2-pentanone (MIBK)	ND	ug/L	10.0	0.42	1		05/22/14 19:42	108-10-1	
Styrene	ND	ug/L	5.0	0.12	1		05/22/14 19:42	100-42-5	
1,1,2,2-Tetrachloroethane	ND	ug/L	1.0	0.15	1		05/22/14 19:42	79-34-5	
Tetrachloroethene	**0.12J**	ug/L	5.0	0.10	1		05/22/14 19:42	127-18-4	
Toluene	ND	ug/L	5.0	0.17	1		05/22/14 19:42	108-88-3	
1,1,1-Trichloroethane	ND	ug/L	5.0	0.11	1		05/22/14 19:42	71-55-6	
1,1,2-Trichloroethane	ND	ug/L	5.0	0.20	1		05/22/14 19:42	79-00-5	
Trichloroethene	**729**	ug/L	125	4.2	25		05/21/14 11:20	79-01-6	
Vinyl chloride	**4.1**	ug/L	2.0	0.13	1		05/22/14 19:42	75-01-4	
Xylene (Total)	ND	ug/L	5.0	0.42	1		05/22/14 19:42	1330-20-7	
Surrogates									
4-Bromofluorobenzene (S)	100	%	80-120		1		05/22/14 19:42	460-00-4	
1,2-Dichloroethane-d4 (S)	93	%	80-120		1		05/22/14 19:42	17060-07-0	
Toluene-d8 (S)	101	%	80-120		1		05/22/14 19:42	2037-26-5	
Preservation pH	**1.0**		0.10	0.10	1		05/22/14 19:42		

REPORT OF LABORATORY ANALYSIS

This report shall not be reproduced, except in full,
without the written consent of Pace Analytical Services, Inc..

Pace Analytical Services, Inc.
9608 Loiret Blvd.
Lenexa, KS 66219
(913)599-5665

ANALYTICAL RESULTS

Project: FORT SMITH, AR
Pace Project No.: 60169284

Sample: ITMW-15-201405 **Lab ID: 60169284018** Collected: 05/14/14 17:05 Received: 05/15/14 01:47 Matrix: Water

Parameters	Results	Units	Report Limit	MDL	DF	Prepared	Analyzed	CAS No.	Qual
2320B Alkalinity	Analytical Method: SM 2320B								
Alkalinity,Bicarbonate (CaCO3)	ND	mg/L	20.0	1.9	1		05/20/14 10:20		
Alkalinity, Carbonate (CaCO3)	**33.1**	mg/L	20.0	1.9	1		05/20/14 10:20		
Alkalinity, Total as CaCO3	**123**	mg/L	20.0	1.9	1		05/20/14 10:20		
Iron, Ferric (Calculation)	Analytical Method: SM 3500-Fe B#4								
Iron, Ferric	**0.035J**	mg/L	0.20		1		06/02/14 00:00	7439-89-6	
4500H+ pH, Electrometric	Analytical Method: SM 4500-H+B								
pH at 25 Degrees C	**11.3**	Std. Units	0.10	0.10	1		05/27/14 00:00		1e,H6
4500S2D Sulfide, Total	Analytical Method: SM 4500-S-2 D								
Sulfide, Total	ND	mg/L	0.050	0.0096	1		05/21/14 10:17	18496-25-8	
300.0 IC Anions 28 Days	Analytical Method: EPA 300.0								
Chloride	**18.4**	mg/L	1.0	0.062	1		05/23/14 20:00	16887-00-6	
Sulfate	**5.2**	mg/L	1.0	0.098	1		05/23/14 20:00	14808-79-8	
350.1 Ammonia	Analytical Method: EPA 350.1								
Nitrogen, Ammonia	**0.14**	mg/L	0.10	0.014	1		05/17/14 12:24	7664-41-7	
353.2 Nitrogen, NO2/NO3 unpres	Analytical Method: EPA 353.2								
Nitrogen, Nitrate	**0.25**	mg/L	0.10	0.031	1		05/15/14 14:11		
Nitrogen, Nitrite	ND	mg/L	0.10	0.031	1		05/15/14 14:11		
Nitrogen, NO2 plus NO3	**0.25**	mg/L	0.10	0.013	1		05/15/14 14:11		
Total Carbon Dioxide Calc	Analytical Method: SM 4500-CO2 D								
Carbon Dioxide Calculation	**14.6**	mg/L			1		05/28/14 00:00		
5310C TOC	Analytical Method: SM 5310C								
Total Organic Carbon	**0.82J**	mg/L	1.0	0.50	1		05/29/14 13:08	7440-44-0	
SM4500P-E, Total Phosphorus	Analytical Method: SM 4500-P E Preparation Method: SM4500-P B								
Phosphate as P04	**0.032**	mg/L	0.030	0.015	1	05/28/14 12:48	05/28/14 15:09		

REPORT OF LABORATORY ANALYSIS

This report shall not be reproduced, except in full,
without the written consent of Pace Analytical Services, Inc..

Pace Analytical Services, Inc.
9608 Loiret Blvd.
Lenexa, KS 66219
(913)599-5665

ANALYTICAL RESULTS

Project: FORT SMITH, AR
Pace Project No.: 60169284

Sample: ITMW-12-201405 **Lab ID: 60169284019** Collected: 05/14/14 17:00 Received: 05/15/14 01:47 Matrix: Water

Parameters	Results	Units	Report Limit	MDL	DF	Prepared	Analyzed	CAS No.	Qual
Alcohol by Direct Inject GCFID	Analytical Method: EPA 8015 - Alcohol								
2-Chloroethanol	ND	ug/L	10000	1190	1		05/20/14 19:59	107-07-3	
6010 MET ICP	Analytical Method: EPA 6010 Preparation Method: EPA 3010								
Iron	**80.3**	ug/L	50.0	24.0	1	05/23/14 15:30	05/27/14 17:02	7439-89-6	
Manganese	**16.3**	ug/L	5.0	2.5	1	05/23/14 15:30	05/27/14 17:02	7439-96-5	
8260 MSV	Analytical Method: EPA 5030B/8260								
Acetone	ND	ug/L	10.0	1.9	1		05/22/14 19:57	67-64-1	
Benzene	**0.21J**	ug/L	5.0	0.060	1		05/22/14 19:57	71-43-2	
Bromodichloromethane	ND	ug/L	5.0	0.19	1		05/22/14 19:57	75-27-4	
Bromoform	ND	ug/L	5.0	0.070	1		05/22/14 19:57	75-25-2	
Bromomethane	ND	ug/L	7.0	0.16	1		05/22/14 19:57	74-83-9	
2-Butanone (MEK)	ND	ug/L	10.0	0.59	1		05/22/14 19:57	78-93-3	
Carbon disulfide	ND	ug/L	10.0	0.12	1		05/22/14 19:57	75-15-0	
Carbon tetrachloride	ND	ug/L	5.0	0.18	1		05/22/14 19:57	56-23-5	
Chlorobenzene	ND	ug/L	5.0	0.21	1		05/22/14 19:57	108-90-7	
Chloroethane	ND	ug/L	10.0	0.15	1		05/22/14 19:57	75-00-3	
Chloroform	**0.61J**	ug/L	5.0	0.14	1		05/22/14 19:57	67-66-3	
Chloromethane	ND	ug/L	10.0	0.080	1		05/22/14 19:57	74-87-3	
Dibromochloromethane	ND	ug/L	5.0	0.21	1		05/22/14 19:57	124-48-1	
1,1-Dichloroethane	**0.46J**	ug/L	2.4	0.050	1		05/22/14 19:57	75-34-3	
1,2-Dichloroethane	ND	ug/L	5.0	0.12	1		05/22/14 19:57	107-06-2	
1,1-Dichloroethene	**1.9J**	ug/L	5.0	0.20	1		05/22/14 19:57	75-35-4	
cis-1,2-Dichloroethene	**164**	ug/L	125	2.0	25		05/21/14 11:34	156-59-2	
trans-1,2-Dichloroethene	**1.3J**	ug/L	5.0	0.20	1		05/22/14 19:57	156-60-5	
1,2-Dichloropropane	ND	ug/L	5.0	0.16	1		05/22/14 19:57	78-87-5	
cis-1,3-Dichloropropene	ND	ug/L	1.0	0.14	1		05/22/14 19:57	10061-01-5	
trans-1,3-Dichloropropene	ND	ug/L	1.0	0.12	1		05/22/14 19:57	10061-02-6	
Ethylbenzene	ND	ug/L	5.0	0.18	1		05/22/14 19:57	100-41-4	
2-Hexanone	ND	ug/L	10.0	1.2	1		05/22/14 19:57	591-78-6	
Methylene chloride	**0.22J**	ug/L	5.0	0.15	1		05/22/14 19:57	75-09-2	
4-Methyl-2-pentanone (MIBK)	ND	ug/L	10.0	0.42	1		05/22/14 19:57	108-10-1	
Styrene	ND	ug/L	5.0	0.12	1		05/22/14 19:57	100-42-5	
1,1,2,2-Tetrachloroethane	ND	ug/L	1.0	0.15	1		05/22/14 19:57	79-34-5	
Tetrachloroethene	**1.6J**	ug/L	5.0	0.10	1		05/22/14 19:57	127-18-4	
Toluene	ND	ug/L	5.0	0.17	1		05/22/14 19:57	108-88-3	
1,1,1-Trichloroethane	ND	ug/L	5.0	0.11	1		05/22/14 19:57	71-55-6	
1,1,2-Trichloroethane	ND	ug/L	5.0	0.20	1		05/22/14 19:57	79-00-5	
Trichloroethene	**2740**	ug/L	125	4.2	25		05/21/14 11:34	79-01-6	
Vinyl chloride	**14.0**	ug/L	2.0	0.13	1		05/22/14 19:57	75-01-4	
Xylene (Total)	ND	ug/L	5.0	0.42	1		05/22/14 19:57	1330-20-7	
Surrogates									
4-Bromofluorobenzene (S)	99	%	80-120		1		05/22/14 19:57	460-00-4	
1,2-Dichloroethane-d4 (S)	95	%	80-120		1		05/22/14 19:57	17060-07-0	
Toluene-d8 (S)	101	%	80-120		1		05/22/14 19:57	2037-26-5	
Preservation pH	**1.0**		0.10	0.10	1		05/22/14 19:57		

REPORT OF LABORATORY ANALYSIS

This report shall not be reproduced, except in full,
without the written consent of Pace Analytical Services, Inc..

Pace Analytical Services, Inc.
9608 Loiret Blvd.
Lenexa, KS 66219
(913)599-5665

ANALYTICAL RESULTS

Project: FORT SMITH, AR
Pace Project No.: 60169284

Sample: ITMW-12-201405 **Lab ID: 60169284019** Collected: 05/14/14 17:00 Received: 05/15/14 01:47 Matrix: Water

Parameters	Results	Units	Report Limit	MDL	DF	Prepared	Analyzed	CAS No.	Qual
2320B Alkalinity	Analytical Method: SM 2320B								
Alkalinity,Bicarbonate (CaCO3)	**76.9**	mg/L	20.0	1.9	1		05/20/14 10:24		
Alkalinity, Carbonate (CaCO3)	ND	mg/L	20.0	1.9	1		05/20/14 10:24		
Alkalinity, Total as CaCO3	**76.9**	mg/L	20.0	1.9	1		05/20/14 10:24		
Iron, Ferric (Calculation)	Analytical Method: SM 3500-Fe B#4								
Iron, Ferric	**0.080J**	mg/L	0.20		1		06/02/14 00:00	7439-89-6	
4500H+ pH, Electrometric	Analytical Method: SM 4500-H+B								
pH at 25 Degrees C	**5.8**	Std. Units	0.10	0.10	1		05/27/14 00:00		1e,H6
4500S2D Sulfide, Total	Analytical Method: SM 4500-S-2 D								
Sulfide, Total	ND	mg/L	0.050	0.0096	1		05/21/14 10:17	18496-25-8	
300.0 IC Anions 28 Days	Analytical Method: EPA 300.0								
Chloride	**13.7**	mg/L	1.0	0.062	1		05/23/14 20:14	16887-00-6	
Sulfate	**13.5**	mg/L	1.0	0.098	1		05/23/14 20:14	14808-79-8	
350.1 Ammonia	Analytical Method: EPA 350.1								
Nitrogen, Ammonia	ND	mg/L	0.10	0.014	1		05/17/14 12:28	7664-41-7	
353.2 Nitrogen, NO2/NO3 unpres	Analytical Method: EPA 353.2								
Nitrogen, Nitrate	**0.053J**	mg/L	0.10	0.031	1		05/15/14 14:12		
Nitrogen, Nitrite	ND	mg/L	0.10	0.031	1		05/15/14 14:12		
Nitrogen, NO2 plus NO3	**0.053J**	mg/L	0.10	0.013	1		05/15/14 14:12		
Total Carbon Dioxide Calc	Analytical Method: SM 4500-CO2 D								
Carbon Dioxide Calculation	**290**	mg/L			1		05/28/14 00:00		
5310C TOC	Analytical Method: SM 5310C								
Total Organic Carbon	**0.64J**	mg/L	1.0	0.50	1		05/29/14 13:27	7440-44-0	
SM4500P-E, Total Phosphorus	Analytical Method: SM 4500-P E Preparation Method: SM4500-P B								
Phosphate as P04	ND	mg/L	0.030	0.015	1	05/28/14 12:48	05/28/14 15:30		

REPORT OF LABORATORY ANALYSIS

This report shall not be reproduced, except in full,
without the written consent of Pace Analytical Services, Inc..

Pace Analytical Services, Inc.
9608 Loiret Blvd.
Lenexa, KS 66219
(913)599-5665

ANALYTICAL RESULTS

Project: FORT SMITH, AR
Pace Project No.: 60169284

Sample: MW-41-201405 **Lab ID: 60169284020** Collected: 05/14/14 16:55 Received: 05/15/14 01:47 Matrix: Water

Parameters	Results	Units	Report Limit	MDL	DF	Prepared	Analyzed	CAS No.	Qual
Alcohol by Direct Inject GCFID	Analytical Method: EPA 8015 - Alcohol								
2-Chloroethanol	ND	ug/L	10000	1190	1		05/20/14 20:21	107-07-3	
6010 MET ICP	Analytical Method: EPA 6010 Preparation Method: EPA 3010								
Iron	**4890**	ug/L	50.0	24.0	1	05/23/14 15:30	05/27/14 17:05	7439-89-6	
Manganese	**6380**	ug/L	5.0	2.5	1	05/23/14 15:30	05/27/14 17:05	7439-96-5	
8260 MSV	Analytical Method: EPA 5030B/8260								
Acetone	ND	ug/L	10.0	1.9	1		05/22/14 20:12	67-64-1	
Benzene	ND	ug/L	5.0	0.060	1		05/22/14 20:12	71-43-2	
Bromodichloromethane	ND	ug/L	5.0	0.19	1		05/22/14 20:12	75-27-4	
Bromoform	ND	ug/L	5.0	0.070	1		05/22/14 20:12	75-25-2	
Bromomethane	ND	ug/L	7.0	0.16	1		05/22/14 20:12	74-83-9	
2-Butanone (MEK)	ND	ug/L	10.0	0.59	1		05/22/14 20:12	78-93-3	
Carbon disulfide	ND	ug/L	10.0	0.12	1		05/22/14 20:12	75-15-0	
Carbon tetrachloride	ND	ug/L	5.0	0.18	1		05/22/14 20:12	56-23-5	
Chlorobenzene	ND	ug/L	5.0	0.21	1		05/22/14 20:12	108-90-7	
Chloroethane	ND	ug/L	10.0	0.15	1		05/22/14 20:12	75-00-3	
Chloroform	ND	ug/L	5.0	0.14	1		05/22/14 20:12	67-66-3	
Chloromethane	ND	ug/L	10.0	0.080	1		05/22/14 20:12	74-87-3	
Dibromochloromethane	ND	ug/L	5.0	0.21	1		05/22/14 20:12	124-48-1	
1,1-Dichloroethane	ND	ug/L	2.4	0.050	1		05/22/14 20:12	75-34-3	
1,2-Dichloroethane	ND	ug/L	5.0	0.12	1		05/22/14 20:12	107-06-2	
1,1-Dichloroethene	**1.9J**	ug/L	5.0	0.20	1		05/22/14 20:12	75-35-4	
cis-1,2-Dichloroethene	**18.0**	ug/L	5.0	0.080	1		05/22/14 20:12	156-59-2	
trans-1,2-Dichloroethene	ND	ug/L	5.0	0.20	1		05/22/14 20:12	156-60-5	
1,2-Dichloropropane	ND	ug/L	5.0	0.16	1		05/22/14 20:12	78-87-5	
cis-1,3-Dichloropropene	ND	ug/L	1.0	0.14	1		05/22/14 20:12	10061-01-5	
trans-1,3-Dichloropropene	ND	ug/L	1.0	0.12	1		05/22/14 20:12	10061-02-6	
Ethylbenzene	ND	ug/L	5.0	0.18	1		05/22/14 20:12	100-41-4	
2-Hexanone	ND	ug/L	10.0	1.2	1		05/22/14 20:12	591-78-6	
Methylene chloride	ND	ug/L	5.0	0.15	1		05/22/14 20:12	75-09-2	
4-Methyl-2-pentanone (MIBK)	ND	ug/L	10.0	0.42	1		05/22/14 20:12	108-10-1	
Styrene	ND	ug/L	5.0	0.12	1		05/22/14 20:12	100-42-5	
1,1,2,2-Tetrachloroethane	ND	ug/L	1.0	0.15	1		05/22/14 20:12	79-34-5	
Tetrachloroethene	**0.14J**	ug/L	5.0	0.10	1		05/22/14 20:12	127-18-4	
Toluene	ND	ug/L	5.0	0.17	1		05/22/14 20:12	108-88-3	
1,1,1-Trichloroethane	ND	ug/L	5.0	0.11	1		05/22/14 20:12	71-55-6	
1,1,2-Trichloroethane	ND	ug/L	5.0	0.20	1		05/22/14 20:12	79-00-5	
Trichloroethene	**518**	ug/L	50.0	1.7	10		05/21/14 11:48	79-01-6	
Vinyl chloride	**0.50J**	ug/L	2.0	0.13	1		05/22/14 20:12	75-01-4	
Xylene (Total)	ND	ug/L	5.0	0.42	1		05/22/14 20:12	1330-20-7	
Surrogates									
4-Bromofluorobenzene (S)	100	%	80-120		1		05/22/14 20:12	460-00-4	
1,2-Dichloroethane-d4 (S)	94	%	80-120		1		05/22/14 20:12	17060-07-0	
Toluene-d8 (S)	102	%	80-120		1		05/22/14 20:12	2037-26-5	
Preservation pH	**1.0**		0.10	0.10	1		05/22/14 20:12		

REPORT OF LABORATORY ANALYSIS

This report shall not be reproduced, except in full,
without the written consent of Pace Analytical Services, Inc..

Pace Analytical Services, Inc.
9608 Loiret Blvd.
Lenexa, KS 66219
(913)599-5665

ANALYTICAL RESULTS

Project: FORT SMITH, AR
Pace Project No.: 60169284

Sample: MW-41-201405 **Lab ID: 60169284020** Collected: 05/14/14 16:55 Received: 05/15/14 01:47 Matrix: Water

Parameters	Results	Units	Report Limit	MDL	DF	Prepared	Analyzed	CAS No.	Qual
2320B Alkalinity	Analytical Method: SM 2320B								
Alkalinity,Bicarbonate (CaCO3)	**34.4**	mg/L	20.0	1.9	1		05/20/14 10:27		
Alkalinity, Carbonate (CaCO3)	ND	mg/L	20.0	1.9	1		05/20/14 10:27		
Alkalinity, Total as CaCO3	**34.4**	mg/L	20.0	1.9	1		05/20/14 10:27		
Iron, Ferric (Calculation)	Analytical Method: SM 3500-Fe B#4								
Iron, Ferric	**2.2**	mg/L	0.20		1		06/02/14 00:00	7439-89-6	
4500H+ pH, Electrometric	Analytical Method: SM 4500-H+B								
pH at 25 Degrees C	**5.3**	Std. Units	0.10	0.10	1		05/27/14 00:00		1e,H6
4500S2D Sulfide, Total	Analytical Method: SM 4500-S-2 D								
Sulfide, Total	ND	mg/L	0.050	0.0096	1		05/21/14 10:17	18496-25-8	
300.0 IC Anions 28 Days	Analytical Method: EPA 300.0								
Chloride	**377**	mg/L	50.0	25.0	50		05/25/14 17:04	16887-00-6	
Sulfate	**2.7**	mg/L	1.0	0.098	1		05/23/14 20:29	14808-79-8	
350.1 Ammonia	Analytical Method: EPA 350.1								
Nitrogen, Ammonia	**0.074J**	mg/L	0.10	0.014	1		05/17/14 12:29	7664-41-7	
353.2 Nitrogen, NO2/NO3 unpres	Analytical Method: EPA 353.2								
Nitrogen, Nitrate	**0.074J**	mg/L	0.10	0.031	1		05/15/14 14:16		
Nitrogen, Nitrite	ND	mg/L	0.10	0.031	1		05/15/14 14:16		
Nitrogen, NO2 plus NO3	**0.074J**	mg/L	0.10	0.013	1		05/15/14 14:16		
Total Carbon Dioxide Calc	Analytical Method: SM 4500-CO2 D								
Carbon Dioxide Calculation	**352**	mg/L			1		05/28/14 00:00		
5310C TOC	Analytical Method: SM 5310C								
Total Organic Carbon	ND	mg/L	1.0	0.50	1		05/29/14 13:47	7440-44-0	
SM4500P-E, Total Phosphorus	Analytical Method: SM 4500-P E Preparation Method: SM4500-P B								
Phosphate as P04	ND	mg/L	0.030	0.015	1	05/28/14 12:48	05/28/14 15:30		

REPORT OF LABORATORY ANALYSIS

This report shall not be reproduced, except in full,
without the written consent of Pace Analytical Services, Inc..

Pace Analytical Services, Inc.
9608 Loiret Blvd.
Lenexa, KS 66219
(913)599-5665

ANALYTICAL RESULTS

Project: FORT SMITH, AR
Pace Project No.: 60169284

Sample: DUP1-201405 **Lab ID: 60169284021** Collected: 05/14/14 14:05 Received: 05/15/14 01:47 Matrix: Water

Parameters	Results	Units	Report Limit	MDL	DF	Prepared	Analyzed	CAS No.	Qual
8260 MSV	Analytical Method: EPA 5030B/8260								
Acetone	ND	ug/L	10.0	1.9	1		05/22/14 20:27	67-64-1	
Benzene	**0.20J**	ug/L	5.0	0.060	1		05/22/14 20:27	71-43-2	
Bromodichloromethane	ND	ug/L	5.0	0.19	1		05/22/14 20:27	75-27-4	
Bromoform	ND	ug/L	5.0	0.070	1		05/22/14 20:27	75-25-2	
Bromomethane	ND	ug/L	7.0	0.16	1		05/22/14 20:27	74-83-9	
2-Butanone (MEK)	ND	ug/L	10.0	0.59	1		05/22/14 20:27	78-93-3	
Carbon disulfide	ND	ug/L	10.0	0.12	1		05/22/14 20:27	75-15-0	
Carbon tetrachloride	ND	ug/L	5.0	0.18	1		05/22/14 20:27	56-23-5	
Chlorobenzene	ND	ug/L	5.0	0.21	1		05/22/14 20:27	108-90-7	
Chloroethane	ND	ug/L	10.0	0.15	1		05/22/14 20:27	75-00-3	
Chloroform	**0.39J**	ug/L	5.0	0.14	1		05/22/14 20:27	67-66-3	
Chloromethane	ND	ug/L	10.0	0.080	1		05/22/14 20:27	74-87-3	
Dibromochloromethane	ND	ug/L	5.0	0.21	1		05/22/14 20:27	124-48-1	
1,1-Dichloroethane	ND	ug/L	2.4	0.050	1		05/22/14 20:27	75-34-3	
1,2-Dichloroethane	ND	ug/L	5.0	0.12	1		05/22/14 20:27	107-06-2	
1,1-Dichloroethene	**25.5**	ug/L	5.0	0.20	1		05/22/14 20:27	75-35-4	
cis-1,2-Dichloroethene	**426J**	ug/L	500	8.0	100		05/21/14 12:03	156-59-2	
trans-1,2-Dichloroethene	**3.1J**	ug/L	5.0	0.20	1		05/22/14 20:27	156-60-5	
1,2-Dichloropropane	ND	ug/L	5.0	0.16	1		05/22/14 20:27	78-87-5	
cis-1,3-Dichloropropene	ND	ug/L	1.0	0.14	1		05/22/14 20:27	10061-01-5	
trans-1,3-Dichloropropene	ND	ug/L	1.0	0.12	1		05/22/14 20:27	10061-02-6	
Ethylbenzene	ND	ug/L	5.0	0.18	1		05/22/14 20:27	100-41-4	
2-Hexanone	ND	ug/L	10.0	1.2	1		05/22/14 20:27	591-78-6	
Methylene chloride	ND	ug/L	5.0	0.15	1		05/22/14 20:27	75-09-2	
4-Methyl-2-pentanone (MIBK)	ND	ug/L	10.0	0.42	1		05/22/14 20:27	108-10-1	
Styrene	ND	ug/L	5.0	0.12	1		05/22/14 20:27	100-42-5	
1,1,2,2-Tetrachloroethane	ND	ug/L	1.0	0.15	1		05/22/14 20:27	79-34-5	
Tetrachloroethene	**0.41J**	ug/L	5.0	0.10	1		05/22/14 20:27	127-18-4	
Toluene	ND	ug/L	5.0	0.17	1		05/22/14 20:27	108-88-3	
1,1,1-Trichloroethane	ND	ug/L	5.0	0.11	1		05/22/14 20:27	71-55-6	
1,1,2-Trichloroethane	ND	ug/L	5.0	0.20	1		05/22/14 20:27	79-00-5	
Trichloroethene	**2040**	ug/L	500	17.0	100		05/21/14 12:03	79-01-6	
Vinyl chloride	**98.2**	ug/L	2.0	0.13	1		05/22/14 20:27	75-01-4	
Xylene (Total)	ND	ug/L	5.0	0.42	1		05/22/14 20:27	1330-20-7	
Surrogates									
4-Bromofluorobenzene (S)	100	%	80-120		1		05/22/14 20:27	460-00-4	
1,2-Dichloroethane-d4 (S)	96	%	80-120		1		05/22/14 20:27	17060-07-0	
Toluene-d8 (S)	100	%	80-120		1		05/22/14 20:27	2037-26-5	
Preservation pH	**1.0**		0.10	0.10	1		05/22/14 20:27		

REPORT OF LABORATORY ANALYSIS

This report shall not be reproduced, except in full,
without the written consent of Pace Analytical Services, Inc..

Pace Analytical Services, Inc.
9608 Loiret Blvd.
Lenexa, KS 66219
(913)599-5665

ANALYTICAL RESULTS

Project: FORT SMITH, AR
Pace Project No.: 60169284

Sample: TRIP-1 **Lab ID: 60169284022** Collected: 05/14/14 09:15 Received: 05/15/14 01:47 Matrix: Water

Parameters	Results	Units	Report Limit	MDL	DF	Prepared	Analyzed	CAS No.	Qual
8260 MSV	Analytical Method: EPA 5030B/8260								
Acetone	ND	ug/L	10.0	1.9	1		05/21/14 09:54	67-64-1	
Benzene	ND	ug/L	5.0	0.060	1		05/21/14 09:54	71-43-2	
Bromodichloromethane	ND	ug/L	5.0	0.19	1		05/21/14 09:54	75-27-4	
Bromoform	ND	ug/L	5.0	0.070	1		05/21/14 09:54	75-25-2	
Bromomethane	ND	ug/L	7.0	0.16	1		05/21/14 09:54	74-83-9	
2-Butanone (MEK)	ND	ug/L	10.0	0.59	1		05/21/14 09:54	78-93-3	
Carbon disulfide	ND	ug/L	10.0	0.12	1		05/21/14 09:54	75-15-0	
Carbon tetrachloride	ND	ug/L	5.0	0.18	1		05/21/14 09:54	56-23-5	
Chlorobenzene	ND	ug/L	5.0	0.21	1		05/21/14 09:54	108-90-7	
Chloroethane	ND	ug/L	10.0	0.15	1		05/21/14 09:54	75-00-3	
Chloroform	ND	ug/L	5.0	0.14	1		05/21/14 09:54	67-66-3	
Chloromethane	ND	ug/L	10.0	0.080	1		05/21/14 09:54	74-87-3	
Dibromochloromethane	ND	ug/L	5.0	0.21	1		05/21/14 09:54	124-48-1	
1,1-Dichloroethane	ND	ug/L	2.4	0.050	1		05/21/14 09:54	75-34-3	
1,2-Dichloroethane	ND	ug/L	5.0	0.12	1		05/21/14 09:54	107-06-2	
1,1-Dichloroethene	ND	ug/L	5.0	0.20	1		05/21/14 09:54	75-35-4	
cis-1,2-Dichloroethene	ND	ug/L	5.0	0.080	1		05/21/14 09:54	156-59-2	
trans-1,2-Dichloroethene	ND	ug/L	5.0	0.20	1		05/21/14 09:54	156-60-5	
1,2-Dichloropropane	ND	ug/L	5.0	0.16	1		05/21/14 09:54	78-87-5	
cis-1,3-Dichloropropene	ND	ug/L	1.0	0.14	1		05/21/14 09:54	10061-01-5	
trans-1,3-Dichloropropene	ND	ug/L	1.0	0.12	1		05/21/14 09:54	10061-02-6	
Ethylbenzene	ND	ug/L	5.0	0.18	1		05/21/14 09:54	100-41-4	
2-Hexanone	ND	ug/L	10.0	1.2	1		05/21/14 09:54	591-78-6	
Methylene chloride	ND	ug/L	5.0	0.15	1		05/21/14 09:54	75-09-2	
4-Methyl-2-pentanone (MIBK)	ND	ug/L	10.0	0.42	1		05/21/14 09:54	108-10-1	
Styrene	ND	ug/L	5.0	0.12	1		05/21/14 09:54	100-42-5	
1,1,2,2-Tetrachloroethane	ND	ug/L	1.0	0.15	1		05/21/14 09:54	79-34-5	
Tetrachloroethene	ND	ug/L	5.0	0.10	1		05/21/14 09:54	127-18-4	
Toluene	ND	ug/L	5.0	0.17	1		05/21/14 09:54	108-88-3	
1,1,1-Trichloroethane	ND	ug/L	5.0	0.11	1		05/21/14 09:54	71-55-6	
1,1,2-Trichloroethane	ND	ug/L	5.0	0.20	1		05/21/14 09:54	79-00-5	
Trichloroethene	ND	ug/L	5.0	0.17	1		05/21/14 09:54	79-01-6	
Vinyl chloride	ND	ug/L	2.0	0.13	1		05/21/14 09:54	75-01-4	
Xylene (Total)	ND	ug/L	5.0	0.42	1		05/21/14 09:54	1330-20-7	
Surrogates									
4-Bromofluorobenzene (S)	102	%	80-120		1		05/21/14 09:54	460-00-4	
1,2-Dichloroethane-d4 (S)	99	%	80-120		1		05/21/14 09:54	17060-07-0	
Toluene-d8 (S)	98	%	80-120		1		05/21/14 09:54	2037-26-5	
Preservation pH	**1.0**		0.10	0.10	1		05/21/14 09:54		

REPORT OF LABORATORY ANALYSIS

This report shall not be reproduced, except in full,
without the written consent of Pace Analytical Services, Inc..

Pace Analytical Services, Inc.
9608 Loiret Blvd.
Lenexa, KS 66219
(913)599-5665

ANALYTICAL RESULTS

Project: FORT SMITH, AR
Pace Project No.: 60169284

Sample: TRIP-2 **Lab ID: 60169284023** Collected: 05/14/14 09:15 Received: 05/15/14 01:47 Matrix: Water

Parameters	Results	Units	Report Limit	MDL	DF	Prepared	Analyzed	CAS No.	Qual
8260 MSV	Analytical Method: EPA 5030B/8260								
Acetone	ND	ug/L	10.0	1.9	1		05/21/14 10:08	67-64-1	
Benzene	ND	ug/L	5.0	0.060	1		05/21/14 10:08	71-43-2	
Bromodichloromethane	ND	ug/L	5.0	0.19	1		05/21/14 10:08	75-27-4	
Bromoform	ND	ug/L	5.0	0.070	1		05/21/14 10:08	75-25-2	
Bromomethane	ND	ug/L	7.0	0.16	1		05/21/14 10:08	74-83-9	
2-Butanone (MEK)	ND	ug/L	10.0	0.59	1		05/21/14 10:08	78-93-3	
Carbon disulfide	ND	ug/L	10.0	0.12	1		05/21/14 10:08	75-15-0	
Carbon tetrachloride	ND	ug/L	5.0	0.18	1		05/21/14 10:08	56-23-5	
Chlorobenzene	ND	ug/L	5.0	0.21	1		05/21/14 10:08	108-90-7	
Chloroethane	ND	ug/L	10.0	0.15	1		05/21/14 10:08	75-00-3	
Chloroform	ND	ug/L	5.0	0.14	1		05/21/14 10:08	67-66-3	
Chloromethane	ND	ug/L	10.0	0.080	1		05/21/14 10:08	74-87-3	
Dibromochloromethane	ND	ug/L	5.0	0.21	1		05/21/14 10:08	124-48-1	
1,1-Dichloroethane	ND	ug/L	2.4	0.050	1		05/21/14 10:08	75-34-3	
1,2-Dichloroethane	ND	ug/L	5.0	0.12	1		05/21/14 10:08	107-06-2	
1,1-Dichloroethene	ND	ug/L	5.0	0.20	1		05/21/14 10:08	75-35-4	
cis-1,2-Dichloroethene	ND	ug/L	5.0	0.080	1		05/21/14 10:08	156-59-2	
trans-1,2-Dichloroethene	ND	ug/L	5.0	0.20	1		05/21/14 10:08	156-60-5	
1,2-Dichloropropane	ND	ug/L	5.0	0.16	1		05/21/14 10:08	78-87-5	
cis-1,3-Dichloropropene	ND	ug/L	1.0	0.14	1		05/21/14 10:08	10061-01-5	
trans-1,3-Dichloropropene	ND	ug/L	1.0	0.12	1		05/21/14 10:08	10061-02-6	
Ethylbenzene	ND	ug/L	5.0	0.18	1		05/21/14 10:08	100-41-4	
2-Hexanone	ND	ug/L	10.0	1.2	1		05/21/14 10:08	591-78-6	
Methylene chloride	ND	ug/L	5.0	0.15	1		05/21/14 10:08	75-09-2	
4-Methyl-2-pentanone (MIBK)	ND	ug/L	10.0	0.42	1		05/21/14 10:08	108-10-1	
Styrene	ND	ug/L	5.0	0.12	1		05/21/14 10:08	100-42-5	
1,1,2,2-Tetrachloroethane	ND	ug/L	1.0	0.15	1		05/21/14 10:08	79-34-5	
Tetrachloroethene	ND	ug/L	5.0	0.10	1		05/21/14 10:08	127-18-4	
Toluene	ND	ug/L	5.0	0.17	1		05/21/14 10:08	108-88-3	
1,1,1-Trichloroethane	ND	ug/L	5.0	0.11	1		05/21/14 10:08	71-55-6	
1,1,2-Trichloroethane	ND	ug/L	5.0	0.20	1		05/21/14 10:08	79-00-5	
Trichloroethene	ND	ug/L	5.0	0.17	1		05/21/14 10:08	79-01-6	
Vinyl chloride	ND	ug/L	2.0	0.13	1		05/21/14 10:08	75-01-4	
Xylene (Total)	ND	ug/L	5.0	0.42	1		05/21/14 10:08	1330-20-7	
Surrogates									
4-Bromofluorobenzene (S)	99	%	80-120		1		05/21/14 10:08	460-00-4	
1,2-Dichloroethane-d4 (S)	102	%	80-120		1		05/21/14 10:08	17060-07-0	
Toluene-d8 (S)	97	%	80-120		1		05/21/14 10:08	2037-26-5	
Preservation pH	**1.0**		0.10	0.10	1		05/21/14 10:08		

REPORT OF LABORATORY ANALYSIS

This report shall not be reproduced, except in full,
without the written consent of Pace Analytical Services, Inc..

Pace Analytical Services, Inc.
9608 Loiret Blvd.
Lenexa, KS 66219
(913)599-5665

ANALYTICAL RESULTS

Project: FORT SMITH, AR
Pace Project No.: 60169284

Sample: TRIP-3 **Lab ID: 60169284024** Collected: 05/14/14 09:15 Received: 05/15/14 01:47 Matrix: Water

Parameters	Results	Units	Report Limit	MDL	DF	Prepared	Analyzed	CAS No.	Qual
8260 MSV	Analytical Method: EPA 5030B/8260								
Acetone	ND	ug/L	10.0	1.9	1		05/21/14 10:22	67-64-1	
Benzene	ND	ug/L	5.0	0.060	1		05/21/14 10:22	71-43-2	
Bromodichloromethane	ND	ug/L	5.0	0.19	1		05/21/14 10:22	75-27-4	
Bromoform	ND	ug/L	5.0	0.070	1		05/21/14 10:22	75-25-2	
Bromomethane	ND	ug/L	7.0	0.16	1		05/21/14 10:22	74-83-9	
2-Butanone (MEK)	ND	ug/L	10.0	0.59	1		05/21/14 10:22	78-93-3	
Carbon disulfide	ND	ug/L	10.0	0.12	1		05/21/14 10:22	75-15-0	
Carbon tetrachloride	ND	ug/L	5.0	0.18	1		05/21/14 10:22	56-23-5	
Chlorobenzene	ND	ug/L	5.0	0.21	1		05/21/14 10:22	108-90-7	
Chloroethane	ND	ug/L	10.0	0.15	1		05/21/14 10:22	75-00-3	
Chloroform	ND	ug/L	5.0	0.14	1		05/21/14 10:22	67-66-3	
Chloromethane	ND	ug/L	10.0	0.080	1		05/21/14 10:22	74-87-3	
Dibromochloromethane	ND	ug/L	5.0	0.21	1		05/21/14 10:22	124-48-1	
1,1-Dichloroethane	ND	ug/L	2.4	0.050	1		05/21/14 10:22	75-34-3	
1,2-Dichloroethane	ND	ug/L	5.0	0.12	1		05/21/14 10:22	107-06-2	
1,1-Dichloroethene	ND	ug/L	5.0	0.20	1		05/21/14 10:22	75-35-4	
cis-1,2-Dichloroethene	ND	ug/L	5.0	0.080	1		05/21/14 10:22	156-59-2	
trans-1,2-Dichloroethene	ND	ug/L	5.0	0.20	1		05/21/14 10:22	156-60-5	
1,2-Dichloropropane	ND	ug/L	5.0	0.16	1		05/21/14 10:22	78-87-5	
cis-1,3-Dichloropropene	ND	ug/L	1.0	0.14	1		05/21/14 10:22	10061-01-5	
trans-1,3-Dichloropropene	ND	ug/L	1.0	0.12	1		05/21/14 10:22	10061-02-6	
Ethylbenzene	ND	ug/L	5.0	0.18	1		05/21/14 10:22	100-41-4	
2-Hexanone	ND	ug/L	10.0	1.2	1		05/21/14 10:22	591-78-6	
Methylene chloride	ND	ug/L	5.0	0.15	1		05/21/14 10:22	75-09-2	
4-Methyl-2-pentanone (MIBK)	ND	ug/L	10.0	0.42	1		05/21/14 10:22	108-10-1	
Styrene	ND	ug/L	5.0	0.12	1		05/21/14 10:22	100-42-5	
1,1,2,2-Tetrachloroethane	ND	ug/L	1.0	0.15	1		05/21/14 10:22	79-34-5	
Tetrachloroethene	ND	ug/L	5.0	0.10	1		05/21/14 10:22	127-18-4	
Toluene	ND	ug/L	5.0	0.17	1		05/21/14 10:22	108-88-3	
1,1,1-Trichloroethane	ND	ug/L	5.0	0.11	1		05/21/14 10:22	71-55-6	
1,1,2-Trichloroethane	ND	ug/L	5.0	0.20	1		05/21/14 10:22	79-00-5	
Trichloroethene	ND	ug/L	5.0	0.17	1		05/21/14 10:22	79-01-6	
Vinyl chloride	ND	ug/L	2.0	0.13	1		05/21/14 10:22	75-01-4	
Xylene (Total)	ND	ug/L	5.0	0.42	1		05/21/14 10:22	1330-20-7	
Surrogates									
4-Bromofluorobenzene (S)	103	%	80-120		1		05/21/14 10:22	460-00-4	
1,2-Dichloroethane-d4 (S)	102	%	80-120		1		05/21/14 10:22	17060-07-0	
Toluene-d8 (S)	101	%	80-120		1		05/21/14 10:22	2037-26-5	
Preservation pH	**1.0**		0.10	0.10	1		05/21/14 10:22		

REPORT OF LABORATORY ANALYSIS

This report shall not be reproduced, except in full,
without the written consent of Pace Analytical Services, Inc..

Pace Analytical Services, Inc.
9608 Loiret Blvd.
Lenexa, KS 66219
(913)599-5665

ANALYTICAL RESULTS

Project: FORT SMITH, AR
Pace Project No.: 60169284

Sample: DUP2-201405 **Lab ID: 60169284025** Collected: 05/14/14 16:40 Received: 05/15/14 01:47 Matrix: Water

Parameters	Results	Units	Report Limit	MDL	DF	Prepared	Analyzed	CAS No.	Qual
8260 MSV	Analytical Method: EPA 5030B/8260								
Acetone	**2.4J**	ug/L	10.0	1.9	1		05/22/14 20:41	67-64-1	
Benzene	ND	ug/L	5.0	0.060	1		05/22/14 20:41	71-43-2	
Bromodichloromethane	ND	ug/L	5.0	0.19	1		05/22/14 20:41	75-27-4	
Bromoform	ND	ug/L	5.0	0.070	1		05/22/14 20:41	75-25-2	
Bromomethane	ND	ug/L	7.0	0.16	1		05/22/14 20:41	74-83-9	
2-Butanone (MEK)	ND	ug/L	10.0	0.59	1		05/22/14 20:41	78-93-3	
Carbon disulfide	ND	ug/L	10.0	0.12	1		05/22/14 20:41	75-15-0	
Carbon tetrachloride	ND	ug/L	5.0	0.18	1		05/22/14 20:41	56-23-5	
Chlorobenzene	ND	ug/L	5.0	0.21	1		05/22/14 20:41	108-90-7	
Chloroethane	ND	ug/L	10.0	0.15	1		05/22/14 20:41	75-00-3	
Chloroform	**0.28J**	ug/L	5.0	0.14	1		05/22/14 20:41	67-66-3	
Chloromethane	ND	ug/L	10.0	0.080	1		05/22/14 20:41	74-87-3	
Dibromochloromethane	ND	ug/L	5.0	0.21	1		05/22/14 20:41	124-48-1	
1,1-Dichloroethane	ND	ug/L	2.4	0.050	1		05/22/14 20:41	75-34-3	
1,2-Dichloroethane	ND	ug/L	5.0	0.12	1		05/22/14 20:41	107-06-2	
1,1-Dichloroethene	**2.6J**	ug/L	5.0	0.20	1		05/22/14 20:41	75-35-4	
cis-1,2-Dichloroethene	**61.7**	ug/L	5.0	0.080	1		05/22/14 20:41	156-59-2	
trans-1,2-Dichloroethene	**0.59J**	ug/L	5.0	0.20	1		05/22/14 20:41	156-60-5	
1,2-Dichloropropane	ND	ug/L	5.0	0.16	1		05/22/14 20:41	78-87-5	
cis-1,3-Dichloropropene	ND	ug/L	1.0	0.14	1		05/22/14 20:41	10061-01-5	
trans-1,3-Dichloropropene	ND	ug/L	1.0	0.12	1		05/22/14 20:41	10061-02-6	
Ethylbenzene	ND	ug/L	5.0	0.18	1		05/22/14 20:41	100-41-4	
2-Hexanone	ND	ug/L	10.0	1.2	1		05/22/14 20:41	591-78-6	
Methylene chloride	**0.43J**	ug/L	5.0	0.15	1		05/22/14 20:41	75-09-2	
4-Methyl-2-pentanone (MIBK)	ND	ug/L	10.0	0.42	1		05/22/14 20:41	108-10-1	
Styrene	ND	ug/L	5.0	0.12	1		05/22/14 20:41	100-42-5	
1,1,2,2-Tetrachloroethane	ND	ug/L	1.0	0.15	1		05/22/14 20:41	79-34-5	
Tetrachloroethene	**0.11J**	ug/L	5.0	0.10	1		05/22/14 20:41	127-18-4	
Toluene	ND	ug/L	5.0	0.17	1		05/22/14 20:41	108-88-3	
1,1,1-Trichloroethane	ND	ug/L	5.0	0.11	1		05/22/14 20:41	71-55-6	
1,1,2-Trichloroethane	ND	ug/L	5.0	0.20	1		05/22/14 20:41	79-00-5	
Trichloroethene	**899**	ug/L	500	17.0	100		05/21/14 12:17	79-01-6	
Vinyl chloride	**4.4**	ug/L	2.0	0.13	1		05/22/14 20:41	75-01-4	
Xylene (Total)	ND	ug/L	5.0	0.42	1		05/22/14 20:41	1330-20-7	
Surrogates									
4-Bromofluorobenzene (S)	100	%	80-120		1		05/22/14 20:41	460-00-4	
1,2-Dichloroethane-d4 (S)	95	%	80-120		1		05/22/14 20:41	17060-07-0	
Toluene-d8 (S)	102	%	80-120		1		05/22/14 20:41	2037-26-5	
Preservation pH	**1.0**		0.10	0.10	1		05/22/14 20:41		

REPORT OF LABORATORY ANALYSIS

This report shall not be reproduced, except in full,
without the written consent of Pace Analytical Services, Inc..

Pace Analytical Services, Inc.
9608 Loiret Blvd.
Lenexa, KS 66219
(913)599-5665

ANALYTICAL RESULTS

Project: FORT SMITH, AR
Pace Project No.: 60169284

Sample: TRIP-4 **Lab ID: 60169284026** Collected: 05/14/14 09:15 Received: 05/15/14 01:47 Matrix: Water

Parameters	Results	Units	Report Limit	MDL	DF	Prepared	Analyzed	CAS No.	Qual
8260 MSV	Analytical Method: EPA 5030B/8260								
Acetone	ND	ug/L	10.0	1.9	1		05/21/14 09:39	67-64-1	
Benzene	ND	ug/L	5.0	0.060	1		05/21/14 09:39	71-43-2	
Bromodichloromethane	ND	ug/L	5.0	0.19	1		05/21/14 09:39	75-27-4	
Bromoform	ND	ug/L	5.0	0.070	1		05/21/14 09:39	75-25-2	
Bromomethane	ND	ug/L	7.0	0.16	1		05/21/14 09:39	74-83-9	
2-Butanone (MEK)	ND	ug/L	10.0	0.59	1		05/21/14 09:39	78-93-3	
Carbon disulfide	ND	ug/L	10.0	0.12	1		05/21/14 09:39	75-15-0	
Carbon tetrachloride	ND	ug/L	5.0	0.18	1		05/21/14 09:39	56-23-5	
Chlorobenzene	ND	ug/L	5.0	0.21	1		05/21/14 09:39	108-90-7	
Chloroethane	ND	ug/L	10.0	0.15	1		05/21/14 09:39	75-00-3	
Chloroform	ND	ug/L	5.0	0.14	1		05/21/14 09:39	67-66-3	
Chloromethane	ND	ug/L	10.0	0.080	1		05/21/14 09:39	74-87-3	
Dibromochloromethane	ND	ug/L	5.0	0.21	1		05/21/14 09:39	124-48-1	
1,1-Dichloroethane	ND	ug/L	2.4	0.050	1		05/21/14 09:39	75-34-3	
1,2-Dichloroethane	ND	ug/L	5.0	0.12	1		05/21/14 09:39	107-06-2	
1,1-Dichloroethene	ND	ug/L	5.0	0.20	1		05/21/14 09:39	75-35-4	
cis-1,2-Dichloroethene	ND	ug/L	5.0	0.080	1		05/21/14 09:39	156-59-2	
trans-1,2-Dichloroethene	ND	ug/L	5.0	0.20	1		05/21/14 09:39	156-60-5	
1,2-Dichloropropane	ND	ug/L	5.0	0.16	1		05/21/14 09:39	78-87-5	
cis-1,3-Dichloropropene	ND	ug/L	1.0	0.14	1		05/21/14 09:39	10061-01-5	
trans-1,3-Dichloropropene	ND	ug/L	1.0	0.12	1		05/21/14 09:39	10061-02-6	
Ethylbenzene	ND	ug/L	5.0	0.18	1		05/21/14 09:39	100-41-4	
2-Hexanone	ND	ug/L	10.0	1.2	1		05/21/14 09:39	591-78-6	
Methylene chloride	ND	ug/L	5.0	0.15	1		05/21/14 09:39	75-09-2	
4-Methyl-2-pentanone (MIBK)	ND	ug/L	10.0	0.42	1		05/21/14 09:39	108-10-1	
Styrene	ND	ug/L	5.0	0.12	1		05/21/14 09:39	100-42-5	
1,1,2,2-Tetrachloroethane	ND	ug/L	1.0	0.15	1		05/21/14 09:39	79-34-5	
Tetrachloroethene	ND	ug/L	5.0	0.10	1		05/21/14 09:39	127-18-4	
Toluene	ND	ug/L	5.0	0.17	1		05/21/14 09:39	108-88-3	
1,1,1-Trichloroethane	ND	ug/L	5.0	0.11	1		05/21/14 09:39	71-55-6	
1,1,2-Trichloroethane	ND	ug/L	5.0	0.20	1		05/21/14 09:39	79-00-5	
Trichloroethene	ND	ug/L	5.0	0.17	1		05/21/14 09:39	79-01-6	
Vinyl chloride	ND	ug/L	2.0	0.13	1		05/21/14 09:39	75-01-4	
Xylene (Total)	ND	ug/L	5.0	0.42	1		05/21/14 09:39	1330-20-7	
Surrogates									
4-Bromofluorobenzene (S)	104	%	80-120		1		05/21/14 09:39	460-00-4	
1,2-Dichloroethane-d4 (S)	103	%	80-120		1		05/21/14 09:39	17060-07-0	
Toluene-d8 (S)	99	%	80-120		1		05/21/14 09:39	2037-26-5	
Preservation pH	**1.0**		0.10	0.10	1		05/21/14 09:39		

REPORT OF LABORATORY ANALYSIS

This report shall not be reproduced, except in full,
without the written consent of Pace Analytical Services, Inc..

Pace Analytical Services, Inc.
9608 Loiret Blvd.
Lenexa, KS 66219
(913)599-5665

ANALYTICAL RESULTS

Project: FORT SMITH, AR
Pace Project No.: 60169284

Sample: TRIP-5 **Lab ID: 60169284027** Collected: 05/14/14 09:15 Received: 05/15/14 01:47 Matrix: Water

Parameters	Results	Units	Report Limit	MDL	DF	Prepared	Analyzed	CAS No.	Qual
8260 MSV	Analytical Method: EPA 5030B/8260								
Acetone	ND	ug/L	10.0	1.9	1		05/21/14 10:37	67-64-1	
Benzene	ND	ug/L	5.0	0.060	1		05/21/14 10:37	71-43-2	
Bromodichloromethane	ND	ug/L	5.0	0.19	1		05/21/14 10:37	75-27-4	
Bromoform	ND	ug/L	5.0	0.070	1		05/21/14 10:37	75-25-2	
Bromomethane	ND	ug/L	7.0	0.16	1		05/21/14 10:37	74-83-9	
2-Butanone (MEK)	ND	ug/L	10.0	0.59	1		05/21/14 10:37	78-93-3	
Carbon disulfide	ND	ug/L	10.0	0.12	1		05/21/14 10:37	75-15-0	
Carbon tetrachloride	ND	ug/L	5.0	0.18	1		05/21/14 10:37	56-23-5	
Chlorobenzene	ND	ug/L	5.0	0.21	1		05/21/14 10:37	108-90-7	
Chloroethane	ND	ug/L	10.0	0.15	1		05/21/14 10:37	75-00-3	
Chloroform	ND	ug/L	5.0	0.14	1		05/21/14 10:37	67-66-3	
Chloromethane	ND	ug/L	10.0	0.080	1		05/21/14 10:37	74-87-3	
Dibromochloromethane	ND	ug/L	5.0	0.21	1		05/21/14 10:37	124-48-1	
1,1-Dichloroethane	ND	ug/L	2.4	0.050	1		05/21/14 10:37	75-34-3	
1,2-Dichloroethane	ND	ug/L	5.0	0.12	1		05/21/14 10:37	107-06-2	
1,1-Dichloroethene	ND	ug/L	5.0	0.20	1		05/21/14 10:37	75-35-4	
cis-1,2-Dichloroethene	ND	ug/L	5.0	0.080	1		05/21/14 10:37	156-59-2	
trans-1,2-Dichloroethene	ND	ug/L	5.0	0.20	1		05/21/14 10:37	156-60-5	
1,2-Dichloropropane	ND	ug/L	5.0	0.16	1		05/21/14 10:37	78-87-5	
cis-1,3-Dichloropropene	ND	ug/L	1.0	0.14	1		05/21/14 10:37	10061-01-5	
trans-1,3-Dichloropropene	ND	ug/L	1.0	0.12	1		05/21/14 10:37	10061-02-6	
Ethylbenzene	ND	ug/L	5.0	0.18	1		05/21/14 10:37	100-41-4	
2-Hexanone	ND	ug/L	10.0	1.2	1		05/21/14 10:37	591-78-6	
Methylene chloride	ND	ug/L	5.0	0.15	1		05/21/14 10:37	75-09-2	
4-Methyl-2-pentanone (MIBK)	ND	ug/L	10.0	0.42	1		05/21/14 10:37	108-10-1	
Styrene	ND	ug/L	5.0	0.12	1		05/21/14 10:37	100-42-5	
1,1,2,2-Tetrachloroethane	ND	ug/L	1.0	0.15	1		05/21/14 10:37	79-34-5	
Tetrachloroethene	ND	ug/L	5.0	0.10	1		05/21/14 10:37	127-18-4	
Toluene	ND	ug/L	5.0	0.17	1		05/21/14 10:37	108-88-3	
1,1,1-Trichloroethane	ND	ug/L	5.0	0.11	1		05/21/14 10:37	71-55-6	
1,1,2-Trichloroethane	ND	ug/L	5.0	0.20	1		05/21/14 10:37	79-00-5	
Trichloroethene	ND	ug/L	5.0	0.17	1		05/21/14 10:37	79-01-6	
Vinyl chloride	ND	ug/L	2.0	0.13	1		05/21/14 10:37	75-01-4	
Xylene (Total)	ND	ug/L	5.0	0.42	1		05/21/14 10:37	1330-20-7	
Surrogates									
4-Bromofluorobenzene (S)	98	%	80-120		1		05/21/14 10:37	460-00-4	
1,2-Dichloroethane-d4 (S)	99	%	80-120		1		05/21/14 10:37	17060-07-0	
Toluene-d8 (S)	101	%	80-120		1		05/21/14 10:37	2037-26-5	
Preservation pH	**1.0**		0.10	0.10	1		05/21/14 10:37		

REPORT OF LABORATORY ANALYSIS

This report shall not be reproduced, except in full,
without the written consent of Pace Analytical Services, Inc..

Pace Analytical Services, Inc.
9608 Loiret Blvd.
Lenexa, KS 66219
(913)599-5665

ANALYTICAL RESULTS

Project: FORT SMITH, AR
Pace Project No.: 60169284

Sample: EB-1-201405 **Lab ID: 60169284028** Collected: 05/14/14 17:38 Received: 05/15/14 01:47 Matrix: Water

Parameters	Results	Units	Report Limit	MDL	DF	Prepared	Analyzed	CAS No.	Qual
8260 MSV	Analytical Method: EPA 5030B/8260								
Acetone	ND	ug/L	10.0	1.9	1		05/22/14 15:56	67-64-1	
Benzene	ND	ug/L	5.0	0.060	1		05/22/14 15:56	71-43-2	
Bromodichloromethane	ND	ug/L	5.0	0.19	1		05/22/14 15:56	75-27-4	
Bromoform	ND	ug/L	5.0	0.070	1		05/22/14 15:56	75-25-2	
Bromomethane	ND	ug/L	7.0	0.16	1		05/22/14 15:56	74-83-9	
2-Butanone (MEK)	ND	ug/L	10.0	0.59	1		05/22/14 15:56	78-93-3	
Carbon disulfide	ND	ug/L	10.0	0.12	1		05/22/14 15:56	75-15-0	
Carbon tetrachloride	ND	ug/L	5.0	0.18	1		05/22/14 15:56	56-23-5	
Chlorobenzene	ND	ug/L	5.0	0.21	1		05/22/14 15:56	108-90-7	
Chloroethane	ND	ug/L	10.0	0.15	1		05/22/14 15:56	75-00-3	
Chloroform	ND	ug/L	5.0	0.14	1		05/22/14 15:56	67-66-3	
Chloromethane	ND	ug/L	10.0	0.080	1		05/22/14 15:56	74-87-3	
Dibromochloromethane	ND	ug/L	5.0	0.21	1		05/22/14 15:56	124-48-1	
1,1-Dichloroethane	ND	ug/L	2.4	0.050	1		05/22/14 15:56	75-34-3	
1,2-Dichloroethane	ND	ug/L	5.0	0.12	1		05/22/14 15:56	107-06-2	
1,1-Dichloroethene	ND	ug/L	5.0	0.20	1		05/22/14 15:56	75-35-4	
cis-1,2-Dichloroethene	ND	ug/L	5.0	0.080	1		05/22/14 15:56	156-59-2	
trans-1,2-Dichloroethene	ND	ug/L	5.0	0.20	1		05/22/14 15:56	156-60-5	
1,2-Dichloropropane	ND	ug/L	5.0	0.16	1		05/22/14 15:56	78-87-5	
cis-1,3-Dichloropropene	ND	ug/L	1.0	0.14	1		05/22/14 15:56	10061-01-5	
trans-1,3-Dichloropropene	ND	ug/L	1.0	0.12	1		05/22/14 15:56	10061-02-6	
Ethylbenzene	ND	ug/L	5.0	0.18	1		05/22/14 15:56	100-41-4	
2-Hexanone	ND	ug/L	10.0	1.2	1		05/22/14 15:56	591-78-6	
Methylene chloride	ND	ug/L	5.0	0.15	1		05/22/14 15:56	75-09-2	
4-Methyl-2-pentanone (MIBK)	ND	ug/L	10.0	0.42	1		05/22/14 15:56	108-10-1	
Styrene	ND	ug/L	5.0	0.12	1		05/22/14 15:56	100-42-5	
1,1,2,2-Tetrachloroethane	ND	ug/L	1.0	0.15	1		05/22/14 15:56	79-34-5	
Tetrachloroethene	ND	ug/L	5.0	0.10	1		05/22/14 15:56	127-18-4	
Toluene	ND	ug/L	5.0	0.17	1		05/22/14 15:56	108-88-3	
1,1,1-Trichloroethane	ND	ug/L	5.0	0.11	1		05/22/14 15:56	71-55-6	
1,1,2-Trichloroethane	ND	ug/L	5.0	0.20	1		05/22/14 15:56	79-00-5	
Trichloroethene	**0.23J**	ug/L	5.0	0.17	1		05/22/14 15:56	79-01-6	
Vinyl chloride	ND	ug/L	2.0	0.13	1		05/22/14 15:56	75-01-4	
Xylene (Total)	ND	ug/L	5.0	0.42	1		05/22/14 15:56	1330-20-7	
Surrogates									
4-Bromofluorobenzene (S)	103	%	80-120		1		05/22/14 15:56	460-00-4	
1,2-Dichloroethane-d4 (S)	95	%	80-120		1		05/22/14 15:56	17060-07-0	
Toluene-d8 (S)	98	%	80-120		1		05/22/14 15:56	2037-26-5	
Preservation pH	**1.0**		0.10	0.10	1		05/22/14 15:56		

REPORT OF LABORATORY ANALYSIS

This report shall not be reproduced, except in full,
without the written consent of Pace Analytical Services, Inc..

Pace Analytical Services, Inc.
9608 Loiret Blvd.
Lenexa, KS 66219
(913)599-5665

ANALYTICAL RESULTS

Project: FORT SMITH, AR
Pace Project No.: 60169284

Sample: EB-3-201405 **Lab ID: 60169284029** Collected: 05/14/14 18:05 Received: 05/15/14 01:47 Matrix: Water

Parameters	Results	Units	Report Limit	MDL	DF	Prepared	Analyzed	CAS No.	Qual
8260 MSV	Analytical Method: EPA 5030B/8260								
Acetone	ND	ug/L	10.0	1.9	1		05/22/14 16:10	67-64-1	
Benzene	ND	ug/L	5.0	0.060	1		05/22/14 16:10	71-43-2	
Bromodichloromethane	ND	ug/L	5.0	0.19	1		05/22/14 16:10	75-27-4	
Bromoform	ND	ug/L	5.0	0.070	1		05/22/14 16:10	75-25-2	
Bromomethane	ND	ug/L	7.0	0.16	1		05/22/14 16:10	74-83-9	
2-Butanone (MEK)	ND	ug/L	10.0	0.59	1		05/22/14 16:10	78-93-3	
Carbon disulfide	ND	ug/L	10.0	0.12	1		05/22/14 16:10	75-15-0	
Carbon tetrachloride	ND	ug/L	5.0	0.18	1		05/22/14 16:10	56-23-5	
Chlorobenzene	ND	ug/L	5.0	0.21	1		05/22/14 16:10	108-90-7	
Chloroethane	ND	ug/L	10.0	0.15	1		05/22/14 16:10	75-00-3	
Chloroform	ND	ug/L	5.0	0.14	1		05/22/14 16:10	67-66-3	
Chloromethane	ND	ug/L	10.0	0.080	1		05/22/14 16:10	74-87-3	
Dibromochloromethane	ND	ug/L	5.0	0.21	1		05/22/14 16:10	124-48-1	
1,1-Dichloroethane	ND	ug/L	2.4	0.050	1		05/22/14 16:10	75-34-3	
1,2-Dichloroethane	ND	ug/L	5.0	0.12	1		05/22/14 16:10	107-06-2	
1,1-Dichloroethene	ND	ug/L	5.0	0.20	1		05/22/14 16:10	75-35-4	
cis-1,2-Dichloroethene	ND	ug/L	5.0	0.080	1		05/22/14 16:10	156-59-2	
trans-1,2-Dichloroethene	ND	ug/L	5.0	0.20	1		05/22/14 16:10	156-60-5	
1,2-Dichloropropane	ND	ug/L	5.0	0.16	1		05/22/14 16:10	78-87-5	
cis-1,3-Dichloropropene	ND	ug/L	1.0	0.14	1		05/22/14 16:10	10061-01-5	
trans-1,3-Dichloropropene	ND	ug/L	1.0	0.12	1		05/22/14 16:10	10061-02-6	
Ethylbenzene	ND	ug/L	5.0	0.18	1		05/22/14 16:10	100-41-4	
2-Hexanone	ND	ug/L	10.0	1.2	1		05/22/14 16:10	591-78-6	
Methylene chloride	ND	ug/L	5.0	0.15	1		05/22/14 16:10	75-09-2	
4-Methyl-2-pentanone (MIBK)	ND	ug/L	10.0	0.42	1		05/22/14 16:10	108-10-1	
Styrene	ND	ug/L	5.0	0.12	1		05/22/14 16:10	100-42-5	
1,1,2,2-Tetrachloroethane	ND	ug/L	1.0	0.15	1		05/22/14 16:10	79-34-5	
Tetrachloroethene	ND	ug/L	5.0	0.10	1		05/22/14 16:10	127-18-4	
Toluene	ND	ug/L	5.0	0.17	1		05/22/14 16:10	108-88-3	
1,1,1-Trichloroethane	ND	ug/L	5.0	0.11	1		05/22/14 16:10	71-55-6	
1,1,2-Trichloroethane	ND	ug/L	5.0	0.20	1		05/22/14 16:10	79-00-5	
Trichloroethene	ND	ug/L	5.0	0.17	1		05/22/14 16:10	79-01-6	
Vinyl chloride	ND	ug/L	2.0	0.13	1		05/22/14 16:10	75-01-4	
Xylene (Total)	ND	ug/L	5.0	0.42	1		05/22/14 16:10	1330-20-7	
Surrogates									
4-Bromofluorobenzene (S)	102	%	80-120		1		05/22/14 16:10	460-00-4	
1,2-Dichloroethane-d4 (S)	101	%	80-120		1		05/22/14 16:10	17060-07-0	
Toluene-d8 (S)	97	%	80-120		1		05/22/14 16:10	2037-26-5	
Preservation pH	**1.0**		0.10	0.10	1		05/22/14 16:10		

REPORT OF LABORATORY ANALYSIS

This report shall not be reproduced, except in full,
without the written consent of Pace Analytical Services, Inc..

Pace Analytical Services, Inc.
9608 Loiret Blvd.
Lenexa, KS 66219
(913)599-5665

ANALYTICAL RESULTS

Project: FORT SMITH, AR
Pace Project No.: 60169284

Sample: EB-2-201405 **Lab ID: 60169284030** Collected: 05/14/14 18:17 Received: 05/15/14 01:47 Matrix: Water

Parameters	Results	Units	Report Limit	MDL	DF	Prepared	Analyzed	CAS No.	Qual
8260 MSV	Analytical Method: EPA 5030B/8260								
Acetone	ND	ug/L	10.0	1.9	1		05/22/14 16:24	67-64-1	
Benzene	ND	ug/L	5.0	0.060	1		05/22/14 16:24	71-43-2	
Bromodichloromethane	ND	ug/L	5.0	0.19	1		05/22/14 16:24	75-27-4	
Bromoform	ND	ug/L	5.0	0.070	1		05/22/14 16:24	75-25-2	
Bromomethane	ND	ug/L	7.0	0.16	1		05/22/14 16:24	74-83-9	
2-Butanone (MEK)	ND	ug/L	10.0	0.59	1		05/22/14 16:24	78-93-3	
Carbon disulfide	ND	ug/L	10.0	0.12	1		05/22/14 16:24	75-15-0	
Carbon tetrachloride	ND	ug/L	5.0	0.18	1		05/22/14 16:24	56-23-5	
Chlorobenzene	ND	ug/L	5.0	0.21	1		05/22/14 16:24	108-90-7	
Chloroethane	ND	ug/L	10.0	0.15	1		05/22/14 16:24	75-00-3	
Chloroform	ND	ug/L	5.0	0.14	1		05/22/14 16:24	67-66-3	
Chloromethane	ND	ug/L	10.0	0.080	1		05/22/14 16:24	74-87-3	
Dibromochloromethane	ND	ug/L	5.0	0.21	1		05/22/14 16:24	124-48-1	
1,1-Dichloroethane	ND	ug/L	2.4	0.050	1		05/22/14 16:24	75-34-3	
1,2-Dichloroethane	ND	ug/L	5.0	0.12	1		05/22/14 16:24	107-06-2	
1,1-Dichloroethene	ND	ug/L	5.0	0.20	1		05/22/14 16:24	75-35-4	
cis-1,2-Dichloroethene	ND	ug/L	5.0	0.080	1		05/22/14 16:24	156-59-2	
trans-1,2-Dichloroethene	ND	ug/L	5.0	0.20	1		05/22/14 16:24	156-60-5	
1,2-Dichloropropane	ND	ug/L	5.0	0.16	1		05/22/14 16:24	78-87-5	
cis-1,3-Dichloropropene	ND	ug/L	1.0	0.14	1		05/22/14 16:24	10061-01-5	
trans-1,3-Dichloropropene	ND	ug/L	1.0	0.12	1		05/22/14 16:24	10061-02-6	
Ethylbenzene	ND	ug/L	5.0	0.18	1		05/22/14 16:24	100-41-4	
2-Hexanone	ND	ug/L	10.0	1.2	1		05/22/14 16:24	591-78-6	
Methylene chloride	ND	ug/L	5.0	0.15	1		05/22/14 16:24	75-09-2	
4-Methyl-2-pentanone (MIBK)	ND	ug/L	10.0	0.42	1		05/22/14 16:24	108-10-1	
Styrene	ND	ug/L	5.0	0.12	1		05/22/14 16:24	100-42-5	
1,1,2,2-Tetrachloroethane	ND	ug/L	1.0	0.15	1		05/22/14 16:24	79-34-5	
Tetrachloroethene	ND	ug/L	5.0	0.10	1		05/22/14 16:24	127-18-4	
Toluene	ND	ug/L	5.0	0.17	1		05/22/14 16:24	108-88-3	
1,1,1-Trichloroethane	ND	ug/L	5.0	0.11	1		05/22/14 16:24	71-55-6	
1,1,2-Trichloroethane	ND	ug/L	5.0	0.20	1		05/22/14 16:24	79-00-5	
Trichloroethene	ND	ug/L	5.0	0.17	1		05/22/14 16:24	79-01-6	
Vinyl chloride	ND	ug/L	2.0	0.13	1		05/22/14 16:24	75-01-4	
Xylene (Total)	ND	ug/L	5.0	0.42	1		05/22/14 16:24	1330-20-7	
Surrogates									
4-Bromofluorobenzene (S)	108	%	80-120		1		05/22/14 16:24	460-00-4	
1,2-Dichloroethane-d4 (S)	101	%	80-120		1		05/22/14 16:24	17060-07-0	
Toluene-d8 (S)	98	%	80-120		1		05/22/14 16:24	2037-26-5	
Preservation pH	**1.0**		0.10	0.10	1		05/22/14 16:24		

REPORT OF LABORATORY ANALYSIS

This report shall not be reproduced, except in full,
without the written consent of Pace Analytical Services, Inc..

Pace Analytical Services, Inc.
9608 Loiret Blvd.
Lenexa, KS 66219
(913)599-5665

QUALITY CONTROL DATA

Project: FORT SMITH, AR
Pace Project No.: 60169284

QC Batch: GCSV/2568 Analysis Method: EPA 8015 - Alcohol
QC Batch Method: EPA 8015 - Alcohol Analysis Description: Alcohol by Direct Inject GCFID
Associated Lab Samples: 60169284001, 60169284002, 60169284003, 60169284004, 60169284005, 60169284006, 60169284007, 60169284008, 60169284009, 60169284010, 60169284011, 60169284012

METHOD BLANK: 76554 Matrix: Water
Associated Lab Samples: 60169284001, 60169284002, 60169284003, 60169284004, 60169284005, 60169284006, 60169284007, 60169284008, 60169284009, 60169284010, 60169284011, 60169284012

Parameter	Units	Blank Result	Reporting Limit	Analyzed	Qualifiers
2-Chloroethanol	ug/L	ND	10000	05/20/14 12:50	

LABORATORY CONTROL SAMPLE: 76555

Parameter	Units	Spike Conc.	LCS Result	LCS % Rec	% Rec Limits	Qualifiers
2-Chloroethanol	ug/L	100000	113000	113	40-140	

MATRIX SPIKE & MATRIX SPIKE DUPLICATE: 76556 76557

Parameter	Units	60169189016 Result	MS Spike Conc.	MSD Spike Conc.	MS Result	MSD Result	MS % Rec	MSD % Rec	% Rec Limits	RPD	Max RPD	Qual
2-Chloroethanol	ug/L	ND	100000	100000	111000	115000	111	115	40-140	3	40	

Results presented on this page are in the units indicated by the "Units" column except where an alternate unit is presented to the right of the result.

REPORT OF LABORATORY ANALYSIS

This report shall not be reproduced, except in full,
without the written consent of Pace Analytical Services, Inc..

Pace Analytical Services, Inc.
9608 Loiret Blvd.
Lenexa, KS 66219
(913)599-5665

QUALITY CONTROL DATA

Project: FORT SMITH, AR
Pace Project No.: 60169284

QC Batch: GCSV/2575 Analysis Method: EPA 8015 - Alcohol
QC Batch Method: EPA 8015 - Alcohol Analysis Description: Alcohol by Direct Inject GCFID
Associated Lab Samples: 60169284013, 60169284014, 60169284015, 60169284016, 60169284017, 60169284018, 60169284019, 60169284020

METHOD BLANK: 76643 Matrix: Water
Associated Lab Samples: 60169284013, 60169284014, 60169284015, 60169284016, 60169284017, 60169284018, 60169284019, 60169284020

Parameter	Units	Blank Result	Reporting Limit	Analyzed	Qualifiers
2-Chloroethanol	ug/L	ND	10000	05/20/14 18:06	

LABORATORY CONTROL SAMPLE: 76644

Parameter	Units	Spike Conc.	LCS Result	LCS % Rec	% Rec Limits	Qualifiers
2-Chloroethanol	ug/L	100000	77000	77	40-140	

MATRIX SPIKE & MATRIX SPIKE DUPLICATE: 76645 76646

Parameter	Units	60169284015 Result	MS Spike Conc.	MSD Spike Conc.	MS Result	MSD Result	MS % Rec	MSD % Rec	% Rec Limits	RPD	Max RPD	Qual
2-Chloroethanol	ug/L	ND	100000	100000	77300	77100	77	77	40-140	0	40	

Results presented on this page are in the units indicated by the "Units" column except where an alternate unit is presented to the right of the result.

REPORT OF LABORATORY ANALYSIS

This report shall not be reproduced, except in full,
without the written consent of Pace Analytical Services, Inc..

Pace Analytical Services, Inc.
9608 Loiret Blvd.
Lenexa, KS 66219
(913)599-5665

QUALITY CONTROL DATA

Project: FORT SMITH, AR
Pace Project No.: 60169284

QC Batch: MPRP/27368 Analysis Method: EPA 6010
QC Batch Method: EPA 3010 Analysis Description: 6010 MET
Associated Lab Samples: 60169284001, 60169284002, 60169284003, 60169284004, 60169284005, 60169284006, 60169284007, 60169284008, 60169284009, 60169284010, 60169284011, 60169284012, 60169284013, 60169284014, 60169284015, 60169284016, 60169284017, 60169284018, 60169284019, 60169284020

METHOD BLANK: 1383241 Matrix: Water
Associated Lab Samples: 60169284001, 60169284002, 60169284003, 60169284004, 60169284005, 60169284006, 60169284007, 60169284008, 60169284009, 60169284010, 60169284011, 60169284012, 60169284013, 60169284014, 60169284015, 60169284016, 60169284017, 60169284018, 60169284019, 60169284020

Parameter	Units	Blank Result	Reporting Limit	Analyzed	Qualifiers
Iron	ug/L	ND	50.0	05/27/14 15:22	
Manganese	ug/L	ND	5.0	05/27/14 15:22	

LABORATORY CONTROL SAMPLE: 1383242

Parameter	Units	Spike Conc.	LCS Result	LCS % Rec	% Rec Limits	Qualifiers
Iron	ug/L	10000	9620	96	80-120	
Manganese	ug/L	1000	980	98	80-120	

MATRIX SPIKE & MATRIX SPIKE DUPLICATE: 1383243 1383244

Parameter	Units	60169284001 Result	MS Spike Conc.	MSD Spike Conc.	MS Result	MSD Result	MS % Rec	MSD % Rec	% Rec Limits	RPD	Max RPD	Qual
Iron	ug/L	ND	10000	10000	9560	9490	95	95	75-125	1	20	
Manganese	ug/L	88.8	1000	1000	1050	1040	96	96	75-125	0	20	

Results presented on this page are in the units indicated by the "Units" column except where an alternate unit is presented to the right of the result.

REPORT OF LABORATORY ANALYSIS

This report shall not be reproduced, except in full,
without the written consent of Pace Analytical Services, Inc..

Pace Analytical Services, Inc.
9608 Loiret Blvd.
Lenexa, KS 66219
(913)599-5665

QUALITY CONTROL DATA

Project: FORT SMITH, AR
Pace Project No.: 60169284

QC Batch: MSV/61672 Analysis Method: EPA 5030B/8260
QC Batch Method: EPA 5030B/8260 Analysis Description: 8260 MSV Water 10 mL Purge
Associated Lab Samples: 60169284001, 60169284002, 60169284003, 60169284004, 60169284005, 60169284006, 60169284007, 60169284008, 60169284009, 60169284010, 60169284011, 60169284012, 60169284013, 60169284014, 60169284015

METHOD BLANK: 1380614 Matrix: Water
Associated Lab Samples: 60169284001, 60169284002, 60169284003, 60169284004, 60169284005, 60169284006, 60169284007, 60169284008, 60169284009, 60169284010, 60169284011, 60169284012, 60169284013, 60169284014, 60169284015

Parameter	Units	Blank Result	Reporting Limit	Analyzed	Qualifiers
1,1,1-Trichloroethane	ug/L	ND	5.0	05/20/14 03:32	
1,1,2,2-Tetrachloroethane	ug/L	ND	1.0	05/20/14 03:32	
1,1,2-Trichloroethane	ug/L	ND	5.0	05/20/14 03:32	
1,1-Dichloroethane	ug/L	ND	2.4	05/20/14 03:32	
1,1-Dichloroethene	ug/L	ND	5.0	05/20/14 03:32	
1,2-Dichloroethane	ug/L	ND	5.0	05/20/14 03:32	
1,2-Dichloropropane	ug/L	ND	5.0	05/20/14 03:32	
2-Butanone (MEK)	ug/L	ND	10.0	05/20/14 03:32	
2-Hexanone	ug/L	ND	10.0	05/20/14 03:32	
4-Methyl-2-pentanone (MIBK)	ug/L	ND	10.0	05/20/14 03:32	
Acetone	ug/L	ND	10.0	05/20/14 03:32	
Benzene	ug/L	ND	5.0	05/20/14 03:32	
Bromodichloromethane	ug/L	ND	5.0	05/20/14 03:32	
Bromoform	ug/L	ND	5.0	05/20/14 03:32	
Bromomethane	ug/L	ND	7.0	05/20/14 03:32	
Carbon disulfide	ug/L	0.21J	10.0	05/20/14 03:32	
Carbon tetrachloride	ug/L	ND	5.0	05/20/14 03:32	
Chlorobenzene	ug/L	ND	5.0	05/20/14 03:32	
Chloroethane	ug/L	ND	10.0	05/20/14 03:32	
Chloroform	ug/L	ND	5.0	05/20/14 03:32	
Chloromethane	ug/L	ND	10.0	05/20/14 03:32	
cis-1,2-Dichloroethene	ug/L	ND	5.0	05/20/14 03:32	
cis-1,3-Dichloropropene	ug/L	ND	1.0	05/20/14 03:32	
Dibromochloromethane	ug/L	ND	5.0	05/20/14 03:32	
Ethylbenzene	ug/L	ND	5.0	05/20/14 03:32	
Methylene chloride	ug/L	ND	5.0	05/20/14 03:32	
Styrene	ug/L	ND	5.0	05/20/14 03:32	
Tetrachloroethene	ug/L	ND	5.0	05/20/14 03:32	
Toluene	ug/L	ND	5.0	05/20/14 03:32	
trans-1,2-Dichloroethene	ug/L	ND	5.0	05/20/14 03:32	
trans-1,3-Dichloropropene	ug/L	ND	1.0	05/20/14 03:32	
Trichloroethene	ug/L	ND	5.0	05/20/14 03:32	
Vinyl chloride	ug/L	ND	2.0	05/20/14 03:32	
Xylene (Total)	ug/L	ND	5.0	05/20/14 03:32	
1,2-Dichloroethane-d4 (S)	%	98	80-120	05/20/14 03:32	
4-Bromofluorobenzene (S)	%	103	80-120	05/20/14 03:32	
Toluene-d8 (S)	%	97	80-120	05/20/14 03:32	

Results presented on this page are in the units indicated by the "Units" column except where an alternate unit is presented to the right of the result.

REPORT OF LABORATORY ANALYSIS

This report shall not be reproduced, except in full,
without the written consent of Pace Analytical Services, Inc..

Pace Analytical Services, Inc.
9608 Loiret Blvd.
Lenexa, KS 66219
(913)599-5665

QUALITY CONTROL DATA

Project: FORT SMITH, AR
Pace Project No.: 60169284

LABORATORY CONTROL SAMPLE: 1380615

Parameter	Units	Spike Conc.	LCS Result	LCS % Rec	% Rec Limits	Qualifiers
1,1,1-Trichloroethane	ug/L	20	19.6	98	80-121	
1,1,2,2-Tetrachloroethane	ug/L	20	19.5	98	73-124	
1,1,2-Trichloroethane	ug/L	20	19.5	97	80-120	
1,1-Dichloroethane	ug/L	20	19.8	99	77-120	
1,1-Dichloroethene	ug/L	20	18.6	93	78-126	
1,2-Dichloroethane	ug/L	20	20.5	103	77-123	
1,2-Dichloropropane	ug/L	20	19.4	97	80-121	
2-Butanone (MEK)	ug/L	100	98.8	99	52-145	
2-Hexanone	ug/L	100	101	101	57-139	
4-Methyl-2-pentanone (MIBK)	ug/L	100	108	108	71-131	
Acetone	ug/L	100	104	104	32-155	
Benzene	ug/L	20	19.9	99	80-120	
Bromodichloromethane	ug/L	20	20.4	102	80-120	
Bromoform	ug/L	20	19.6	98	73-124	
Bromomethane	ug/L	20	19.6	98	31-144	
Carbon disulfide	ug/L	20	21.4	107	65-125	
Carbon tetrachloride	ug/L	20	19.7	98	78-128	
Chlorobenzene	ug/L	20	20.1	101	80-120	
Chloroethane	ug/L	20	19.4	97	55-137	
Chloroform	ug/L	20	19.8	99	79-120	
Chloromethane	ug/L	20	21.5	107	22-138	
cis-1,2-Dichloroethene	ug/L	20	19.9	100	80-120	
cis-1,3-Dichloropropene	ug/L	20	18.7	94	80-120	
Dibromochloromethane	ug/L	20	20.3	101	80-120	
Ethylbenzene	ug/L	20	19.0	95	80-121	
Methylene chloride	ug/L	20	20.4	102	73-126	
Styrene	ug/L	20	21.1	105	80-120	
Tetrachloroethene	ug/L	20	17.9	89	80-121	
Toluene	ug/L	20	19.0	95	80-122	
trans-1,2-Dichloroethene	ug/L	20	18.0	90	79-121	
trans-1,3-Dichloropropene	ug/L	20	18.0	90	80-127	
Trichloroethene	ug/L	20	19.8	99	80-120	
Vinyl chloride	ug/L	20	18.2	91	59-120	
Xylene (Total)	ug/L	60	60.2	100	80-121	
1,2-Dichloroethane-d4 (S)	%			101	80-120	
4-Bromofluorobenzene (S)	%			98	80-120	
Toluene-d8 (S)	%			95	80-120	

Results presented on this page are in the units indicated by the "Units" column except where an alternate unit is presented to the right of the result.

REPORT OF LABORATORY ANALYSIS

This report shall not be reproduced, except in full,
without the written consent of Pace Analytical Services, Inc..

Pace Analytical Services, Inc.
9608 Loiret Blvd.
Lenexa, KS 66219
(913)599-5665

QUALITY CONTROL DATA

Project: FORT SMITH, AR
Pace Project No.: 60169284

QC Batch: MSV/61705 Analysis Method: EPA 5030B/8260
QC Batch Method: EPA 5030B/8260 Analysis Description: 8260 MSV Water 10 mL Purge
Associated Lab Samples: 60169284016, 60169284017, 60169284018, 60169284019, 60169284020, 60169284021, 60169284022, 60169284023, 60169284024, 60169284025, 60169284026, 60169284027

METHOD BLANK: 1380936 Matrix: Water
Associated Lab Samples: 60169284016, 60169284017, 60169284018, 60169284019, 60169284020, 60169284021, 60169284022, 60169284023, 60169284024, 60169284025, 60169284026, 60169284027

Parameter	Units	Blank Result	Reporting Limit	Analyzed	Qualifiers
1,1,1-Trichloroethane	ug/L	ND	5.0	05/21/14 09:11	
1,1,2,2-Tetrachloroethane	ug/L	ND	1.0	05/21/14 09:11	
1,1,2-Trichloroethane	ug/L	ND	5.0	05/21/14 09:11	
1,1-Dichloroethane	ug/L	ND	2.4	05/21/14 09:11	
1,1-Dichloroethene	ug/L	ND	5.0	05/21/14 09:11	
1,2-Dichloroethane	ug/L	ND	5.0	05/21/14 09:11	
1,2-Dichloropropane	ug/L	ND	5.0	05/21/14 09:11	
2-Butanone (MEK)	ug/L	ND	10.0	05/21/14 09:11	
2-Hexanone	ug/L	ND	10.0	05/21/14 09:11	
4-Methyl-2-pentanone (MIBK)	ug/L	ND	10.0	05/21/14 09:11	
Acetone	ug/L	ND	10.0	05/21/14 09:11	
Benzene	ug/L	ND	5.0	05/21/14 09:11	
Bromodichloromethane	ug/L	ND	5.0	05/21/14 09:11	
Bromoform	ug/L	ND	5.0	05/21/14 09:11	
Bromomethane	ug/L	ND	7.0	05/21/14 09:11	
Carbon disulfide	ug/L	0.17J	10.0	05/21/14 09:11	
Carbon tetrachloride	ug/L	ND	5.0	05/21/14 09:11	
Chlorobenzene	ug/L	ND	5.0	05/21/14 09:11	
Chloroethane	ug/L	ND	10.0	05/21/14 09:11	
Chloroform	ug/L	ND	5.0	05/21/14 09:11	
Chloromethane	ug/L	ND	10.0	05/21/14 09:11	
cis-1,2-Dichloroethene	ug/L	ND	5.0	05/21/14 09:11	
cis-1,3-Dichloropropene	ug/L	ND	1.0	05/21/14 09:11	
Dibromochloromethane	ug/L	ND	5.0	05/21/14 09:11	
Ethylbenzene	ug/L	ND	5.0	05/21/14 09:11	
Methylene chloride	ug/L	ND	5.0	05/21/14 09:11	
Styrene	ug/L	ND	5.0	05/21/14 09:11	
Tetrachloroethene	ug/L	ND	5.0	05/21/14 09:11	
Toluene	ug/L	ND	5.0	05/21/14 09:11	
trans-1,2-Dichloroethene	ug/L	ND	5.0	05/21/14 09:11	
trans-1,3-Dichloropropene	ug/L	ND	1.0	05/21/14 09:11	
Trichloroethene	ug/L	ND	5.0	05/21/14 09:11	
Vinyl chloride	ug/L	ND	2.0	05/21/14 09:11	
Xylene (Total)	ug/L	ND	5.0	05/21/14 09:11	
1,2-Dichloroethane-d4 (S)	%	96	80-120	05/21/14 09:11	
4-Bromofluorobenzene (S)	%	107	80-120	05/21/14 09:11	
Toluene-d8 (S)	%	99	80-120	05/21/14 09:11	

Results presented on this page are in the units indicated by the "Units" column except where an alternate unit is presented to the right of the result.

REPORT OF LABORATORY ANALYSIS

This report shall not be reproduced, except in full,
without the written consent of Pace Analytical Services, Inc..

Pace Analytical Services, Inc.
9608 Loiret Blvd.
Lenexa, KS 66219
(913)599-5665

QUALITY CONTROL DATA

Project: FORT SMITH, AR
Pace Project No.: 60169284

LABORATORY CONTROL SAMPLE: 1380937

Parameter	Units	Spike Conc.	LCS Result	LCS % Rec	% Rec Limits	Qualifiers
1,1,1-Trichloroethane	ug/L	20	19.6	98	80-121	
1,1,2,2-Tetrachloroethane	ug/L	20	22.3	111	73-124	
1,1,2-Trichloroethane	ug/L	20	20.0	100	80-120	
1,1-Dichloroethane	ug/L	20	19.6	98	77-120	
1,1-Dichloroethene	ug/L	20	18.1	90	78-126	
1,2-Dichloroethane	ug/L	20	20.6	103	77-123	
1,2-Dichloropropane	ug/L	20	19.7	98	80-121	
2-Butanone (MEK)	ug/L	100	109	109	52-145	
2-Hexanone	ug/L	100	112	112	57-139	
4-Methyl-2-pentanone (MIBK)	ug/L	100	120	120	71-131	
Acetone	ug/L	100	116	116	32-155	
Benzene	ug/L	20	19.9	99	80-120	
Bromodichloromethane	ug/L	20	20.2	101	80-120	
Bromoform	ug/L	20	20.4	102	73-124	
Bromomethane	ug/L	20	20.1	100	31-144	
Carbon disulfide	ug/L	20	20.9	104	65-125	
Carbon tetrachloride	ug/L	20	19.1	96	78-128	
Chlorobenzene	ug/L	20	19.9	99	80-120	
Chloroethane	ug/L	20	19.0	95	55-137	
Chloroform	ug/L	20	16.0	80	79-120	
Chloromethane	ug/L	20	16.1	81	22-138	
cis-1,2-Dichloroethene	ug/L	20	19.8	99	80-120	
cis-1,3-Dichloropropene	ug/L	20	20.3	101	80-120	
Dibromochloromethane	ug/L	20	19.6	98	80-120	
Ethylbenzene	ug/L	20	19.1	96	80-121	
Methylene chloride	ug/L	20	19.5	98	73-126	
Styrene	ug/L	20	20.8	104	80-120	
Tetrachloroethene	ug/L	20	18.3	91	80-121	
Toluene	ug/L	20	19.4	97	80-122	
trans-1,2-Dichloroethene	ug/L	20	17.5	87	79-121	
trans-1,3-Dichloropropene	ug/L	20	19.3	97	80-127	
Trichloroethene	ug/L	20	19.4	97	80-120	
Vinyl chloride	ug/L	20	16.9	84	59-120	
Xylene (Total)	ug/L	60	59.9	100	80-121	
1,2-Dichloroethane-d4 (S)	%			96	80-120	
4-Bromofluorobenzene (S)	%			102	80-120	
Toluene-d8 (S)	%			95	80-120	

Results presented on this page are in the units indicated by the "Units" column except where an alternate unit is presented to the right of the result.

REPORT OF LABORATORY ANALYSIS

This report shall not be reproduced, except in full,
without the written consent of Pace Analytical Services, Inc..

Pace Analytical Services, Inc.
9608 Loiret Blvd.
Lenexa, KS 66219
(913)599-5665

QUALITY CONTROL DATA

Project: FORT SMITH, AR
Pace Project No.: 60169284

QC Batch: MSV/61739 Analysis Method: EPA 5030B/8260
QC Batch Method: EPA 5030B/8260 Analysis Description: 8260 MSV Water 10 mL Purge
Associated Lab Samples: 60169284028, 60169284029, 60169284030

METHOD BLANK: 1381606 Matrix: Water
Associated Lab Samples: 60169284028, 60169284029, 60169284030

Parameter	Units	Blank Result	Reporting Limit	Analyzed	Qualifiers
1,1,1-Trichloroethane	ug/L	ND	5.0	05/22/14 14:30	
1,1,2,2-Tetrachloroethane	ug/L	ND	1.0	05/22/14 14:30	
1,1,2-Trichloroethane	ug/L	ND	5.0	05/22/14 14:30	
1,1-Dichloroethane	ug/L	ND	2.4	05/22/14 14:30	
1,1-Dichloroethene	ug/L	ND	5.0	05/22/14 14:30	
1,2-Dichloroethane	ug/L	ND	5.0	05/22/14 14:30	
1,2-Dichloropropane	ug/L	ND	5.0	05/22/14 14:30	
2-Butanone (MEK)	ug/L	ND	10.0	05/22/14 14:30	
2-Hexanone	ug/L	ND	10.0	05/22/14 14:30	
4-Methyl-2-pentanone (MIBK)	ug/L	ND	10.0	05/22/14 14:30	
Acetone	ug/L	ND	10.0	05/22/14 14:30	
Benzene	ug/L	ND	5.0	05/22/14 14:30	
Bromodichloromethane	ug/L	ND	5.0	05/22/14 14:30	
Bromoform	ug/L	ND	5.0	05/22/14 14:30	
Bromomethane	ug/L	ND	7.0	05/22/14 14:30	
Carbon disulfide	ug/L	0.15J	10.0	05/22/14 14:30	
Carbon tetrachloride	ug/L	ND	5.0	05/22/14 14:30	
Chlorobenzene	ug/L	ND	5.0	05/22/14 14:30	
Chloroethane	ug/L	ND	10.0	05/22/14 14:30	
Chloroform	ug/L	ND	5.0	05/22/14 14:30	
Chloromethane	ug/L	ND	10.0	05/22/14 14:30	
cis-1,2-Dichloroethene	ug/L	ND	5.0	05/22/14 14:30	
cis-1,3-Dichloropropene	ug/L	ND	1.0	05/22/14 14:30	
Dibromochloromethane	ug/L	ND	5.0	05/22/14 14:30	
Ethylbenzene	ug/L	ND	5.0	05/22/14 14:30	
Methylene chloride	ug/L	ND	5.0	05/22/14 14:30	
Styrene	ug/L	ND	5.0	05/22/14 14:30	
Tetrachloroethene	ug/L	ND	5.0	05/22/14 14:30	
Toluene	ug/L	ND	5.0	05/22/14 14:30	
trans-1,2-Dichloroethene	ug/L	ND	5.0	05/22/14 14:30	
trans-1,3-Dichloropropene	ug/L	ND	1.0	05/22/14 14:30	
Trichloroethene	ug/L	ND	5.0	05/22/14 14:30	
Vinyl chloride	ug/L	ND	2.0	05/22/14 14:30	
Xylene (Total)	ug/L	ND	5.0	05/22/14 14:30	
1,2-Dichloroethane-d4 (S)	%	96	80-120	05/22/14 14:30	
4-Bromofluorobenzene (S)	%	105	80-120	05/22/14 14:30	
Toluene-d8 (S)	%	97	80-120	05/22/14 14:30	

Results presented on this page are in the units indicated by the "Units" column except where an alternate unit is presented to the right of the result.

REPORT OF LABORATORY ANALYSIS

This report shall not be reproduced, except in full,
without the written consent of Pace Analytical Services, Inc..

Pace Analytical Services, Inc.
9608 Loiret Blvd.
Lenexa, KS 66219
(913)599-5665

QUALITY CONTROL DATA

Project: FORT SMITH, AR
Pace Project No.: 60169284

LABORATORY CONTROL SAMPLE: 1381607

Parameter	Units	Spike Conc.	LCS Result	LCS % Rec	% Rec Limits	Qualifiers
1,1,1-Trichloroethane	ug/L	20	20.1	101	80-121	
1,1,2,2-Tetrachloroethane	ug/L	20	20.0	100	73-124	
1,1,2-Trichloroethane	ug/L	20	18.9	94	80-120	
1,1-Dichloroethane	ug/L	20	19.8	99	77-120	
1,1-Dichloroethene	ug/L	20	17.9	89	78-126	
1,2-Dichloroethane	ug/L	20	20.3	101	77-123	
1,2-Dichloropropane	ug/L	20	19.7	98	80-121	
2-Butanone (MEK)	ug/L	100	100	100	52-145	
2-Hexanone	ug/L	100	104	104	57-139	
4-Methyl-2-pentanone (MIBK)	ug/L	100	114	114	71-131	
Acetone	ug/L	100	112	112	32-155	
Benzene	ug/L	20	20.7	104	80-120	
Bromodichloromethane	ug/L	20	19.8	99	80-120	
Bromoform	ug/L	20	18.0	90	73-124	
Bromomethane	ug/L	20	19.1	95	31-144	
Carbon disulfide	ug/L	20	21.6	108	65-125	
Carbon tetrachloride	ug/L	20	19.6	98	78-128	
Chlorobenzene	ug/L	20	19.7	98	80-120	
Chloroethane	ug/L	20	20.2	101	55-137	
Chloroform	ug/L	20	18.9	94	79-120	
Chloromethane	ug/L	20	15.3	76	22-138	
cis-1,2-Dichloroethene	ug/L	20	20.3	102	80-120	
cis-1,3-Dichloropropene	ug/L	20	19.8	99	80-120	
Dibromochloromethane	ug/L	20	19.3	96	80-120	
Ethylbenzene	ug/L	20	18.8	94	80-121	
Methylene chloride	ug/L	20	20.1	101	73-126	
Styrene	ug/L	20	20.3	101	80-120	
Tetrachloroethene	ug/L	20	18.1	91	80-121	
Toluene	ug/L	20	19.4	97	80-122	
trans-1,2-Dichloroethene	ug/L	20	18.3	91	79-121	
trans-1,3-Dichloropropene	ug/L	20	18.2	91	80-127	
Trichloroethene	ug/L	20	20.0	100	80-120	
Vinyl chloride	ug/L	20	17.4	87	59-120	
Xylene (Total)	ug/L	60	59.4	99	80-121	
1,2-Dichloroethane-d4 (S)	%			101	80-120	
4-Bromofluorobenzene (S)	%			105	80-120	
Toluene-d8 (S)	%			96	80-120	

Results presented on this page are in the units indicated by the "Units" column except where an alternate unit is presented to the right of the result.

REPORT OF LABORATORY ANALYSIS

This report shall not be reproduced, except in full,
without the written consent of Pace Analytical Services, Inc..

Pace Analytical Services, Inc.
9608 Loiret Blvd.
Lenexa, KS 66219
(913)599-5665

QUALITY CONTROL DATA

Project: FORT SMITH, AR
Pace Project No.: 60169284

QC Batch: MSV/61795 Analysis Method: EPA 5030B/8260
QC Batch Method: EPA 5030B/8260 Analysis Description: 8260 MSV Water 10 mL Purge
Associated Lab Samples: 60169284008, 60169284009, 60169284010, 60169284011, 60169284014, 60169284018, 60169284019, 60169284020, 60169284021, 60169284025

METHOD BLANK: 1382791 Matrix: Water
Associated Lab Samples: 60169284008, 60169284009, 60169284010, 60169284011, 60169284014, 60169284018, 60169284019, 60169284020, 60169284021, 60169284025

Parameter	Units	Blank Result	Reporting Limit	Analyzed	Qualifiers
1,1,1-Trichloroethane	ug/L	ND	5.0	05/22/14 18:00	
1,1,2,2-Tetrachloroethane	ug/L	ND	1.0	05/22/14 18:00	
1,1,2-Trichloroethane	ug/L	ND	5.0	05/22/14 18:00	
1,1-Dichloroethane	ug/L	ND	2.4	05/22/14 18:00	
1,1-Dichloroethene	ug/L	ND	5.0	05/22/14 18:00	
1,2-Dichloroethane	ug/L	ND	5.0	05/22/14 18:00	
1,2-Dichloropropane	ug/L	ND	5.0	05/22/14 18:00	
2-Butanone (MEK)	ug/L	ND	10.0	05/22/14 18:00	
2-Hexanone	ug/L	ND	10.0	05/22/14 18:00	
4-Methyl-2-pentanone (MIBK)	ug/L	ND	10.0	05/22/14 18:00	
Acetone	ug/L	ND	10.0	05/22/14 18:00	
Benzene	ug/L	ND	5.0	05/22/14 18:00	
Bromodichloromethane	ug/L	ND	5.0	05/22/14 18:00	
Bromoform	ug/L	ND	5.0	05/22/14 18:00	
Bromomethane	ug/L	ND	7.0	05/22/14 18:00	
Carbon disulfide	ug/L	ND	10.0	05/22/14 18:00	
Carbon tetrachloride	ug/L	ND	5.0	05/22/14 18:00	
Chlorobenzene	ug/L	ND	5.0	05/22/14 18:00	
Chloroethane	ug/L	ND	10.0	05/22/14 18:00	
Chloroform	ug/L	ND	5.0	05/22/14 18:00	
Chloromethane	ug/L	ND	10.0	05/22/14 18:00	
cis-1,2-Dichloroethene	ug/L	ND	5.0	05/22/14 18:00	
cis-1,3-Dichloropropene	ug/L	ND	1.0	05/22/14 18:00	
Dibromochloromethane	ug/L	ND	5.0	05/22/14 18:00	
Ethylbenzene	ug/L	ND	5.0	05/22/14 18:00	
Methylene chloride	ug/L	ND	5.0	05/22/14 18:00	
Styrene	ug/L	ND	5.0	05/22/14 18:00	
Tetrachloroethene	ug/L	ND	5.0	05/22/14 18:00	
Toluene	ug/L	ND	5.0	05/22/14 18:00	
trans-1,2-Dichloroethene	ug/L	ND	5.0	05/22/14 18:00	
trans-1,3-Dichloropropene	ug/L	ND	1.0	05/22/14 18:00	
Trichloroethene	ug/L	ND	5.0	05/22/14 18:00	
Vinyl chloride	ug/L	ND	2.0	05/22/14 18:00	
Xylene (Total)	ug/L	ND	5.0	05/22/14 18:00	
1,2-Dichloroethane-d4 (S)	%	95	80-120	05/22/14 18:00	
4-Bromofluorobenzene (S)	%	100	80-120	05/22/14 18:00	
Toluene-d8 (S)	%	102	80-120	05/22/14 18:00	

Results presented on this page are in the units indicated by the "Units" column except where an alternate unit is presented to the right of the result.

REPORT OF LABORATORY ANALYSIS

This report shall not be reproduced, except in full,
without the written consent of Pace Analytical Services, Inc..

Pace Analytical Services, Inc.
9608 Loiret Blvd.
Lenexa, KS 66219
(913)599-5665

QUALITY CONTROL DATA

Project: FORT SMITH, AR
Pace Project No.: 60169284

LABORATORY CONTROL SAMPLE: 1382792

Parameter	Units	Spike Conc.	LCS Result	LCS % Rec	% Rec Limits	Qualifiers
1,1,1-Trichloroethane	ug/L	20	19.8	99	80-121	
1,1,2,2-Tetrachloroethane	ug/L	20	21.9	109	73-124	
1,1,2-Trichloroethane	ug/L	20	18.9	95	80-120	
1,1-Dichloroethane	ug/L	20	20.2	101	77-120	
1,1-Dichloroethene	ug/L	20	18.5	92	78-126	
1,2-Dichloroethane	ug/L	20	19.3	97	77-123	
1,2-Dichloropropane	ug/L	20	20.8	104	80-121	
2-Butanone (MEK)	ug/L	100	88.2	88	52-145	
2-Hexanone	ug/L	100	91.1	91	57-139	
4-Methyl-2-pentanone (MIBK)	ug/L	100	93.4	93	71-131	
Acetone	ug/L	100	88.0	88	32-155	
Benzene	ug/L	20	20.7	103	80-120	
Bromodichloromethane	ug/L	20	19.9	100	80-120	
Bromoform	ug/L	20	19.5	97	73-124	
Bromomethane	ug/L	20	19.8	99	31-144	
Carbon disulfide	ug/L	20	22.5	113	65-125	
Carbon tetrachloride	ug/L	20	20.3	101	78-128	
Chlorobenzene	ug/L	20	21.0	105	80-120	
Chloroethane	ug/L	20	17.4	87	55-137	
Chloroform	ug/L	20	19.7	99	79-120	
Chloromethane	ug/L	20	20.1	101	22-138	
cis-1,2-Dichloroethene	ug/L	20	20.0	100	80-120	
cis-1,3-Dichloropropene	ug/L	20	20.9	104	80-120	
Dibromochloromethane	ug/L	20	19.6	98	80-120	
Ethylbenzene	ug/L	20	21.4	107	80-121	
Methylene chloride	ug/L	20	18.4	92	73-126	
Styrene	ug/L	20	22.1	111	80-120	
Tetrachloroethene	ug/L	20	21.4	107	80-121	
Toluene	ug/L	20	20.6	103	80-122	
trans-1,2-Dichloroethene	ug/L	20	18.8	94	79-121	
trans-1,3-Dichloropropene	ug/L	20	20.5	103	80-127	
Trichloroethene	ug/L	20	17.4	87	80-120	
Vinyl chloride	ug/L	20	18.7	93	59-120	
Xylene (Total)	ug/L	60	64.8	108	80-121	
1,2-Dichloroethane-d4 (S)	%			92	80-120	
4-Bromofluorobenzene (S)	%			97	80-120	
Toluene-d8 (S)	%			99	80-120	

Results presented on this page are in the units indicated by the "Units" column except where an alternate unit is presented to the right of the result.

REPORT OF LABORATORY ANALYSIS

This report shall not be reproduced, except in full,
without the written consent of Pace Analytical Services, Inc..

Pace Analytical Services, Inc.
9608 Loiret Blvd.
Lenexa, KS 66219
(913)599-5665

QUALITY CONTROL DATA

Project: FORT SMITH, AR
Pace Project No.: 60169284

QC Batch: WET/47941 Analysis Method: SM 2320B
QC Batch Method: SM 2320B Analysis Description: 2320B Alkalinity
Associated Lab Samples: 60169284001, 60169284002, 60169284003, 60169284004, 60169284005, 60169284006

METHOD BLANK: 1380685 Matrix: Water
Associated Lab Samples: 60169284001, 60169284002, 60169284003, 60169284004, 60169284005, 60169284006

Parameter	Units	Blank Result	Reporting Limit	Analyzed	Qualifiers
Alkalinity, Carbonate (CaCO3)	mg/L	ND	20.0	05/19/14 14:08	
Alkalinity, Total as CaCO3	mg/L	ND	20.0	05/19/14 14:08	
Alkalinity,Bicarbonate (CaCO3)	mg/L	ND	20.0	05/19/14 14:08	

LABORATORY CONTROL SAMPLE: 1380686

Parameter	Units	Spike Conc.	LCS Result	LCS % Rec	% Rec Limits	Qualifiers
Alkalinity, Total as CaCO3	mg/L	500	497	99	90-110	

SAMPLE DUPLICATE: 1380687

Parameter	Units	60169189016 Result	Dup Result	RPD	Max RPD	Qualifiers
Alkalinity, Carbonate (CaCO3)	mg/L	ND	ND		10	
Alkalinity, Total as CaCO3	mg/L	12.7J	13.0J		10	
Alkalinity,Bicarbonate (CaCO3)	mg/L	12.7J	13.0J		10	

SAMPLE DUPLICATE: 1380688

Parameter	Units	60169189018 Result	Dup Result	RPD	Max RPD	Qualifiers
Alkalinity, Carbonate (CaCO3)	mg/L	ND	ND		10	
Alkalinity, Total as CaCO3	mg/L	94.5	96.8	2	10	
Alkalinity,Bicarbonate (CaCO3)	mg/L	94.5	96.8	2	10	

Results presented on this page are in the units indicated by the "Units" column except where an alternate unit is presented to the right of the result.

REPORT OF LABORATORY ANALYSIS

This report shall not be reproduced, except in full,
without the written consent of Pace Analytical Services, Inc..

Pace Analytical Services, Inc.
9608 Loiret Blvd.
Lenexa, KS 66219
(913)599-5665

QUALITY CONTROL DATA

Project: FORT SMITH, AR
Pace Project No.: 60169284

QC Batch: WET/47945 Analysis Method: SM 2320B
QC Batch Method: SM 2320B Analysis Description: 2320B Alkalinity
Associated Lab Samples: 60169284007, 60169284008, 60169284009, 60169284010, 60169284011, 60169284012, 60169284013, 60169284014, 60169284015, 60169284016, 60169284017, 60169284018, 60169284019, 60169284020

METHOD BLANK: 1380799 Matrix: Water
Associated Lab Samples: 60169284007, 60169284008, 60169284009, 60169284010, 60169284011, 60169284012, 60169284013, 60169284014, 60169284015, 60169284016, 60169284017, 60169284018, 60169284019, 60169284020

Parameter	Units	Blank Result	Reporting Limit	Analyzed	Qualifiers
Alkalinity, Carbonate (CaCO3)	mg/L	ND	20.0	05/20/14 09:25	
Alkalinity, Total as CaCO3	mg/L	ND	20.0	05/20/14 09:25	
Alkalinity,Bicarbonate (CaCO3)	mg/L	ND	20.0	05/20/14 09:25	

LABORATORY CONTROL SAMPLE: 1380800

Parameter	Units	Spike Conc.	LCS Result	LCS % Rec	% Rec Limits	Qualifiers
Alkalinity, Total as CaCO3	mg/L	500	492	98	90-110	

SAMPLE DUPLICATE: 1380801

Parameter	Units	60169284008 Result	Dup Result	RPD	Max RPD	Qualifiers
Alkalinity, Carbonate (CaCO3)	mg/L	ND	ND		10	
Alkalinity, Total as CaCO3	mg/L	35.2	36.3	3	10	
Alkalinity,Bicarbonate (CaCO3)	mg/L	35.2	36.3	3	10	

SAMPLE DUPLICATE: 1380802

Parameter	Units	60169284015 Result	Dup Result	RPD	Max RPD	Qualifiers
Alkalinity, Carbonate (CaCO3)	mg/L	ND	ND		10	
Alkalinity, Total as CaCO3	mg/L	8.0J	8.5J		10	
Alkalinity,Bicarbonate (CaCO3)	mg/L	8.0J	8.5J		10	

Results presented on this page are in the units indicated by the "Units" column except where an alternate unit is presented to the right of the result.

REPORT OF LABORATORY ANALYSIS

This report shall not be reproduced, except in full,
without the written consent of Pace Analytical Services, Inc..

Pace Analytical Services, Inc.
9608 Loiret Blvd.
Lenexa, KS 66219
(913)599-5665

QUALITY CONTROL DATA

Project: FORT SMITH, AR
Pace Project No.: 60169284

QC Batch: WET/47975 Analysis Method: SM 4500-S-2 D
QC Batch Method: SM 4500-S-2 D Analysis Description: 4500S2D Sulfide, Total
Associated Lab Samples: 60169284001, 60169284002, 60169284003, 60169284004, 60169284005, 60169284006, 60169284007, 60169284008, 60169284009, 60169284010, 60169284011, 60169284012, 60169284013, 60169284014, 60169284015, 60169284016, 60169284017, 60169284018, 60169284019, 60169284020

METHOD BLANK: 1381588 Matrix: Water
Associated Lab Samples: 60169284001, 60169284002, 60169284003, 60169284004, 60169284005, 60169284006, 60169284007, 60169284008, 60169284009, 60169284010, 60169284011, 60169284012, 60169284013, 60169284014, 60169284015, 60169284016, 60169284017, 60169284018, 60169284019, 60169284020

Parameter	Units	Blank Result	Reporting Limit	Analyzed	Qualifiers
Sulfide, Total	mg/L	ND	0.050	05/21/14 10:11	

LABORATORY CONTROL SAMPLE: 1381589

Parameter	Units	Spike Conc.	LCS Result	LCS % Rec	% Rec Limits	Qualifiers
Sulfide, Total	mg/L	.5	0.51	101	80-120	

MATRIX SPIKE SAMPLE: 1381590

Parameter	Units	60169284001 Result	Spike Conc.	MS Result	MS % Rec	% Rec Limits	Qualifiers
Sulfide, Total	mg/L	ND	.5	0.45	90	75-125	

SAMPLE DUPLICATE: 1381591

Parameter	Units	60169284002 Result	Dup Result	RPD	Max RPD	Qualifiers
Sulfide, Total	mg/L	ND	ND		20	

Results presented on this page are in the units indicated by the "Units" column except where an alternate unit is presented to the right of the result.

REPORT OF LABORATORY ANALYSIS

This report shall not be reproduced, except in full,
without the written consent of Pace Analytical Services, Inc..

Pace Analytical Services, Inc.
9608 Loiret Blvd.
Lenexa, KS 66219
(913)599-5665

QUALITY CONTROL DATA

Project: FORT SMITH, AR
Pace Project No.: 60169284

QC Batch: WETA/29553 Analysis Method: EPA 300.0
QC Batch Method: EPA 300.0 Analysis Description: 300.0 IC Anions
Associated Lab Samples: 60169284001, 60169284002, 60169284003, 60169284004, 60169284005, 60169284006, 60169284007, 60169284008, 60169284009, 60169284010, 60169284011, 60169284012, 60169284013, 60169284014, 60169284015, 60169284016, 60169284017, 60169284018, 60169284019, 60169284020

METHOD BLANK: 1383166 Matrix: Water
Associated Lab Samples: 60169284001, 60169284004, 60169284005, 60169284006, 60169284007, 60169284008, 60169284009, 60169284010, 60169284011, 60169284012, 60169284013, 60169284015, 60169284016, 60169284017, 60169284018, 60169284019, 60169284020

Parameter	Units	Blank Result	Reporting Limit	Analyzed	Qualifiers
Chloride	mg/L	ND	1.0	05/23/14 13:45	
Sulfate	mg/L	ND	1.0	05/23/14 13:45	

METHOD BLANK: 1384238 Matrix: Water
Associated Lab Samples: 60169284001, 60169284002, 60169284003, 60169284004, 60169284005, 60169284006, 60169284007, 60169284008, 60169284009, 60169284010, 60169284011, 60169284012, 60169284013, 60169284014, 60169284015, 60169284016, 60169284020

Parameter	Units	Blank Result	Reporting Limit	Analyzed	Qualifiers
Chloride	mg/L	ND	1.0	05/25/14 09:57	
Sulfate	mg/L	ND	1.0	05/25/14 09:57	

LABORATORY CONTROL SAMPLE: 1383167

Parameter	Units	Spike Conc.	LCS Result	LCS % Rec	% Rec Limits	Qualifiers
Chloride	mg/L	5	4.9	98	90-110	
Sulfate	mg/L	5	5.1	101	90-110	

LABORATORY CONTROL SAMPLE: 1384239

Parameter	Units	Spike Conc.	LCS Result	LCS % Rec	% Rec Limits	Qualifiers
Chloride	mg/L	5	4.9	98	90-110	
Sulfate	mg/L	5	4.9	99	90-110	

MATRIX SPIKE & MATRIX SPIKE DUPLICATE: 1383168 1383169

Parameter	Units	60169284001 Result	MS Spike Conc.	MSD Spike Conc.	MS Result	MSD Result	MS % Rec	MSD % Rec	% Rec Limits	RPD	Max RPD	Qual
Chloride	mg/L	273	250	250	496	501	89	91	80-120	1	15	
Sulfate	mg/L	11.9	5	5	16.7	16.4	95	90	80-120	2	15	

Results presented on this page are in the units indicated by the "Units" column except where an alternate unit is presented to the right of the result.

REPORT OF LABORATORY ANALYSIS

This report shall not be reproduced, except in full,
without the written consent of Pace Analytical Services, Inc..

Pace Analytical Services, Inc.
9608 Loiret Blvd.
Lenexa, KS 66219
(913)599-5665

QUALITY CONTROL DATA

Project: FORT SMITH, AR
Pace Project No.: 60169284

MATRIX SPIKE SAMPLE: 1383170

Parameter	Units	60169284002 Result	Spike Conc.	MS Result	MS % Rec	% Rec Limits	Qualifiers
Chloride	mg/L	107	50	143	72	80-120	M1
Sulfate	mg/L	24.3	10	35.0	107	80-120	

Results presented on this page are in the units indicated by the "Units" column except where an alternate unit is presented to the right of the result.

REPORT OF LABORATORY ANALYSIS

This report shall not be reproduced, except in full,
without the written consent of Pace Analytical Services, Inc..

Pace Analytical Services, Inc.
9608 Loiret Blvd.
Lenexa, KS 66219
(913)599-5665

QUALITY CONTROL DATA

Project: FORT SMITH, AR
Pace Project No.: 60169284

QC Batch: WETA/29484 Analysis Method: EPA 350.1
QC Batch Method: EPA 350.1 Analysis Description: 350.1 Ammonia
Associated Lab Samples: 60169284001, 60169284002, 60169284003, 60169284004, 60169284005, 60169284006, 60169284007, 60169284008, 60169284009, 60169284010, 60169284011, 60169284012, 60169284013, 60169284014, 60169284015, 60169284016, 60169284017, 60169284018, 60169284019, 60169284020

METHOD BLANK: 1379855 Matrix: Water
Associated Lab Samples: 60169284001, 60169284002, 60169284003, 60169284004, 60169284005, 60169284006, 60169284007, 60169284008, 60169284009, 60169284010, 60169284011, 60169284012, 60169284013, 60169284014, 60169284015, 60169284016, 60169284017, 60169284018, 60169284019, 60169284020

Parameter	Units	Blank Result	Reporting Limit	Analyzed	Qualifiers
Nitrogen, Ammonia	mg/L	ND	0.10	05/17/14 11:55	

LABORATORY CONTROL SAMPLE: 1379856

Parameter	Units	Spike Conc.	LCS Result	LCS % Rec	% Rec Limits	Qualifiers
Nitrogen, Ammonia	mg/L	2	2.0	102	90-110	

MATRIX SPIKE SAMPLE: 1379857

Parameter	Units	60169284001 Result	Spike Conc.	MS Result	MS % Rec	% Rec Limits	Qualifiers
Nitrogen, Ammonia	mg/L	ND	2	1.6	81	90-110	M1

MATRIX SPIKE SAMPLE: 1379858

Parameter	Units	60169284004 Result	Spike Conc.	MS Result	MS % Rec	% Rec Limits	Qualifiers
Nitrogen, Ammonia	mg/L	ND	2	1.6	82	90-110	M1

SAMPLE DUPLICATE: 1379859

Parameter	Units	60169284012 Result	Dup Result	RPD	Max RPD	Qualifiers
Nitrogen, Ammonia	mg/L	ND	ND		18	

Results presented on this page are in the units indicated by the "Units" column except where an alternate unit is presented to the right of the result.

REPORT OF LABORATORY ANALYSIS

This report shall not be reproduced, except in full,
without the written consent of Pace Analytical Services, Inc..

Pace Analytical Services, Inc.
9608 Loiret Blvd.
Lenexa, KS 66219
(913)599-5665

QUALITY CONTROL DATA

Project: FORT SMITH, AR
Pace Project No.: 60169284

QC Batch: WETA/29454 Analysis Method: EPA 353.2
QC Batch Method: EPA 353.2 Analysis Description: 353.2 Nitrate + Nitrite, Unpres.
Associated Lab Samples: 60169284001, 60169284002, 60169284003, 60169284004, 60169284005, 60169284006, 60169284007, 60169284008, 60169284009, 60169284010, 60169284011, 60169284012, 60169284013, 60169284014, 60169284015, 60169284016, 60169284017

METHOD BLANK: 1378571 Matrix: Water
Associated Lab Samples: 60169284001, 60169284002, 60169284003, 60169284004, 60169284005, 60169284006, 60169284007, 60169284008, 60169284009, 60169284010, 60169284011, 60169284012, 60169284013, 60169284014, 60169284015, 60169284016, 60169284017

Parameter	Units	Blank Result	Reporting Limit	Analyzed	Qualifiers
Nitrogen, Nitrate	mg/L	ND	0.10	05/15/14 13:42	
Nitrogen, Nitrite	mg/L	ND	0.10	05/15/14 13:42	
Nitrogen, NO2 plus NO3	mg/L	ND	0.10	05/15/14 13:42	

LABORATORY CONTROL SAMPLE: 1378572

Parameter	Units	Spike Conc.	LCS Result	LCS % Rec	% Rec Limits	Qualifiers
Nitrogen, Nitrate	mg/L	1.6	1.7	107	85-115	
Nitrogen, Nitrite	mg/L	.4	0.39	97	90-110	
Nitrogen, NO2 plus NO3	mg/L	2	2.1	105	90-110	

MATRIX SPIKE SAMPLE: 1378573

Parameter	Units	60169159003 Result	Spike Conc.	MS Result	MS % Rec	% Rec Limits	Qualifiers
Nitrogen, Nitrate	mg/L	2.5	1.6	3.9	88	85-115	
Nitrogen, Nitrite	mg/L	ND	.4	0.40	100	90-110	
Nitrogen, NO2 plus NO3	mg/L	2.5	2	4.3	91	90-110	

MATRIX SPIKE SAMPLE: 1378574

Parameter	Units	60169281001 Result	Spike Conc.	MS Result	MS % Rec	% Rec Limits	Qualifiers
Nitrogen, Nitrate	mg/L	0.98	1.6	2.6	100	85-115	
Nitrogen, Nitrite	mg/L	0.20	.4	0.64	110	90-110	
Nitrogen, NO2 plus NO3	mg/L	1.2	2	3.2	102	90-110	

SAMPLE DUPLICATE: 1378575

Parameter	Units	60169281002 Result	Dup Result	RPD	Max RPD	Qualifiers
Nitrogen, Nitrate	mg/L	1.1	1.1	0	20	
Nitrogen, Nitrite	mg/L	0.18	0.18	4	20	
Nitrogen, NO2 plus NO3	mg/L	1.3	1.3	0	20	

Results presented on this page are in the units indicated by the "Units" column except where an alternate unit is presented to the right of the result.

REPORT OF LABORATORY ANALYSIS

This report shall not be reproduced, except in full,
without the written consent of Pace Analytical Services, Inc..

Pace Analytical Services, Inc.
9608 Loiret Blvd.
Lenexa, KS 66219
(913)599-5665

QUALITY CONTROL DATA

Project: FORT SMITH, AR
Pace Project No.: 60169284

QC Batch: WETA/29455 Analysis Method: EPA 353.2
QC Batch Method: EPA 353.2 Analysis Description: 353.2 Nitrate + Nitrite, Unpres.
Associated Lab Samples: 60169284018, 60169284019, 60169284020

METHOD BLANK: 1378576 Matrix: Water
Associated Lab Samples: 60169284018, 60169284019, 60169284020

Parameter	Units	Blank Result	Reporting Limit	Analyzed	Qualifiers
Nitrogen, Nitrate	mg/L	ND	0.10	05/15/14 14:09	
Nitrogen, Nitrite	mg/L	ND	0.10	05/15/14 14:09	
Nitrogen, NO2 plus NO3	mg/L	ND	0.10	05/15/14 14:09	

LABORATORY CONTROL SAMPLE: 1378577

Parameter	Units	Spike Conc.	LCS Result	LCS % Rec	% Rec Limits	Qualifiers
Nitrogen, Nitrate	mg/L	1.6	1.7	107	85-115	
Nitrogen, Nitrite	mg/L	.4	0.40	99	90-110	
Nitrogen, NO2 plus NO3	mg/L	2	2.1	105	90-110	

MATRIX SPIKE SAMPLE: 1378578

Parameter	Units	60169284018 Result	Spike Conc.	MS Result	MS % Rec	% Rec Limits	Qualifiers
Nitrogen, Nitrate	mg/L	0.25	1.6	2.0	109	85-115	
Nitrogen, Nitrite	mg/L	ND	.4	0.41	102	90-110	
Nitrogen, NO2 plus NO3	mg/L	0.25	2	2.4	108	90-110	

SAMPLE DUPLICATE: 1378579

Parameter	Units	60169284019 Result	Dup Result	RPD	Max RPD	Qualifiers
Nitrogen, Nitrate	mg/L	0.053J	0.058J		20	
Nitrogen, Nitrite	mg/L	ND	ND		20	
Nitrogen, NO2 plus NO3	mg/L	0.053J	0.058J		20	

Results presented on this page are in the units indicated by the "Units" column except where an alternate unit is presented to the right of the result.

REPORT OF LABORATORY ANALYSIS

This report shall not be reproduced, except in full,
without the written consent of Pace Analytical Services, Inc..

Pace Analytical Services, Inc.
9608 Loiret Blvd.
Lenexa, KS 66219
(913)599-5665

QUALITY CONTROL DATA

Project: FORT SMITH, AR
Pace Project No.: 60169284

QC Batch: WETA/29516 Analysis Method: SM 5310C
QC Batch Method: SM 5310C Analysis Description: 5310C Total Organic Carbon
Associated Lab Samples: 60169284001, 60169284002, 60169284003, 60169284004, 60169284005, 60169284006, 60169284007

METHOD BLANK: 1381545 Matrix: Water
Associated Lab Samples: 60169284001, 60169284002, 60169284003, 60169284004, 60169284005, 60169284006, 60169284007

Parameter	Units	Blank Result	Reporting Limit	Analyzed	Qualifiers
Total Organic Carbon	mg/L	ND	1.0	05/23/14 09:51	

LABORATORY CONTROL SAMPLE: 1381546

Parameter	Units	Spike Conc.	LCS Result	LCS % Rec	% Rec Limits	Qualifiers
Total Organic Carbon	mg/L	5	5.3	106	80-120	

MATRIX SPIKE SAMPLE: 1381547

Parameter	Units	60169189018 Result	Spike Conc.	MS Result	MS % Rec	% Rec Limits	Qualifiers
Total Organic Carbon	mg/L	0.50J	5	5.6	102	80-120	

SAMPLE DUPLICATE: 1381548

Parameter	Units	60169189019 Result	Dup Result	RPD	Max RPD	Qualifiers
Total Organic Carbon	mg/L	8.9	8.9	0	25	

Results presented on this page are in the units indicated by the "Units" column except where an alternate unit is presented to the right of the result.

REPORT OF LABORATORY ANALYSIS

This report shall not be reproduced, except in full,
without the written consent of Pace Analytical Services, Inc..

Pace Analytical Services, Inc.
9608 Loiret Blvd.
Lenexa, KS 66219
(913)599-5665

QUALITY CONTROL DATA

Project: FORT SMITH, AR
Pace Project No.: 60169284

QC Batch: WETA/29572 Analysis Method: SM 5310C
QC Batch Method: SM 5310C Analysis Description: 5310C Total Organic Carbon
Associated Lab Samples: 60169284008, 60169284009, 60169284010, 60169284011, 60169284012

METHOD BLANK: 1384197 Matrix: Water
Associated Lab Samples: 60169284008, 60169284009, 60169284010, 60169284011, 60169284012

Parameter	Units	Blank Result	Reporting Limit	Analyzed	Qualifiers
Total Organic Carbon	mg/L	ND	1.0	05/30/14 12:31	

LABORATORY CONTROL SAMPLE: 1384198

Parameter	Units	Spike Conc.	LCS Result	LCS % Rec	% Rec Limits	Qualifiers
Total Organic Carbon	mg/L	5	5.5	109	80-120	

MATRIX SPIKE SAMPLE: 1386213

Parameter	Units	60169284008 Result	Spike Conc.	MS Result	MS % Rec	% Rec Limits	Qualifiers
Total Organic Carbon	mg/L	2.4	5	6.0	72	80-120	M1

SAMPLE DUPLICATE: 1386214

Parameter	Units	60169284009 Result	Dup Result	RPD	Max RPD	Qualifiers
Total Organic Carbon	mg/L	ND	ND		25	

Results presented on this page are in the units indicated by the "Units" column except where an alternate unit is presented to the right of the result.

REPORT OF LABORATORY ANALYSIS

This report shall not be reproduced, except in full,
without the written consent of Pace Analytical Services, Inc..

Pace Analytical Services, Inc.
9608 Loiret Blvd.
Lenexa, KS 66219
(913)599-5665

QUALITY CONTROL DATA

Project: FORT SMITH, AR
Pace Project No.: 60169284

QC Batch: WETA/29595 Analysis Method: SM 5310C
QC Batch Method: SM 5310C Analysis Description: 5310C Total Organic Carbon
Associated Lab Samples: 60169284013, 60169284014, 60169284015, 60169284016, 60169284017, 60169284018, 60169284019, 60169284020

METHOD BLANK: 1384705 Matrix: Water
Associated Lab Samples: 60169284013, 60169284014, 60169284015, 60169284016, 60169284017, 60169284018, 60169284019, 60169284020

Parameter	Units	Blank Result	Reporting Limit	Analyzed	Qualifiers
Total Organic Carbon	mg/L	ND	1.0	05/29/14 09:14	

LABORATORY CONTROL SAMPLE: 1384706

Parameter	Units	Spike Conc.	LCS Result	LCS % Rec	% Rec Limits	Qualifiers
Total Organic Carbon	mg/L	5	5.1	103	80-120	

MATRIX SPIKE SAMPLE: 1384707

Parameter	Units	60169284013 Result	Spike Conc.	MS Result	MS % Rec	% Rec Limits	Qualifiers
Total Organic Carbon	mg/L	ND	5	4.1	76	80-120	M1

SAMPLE DUPLICATE: 1384708

Parameter	Units	60169284014 Result	Dup Result	RPD	Max RPD	Qualifiers
Total Organic Carbon	mg/L	0.52J	0.53J		25	

Results presented on this page are in the units indicated by the "Units" column except where an alternate unit is presented to the right of the result.

REPORT OF LABORATORY ANALYSIS

This report shall not be reproduced, except in full,
without the written consent of Pace Analytical Services, Inc..

Pace Analytical Services, Inc.
9608 Loiret Blvd.
Lenexa, KS 66219
(913)599-5665

QUALITY CONTROL DATA

Project: FORT SMITH, AR
Pace Project No.: 60169284

QC Batch: WETA/5008 Analysis Method: SM 4500-P E
QC Batch Method: SM4500-P B Analysis Description: SM4500P-E, Total Phosphorus
Associated Lab Samples: 60169284001, 60169284002, 60169284003, 60169284004, 60169284005, 60169284006, 60169284007, 60169284008, 60169284009, 60169284010

METHOD BLANK: 77532 Matrix: Water
Associated Lab Samples: 60169284001, 60169284002, 60169284003, 60169284004, 60169284005, 60169284006, 60169284007, 60169284008, 60169284009, 60169284010

Parameter	Units	Blank Result	Reporting Limit	Analyzed	Qualifiers
Phosphate as P04	mg/L	ND	0.030	05/27/14 15:51	

LABORATORY CONTROL SAMPLE: 77533

Parameter	Units	Spike Conc.	LCS Result	LCS % Rec	% Rec Limits	Qualifiers
Phosphate as P04	mg/L	1.5	1.5	100	80-120	

MATRIX SPIKE & MATRIX SPIKE DUPLICATE: 77534 77535

Parameter	Units	60169189018 Result	MS Spike Conc.	MSD Spike Conc.	MS Result	MSD Result	MS % Rec	MSD % Rec	% Rec Limits	RPD	Max RPD	Qual
Phosphate as P04	mg/L	0.032	1.5	1.5	1.7	1.5	107	98	80-120	9	20	

MATRIX SPIKE & MATRIX SPIKE DUPLICATE: 77536 77537

Parameter	Units	60169284007 Result	MS Spike Conc.	MSD Spike Conc.	MS Result	MSD Result	MS % Rec	MSD % Rec	% Rec Limits	RPD	Max RPD	Qual
Phosphate as P04	mg/L	0.14	1.5	1.5	1.6	1.7	96	105	80-120	8	20	

Results presented on this page are in the units indicated by the "Units" column except where an alternate unit is presented to the right of the result.

REPORT OF LABORATORY ANALYSIS

This report shall not be reproduced, except in full,
without the written consent of Pace Analytical Services, Inc..

Pace Analytical Services, Inc.
9608 Loiret Blvd.
Lenexa, KS 66219
(913)599-5665

QUALITY CONTROL DATA

Project: FORT SMITH, AR
Pace Project No.: 60169284

QC Batch: WETA/5018 Analysis Method: SM 4500-P E
QC Batch Method: SM4500-P B Analysis Description: SM4500P-E, Total Phosphorus
Associated Lab Samples: 60169284011, 60169284012, 60169284013, 60169284014, 60169284015, 60169284016, 60169284017, 60169284018, 60169284019, 60169284020

METHOD BLANK: 77659 Matrix: Water
Associated Lab Samples: 60169284011, 60169284012, 60169284013, 60169284014, 60169284015, 60169284016, 60169284017, 60169284018, 60169284019, 60169284020

Parameter	Units	Blank Result	Reporting Limit	Analyzed	Qualifiers
Phosphate as P04	mg/L	ND	0.030	05/28/14 15:02	

LABORATORY CONTROL SAMPLE: 77660

Parameter	Units	Spike Conc.	LCS Result	LCS % Rec	% Rec Limits	Qualifiers
Phosphate as P04	mg/L	1.5	1.6	104	80-120	

MATRIX SPIKE & MATRIX SPIKE DUPLICATE: 77661 77662

Parameter	Units	60169284011 Result	MS Spike Conc.	MSD Spike Conc.	MS Result	MSD Result	MS % Rec	MSD % Rec	% Rec Limits	RPD	Max RPD	Qual
Phosphate as P04	mg/L	0.032	1.5	1.5	1.5	1.5	98	97	80-120	1	20	

MATRIX SPIKE & MATRIX SPIKE DUPLICATE: 77665 77666

Parameter	Units	60169284015 Result	MS Spike Conc.	MSD Spike Conc.	MS Result	MSD Result	MS % Rec	MSD % Rec	% Rec Limits	RPD	Max RPD	Qual
Phosphate as P04	mg/L	0.066	1.5	1.5	1.6	1.5	100	94	80-120	5	20	

Results presented on this page are in the units indicated by the "Units" column except where an alternate unit is presented to the right of the result.

REPORT OF LABORATORY ANALYSIS

This report shall not be reproduced, except in full,
without the written consent of Pace Analytical Services, Inc..

Pace Analytical Services, Inc.
9608 Loiret Blvd.
Lenexa, KS 66219
(913)599-5665

QUALIFIERS

Project: FORT SMITH, AR
Pace Project No.: 60169284

DEFINITIONS

DF - Dilution Factor, if reported, represents the factor applied to the reported data due to changes in sample preparation, dilution of the sample aliquot, or moisture content.

ND - Not Detected at or above adjusted reporting limit.

J - Estimated concentration above the adjusted method detection limit and below the adjusted reporting limit.

MDL - Adjusted Method Detection Limit.

PQL - Practical Quantitation Limit.

RL - Reporting Limit.

S - Surrogate

1,2-Diphenylhydrazine (8270 listed analyte) decomposes to Azobenzene.

Consistent with EPA guidelines, unrounded data are displayed and have been used to calculate % recovery and RPD values.

LCS(D) - Laboratory Control Sample (Duplicate)

MS(D) - Matrix Spike (Duplicate)

DUP - Sample Duplicate

RPD - Relative Percent Difference

NC - Not Calculable.

SG - Silica Gel - Clean-Up

U - Indicates the compound was analyzed for, but not detected.

N-Nitrosodiphenylamine decomposes and cannot be separated from Diphenylamine using Method 8270. The result reported for each analyte is a combined concentration.

LOD - Limit of Detection.

LOQ - Limit of Quantitation.

Pace Analytical is TNI accredited. Contact your Pace PM for the current list of accredited analytes.

TNI - The NELAC Institute.

BATCH QUALIFIERS

Batch: MSV/61672
[M5] A matrix spike/matrix spike duplicate was not performed for this batch due to insufficient sample volume.

Batch: MSV/61705
[M5] A matrix spike/matrix spike duplicate was not performed for this batch due to insufficient sample volume.

Batch: MSV/61739
[M5] A matrix spike/matrix spike duplicate was not performed for this batch due to insufficient sample volume.

Batch: MSV/61795
[M5] A matrix spike/matrix spike duplicate was not performed for this batch due to insufficient sample volume.

ANALYTE QUALIFIERS

1e Field pH

H6 Analysis initiated outside of the 15 minute EPA recommended holding time.

M1 Matrix spike recovery exceeded QC limits. Batch accepted based on laboratory control sample (LCS) recovery.

This report shall not be reproduced, except in full,
without the written consent of Pace Analytical Services, Inc..

Pace Analytical Services, Inc.
9608 Loiret Blvd.
Lenexa, KS 66219
(913)599-5665

QUALITY CONTROL DATA CROSS REFERENCE TABLE

Project: FORT SMITH, AR
Pace Project No.: 60169284

Lab ID	Sample ID	QC Batch Method	QC Batch	Analytical Method	Analytical Batch
60169284001	ITMW-7-201405	EPA 8015 - Alcohol	GCSV/2568		
60169284002	ITMW-9-201405	EPA 8015 - Alcohol	GCSV/2568		
60169284003	ITMW-10-201405	EPA 8015 - Alcohol	GCSV/2568		
60169284004	ITMW-13-201405	EPA 8015 - Alcohol	GCSV/2568		
60169284005	IW-73-201405	EPA 8015 - Alcohol	GCSV/2568		
60169284006	IW-74-201405	EPA 8015 - Alcohol	GCSV/2568		
60169284007	IW-76-201405	EPA 8015 - Alcohol	GCSV/2568		
60169284008	IW-77-201405	EPA 8015 - Alcohol	GCSV/2568		
60169284009	MW-33-201405	EPA 8015 - Alcohol	GCSV/2568		
60169284010	MW-38-201405	EPA 8015 - Alcohol	GCSV/2568		
60169284011	MW-46R-201405	EPA 8015 - Alcohol	GCSV/2568		
60169284012	MW-62-201405	EPA 8015 - Alcohol	GCSV/2568		
60169284013	MW-63-201405	EPA 8015 - Alcohol	GCSV/2575		
60169284014	MW-65-201405	EPA 8015 - Alcohol	GCSV/2575		
60169284015	MW-68-201405	EPA 8015 - Alcohol	GCSV/2575		
60169284016	ITMW-21-201405	EPA 8015 - Alcohol	GCSV/2575		
60169284017	ITMW-14-201405	EPA 8015 - Alcohol	GCSV/2575		
60169284018	ITMW-15-201405	EPA 8015 - Alcohol	GCSV/2575		
60169284019	ITMW-12-201405	EPA 8015 - Alcohol	GCSV/2575		
60169284020	MW-41-201405	EPA 8015 - Alcohol	GCSV/2575		
60169284001	ITMW-7-201405	EPA 3010	MPRP/27368	EPA 6010	ICP/20718
60169284002	ITMW-9-201405	EPA 3010	MPRP/27368	EPA 6010	ICP/20718
60169284003	ITMW-10-201405	EPA 3010	MPRP/27368	EPA 6010	ICP/20718
60169284004	ITMW-13-201405	EPA 3010	MPRP/27368	EPA 6010	ICP/20718
60169284005	IW-73-201405	EPA 3010	MPRP/27368	EPA 6010	ICP/20718
60169284006	IW-74-201405	EPA 3010	MPRP/27368	EPA 6010	ICP/20718
60169284007	IW-76-201405	EPA 3010	MPRP/27368	EPA 6010	ICP/20718
60169284008	IW-77-201405	EPA 3010	MPRP/27368	EPA 6010	ICP/20718
60169284009	MW-33-201405	EPA 3010	MPRP/27368	EPA 6010	ICP/20718
60169284010	MW-38-201405	EPA 3010	MPRP/27368	EPA 6010	ICP/20718
60169284011	MW-46R-201405	EPA 3010	MPRP/27368	EPA 6010	ICP/20718
60169284012	MW-62-201405	EPA 3010	MPRP/27368	EPA 6010	ICP/20718
60169284013	MW-63-201405	EPA 3010	MPRP/27368	EPA 6010	ICP/20718
60169284014	MW-65-201405	EPA 3010	MPRP/27368	EPA 6010	ICP/20718
60169284015	MW-68-201405	EPA 3010	MPRP/27368	EPA 6010	ICP/20718
60169284016	ITMW-21-201405	EPA 3010	MPRP/27368	EPA 6010	ICP/20718
60169284017	ITMW-14-201405	EPA 3010	MPRP/27368	EPA 6010	ICP/20718
60169284018	ITMW-15-201405	EPA 3010	MPRP/27368	EPA 6010	ICP/20718
60169284019	ITMW-12-201405	EPA 3010	MPRP/27368	EPA 6010	ICP/20718
60169284020	MW-41-201405	EPA 3010	MPRP/27368	EPA 6010	ICP/20718
60169284001	ITMW-7-201405	EPA 5030B/8260	MSV/61672		
60169284002	ITMW-9-201405	EPA 5030B/8260	MSV/61672		
60169284003	ITMW-10-201405	EPA 5030B/8260	MSV/61672		
60169284004	ITMW-13-201405	EPA 5030B/8260	MSV/61672		
60169284005	IW-73-201405	EPA 5030B/8260	MSV/61672		
60169284006	IW-74-201405	EPA 5030B/8260	MSV/61672		
60169284007	IW-76-201405	EPA 5030B/8260	MSV/61672		

This report shall not be reproduced, except in full,
without the written consent of Pace Analytical Services, Inc..

Pace Analytical Services, Inc.
9608 Loiret Blvd.
Lenexa, KS 66219
(913)599-5665

QUALITY CONTROL DATA CROSS REFERENCE TABLE

Project: FORT SMITH, AR
Pace Project No.: 60169284

Lab ID	Sample ID	QC Batch Method	QC Batch	Analytical Method	Analytical Batch
60169284008	IW-77-201405	EPA 5030B/8260	MSV/61672		
60169284008	IW-77-201405	EPA 5030B/8260	MSV/61795		
60169284009	MW-33-201405	EPA 5030B/8260	MSV/61672		
60169284009	MW-33-201405	EPA 5030B/8260	MSV/61795		
60169284010	MW-38-201405	EPA 5030B/8260	MSV/61672		
60169284010	MW-38-201405	EPA 5030B/8260	MSV/61795		
60169284011	MW-46R-201405	EPA 5030B/8260	MSV/61672		
60169284011	MW-46R-201405	EPA 5030B/8260	MSV/61795		
60169284012	MW-62-201405	EPA 5030B/8260	MSV/61672		
60169284013	MW-63-201405	EPA 5030B/8260	MSV/61672		
60169284014	MW-65-201405	EPA 5030B/8260	MSV/61672		
60169284014	MW-65-201405	EPA 5030B/8260	MSV/61795		
60169284015	MW-68-201405	EPA 5030B/8260	MSV/61672		
60169284016	ITMW-21-201405	EPA 5030B/8260	MSV/61705		
60169284017	ITMW-14-201405	EPA 5030B/8260	MSV/61705		
60169284018	ITMW-15-201405	EPA 5030B/8260	MSV/61705		
60169284018	ITMW-15-201405	EPA 5030B/8260	MSV/61795		
60169284019	ITMW-12-201405	EPA 5030B/8260	MSV/61705		
60169284019	ITMW-12-201405	EPA 5030B/8260	MSV/61795		
60169284020	MW-41-201405	EPA 5030B/8260	MSV/61705		
60169284020	MW-41-201405	EPA 5030B/8260	MSV/61795		
60169284021	DUP1-201405	EPA 5030B/8260	MSV/61705		
60169284021	DUP1-201405	EPA 5030B/8260	MSV/61795		
60169284022	TRIP-1	EPA 5030B/8260	MSV/61705		
60169284023	TRIP-2	EPA 5030B/8260	MSV/61705		
60169284024	TRIP-3	EPA 5030B/8260	MSV/61705		
60169284025	DUP2-201405	EPA 5030B/8260	MSV/61705		
60169284025	DUP2-201405	EPA 5030B/8260	MSV/61795		
60169284026	TRIP-4	EPA 5030B/8260	MSV/61705		
60169284027	TRIP-5	EPA 5030B/8260	MSV/61705		
60169284028	EB-1-201405	EPA 5030B/8260	MSV/61739		
60169284029	EB-3-201405	EPA 5030B/8260	MSV/61739		
60169284030	EB-2-201405	EPA 5030B/8260	MSV/61739		
60169284001	ITMW-7-201405	SM 2320B	WET/47941		
60169284002	ITMW-9-201405	SM 2320B	WET/47941		
60169284003	ITMW-10-201405	SM 2320B	WET/47941		
60169284004	ITMW-13-201405	SM 2320B	WET/47941		

This report shall not be reproduced, except in full,
without the written consent of Pace Analytical Services, Inc..

Pace Analytical Services, Inc.
9608 Loiret Blvd.
Lenexa, KS 66219
(913)599-5665

QUALITY CONTROL DATA CROSS REFERENCE TABLE

Project: FORT SMITH, AR
Pace Project No.: 60169284

Lab ID	Sample ID	QC Batch Method	QC Batch	Analytical Method	Analytical Batch
60169284005	IW-73-201405	SM 2320B	WET/47941		
60169284006	IW-74-201405	SM 2320B	WET/47941		
60169284007	IW-76-201405	SM 2320B	WET/47945		
60169284008	IW-77-201405	SM 2320B	WET/47945		
60169284009	MW-33-201405	SM 2320B	WET/47945		
60169284010	MW-38-201405	SM 2320B	WET/47945		
60169284011	MW-46R-201405	SM 2320B	WET/47945		
60169284012	MW-62-201405	SM 2320B	WET/47945		
60169284013	MW-63-201405	SM 2320B	WET/47945		
60169284014	MW-65-201405	SM 2320B	WET/47945		
60169284015	MW-68-201405	SM 2320B	WET/47945		
60169284016	ITMW-21-201405	SM 2320B	WET/47945		
60169284017	ITMW-14-201405	SM 2320B	WET/47945		
60169284018	ITMW-15-201405	SM 2320B	WET/47945		
60169284019	ITMW-12-201405	SM 2320B	WET/47945		
60169284020	MW-41-201405	SM 2320B	WET/47945		
60169284001	ITMW-7-201405	SM 3500-Fe B#4	WET/48134		
60169284002	ITMW-9-201405	SM 3500-Fe B#4	WET/48134		
60169284003	ITMW-10-201405	SM 3500-Fe B#4	WET/48134		
60169284004	ITMW-13-201405	SM 3500-Fe B#4	WET/48134		
60169284005	IW-73-201405	SM 3500-Fe B#4	WET/48134		
60169284006	IW-74-201405	SM 3500-Fe B#4	WET/48134		
60169284007	IW-76-201405	SM 3500-Fe B#4	WET/48134		
60169284008	IW-77-201405	SM 3500-Fe B#4	WET/48134		
60169284010	MW-38-201405	SM 3500-Fe B#4	WET/48134		
60169284011	MW-46R-201405	SM 3500-Fe B#4	WET/48134		
60169284012	MW-62-201405	SM 3500-Fe B#4	WET/48134		
60169284013	MW-63-201405	SM 3500-Fe B#4	WET/48134		
60169284014	MW-65-201405	SM 3500-Fe B#4	WET/48134		
60169284015	MW-68-201405	SM 3500-Fe B#4	WET/48134		
60169284016	ITMW-21-201405	SM 3500-Fe B#4	WET/48134		
60169284017	ITMW-14-201405	SM 3500-Fe B#4	WET/48134		
60169284018	ITMW-15-201405	SM 3500-Fe B#4	WET/48134		
60169284019	ITMW-12-201405	SM 3500-Fe B#4	WET/48134		
60169284020	MW-41-201405	SM 3500-Fe B#4	WET/48134		
60169284001	ITMW-7-201405	SM 4500-H+B	WET/48028		
60169284002	ITMW-9-201405	SM 4500-H+B	WET/48028		
60169284003	ITMW-10-201405	SM 4500-H+B	WET/48028		
60169284004	ITMW-13-201405	SM 4500-H+B	WET/48028		
60169284005	IW-73-201405	SM 4500-H+B	WET/48028		
60169284006	IW-74-201405	SM 4500-H+B	WET/48028		
60169284007	IW-76-201405	SM 4500-H+B	WET/48028		
60169284008	IW-77-201405	SM 4500-H+B	WET/48028		
60169284009	MW-33-201405	SM 4500-H+B	WET/48028		
60169284010	MW-38-201405	SM 4500-H+B	WET/48028		
60169284011	MW-46R-201405	SM 4500-H+B	WET/48028		
60169284012	MW-62-201405	SM 4500-H+B	WET/48028		

This report shall not be reproduced, except in full,
without the written consent of Pace Analytical Services, Inc..

Pace Analytical Services, Inc.
9608 Loiret Blvd.
Lenexa, KS 66219
(913)599-5665

QUALITY CONTROL DATA CROSS REFERENCE TABLE

Project: FORT SMITH, AR
Pace Project No.: 60169284

Lab ID	Sample ID	QC Batch Method	QC Batch	Analytical Method	Analytical Batch
60169284013	MW-63-201405	SM 4500-H+B	WET/48028		
60169284014	MW-65-201405	SM 4500-H+B	WET/48028		
60169284015	MW-68-201405	SM 4500-H+B	WET/48028		
60169284016	ITMW-21-201405	SM 4500-H+B	WET/48028		
60169284017	ITMW-14-201405	SM 4500-H+B	WET/48028		
60169284018	ITMW-15-201405	SM 4500-H+B	WET/48028		
60169284019	ITMW-12-201405	SM 4500-H+B	WET/48028		
60169284020	MW-41-201405	SM 4500-H+B	WET/48028		
60169284001	ITMW-7-201405	SM 4500-S-2 D	WET/47975		
60169284002	ITMW-9-201405	SM 4500-S-2 D	WET/47975		
60169284003	ITMW-10-201405	SM 4500-S-2 D	WET/47975		
60169284004	ITMW-13-201405	SM 4500-S-2 D	WET/47975		
60169284005	IW-73-201405	SM 4500-S-2 D	WET/47975		
60169284006	IW-74-201405	SM 4500-S-2 D	WET/47975		
60169284007	IW-76-201405	SM 4500-S-2 D	WET/47975		
60169284008	IW-77-201405	SM 4500-S-2 D	WET/47975		
60169284009	MW-33-201405	SM 4500-S-2 D	WET/47975		
60169284010	MW-38-201405	SM 4500-S-2 D	WET/47975		
60169284011	MW-46R-201405	SM 4500-S-2 D	WET/47975		
60169284012	MW-62-201405	SM 4500-S-2 D	WET/47975		
60169284013	MW-63-201405	SM 4500-S-2 D	WET/47975		
60169284014	MW-65-201405	SM 4500-S-2 D	WET/47975		
60169284015	MW-68-201405	SM 4500-S-2 D	WET/47975		
60169284016	ITMW-21-201405	SM 4500-S-2 D	WET/47975		
60169284017	ITMW-14-201405	SM 4500-S-2 D	WET/47975		
60169284018	ITMW-15-201405	SM 4500-S-2 D	WET/47975		
60169284019	ITMW-12-201405	SM 4500-S-2 D	WET/47975		
60169284020	MW-41-201405	SM 4500-S-2 D	WET/47975		
60169284001	ITMW-7-201405	EPA 300.0	WETA/29553		
60169284002	ITMW-9-201405	EPA 300.0	WETA/29553		
60169284003	ITMW-10-201405	EPA 300.0	WETA/29553		
60169284004	ITMW-13-201405	EPA 300.0	WETA/29553		
60169284005	IW-73-201405	EPA 300.0	WETA/29553		
60169284006	IW-74-201405	EPA 300.0	WETA/29553		
60169284007	IW-76-201405	EPA 300.0	WETA/29553		
60169284008	IW-77-201405	EPA 300.0	WETA/29553		
60169284009	MW-33-201405	EPA 300.0	WETA/29553		
60169284010	MW-38-201405	EPA 300.0	WETA/29553		
60169284011	MW-46R-201405	EPA 300.0	WETA/29553		
60169284012	MW-62-201405	EPA 300.0	WETA/29553		
60169284013	MW-63-201405	EPA 300.0	WETA/29553		
60169284014	MW-65-201405	EPA 300.0	WETA/29553		
60169284015	MW-68-201405	EPA 300.0	WETA/29553		
60169284016	ITMW-21-201405	EPA 300.0	WETA/29553		
60169284017	ITMW-14-201405	EPA 300.0	WETA/29553		
60169284018	ITMW-15-201405	EPA 300.0	WETA/29553		
60169284019	ITMW-12-201405	EPA 300.0	WETA/29553		
60169284020	MW-41-201405	EPA 300.0	WETA/29553		

This report shall not be reproduced, except in full,
without the written consent of Pace Analytical Services, Inc..

Pace Analytical Services, Inc.
9608 Loiret Blvd.
Lenexa, KS 66219
(913)599-5665

QUALITY CONTROL DATA CROSS REFERENCE TABLE

Project: FORT SMITH, AR
Pace Project No.: 60169284

Lab ID	Sample ID	QC Batch Method	QC Batch	Analytical Method	Analytical Batch
60169284001	ITMW-7-201405	EPA 350.1	WETA/29484		
60169284002	ITMW-9-201405	EPA 350.1	WETA/29484		
60169284003	ITMW-10-201405	EPA 350.1	WETA/29484		
60169284004	ITMW-13-201405	EPA 350.1	WETA/29484		
60169284005	IW-73-201405	EPA 350.1	WETA/29484		
60169284006	IW-74-201405	EPA 350.1	WETA/29484		
60169284007	IW-76-201405	EPA 350.1	WETA/29484		
60169284008	IW-77-201405	EPA 350.1	WETA/29484		
60169284009	MW-33-201405	EPA 350.1	WETA/29484		
60169284010	MW-38-201405	EPA 350.1	WETA/29484		
60169284011	MW-46R-201405	EPA 350.1	WETA/29484		
60169284012	MW-62-201405	EPA 350.1	WETA/29484		
60169284013	MW-63-201405	EPA 350.1	WETA/29484		
60169284014	MW-65-201405	EPA 350.1	WETA/29484		
60169284015	MW-68-201405	EPA 350.1	WETA/29484		
60169284016	ITMW-21-201405	EPA 350.1	WETA/29484		
60169284017	ITMW-14-201405	EPA 350.1	WETA/29484		
60169284018	ITMW-15-201405	EPA 350.1	WETA/29484		
60169284019	ITMW-12-201405	EPA 350.1	WETA/29484		
60169284020	MW-41-201405	EPA 350.1	WETA/29484		
60169284001	ITMW-7-201405	EPA 353.2	WETA/29454		
60169284002	ITMW-9-201405	EPA 353.2	WETA/29454		
60169284003	ITMW-10-201405	EPA 353.2	WETA/29454		
60169284004	ITMW-13-201405	EPA 353.2	WETA/29454		
60169284005	IW-73-201405	EPA 353.2	WETA/29454		
60169284006	IW-74-201405	EPA 353.2	WETA/29454		
60169284007	IW-76-201405	EPA 353.2	WETA/29454		
60169284008	IW-77-201405	EPA 353.2	WETA/29454		
60169284009	MW-33-201405	EPA 353.2	WETA/29454		
60169284010	MW-38-201405	EPA 353.2	WETA/29454		
60169284011	MW-46R-201405	EPA 353.2	WETA/29454		
60169284012	MW-62-201405	EPA 353.2	WETA/29454		
60169284013	MW-63-201405	EPA 353.2	WETA/29454		
60169284014	MW-65-201405	EPA 353.2	WETA/29454		
60169284015	MW-68-201405	EPA 353.2	WETA/29454		
60169284016	ITMW-21-201405	EPA 353.2	WETA/29454		
60169284017	ITMW-14-201405	EPA 353.2	WETA/29454		
60169284018	ITMW-15-201405	EPA 353.2	WETA/29455		
60169284019	ITMW-12-201405	EPA 353.2	WETA/29455		
60169284020	MW-41-201405	EPA 353.2	WETA/29455		
60169284001	ITMW-7-201405	SM 4500-CO2 D	WETA/29603		
60169284002	ITMW-9-201405	SM 4500-CO2 D	WETA/29603		
60169284003	ITMW-10-201405	SM 4500-CO2 D	WETA/29603		
60169284004	ITMW-13-201405	SM 4500-CO2 D	WETA/29603		
60169284005	IW-73-201405	SM 4500-CO2 D	WETA/29603		
60169284006	IW-74-201405	SM 4500-CO2 D	WETA/29603		
60169284007	IW-76-201405	SM 4500-CO2 D	WETA/29603		

REPORT OF LABORATORY ANALYSIS

This report shall not be reproduced, except in full,
without the written consent of Pace Analytical Services, Inc..

Pace Analytical Services, Inc.
9608 Loiret Blvd.
Lenexa, KS 66219
(913)599-5665

QUALITY CONTROL DATA CROSS REFERENCE TABLE

Project: FORT SMITH, AR
Pace Project No.: 60169284

Lab ID	Sample ID	QC Batch Method	QC Batch	Analytical Method	Analytical Batch
60169284008	IW-77-201405	SM 4500-CO2 D	WETA/29603		
60169284009	MW-33-201405	SM 4500-CO2 D	WETA/29603		
60169284010	MW-38-201405	SM 4500-CO2 D	WETA/29603		
60169284011	MW-46R-201405	SM 4500-CO2 D	WETA/29603		
60169284012	MW-62-201405	SM 4500-CO2 D	WETA/29603		
60169284013	MW-63-201405	SM 4500-CO2 D	WETA/29603		
60169284014	MW-65-201405	SM 4500-CO2 D	WETA/29603		
60169284015	MW-68-201405	SM 4500-CO2 D	WETA/29603		
60169284016	ITMW-21-201405	SM 4500-CO2 D	WETA/29603		
60169284017	ITMW-14-201405	SM 4500-CO2 D	WETA/29603		
60169284018	ITMW-15-201405	SM 4500-CO2 D	WETA/29603		
60169284019	ITMW-12-201405	SM 4500-CO2 D	WETA/29603		
60169284020	MW-41-201405	SM 4500-CO2 D	WETA/29603		
60169284001	ITMW-7-201405	SM 5310C	WETA/29516		
60169284002	ITMW-9-201405	SM 5310C	WETA/29516		
60169284003	ITMW-10-201405	SM 5310C	WETA/29516		
60169284004	ITMW-13-201405	SM 5310C	WETA/29516		
60169284005	IW-73-201405	SM 5310C	WETA/29516		
60169284006	IW-74-201405	SM 5310C	WETA/29516		
60169284007	IW-76-201405	SM 5310C	WETA/29516		
60169284008	IW-77-201405	SM 5310C	WETA/29572		
60169284009	MW-33-201405	SM 5310C	WETA/29572		
60169284010	MW-38-201405	SM 5310C	WETA/29572		
60169284011	MW-46R-201405	SM 5310C	WETA/29572		
60169284012	MW-62-201405	SM 5310C	WETA/29572		
60169284013	MW-63-201405	SM 5310C	WETA/29595		
60169284014	MW-65-201405	SM 5310C	WETA/29595		
60169284015	MW-68-201405	SM 5310C	WETA/29595		
60169284016	ITMW-21-201405	SM 5310C	WETA/29595		
60169284017	ITMW-14-201405	SM 5310C	WETA/29595		
60169284018	ITMW-15-201405	SM 5310C	WETA/29595		
60169284019	ITMW-12-201405	SM 5310C	WETA/29595		
60169284020	MW-41-201405	SM 5310C	WETA/29595		
60169284001	ITMW-7-201405	SM4500-P B	WETA/5008	SM 4500-P E	WETA/5009
60169284002	ITMW-9-201405	SM4500-P B	WETA/5008	SM 4500-P E	WETA/5009
60169284003	ITMW-10-201405	SM4500-P B	WETA/5008	SM 4500-P E	WETA/5009
60169284004	ITMW-13-201405	SM4500-P B	WETA/5008	SM 4500-P E	WETA/5009
60169284005	IW-73-201405	SM4500-P B	WETA/5008	SM 4500-P E	WETA/5009
60169284006	IW-74-201405	SM4500-P B	WETA/5008	SM 4500-P E	WETA/5009
60169284007	IW-76-201405	SM4500-P B	WETA/5008	SM 4500-P E	WETA/5009
60169284008	IW-77-201405	SM4500-P B	WETA/5008	SM 4500-P E	WETA/5009
60169284009	MW-33-201405	SM4500-P B	WETA/5008	SM 4500-P E	WETA/5009
60169284010	MW-38-201405	SM4500-P B	WETA/5008	SM 4500-P E	WETA/5009
60169284011	MW-46R-201405	SM4500-P B	WETA/5018	SM 4500-P E	WETA/5019
60169284012	MW-62-201405	SM4500-P B	WETA/5018	SM 4500-P E	WETA/5019
60169284013	MW-63-201405	SM4500-P B	WETA/5018	SM 4500-P E	WETA/5019

REPORT OF LABORATORY ANALYSIS

This report shall not be reproduced, except in full,
without the written consent of Pace Analytical Services, Inc..

Pace Analytical Services, Inc.
9608 Loiret Blvd.
Lenexa, KS 66219
(913)599-5665

QUALITY CONTROL DATA CROSS REFERENCE TABLE

Project: FORT SMITH, AR
Pace Project No.: 60169284

Lab ID	Sample ID	QC Batch Method	QC Batch	Analytical Method	Analytical Batch
60169284014	**MW-65-201405**	SM4500-P B	WETA/5018	SM 4500-P E	WETA/5019
60169284015	**MW-68-201405**	SM4500-P B	WETA/5018	SM 4500-P E	WETA/5019
60169284016	**ITMW-21-201405**	SM4500-P B	WETA/5018	SM 4500-P E	WETA/5019
60169284017	**ITMW-14-201405**	SM4500-P B	WETA/5018	SM 4500-P E	WETA/5019
60169284018	**ITMW-15-201405**	SM4500-P B	WETA/5018	SM 4500-P E	WETA/5019
60169284019	**ITMW-12-201405**	SM4500-P B	WETA/5018	SM 4500-P E	WETA/5019
60169284020	**MW-41-201405**	SM4500-P B	WETA/5018	SM 4500-P E	WETA/5019

This report shall not be reproduced, except in full,
without the written consent of Pace Analytical Services, Inc..

Pace Analytical
www.pacelabs.com

Sample Condition Upon Receipt

WO#: 60169284

60169284

Optional
Proj Due Date:
Proj Name:

Client Name: Environ

Courier: Fed Ex ☐ UPS ☐ USPS ☐ Client ☐ Commercial ☐ Pace ☐ Other ☑ VIA

Tracking #: _____ Pace Shipping Label Used? Yes ☐ No ☑

Custody Seal on Cooler/Box Present: Yes ☑ No ☐ Seals intact: Yes ☑ No ☐

Packing Material: Bubble Wrap ☐ Bubble Bags ☑ Foam ☑ None ☐ Other ☑ ZPLC

Thermometer Used: T-239 / T-194 **Type of Ice:** (Wet) Blue None ☐ Samples received on ice, cooling process has begun.
(circle one)

Cooler Temperature: 3.8, 2.4, 2.0, 1.8, 1.6

Date and initials of person examining contents: 5/15/14 BA

Temperature should be above freezing to 6°C

Chain of Custody present:	☑Yes ☐No ☐N/A	1. TB1 = ITMW 9, ITMW 13, ITMW 21, ITMW 14, DUP2, EB2
Chain of Custody filled out:	☑Yes ☐No ☐N/A	2. TB2 = IW 74, IW 76, MW 33, MW 65, EB1, EB3
Chain of Custody relinquished:	☑Yes ☐No ☐N/A	3. TB3 = ITMW 15, ITMW 12, IW 73, MW 41
Sampler name & signature on COC:	☑Yes ☐No ☐N/A	4. TB4 = ITMW 7, MW 62, MW 63, MW 46R
Samples arrived within holding time:	☑Yes ☐No ☐N/A	5. TB5 = ITMW 18, IW 77, MW 68, MW 38
Short Hold Time analyses (<72hr):	☑Yes ☐No ☐N/A	6. NO2 NO3, pH
Rush Turn Around Time requested:	☐Yes ☑No ☐N/A	7.
Sufficient volume:	☑Yes ☐No ☐N/A	8.
Correct containers used:	☑Yes ☐No ☐N/A	
Pace containers used:	☑Yes ☐No ☐N/A	9.
Containers intact:	☑Yes ☐No ☐N/A	10.
Unpreserved 5035A soils frozen w/in 48hrs?	☐Yes ☐No ☑N/A	11.
Filtered volume received for dissolved tests?	☐Yes ☐No ☑N/A	12.
Sample labels match COC: Includes date/time/ID/analyses Matrix: WT	☑Yes ☐No ☐N/A	13.
All containers needing preservation have been checked.	☑Yes ☐No ☐N/A	
All containers needing preservation are found to be in compliance with EPA recommendation.	☑Yes ☐No ☐N/A	14.
Exceptions: (VOA), coliform, (TOC), O&G, WI-DRO (water), Phenolics	☑Yes ☐No	Initial when completed / Lot # of added preservative
Trip Blank present: Pace Trip Blank lot # (if purchased): _____	☑Yes ☐No ☐N/A	15.
Headspace in VOA vials (>6mm):	☐Yes ☑No ☐N/A	16.
Project sampled in USDA Regulated Area:	☐Yes ☐No ☑N/A	17. List State:

Client Notification/ Resolution: Copy COC to Client? Y / N Field Data Required? Y / N

Person Contacted: _____ Date/Time: _____

Comments/ Resolution: _____

Project Manager Review: MW Date: 5/15/14

Pace Analytical
www.pacelabs.com

The Chain-of-Custody is a LEGAL DOCUMENT. All relevant fields must be completed accurately.

Page: 1 of 3

Section A Required Client Information:

Company:	Environ
Address:	7500 College Blvd., Ste. 925
	Overland Park, KS 66210
Email To:	wstonestreet@environcorp.com
Phone: 913-553-5926	Fax:
Requested Due Date/TAT:	Standard

Section B Required Project Information:

Report To:	Wendy Stonestreet
Copy To:	Taman Gleason
	tgleason@environcorp.com
Purchase Order No.:	
Project Name:	Fort Smith, AR
Project Number:	34437917

Section C Invoice Information:

Attention:	
Company Name:	
Address:	
Pace Quote Rererence:	
Pace Project Manager:	MJ Walls
Pace Profile #:	7444, line 1

REGULATORY AGENCY

☐ NPDES ☐ GROUND WATER ☐ DRINKING WATER
☐ UST ☐ RCRA ☒ OTHER ADEQ

Site Location STATE: AR

Section D Required Client Information

SAMPLE ID (A-Z, 0-9 / ,-) Sample IDs MUST BE UNIQUE

Valid Matrix Codes

MATRIX	CODE
DRINKING WATER	DW
WATER	WT
WASTE WATER	WW
PRODUCT	P
SOIL/SOLID	SL
OIL	OL
WIPE	WP
AIR	AR
OTHER	OT
TISSUE	TS

Requested Analysis Filtered (Y/N)

ITEM #	SAMPLE ID	MATRIX CODE (see valid codes to left)	SAMPLE TYPE (G=GRAB C=COMP)	COLLECTED COMPOSITE START DATE	COLLECTED COMPOSITE START TIME	COLLECTED COMPOSITE END/GRAB DATE	COLLECTED COMPOSITE END/GRAB TIME	SAMPLE TEMP AT COLLECTION	# OF CONTAINERS	Preservatives: Unpreserved	H_2SO_4	HNO_3	HCl	NaOH	$Na_2S_2O_3$	Methanol	Other	Analysis Test Y/N	VOCs	Alkalinity	TOC	Chloride	Sulfate	6010-Iron/Mn	Ferric Iron calc. (send field Ferrous)	Ammonia	Nitrate+Nitrite	Total Phosphate (Pace Dallas)	Sulfide	CO2 Calc (Alkalinity +pH)	Residual Chlorine (Y/N)	Pace Project No./ Lab I.D.
1	ITMW-7-201405	WT	G			5/14/14	1355	-	11	X	X	X	X						X	X	X	X	X	X	X	X	X	N	601692841
2	ITMW-9-201405	WT	G			5/14/14	1130	-	11	X	X	X	X						X	X	X	X	X	X	X	X	X	N	002
3	ITMW-10-201405	WT	G			5/14/14	1150	-	11	X	X	X	X						X	X	X	X	X	X	X	X	X	N	003 IBP14
4	ITMW-13-201405	WT	G			5/14/14	955	-	11	X	X	X	X						X	X	X	X	X	X	X	X	X	N	004
5	IW-73-201405	WT	G			5/14/14	1610	-	11	X	X	X	X						X	X	X	X	X	X	X	X	X	N	005
6	IW-74-201405	WT	G			5/14/14	1205	-	11	X	X	X	X						X	X	X	X	X	X	X	X	X	N	006
7	IW-76-201405	WT	G			5/14/14	1115	-	11	X	X	X	X						X	X	X	X	X	X	X	X	X	N	007
8	IW-77-201405	WT	G			5/14/14	1000	-	11	X	X	X	X						X	X	X	X	X	X	X	X	X	N	008
9	MW-33-201405	WT	G			5/14/14	1420	-	11	X	X	X	X						X	X	X	X	X	X	X	X	X	N	009
10	MW-38-201405	WT	G			5/14/14	1435	-	11	X	X	X	X						X	X	X	X	X	X	X	X	X	N	010
11	MW-46R-201405	WT	G			5/14/14	1355	-	11	X	X	X	X						X	X	X	X	X	X	X	X	X	N	011
12	MW-62-201405	WT	G			5/14/14	1150	-	11	X	X	X	X						X	X	X	X	X	X	X	X	X	N	012

ADDITIONAL COMMENTS	RELINQUISHED BY / AFFILIATION	DATE	TIME	ACCEPTED BY / AFFILIATION	DATE	TIME	SAMPLE CONDITIONS: Temp in °C	Received on Ice (Y/N)	Custody Sealed Cooler (Y/N)	Samples Intact (Y/N)
Level IV data package required	[signature] / ENVIRO	5/14/14	1835	[signature] / IDASI KS	5/15/14	0147	3.8	Y	Y	Y
							2.4	Y	Y	Y
							2.0	Y	Y	Y
							2.8	Y	Y	Y

SAMPLER NAME AND SIGNATURE

PRINT Name of SAMPLER: Nick Zurweller

SIGNATURE of SAMPLER: [signature] DATE Signed (MM/DD/YY): 5/14/14

*Important Note: By signing this form you are accepting Pace's NET 30 day payment terms and agreeing to late charges of 1.5% per month for any invoices not paid within 30 days.

F-ALL-Q-020rev.07, 15-Feb-2007

Pace Analytical
www.pacelabs.com

The Chain-of-Custody is a LEGAL DOCUMENT. All relevant fields must be completed accurately.

Section A Required Client Information:

Company:	Environ
Address:	7500 College Blvd., Ste. 925
	Overland Park, KS 66210
Email To:	wstonestreet@environcorp.com
Phone: 913-553-5926	Fax:
Requested Due Date/TAT:	Standard

Section B Required Project Information:

Report To:	Wendy Stonestreet
Copy To:	Tamara Gleason
	tgleason@environcorp.com
Purchase Order No.:	
Project Name:	Fort Smith, AR
Project Number:	34343994

Section C Invoice Information:

Attention:	
Company Name:	
Address:	
Pace Quote Reference:	
Pace Project Manager:	MJ Walls
Pace Profile #:	7444, line 1

REGULATORY AGENCY

☐ NPDES ☐ GROUND WATER ☐ DRINKING WATER
☐ UST ☐ RCRA ☒ OTHER ADEQ

Site Location STATE: AR

Section D Required Client Information

SAMPLE ID (A-Z, 0-9 / ,-) Sample IDs MUST BE UNIQUE

Valid Matrix Codes: DRINKING WATER DW; WATER WT; WASTE WATER WW; PRODUCT P; SOIL/SOLID SL; OIL OL; WIPE WP; AIR AR; OTHER OT; TISSUE TS

Requested Analysis Filtered (Y/N)

ITEM #	SAMPLE ID	MATRIX CODE (see valid codes to left)	SAMPLE TYPE (G=GRAB C=COMP)	COLLECTED COMPOSITE START DATE	COMPOSITE START TIME	COMPOSITE END/GRAB DATE	COMPOSITE END/GRAB TIME	SAMPLE TEMP AT COLLECTION	# OF CONTAINERS	Preservatives: Unpreserved	H_2SO_4	HNO_3	HCl	NaOH	$Na_2S_2O_3$	Methanol	Other	Analysis Test Y/N	VOCs	Alkalinity	TOC	Chloride	Sulfate	6010-Iron/Mn	Ferric Iron calc. (send field Ferrous)	Ammonia	Nitrate+Nitrite	Total Phosphate (Pace Dallas)	Sulfide	CO2 Calc (Alkalinity +pH)	Residual Chlorine (Y/N)	Pace Project No./ Lab I.D.
1	MW-63-201405 3D69H 3D94	WT	G	—	—	5/14/14	920	-	11	X	X	X	X						X	X	X	X	X	X	X	X	X	X	N	013
2	MW-65-201405	WT	G	—	—	5/14/14	915	-	11	X	X	X	X						X	X	X	X	X	X	X	X	X	X	N	014
3	MW-68-201405 6	WT	G	—	—	5/14/14	1535	-	11	X	X	X	X						X	X	X	X	X	X	X	X	X	X	N	015
4	DUP1-201405	WT	G	—	—	5/14/14	1405	-	3	X	X	X	X						X	X	X	X	X	X	X	X	X	X	N	021
5	TRIP-1 2D69H	WT		—	—	5/14/14	—	-	3	X	X	X	X						X											022
6	ITMW-21-201405 3D69H	WT	G	—	—	5/14/14	920	-	11	X	X	X	X						X	X	X	X	X	X	X	X	X	X	N	016
7	ITMW-14-201405	WT	G	—	—	5/14/14	855	-	11	X	X	X	X						X	X	X	X	X	X	X	X	X	X	N	017
8	TRIP-2 2D69H	WT	G	—	—	5/14/14	—	-	3				X						X	X										023
9	ITMW-15-201405 3D69H	WT	G	—	—	5/14/14	1705	-	11	X	X	X	X						X	X	X	X	X	X	X	X	X	X	N	018
10	ITMW-12-201405	WT	G	—	—	5/14/14	1700	-	11	X	X	X	X						X	X	X	X	X	X	X	X	X	X	N	019
11	TRIP-BLANK 3 2D69H	WT	G	—	—	5/14/14	—	-	3				X						✓											024
12	MS/MSD-2	WT	G	—	—	5/13/14	1535	-	3				X						X											025

ADDITIONAL COMMENTS	RELINQUISHED BY / AFFILIATION	DATE	TIME	ACCEPTED BY / AFFILIATION	DATE	TIME
Level IV data package required	Environ	5/14/14	1835	IPAS1 KC	5/15/14	0147

SAMPLE CONDITIONS			
3.8	Y	Y	Y
2.4	Y	Y	Y
2.0	Y	Y	Y
1.8	Y	Y	Y
Temp in °C: 1.6	Received on Ice (Y/N): Y	Custody Sealed Cooler (Y/N): Y	Samples Intact (Y/N): Y

SAMPLER NAME AND SIGNATURE

PRINT Name of SAMPLER: Nick Zurwpller

SIGNATURE of SAMPLER:

DATE Signed (MM/DD/YY): 5/14/14

*Important Note: By signing this form you are accepting Pace's NET 30 day payment terms and agreeing to late charges of 1.5% per month for any invoices not paid within 30 days.

Pace Analytical
www.pacelabs.com

CHAIN-OF-CUSTODY / Analytical Request Document

The Chain-of-Custody is a LEGAL DOCUMENT. All relevant fields must be completed accurately.

Page: 3 of 3

Section A Required Client Information:		Section B Required Project Information:		Section C Invoice Information:	
Company:	Environ	Report To:	Wendy Stonestreet	Attention:	
Address:	7500 College Blvd., Ste. 925	Copy To:	Tamara Gleason	Company Name:	
	Overland Park, KS 66210		tgleason@environcorp.com	Address:	
Email To:	wstonestreet@environcorp.com	Purchase Order No.:		Pace Quote Reference:	
Phone:	913-553-5926 Fax:	Project Name:	Fort Smith, AR	Pace Project Manager:	MJ Walls
Requested Due Date/TAT:	Standard	Project Number:	3434399A	Pace Profile #:	7444, line 1

REGULATORY AGENCY

☐ NPDES ☐ GROUND WATER ☐ DRINKING WATER
☐ UST ☐ RCRA ☒ OTHER ADEQ

Site Location STATE: AR

Section D Required Client Information

Valid Matrix Codes: MATRIX / CODE — DRINKING WATER DW; WATER WT; WASTE WATER WW; PRODUCT P; SOIL/SOLID SL; OIL OL; WIPE WP; AIR AR; OTHER OT; TISSUE TS

SAMPLE ID (A-Z, 0-9 / ,-) Sample IDs MUST BE UNIQUE

Requested Analysis Filtered (Y/N)

ITEM #	SAMPLE ID	MATRIX CODE (see valid codes to left)	SAMPLE TYPE (G=GRAB C=COMP)	COLLECTED COMPOSITE START DATE	COLLECTED COMPOSITE START TIME	COLLECTED COMPOSITE END/GRAB DATE	COLLECTED COMPOSITE END/GRAB TIME	SAMPLE TEMP AT COLLECTION	# OF CONTAINERS	Unpreserved	H_2SO_4	HNO_3	HCl	NaOH	$Na_2S_2O_3$	Methanol	Other	Analysis Test (Y/N)	VOCs	Alkalinity	TOC	Chloride	Sulfate	6010-Iron/Mn	Ferric Iron calc. (send field Ferrous)	Ammonia	Nitrate+Nitrite	Total Phosphate (Pace Dallas)	Sulfide	CO2 Calc (Alkalinity +pH)	Residual Chlorine (Y/N)	Pace Project No./ Lab I.D.
1	MW-41-201405 3DG9H 3DG9H	WT	G	—	—	5/14/14	1655	-	11	X	X	X	X						X	X	X	X	X	X	X	X	X	X	X	X	N	1BP3N 1-4 1BP3S 1-6 1BP3U 1BP3Z 1-2 1AG3S 020
2	DUP2-201405 ↓	WT	G	—	—	5/14/14	1640	-	3				X						X													025 026
3	TRIP-4 2DG9H	WT	G	—	—	5/14/14	—	-	3				X						X													026 027
4	TRIP-5 ↓	WT	G	—	—	5/14/14	—	-	3				X						X													027 028
5	EB-1-201405 3DG9H	WT	G	—	—	5/14/14	1738	-	3				X						X													028 029
6	EB-3-201405 ↓	WT	G	—	—	5/14/14	1805	-	3				X						X													029 030
7	EB-2-201405 ↓	WT	G	—	—	5/14/14	1817																									030 031
8																																
9																																
10																																
11																																
12																																

ADDITIONAL COMMENTS	RELINQUISHED BY / AFFILIATION	DATE	TIME	ACCEPTED BY / AFFILIATION	DATE	TIME
Level IV data package required	[signature] / ENVIRON	5/14/14	1835	[signature] / PASI KS	5/15/14	0147

SAMPLE CONDITIONS

Temp in °C	Received on Ice (Y/N)	Custody Sealed Cooler (Y/N)	Samples Intact (Y/N)
3.8	Y	Y	Y
2.4	Y	Y	Y
2.0	Y	Y	Y
1.8	Y	Y	Y
1-6	Y	Y	Y

SAMPLER NAME AND SIGNATURE

PRINT Name of SAMPLER: Nick Zurweller

SIGNATURE of SAMPLER: [signature] DATE Signed (MM/DD/YY): 5/14/14

*Important Note: By signing this form you are accepting Pace's NET 30 day payment terms and agreeing to late charges of 1.5% per month for any invoices not paid within 30 days.

F-ALL-Q-020rev.07, 15-Feb-2007

Chain of Custody

WO# : 7515280

7515280

Pace Analytical®
www.pacelabs.com

Workorder: 60169284 **Workorder Name:** Fort Smith, AR **Owner Received Date:** 5/15/2014 **Results Requested By:** 5/28/2014

Report To	Subcontract To
Mary Jane Walls Pace Analytical Services, Inc. 9608 Loiret Blvd. Lenexa, KS 66219 Phone (913)599-5665 Fax (913)599-1759	Pace Analytical Dallas 400 West Bethany Drive Suite 190 Allen, TX 75013 Phone (972)727-1123

Item	Sample ID	Sample Type	Collect Date/Time	Lab ID	Matrix	Preserved Containers: H2SO4	Preserved Containers: none	Requested Analysis: Total Phosphate	Requested Analysis: 8015 Chloroethanol	LAB USE ONLY
1	ITMW-7-201405	PS	5/14/2014 13:55	60169284001	Water	1	1	X	X	001
2	ITMW-9-201405	PS	5/14/2014 11:30	60169284002	Water	1	1	X	X	002
3	ITMW-10-201405	PS	5/14/2014 11:50	60169284003	Water	1	1	X	X	003
4	ITMW-13-201405	PS	5/14/2014 09:55	60169284004	Water	1	1	X	X	004
5	IW-73-201405	PS	5/14/2014 16:10	60169284005	Water	1	1	X	X	005
6	IW-74-201405	PS	5/14/2014 12:05	60169284006	Water	1	1	X	X	006
7	IW-76-201405	PS	5/14/2014 11:15	60169284007	Water	1	1	X	X	007
8	IW-77-201405	PS	5/14/2014 10:00	60169284008	Water	1	1	X	X	008
9	MW-33-201405	PS	5/14/2014 14:20	60169284009	Water	1	1	X	X	009
10	MW-38-201405	PS	5/14/2014 14:35	60169284010	Water	1	1	X	X	010
11	MW-46R-201405	PS	5/14/2014 13:55	60169284011	Water	1	1	X	X	011
12	MW-62-201405	PS	5/14/2014 11:50	60169284012	Water	1	1	X	X	012
13	MW-63-201405	PS	5/14/2014 09:20	60169284013	Water	1	1	X	X	013
14	MW-65-201405	PS	5/14/2014 09:15	60169284014	Water	1	1	X	X	014
15	MW-68-201405	OQS	5/14/2014 15:35	60169284015	Water	1	1	X	X	015
16	ITMW-21-201405	PS	5/14/2014 09:20	60169284016	Water	1	1	X	X	016
17	ITMW-14-201405	PS	5/14/2014 08:55	60169284017	Water	1	1	X	X	017
18	ITMW-15-201405	PS	5/14/2014 17:05	60169284018	Water	1	1	X	X	018
19	ITMW-12-201405	PS	5/14/2014 17:00	60169284019	Water	1	1	X	X	019

Page 132 of 136

Chain of Custody

Pace Analytical®
www.pacelabs.com

Workorder: 60169284 **Workorder Name:** Fort Smith, AR **Owner Received Date:** 5/15/2014 **Results Requested By:** 5/28/2014

Report To	Subcontract To
Mary Jane Walls Pace Analytical Services, Inc. 9608 Loiret Blvd. Lenexa, KS 66219 Phone (913)599-5665 Fax (913)599-1759	Pace Analytical Dallas 400 West Bethany Drive Suite 190 Allen, TX 75013 Phone (972)727-1123

WO# 7515280

						Preserved Containers						Requested Analysis												
Item	Sample ID	Sample Type	Collect Date/Time	Lab ID	Matrix	H2SO4	none					Total Phosphate	8015 Chloroethanol											LAB USE ONLY
20	MW-41-201405	PS	5/14/2014 16:55	60169284020	Water	1	1					X	X											020
21																								
22																								
23																								
24																								

Comments

Transfers	Released By	Date/Time	Received By	Date/Time
1	[signature]	5/15/14 1700	Kristy Weems/Pace	5/16/14 09:10 AM
2				
3				

Cooler Temperature on Receipt #1-0.5 °C #2 1.5°C **Custody Seal** (Y) or N **Received on Ice** (Y) or N **Samples Intact** (Y) or N

Page 133 of 136

Sample Container Count

Pace Analytical™ www.pacelabs.com

COC PAGE ____ of ____
COC ID# _____

Pace Project # 7515280

Sample Line Item	BP2N	AG1U	VG9U	VG9H	BP2S	BP1U	BP2U	BG1H	AG1S	BP2O	SP5T	WGFU	WGKU	DG9U		Comments
1					1									3		
2					1									3		
3					1									3		
4					1									2		
5					1									3		
6					1									3		
7					1									3		
8					1									3		
9					1									3		
10					1									3		
11					1									3		
12					1									3		

Container Codes

DG9H	40mL HCL amber voa vial	AF	Air Filter	BP1N	1 liter HNO3 plastic	DG9P	40mL TSP amber vial
AG1U	1liter unpreserved amber glass	AG1H	1 liter HCL amber glass	BP1S	1 liter H2SO4 plastic	DG9S	40mL H2SO4 amber vial
WGFU	4oz clear soil jar	AG1S	1 liter H2SO4 amber glass	BP1U	1 liter unpreserved plastic	DG9T	40mL Na Thio amber vial
R	terra core kit	AG1T	1 liter Na Thiosulfate amber gl	BP1Z	1 liter NaOH, Zn, Ac	DG9U	40mL unpreserved **amber** vial
BP2N	500mL HNO3 plastic	AG2N	500mL HNO3 amber glass	BP2A	500mL NaOH, Asc Acid plastic	I	Wipe/Swab
BP2U	500mL unpreserved plastic	AG2S	500mL H2SO4 amber glass	BP2O	500mL NaOH plastic	JGFU	4oz unpreserved amber wide
BP2S	500mL H2SO4 plastic	AG2U	500mL unpreserved amber gla	BP2Z	500mL NaOH, Zn Ac	U	Summa Can
BP3N	250mL HNO3 plastic	AG3U	250mL unpreserved amber gla	BP3A	250mL NaOh, Asc Acid plastic	VG9H	40mL HCL clear vial
BP3U	250mL unpreserved plastic	BG1H	1 liter HCL clear glass	BP3C	250mL NaOH plastic	VG9T	40mL Na Thio. clear vial
BP3S	250mL H2SO4 plastic	BG1S	1 liter H2SO4 clear glass	BP3Z	250mL NaOH, Zn Ac plastic	VG9U	40mL unpreserved **clear** vial
AG3S	250mL H2SO4 glass amber	BG1T	1 liter Na Thiosulfate clear gla	C	Air Cassettes	VSG	Headspace septa vial & HCL
AG1S	1 liter H2SO4 amber glass	BG1U	1 liter unpreserved glass	DG9B	40mL Na Bisulfate amber vial	WGFX	4oz wide jar w/hexane wipe
BP1U	1 liter unpreserved plastic	BP1A	1 liter NaOH, Asc Acid plastic	DG9M	40mL MeOH clear vial	ZPLC	Ziploc Bag
WGKU	8oz wide jar upreserved	SP5T	120mL Coliform Na Thiosulfate	SP5U	120mL Coliform unpreserved	GN	General unpreserved
Other	Other						

Sample Container Count

Pace Analytical™ www.pacelabs.com

COC PAGE ____ of ____
COC ID# _____

Pace Project # 9515280

Sample Line Item	BP2N	AG1U	VG9U	VG9H	BP2S	BP1U	BP2U	BG1H	AG1S	BP20	SP5T	WGFU	WGKU	DG9U		Comments
1														3		
2														3		
3														3		
4														3		
5														3		
6														3		
7														3		
8														3		
9																
10																
11																
12																

Container Codes

DG9H	40mL HCL amber voa vial	AF	Air Filter	BP1N	1 liter HNO3 plastic	DG9P	40mL TSP amber vial
AG1U	1liter unpreserved amber glass	AG1H	1 liter HCL amber glass	BP1S	1 liter H2SO4 plastic	DG9S	40mL H2SO4 amber vial
WGFU	4oz clear soil jar	AG1S	1 liter H2SO4 amber glass	BP1U	1 liter unpreserved plastic	DG9T	40mL Na Thio amber vial
R	terra core kit	AG1T	1 liter Na Thiosulfate amber gl	BP1Z	1 liter NaOH, Zn, Ac	DG9U	40mL unpreserved **amber** vial
BP2N	500mL HNO3 plastic	AG2N	500mL HNO3 amber glass	BP2A	500mL NaOH, Asc Acid plastic	I	Wipe/Swab
BP2U	500mL unpreserved plastic	AG2S	500mL H2SO4 amber glass	BP2O	500mL NaOH plastic	JGFU	4oz unpreserved amber wide
BP2S	500mL H2SO4 plastic	AG2U	500mL unpreserved amber gla	BP2Z	500mL NaOH, Zn Ac	U	Summa Can
BP3N	250mL HNO3 plastic	AG3U	250mL unpreserved amber gla	BP3A	250mL NaOh, Asc Acid plastic	VG9H	40mL HCL clear vial
BP3U	250mL unpreserved plastic	BG1H	1 liter HCL clear glass	BP3C	250mL NaOH plastic	VG9T	40mL Na Thio. clear vial
BP3S	250mL H2SO4 plastic	BG1S	1 liter H2SO4 clear glass	BP3Z	250mL NaOH, Zn Ac plastic	VG9U	40mL unpreserved **clear** vial
AG3S	250mL H2SO4 glass amber	BG1T	1 liter Na Thiosulfate clear gla	C	Air Cassettes	VSG	Headspace septa vial & HCL
AG1S	1 liter H2SO4 amber glass	BG1U	1 liter unpreserved glass	DG9B	40mL Na Bisulfate amber vial	WGFX	4oz wide jar w/hexane wipe
BP1U	1 liter unpreserved plastic	BP1A	1 liter NaOH, Asc Acid plastic	DG9M	40mL MeOH clear vial	ZPLC	Ziploc Bag
WGKU	8oz wide jar upreserved	SP5T	120mL Coliform Na Thiosulfate	SP5U	120mL Coliform unpreserved	GN	General unpreserved
Other	Other						

Pace Analytical

Sample Condition Upon Receipt
Dallas

Client Name: Pace Kansas Project Work order: 7515280

Courier: FedEX ☒ UPS ☐ USPS ☐ Client ☐ Courier ☐ LSO ☐ PACE ☐ Other: _____

Tracking#: 568912842235-568912842246

Custody Seal on Cooler/Box: Yes ☒ No ☐ **Seals Intact:** Yes ☒ No ☐ NA ☐

Packing Material: Bubble Wrap ☐ Bubble Bags ☐ Foam ☐ None ☐ Other ☒

Thermometer Used: IR-01 Type of Ice: Wet ☒ Blue ☐ None ☐ Sample Received on ice, cooling process has begun ☒

Cooler Temp: #1-0.8°C #2-1.8°C (Temp should be above freezing to 6°C)

Chain of Custody Present	Yes ☒ No ☐ NA ☐	1
Chain of Custody filled out	Yes ☒ No ☐ NA ☐	2
Chain of Custody relinquished	Yes ☒ No ☐ NA ☐	3
Sampler name & signature on COC	Yes ☐ No ☒ NA ☐	4
Sample received within HT	Yes ☒ No ☐ NA ☐	5
Short HT analyses (<72 hrs)	Yes ☐ No ☒ NA ☐	6
Rush TAT requested	Yes ☐ No ☒ NA ☐	7
Sufficient Volume received	Yes ☒ No ☐ NA ☐	8
Correct Container used Pace Container used	Yes ☒ No ☐ NA ☐ Yes ☒ No ☐ NA ☐	9
Container Intact	Yes ☒ No ☐ NA ☐	10
Unpreserved 5035A soil frozen within 48 hrs	Yes ☐ No ☐ NA ☒	11
Filtered volume received for Dissolved tests	Yes ☐ No ☐ NA ☒	12
Sample labels match COC Include date/time/ID/analyses Matrix: WATER	Yes ☒ No ☐ NA ☐	13
All containers needing preservation have been checked	Yes ☒ No ☐ NA ☐	14a. Lot# of pH strip: 0311001 pH checked Yes ☒ No ☐ pH<2 ☐ pH>9 ☐ pH>12 ☐ Lot# of Iodine strip: _____ Lot# of Lead Acetate strip: _____
Do containers require preservation at the lab	Yes ☐ No ☒ NA ☐	14b. Preservation: Lot#:
All containers needing preservation are found to be in Compliance with EPA recommendation Exception: VOA, coliform, O&G	Yes ☒ No ☐ NA ☐ Yes ☒ No ☐	14c.
Trip Blank present Trip Blank Custody Seals Intact Pace Trip Blank Lot# (if purchased): _____	Yes ☐ No ☒ NA ☐ Yes ☐ No ☒ NA ☐	15
Headspace in VOA (>6mm)	Yes ☐ No ☒ NA ☐	16
Project sampled in USDA Regulated Area:	Yes ☐ No ☒ NA ☐	17. List State _____

Client Notification/Resolution/Comments:

Person Contacted: _____ Date: _____

Comments/Resolution: _____

Person Examining Contents: mm Date: 5-16-14

Pace Analytical Services, Inc.
9608 Loiret Blvd.
Lenexa, KS 66219
(913)599-5665

June 20, 2014

Wendy Stonestreet
Environ International Corporation
7500 College Blvd Ste 925
Overland Park, KS 66210

RE: Project: FORT SMITH, AR
Pace Project No.: 60169379

Dear Wendy Stonestreet:
Enclosed are the analytical results for sample(s) received by the laboratory on May 16, 2014. The results relate only to the samples included in this report. Results reported herein conform to the most current TNI standards and the laboratory's Quality Assurance Manual, where applicable, unless otherwise noted in the body of the report.

Amended report, REV-1 on 6/20/14 to add xylene from the undiluted analytical runs for 001, 002, 003 004, 005, and 006.

If you have any questions concerning this report, please feel free to contact me.

Sincerely,



Mary Jane Walls
maryjane.walls@pacelabs.com
PM Lab Management

Enclosures

cc: EDD, Environ_AR
Tamara Gleason, ENVIRON International Corporation
Wayne Weber, Environ

REPORT OF LABORATORY ANALYSIS

This report shall not be reproduced, except in full,
without the written consent of Pace Analytical Services, Inc..

Pace Analytical Services, Inc.
9608 Loiret Blvd.
Lenexa, KS 66219
(913)599-5665

CERTIFICATIONS

Project: FORT SMITH, AR
Pace Project No.: 60169379

Kansas Certification IDs
9608 Loiret Boulevard, Lenexa, KS 66219
WY STR Certification #: 2456.01
Arkansas Certification #: 13-012-0
Illinois Certification #: 003097
Iowa Certification #: 118
Kansas/NELAP Certification #: E-10116
Louisiana Certification #: 03055
Nevada Certification #: KS000212008A
Oklahoma Certification #: 9205/9935
Texas Certification #: T104704407-13-4
Utah Certification #: KS000212013-3
Illinois Certification #: 003097

Dallas Certification IDs:
400 West Bethany Dr Suite 190 75013 Allen TX 75013
Texas Certification #: T104704232-13-5
Kansas Certification #: E-10388
Arkansas Certification #: 88-0647
Oklahoma Certification #: 2012-080
Louisiana Certification #: 02007

This report shall not be reproduced, except in full,
without the written consent of Pace Analytical Services, Inc..

Pace Analytical Services, Inc.
9608 Loiret Blvd.
Lenexa, KS 66219
(913)599-5665

SAMPLE SUMMARY

Project: FORT SMITH, AR
Pace Project No.: 60169379

Lab ID	Sample ID	Matrix	Date Collected	Date Received
60169379001	**ITMW-19-201405**	Water	05/15/14 10:40	05/16/14 08:20
60169379002	**ITMW-18-201405**	Water	05/15/14 08:55	05/16/14 08:20
60169379003	**ITMW-11-201405**	Water	05/15/14 08:55	05/16/14 08:20
60169379004	**MW-25-201405**	Water	05/15/14 10:35	05/16/14 08:20
60169379005	**ITMW-17-201405**	Water	05/15/14 08:50	05/16/14 08:20
60169379006	**DUP-6-201405**	Water	05/15/14 10:40	05/16/14 08:20
60169379007	**DUP-5-201405**	Water	05/15/14 08:55	05/16/14 08:20
60169379008	**DUP-4-201405**	Water	05/15/14 08:55	05/16/14 08:20
60169379009	**DUP-3-201405**	Water	05/15/14 08:50	05/16/14 08:20
60169379010	**EB-4-201405**	Water	05/15/14 11:35	05/16/14 08:20
60169379011	**EB-5-201405**	Water	05/15/14 11:40	05/16/14 08:20
60169379012	**EB-6-201405**	Water	05/15/14 11:45	05/16/14 08:20
60169379013	**TRIP BLANK 1**	Water	05/15/14 08:50	05/16/14 08:20
60169379014	**TRIP BLANK 2**	Water	05/15/14 08:50	05/16/14 08:20

This report shall not be reproduced, except in full,
without the written consent of Pace Analytical Services, Inc..

Pace Analytical Services, Inc.
9608 Loiret Blvd.
Lenexa, KS 66219
(913)599-5665

SAMPLE ANALYTE COUNT

Project: FORT SMITH, AR
Pace Project No.: 60169379

Lab ID	Sample ID	Method	Analysts	Analytes Reported	Laboratory
60169379001	**ITMW-19-201405**	EPA 8015 - Alcohol	PMS	1	
		EPA 6010	SMW	2	
		EPA 5030B/8260	JTK, PRG	38	
		SM 2320B	JMC1	3	
		SM 3500-Fe B#4	TJG	1	
		SM 4500-H+B	TJG	1	
		SM 4500-S-2 D	OL	1	
		EPA 300.0	OL	2	
		EPA 350.1	AJM	1	
		EPA 353.2	AJM	3	
		SM 4500-CO2 D	TJG	1	
		SM 5310C	JMC1	1	
		SM 4500-P E	BAF	1	
60169379002	**ITMW-18-201405**	EPA 8015 - Alcohol	PMS	1	
		EPA 6010	SMW	2	
		EPA 5030B/8260	JTK, PRG	38	
		SM 2320B	JMC1	3	
		SM 3500-Fe B#4	TJG	1	
		SM 4500-H+B	TJG	1	
		SM 4500-S-2 D	OL	1	
		EPA 300.0	OL	2	
		EPA 350.1	AJM	1	
		EPA 353.2	AJM	3	
		SM 4500-CO2 D	TJG	1	
		SM 5310C	JMC1	1	
		SM 4500-P E	BAF	1	
60169379003	**ITMW-11-201405**	EPA 8015 - Alcohol	PMS	1	
		EPA 6010	SMW	2	
		EPA 5030B/8260	JTK, PRG	38	
		SM 2320B	JMC1	3	
		SM 3500-Fe B#4	TJG	1	
		SM 4500-H+B	TJG	1	
		SM 4500-S-2 D	OL	1	
		EPA 300.0	OL	2	
		EPA 350.1	AJM	1	
		EPA 353.2	AJM	3	
		SM 4500-CO2 D	TJG	1	

This report shall not be reproduced, except in full,
without the written consent of Pace Analytical Services, Inc..

Pace Analytical Services, Inc.
9608 Loiret Blvd.
Lenexa, KS 66219
(913)599-5665

SAMPLE ANALYTE COUNT

Project: FORT SMITH, AR
Pace Project No.: 60169379

Lab ID	Sample ID	Method	Analysts	Analytes Reported	Laboratory
		SM 5310C	JMC1	1	
		SM 4500-P E	BAF	1	
60169379004	**MW-25-201405**	EPA 8015 - Alcohol	PMS	1	
		EPA 6010	SMW	2	
		EPA 5030B/8260	JTK, PRG	38	
		SM 2320B	JMC1	3	
		SM 3500-Fe B#4	TJG	1	
		SM 4500-H+B	TJG	1	
		SM 4500-S-2 D	OL	1	
		EPA 300.0	OL	2	
		EPA 350.1	AJM	1	
		EPA 353.2	AJM	3	
		SM 4500-CO2 D	TJG	1	
		SM 5310C	JMC1	1	
		SM 4500-P E	BAF	1	
60169379005	**ITMW-17-201405**	EPA 8015 - Alcohol	PMS	1	
		EPA 6010	SMW	2	
		EPA 5030B/8260	JTK, PRG	38	
		SM 2320B	JMC1	3	
		SM 3500-Fe B#4	TJG	1	
		SM 4500-H+B	TJG	1	
		SM 4500-S-2 D	OL	1	
		EPA 300.0	OL	2	
		EPA 350.1	AJM	1	
		EPA 353.2	AJM	3	
		SM 4500-CO2 D	TJG	1	
		SM 5310C	JMC1	1	
		SM 4500-P E	BAF	1	
60169379006	**DUP-6-201405**	EPA 5030B/8260	JTK, PRG	38	
60169379007	**DUP-5-201405**	EPA 5030B/8260	PRG	38	
60169379008	**DUP-4-201405**	EPA 5030B/8260	PRG	38	
60169379009	**DUP-3-201405**	EPA 5030B/8260	PRG	38	
60169379010	**EB-4-201405**	EPA 5030B/8260	PRG	38	
60169379011	**EB-5-201405**	EPA 5030B/8260	PRG	38	
60169379012	**EB-6-201405**	EPA 5030B/8260	PRG	38	
60169379013	**TRIP BLANK 1**	EPA 5030B/8260	PRG	38	
60169379014	**TRIP BLANK 2**	EPA 5030B/8260	PRG	38	

REPORT OF LABORATORY ANALYSIS

This report shall not be reproduced, except in full,
without the written consent of Pace Analytical Services, Inc..

Pace Analytical Services, Inc.
9608 Loiret Blvd.
Lenexa, KS 66219
(913)599-5665

PROJECT NARRATIVE

Project: FORT SMITH, AR
Pace Project No.: 60169379

Method: **EPA 8015 - Alcohol**
Description: Alcohol by Direct Inject GCFID
Client: Environ_AR
Date: June 20, 2014

General Information:
5 samples were analyzed for EPA 8015 - Alcohol. All samples were received in acceptable condition with any exceptions noted below.

Hold Time:
The samples were analyzed within the method required hold times with any exceptions noted below.

Initial Calibrations (including MS Tune as applicable):
All criteria were within method requirements with any exceptions noted below.

Continuing Calibration:
All criteria were within method requirements with any exceptions noted below.

Surrogates:
All surrogates were within QC limits with any exceptions noted below.

Method Blank:
All analytes were below the report limit in the method blank, where applicable, with any exceptions noted below.

Laboratory Control Spike:
All laboratory control spike compounds were within QC limits with any exceptions noted below.

Matrix Spikes:
All percent recoveries and relative percent differences (RPDs) were within acceptance criteria with any exceptions noted below.

Additional Comments:

This report shall not be reproduced, except in full,
without the written consent of Pace Analytical Services, Inc..

Pace Analytical Services, Inc.
9608 Loiret Blvd.
Lenexa, KS 66219
(913)599-5665

PROJECT NARRATIVE

Project: FORT SMITH, AR
Pace Project No.: 60169379

Method: **EPA 6010**
Description: 6010 MET ICP
Client: Environ_AR
Date: June 20, 2014

General Information:
5 samples were analyzed for EPA 6010. All samples were received in acceptable condition with any exceptions noted below.

Hold Time:
The samples were analyzed within the method required hold times with any exceptions noted below.

Sample Preparation:
The samples were prepared in accordance with EPA 3010 with any exceptions noted below.

Initial Calibrations (including MS Tune as applicable):
All criteria were within method requirements with any exceptions noted below.

Continuing Calibration:
All criteria were within method requirements with any exceptions noted below.

Method Blank:
All analytes were below the report limit in the method blank, where applicable, with any exceptions noted below.

Laboratory Control Spike:
All laboratory control spike compounds were within QC limits with any exceptions noted below.

Matrix Spikes:
All percent recoveries and relative percent differences (RPDs) were within acceptance criteria with any exceptions noted below.

Additional Comments:

This report shall not be reproduced, except in full,
without the written consent of Pace Analytical Services, Inc..

Pace Analytical Services, Inc.
9608 Loiret Blvd.
Lenexa, KS 66219
(913)599-5665

PROJECT NARRATIVE

Project: FORT SMITH, AR
Pace Project No.: 60169379

Method: **EPA 5030B/8260**
Description: 8260 MSV
Client: Environ_AR
Date: June 20, 2014

General Information:
14 samples were analyzed for EPA 5030B/8260. All samples were received in acceptable condition with any exceptions noted below.

Hold Time:
The samples were analyzed within the method required hold times with any exceptions noted below.

Initial Calibrations (including MS Tune as applicable):
All criteria were within method requirements with any exceptions noted below.

Continuing Calibration:
All criteria were within method requirements with any exceptions noted below.

Internal Standards:
All internal standards were within QC limits with any exceptions noted below.

Surrogates:
All surrogates were within QC limits with any exceptions noted below.

Method Blank:
All analytes were below the report limit in the method blank, where applicable, with any exceptions noted below.

Laboratory Control Spike:
All laboratory control spike compounds were within QC limits with any exceptions noted below.

Matrix Spikes:
All percent recoveries and relative percent differences (RPDs) were within acceptance criteria with any exceptions noted below.

QC Batch: MSV/61705
A matrix spike/matrix spike duplicate was not performed due to insufficient sample volume.

QC Batch: MSV/61742
A matrix spike/matrix spike duplicate was not performed due to insufficient sample volume.

QC Batch: MSV/61774
A matrix spike/matrix spike duplicate was not performed due to insufficient sample volume.

QC Batch: MSV/61795
A matrix spike/matrix spike duplicate was not performed due to insufficient sample volume.

Additional Comments:

This report shall not be reproduced, except in full,
without the written consent of Pace Analytical Services, Inc..

Pace Analytical Services, Inc.
9608 Loiret Blvd.
Lenexa, KS 66219
(913)599-5665

PROJECT NARRATIVE

Project: FORT SMITH, AR
Pace Project No.: 60169379

Method: **SM 2320B**
Description: 2320B Alkalinity
Client: Environ_AR
Date: June 20, 2014

General Information:
5 samples were analyzed for SM 2320B. All samples were received in acceptable condition with any exceptions noted below.

Hold Time:
The samples were analyzed within the method required hold times with any exceptions noted below.

Method Blank:
All analytes were below the report limit in the method blank, where applicable, with any exceptions noted below.

Laboratory Control Spike:
All laboratory control spike compounds were within QC limits with any exceptions noted below.

Matrix Spikes:
All percent recoveries and relative percent differences (RPDs) were within acceptance criteria with any exceptions noted below.

Duplicate Sample:
All duplicate sample results were within method acceptance criteria with any exceptions noted below.

Additional Comments:

This report shall not be reproduced, except in full,
without the written consent of Pace Analytical Services, Inc..

Pace Analytical Services, Inc.
9608 Loiret Blvd.
Lenexa, KS 66219
(913)599-5665

PROJECT NARRATIVE

Project: FORT SMITH, AR
Pace Project No.: 60169379

Method: **SM 3500-Fe B#4**
Description: Iron, Ferric (Calculation)
Client: Environ_AR
Date: June 20, 2014

General Information:
5 samples were analyzed for SM 3500-Fe B#4. All samples were received in acceptable condition with any exceptions noted below.

Hold Time:
The samples were analyzed within the method required hold times with any exceptions noted below.

Method Blank:
All analytes were below the report limit in the method blank, where applicable, with any exceptions noted below.

Laboratory Control Spike:
All laboratory control spike compounds were within QC limits with any exceptions noted below.

Matrix Spikes:
All percent recoveries and relative percent differences (RPDs) were within acceptance criteria with any exceptions noted below.

Additional Comments:

Analyte Comments:

QC Batch: WET/48204

1e: Ferrous Fe performed in field

- ITMW-11-201405 (Lab ID: 60169379003)
  - Iron, Ferric
- ITMW-17-201405 (Lab ID: 60169379005)
  - Iron, Ferric
- ITMW-18-201405 (Lab ID: 60169379002)
  - Iron, Ferric
- ITMW-19-201405 (Lab ID: 60169379001)
  - Iron, Ferric
- MW-25-201405 (Lab ID: 60169379004)
  - Iron, Ferric

This report shall not be reproduced, except in full,
without the written consent of Pace Analytical Services, Inc..

Pace Analytical Services, Inc.
9608 Loiret Blvd.
Lenexa, KS 66219
(913)599-5665

PROJECT NARRATIVE

Project: FORT SMITH, AR
Pace Project No.: 60169379

Method: **SM 4500-H+B**
Description: 4500H+ pH, Electrometric
Client: Environ_AR
Date: June 20, 2014

General Information:
5 samples were analyzed for SM 4500-H+B. All samples were received in acceptable condition with any exceptions noted below.

Hold Time:
The samples were analyzed within the method required hold times with any exceptions noted below.

H6: Analysis initiated outside of the 15 minute EPA recommended holding time.
- ITMW-11-201405 (Lab ID: 60169379003)
- ITMW-17-201405 (Lab ID: 60169379005)
- ITMW-18-201405 (Lab ID: 60169379002)
- ITMW-19-201405 (Lab ID: 60169379001)
- MW-25-201405 (Lab ID: 60169379004)

Method Blank:
All analytes were below the report limit in the method blank, where applicable, with any exceptions noted below.

Laboratory Control Spike:
All laboratory control spike compounds were within QC limits with any exceptions noted below.

Matrix Spikes:
All percent recoveries and relative percent differences (RPDs) were within acceptance criteria with any exceptions noted below.

Additional Comments:

Analyte Comments:

QC Batch: WET/48205

2e: Field pH
- ITMW-11-201405 (Lab ID: 60169379003)
  - pH at 25 Degrees C
- ITMW-17-201405 (Lab ID: 60169379005)
  - pH at 25 Degrees C
- ITMW-19-201405 (Lab ID: 60169379001)
  - pH at 25 Degrees C
- MW-25-201405 (Lab ID: 60169379004)
  - pH at 25 Degrees C

This report shall not be reproduced, except in full,
without the written consent of Pace Analytical Services, Inc..

Pace Analytical Services, Inc.
9608 Loiret Blvd.
Lenexa, KS 66219
(913)599-5665

PROJECT NARRATIVE

Project: FORT SMITH, AR
Pace Project No.: 60169379

Method: **SM 4500-S-2 D**
Description: 4500S2D Sulfide, Total
Client: Environ_AR
Date: June 20, 2014

General Information:
5 samples were analyzed for SM 4500-S-2 D. All samples were received in acceptable condition with any exceptions noted below.

Hold Time:
The samples were analyzed within the method required hold times with any exceptions noted below.

Method Blank:
All analytes were below the report limit in the method blank, where applicable, with any exceptions noted below.

Laboratory Control Spike:
All laboratory control spike compounds were within QC limits with any exceptions noted below.

Matrix Spikes:
All percent recoveries and relative percent differences (RPDs) were within acceptance criteria with any exceptions noted below.

Duplicate Sample:
All duplicate sample results were within method acceptance criteria with any exceptions noted below.

Additional Comments:

This report shall not be reproduced, except in full,
without the written consent of Pace Analytical Services, Inc..

Pace Analytical Services, Inc.
9608 Loiret Blvd.
Lenexa, KS 66219
(913)599-5665

PROJECT NARRATIVE

Project: FORT SMITH, AR
Pace Project No.: 60169379

Method: **EPA 300.0**
Description: 300.0 IC Anions 28 Days
Client: Environ_AR
Date: June 20, 2014

General Information:
5 samples were analyzed for EPA 300.0. All samples were received in acceptable condition with any exceptions noted below.

Hold Time:
The samples were analyzed within the method required hold times with any exceptions noted below.

Initial Calibrations (including MS Tune as applicable):
All criteria were within method requirements with any exceptions noted below.

Continuing Calibration:
All criteria were within method requirements with any exceptions noted below.

Method Blank:
All analytes were below the report limit in the method blank, where applicable, with any exceptions noted below.

Laboratory Control Spike:
All laboratory control spike compounds were within QC limits with any exceptions noted below.

Matrix Spikes:
All percent recoveries and relative percent differences (RPDs) were within acceptance criteria with any exceptions noted below.

QC Batch: WETA/29581

A matrix spike and/or matrix spike duplicate (MS/MSD) were performed on the following sample(s): 60169312001,60169366002

M1: Matrix spike recovery exceeded QC limits. Batch accepted based on laboratory control sample (LCS) recovery.

- MS (Lab ID: 1384315)
  - Sulfate

Additional Comments:

This report shall not be reproduced, except in full,
without the written consent of Pace Analytical Services, Inc..

Pace Analytical Services, Inc.
9608 Loiret Blvd.
Lenexa, KS 66219
(913)599-5665

PROJECT NARRATIVE

Project: FORT SMITH, AR
Pace Project No.: 60169379

Method: **EPA 350.1**
Description: 350.1 Ammonia
Client: Environ_AR
Date: June 20, 2014

General Information:
5 samples were analyzed for EPA 350.1. All samples were received in acceptable condition with any exceptions noted below.

Hold Time:
The samples were analyzed within the method required hold times with any exceptions noted below.

Initial Calibrations (including MS Tune as applicable):
All criteria were within method requirements with any exceptions noted below.

Continuing Calibration:
All criteria were within method requirements with any exceptions noted below.

Method Blank:
All analytes were below the report limit in the method blank, where applicable, with any exceptions noted below.

Laboratory Control Spike:
All laboratory control spike compounds were within QC limits with any exceptions noted below.

Matrix Spikes:
All percent recoveries and relative percent differences (RPDs) were within acceptance criteria with any exceptions noted below.

Duplicate Sample:
All duplicate sample results were within method acceptance criteria with any exceptions noted below.

Additional Comments:

This report shall not be reproduced, except in full,
without the written consent of Pace Analytical Services, Inc..

Pace Analytical Services, Inc.
9608 Loiret Blvd.
Lenexa, KS 66219
(913)599-5665

PROJECT NARRATIVE

Project: FORT SMITH, AR
Pace Project No.: 60169379

Method: **EPA 353.2**
Description: 353.2 Nitrogen, NO2/NO3 unpres
Client: Environ_AR
Date: June 20, 2014

General Information:
5 samples were analyzed for EPA 353.2. All samples were received in acceptable condition with any exceptions noted below.

Hold Time:
The samples were analyzed within the method required hold times with any exceptions noted below.

Initial Calibrations (including MS Tune as applicable):
All criteria were within method requirements with any exceptions noted below.

Continuing Calibration:
All criteria were within method requirements with any exceptions noted below.

Method Blank:
All analytes were below the report limit in the method blank, where applicable, with any exceptions noted below.

Laboratory Control Spike:
All laboratory control spike compounds were within QC limits with any exceptions noted below.

Matrix Spikes:
All percent recoveries and relative percent differences (RPDs) were within acceptance criteria with any exceptions noted below.

Duplicate Sample:
All duplicate sample results were within method acceptance criteria with any exceptions noted below.

Additional Comments:

This report shall not be reproduced, except in full,
without the written consent of Pace Analytical Services, Inc..

Pace Analytical Services, Inc.
9608 Loiret Blvd.
Lenexa, KS 66219
(913)599-5665

PROJECT NARRATIVE

Project: FORT SMITH, AR
Pace Project No.: 60169379

Method: **SM 4500-CO2 D**
Description: Total Carbon Dioxide Calc
Client: Environ_AR
Date: June 20, 2014

General Information:
5 samples were analyzed for SM 4500-CO2 D. All samples were received in acceptable condition with any exceptions noted below.

Hold Time:
The samples were analyzed within the method required hold times with any exceptions noted below.

Initial Calibrations (including MS Tune as applicable):
All criteria were within method requirements with any exceptions noted below.

Continuing Calibration:
All criteria were within method requirements with any exceptions noted below.

Method Blank:
All analytes were below the report limit in the method blank, where applicable, with any exceptions noted below.

Laboratory Control Spike:
All laboratory control spike compounds were within QC limits with any exceptions noted below.

Matrix Spikes:
All percent recoveries and relative percent differences (RPDs) were within acceptance criteria with any exceptions noted below.

Additional Comments:

This report shall not be reproduced, except in full,
without the written consent of Pace Analytical Services, Inc..

Pace Analytical Services, Inc.
9608 Loiret Blvd.
Lenexa, KS 66219
(913)599-5665

PROJECT NARRATIVE

Project: FORT SMITH, AR
Pace Project No.: 60169379

Method: **SM 5310C**
Description: 5310C TOC
Client: Environ_AR
Date: June 20, 2014

General Information:
5 samples were analyzed for SM 5310C. All samples were received in acceptable condition with any exceptions noted below.

Hold Time:
The samples were analyzed within the method required hold times with any exceptions noted below.

Initial Calibrations (including MS Tune as applicable):
All criteria were within method requirements with any exceptions noted below.

Continuing Calibration:
All criteria were within method requirements with any exceptions noted below.

Method Blank:
All analytes were below the report limit in the method blank, where applicable, with any exceptions noted below.

Laboratory Control Spike:
All laboratory control spike compounds were within QC limits with any exceptions noted below.

Matrix Spikes:
All percent recoveries and relative percent differences (RPDs) were within acceptance criteria with any exceptions noted below.

QC Batch: WETA/29665

A matrix spike and/or matrix spike duplicate (MS/MSD) were performed on the following sample(s): 10267311018

M1: Matrix spike recovery exceeded QC limits. Batch accepted based on laboratory control sample (LCS) recovery.

- MS (Lab ID: 1387644)
  - Total Organic Carbon

Duplicate Sample:
All duplicate sample results were within method acceptance criteria with any exceptions noted below.

Additional Comments:

Analyte Comments:

QC Batch: WETA/29665

D3: Sample was diluted due to the presence of high levels of non-target analytes or other matrix interference.

- DUP (Lab ID: 1387645)
  - Total Organic Carbon

This report shall not be reproduced, except in full,
without the written consent of Pace Analytical Services, Inc..

Pace Analytical Services, Inc.
9608 Loiret Blvd.
Lenexa, KS 66219
(913)599-5665

PROJECT NARRATIVE

Project: FORT SMITH, AR
Pace Project No.: 60169379

Method: **SM 4500-P E**
Description: SM4500P-E, Total Phosphorus
Client: Environ_AR
Date: June 20, 2014

General Information:
5 samples were analyzed for SM 4500-P E. All samples were received in acceptable condition with any exceptions noted below.

Hold Time:
The samples were analyzed within the method required hold times with any exceptions noted below.

Sample Preparation:
The samples were prepared in accordance with SM4500-P B with any exceptions noted below.

Initial Calibrations (including MS Tune as applicable):
All criteria were within method requirements with any exceptions noted below.

Continuing Calibration:
All criteria were within method requirements with any exceptions noted below.

Method Blank:
All analytes were below the report limit in the method blank, where applicable, with any exceptions noted below.

Laboratory Control Spike:
All laboratory control spike compounds were within QC limits with any exceptions noted below.

Matrix Spikes:
All percent recoveries and relative percent differences (RPDs) were within acceptance criteria with any exceptions noted below.

Additional Comments:

This data package has been reviewed for quality and completeness and is approved for release.

This report shall not be reproduced, except in full,
without the written consent of Pace Analytical Services, Inc..

Pace Analytical Services, Inc.
9608 Loiret Blvd.
Lenexa, KS 66219
(913)599-5665

ANALYTICAL RESULTS

Project: FORT SMITH, AR
Pace Project No.: 60169379

Sample: ITMW-19-201405 **Lab ID: 60169379001** Collected: 05/15/14 10:40 Received: 05/16/14 08:20 Matrix: Water

Parameters	Results	Units	Report Limit	MDL	DF	Prepared	Analyzed	CAS No.	Qual
Alcohol by Direct Inject GCFID	Analytical Method: EPA 8015 - Alcohol								
2-Chloroethanol	ND	ug/L	10000	1190	1		05/22/14 11:52	107-07-3	
6010 MET ICP	Analytical Method: EPA 6010 Preparation Method: EPA 3010								
Iron	ND	ug/L	50.0	24.0	1	05/24/14 11:00	05/28/14 19:04	7439-89-6	
Manganese	**40.6**	ug/L	5.0	2.5	1	05/24/14 11:00	05/28/14 19:04	7439-96-5	
8260 MSV	Analytical Method: EPA 5030B/8260								
Acetone	ND	ug/L	10.0	1.9	1		05/22/14 20:56	67-64-1	
Benzene	**0.12J**	ug/L	5.0	0.060	1		05/22/14 20:56	71-43-2	
Bromodichloromethane	ND	ug/L	5.0	0.19	1		05/22/14 20:56	75-27-4	
Bromoform	ND	ug/L	5.0	0.070	1		05/22/14 20:56	75-25-2	
Bromomethane	ND	ug/L	7.0	0.16	1		05/22/14 20:56	74-83-9	
2-Butanone (MEK)	ND	ug/L	10.0	0.59	1		05/22/14 20:56	78-93-3	
Carbon disulfide	ND	ug/L	10.0	0.12	1		05/22/14 20:56	75-15-0	
Carbon tetrachloride	ND	ug/L	5.0	0.18	1		05/22/14 20:56	56-23-5	
Chlorobenzene	ND	ug/L	5.0	0.21	1		05/22/14 20:56	108-90-7	
Chloroethane	ND	ug/L	10.0	0.15	1		05/22/14 20:56	75-00-3	
Chloroform	**3.2J**	ug/L	5.0	0.14	1		05/22/14 20:56	67-66-3	
Chloromethane	ND	ug/L	10.0	0.080	1		05/22/14 20:56	74-87-3	
Dibromochloromethane	ND	ug/L	5.0	0.21	1		05/22/14 20:56	124-48-1	
1,1-Dichloroethane	**0.24J**	ug/L	2.4	0.050	1		05/22/14 20:56	75-34-3	
1,2-Dichloroethane	ND	ug/L	5.0	0.12	1		05/22/14 20:56	107-06-2	
1,1-Dichloroethene	**15.2**	ug/L	5.0	0.20	1		05/22/14 20:56	75-35-4	
cis-1,2-Dichloroethene	**65.8**	ug/L	5.0	0.080	1		05/22/14 20:56	156-59-2	
trans-1,2-Dichloroethene	**0.47J**	ug/L	5.0	0.20	1		05/22/14 20:56	156-60-5	
1,2-Dichloropropane	ND	ug/L	5.0	0.16	1		05/22/14 20:56	78-87-5	
cis-1,3-Dichloropropene	ND	ug/L	1.0	0.14	1		05/22/14 20:56	10061-01-5	
trans-1,3-Dichloropropene	ND	ug/L	1.0	0.12	1		05/22/14 20:56	10061-02-6	
Ethylbenzene	ND	ug/L	5.0	0.18	1		05/22/14 20:56	100-41-4	
2-Hexanone	ND	ug/L	10.0	1.2	1		05/22/14 20:56	591-78-6	
Methylene chloride	**0.57J**	ug/L	5.0	0.15	1		05/22/14 20:56	75-09-2	
4-Methyl-2-pentanone (MIBK)	ND	ug/L	10.0	0.42	1		05/22/14 20:56	108-10-1	
Styrene	ND	ug/L	5.0	0.12	1		05/22/14 20:56	100-42-5	
1,1,2,2-Tetrachloroethane	ND	ug/L	1.0	0.15	1		05/22/14 20:56	79-34-5	
Tetrachloroethene	**2.3J**	ug/L	5.0	0.10	1		05/22/14 20:56	127-18-4	
Toluene	ND	ug/L	5.0	0.17	1		05/22/14 20:56	108-88-3	
1,1,1-Trichloroethane	**0.14J**	ug/L	5.0	0.11	1		05/22/14 20:56	71-55-6	
1,1,2-Trichloroethane	ND	ug/L	5.0	0.20	1		05/22/14 20:56	79-00-5	
Trichloroethene	**9780**	ug/L	500	17.0	100		05/21/14 12:31	79-01-6	
Vinyl chloride	**0.85J**	ug/L	2.0	0.13	1		05/22/14 20:56	75-01-4	
Xylene (Total)	ND	ug/L	5.0	0.42	1		05/22/14 20:56	1330-20-7	
Surrogates									
4-Bromofluorobenzene (S)	100	%	80-120		1		05/22/14 20:56	460-00-4	
1,2-Dichloroethane-d4 (S)	94	%	80-120		1		05/22/14 20:56	17060-07-0	
Toluene-d8 (S)	100	%	80-120		1		05/22/14 20:56	2037-26-5	
Preservation pH	**1.0**		0.10	0.10	1		05/22/14 20:56		

REPORT OF LABORATORY ANALYSIS

This report shall not be reproduced, except in full,
without the written consent of Pace Analytical Services, Inc..

Pace Analytical Services, Inc.
9608 Loiret Blvd.
Lenexa, KS 66219
(913)599-5665

ANALYTICAL RESULTS

Project: FORT SMITH, AR
Pace Project No.: 60169379

Sample: ITMW-19-201405 **Lab ID: 60169379001** Collected: 05/15/14 10:40 Received: 05/16/14 08:20 Matrix: Water

Parameters	Results	Units	Report Limit	MDL	DF	Prepared	Analyzed	CAS No.	Qual
2320B Alkalinity	Analytical Method: SM 2320B								
Alkalinity,Bicarbonate (CaCO3)	**91.6**	mg/L	20.0	1.9	1		05/21/14 11:58		
Alkalinity, Carbonate (CaCO3)	ND	mg/L	20.0	1.9	1		05/21/14 11:58		
Alkalinity, Total as CaCO3	**91.6**	mg/L	20.0	1.9	1		05/21/14 11:58		
Iron, Ferric (Calculation)	Analytical Method: SM 3500-Fe B#4								
Iron, Ferric	**0.0J**	mg/L	0.20		1		06/03/14 00:00	7439-89-6	1e
4500H+ pH, Electrometric	Analytical Method: SM 4500-H+B								
pH at 25 Degrees C	**6.7**	Std. Units	0.10	0.10	1		06/03/14 00:00		2e,H6
4500S2D Sulfide, Total	Analytical Method: SM 4500-S-2 D								
Sulfide, Total	ND	mg/L	0.050	0.0096	1		05/21/14 10:19	18496-25-8	
300.0 IC Anions 28 Days	Analytical Method: EPA 300.0								
Chloride	**263**	mg/L	50.0	25.0	50		05/28/14 12:24	16887-00-6	
Sulfate	**6.1**	mg/L	1.0	0.50	1		05/27/14 17:48	14808-79-8	
350.1 Ammonia	Analytical Method: EPA 350.1								
Nitrogen, Ammonia	**0.018J**	mg/L	0.10	0.014	1		05/25/14 10:39	7664-41-7	
353.2 Nitrogen, NO2/NO3 unpres	Analytical Method: EPA 353.2								
Nitrogen, Nitrate	**1.6**	mg/L	0.10	0.031	1		05/16/14 13:17		
Nitrogen, Nitrite	ND	mg/L	0.10	0.031	1		05/16/14 13:17		
Nitrogen, NO2 plus NO3	**1.6**	mg/L	0.10	0.013	1		05/16/14 13:17		
Total Carbon Dioxide Calc	Analytical Method: SM 4500-CO2 D								
Carbon Dioxide Calculation	**116**	mg/L			1		06/03/14 00:00		
5310C TOC	Analytical Method: SM 5310C								
Total Organic Carbon	ND	mg/L	1.0	0.50	1		06/03/14 21:13	7440-44-0	
SM4500P-E, Total Phosphorus	Analytical Method: SM 4500-P E Preparation Method: SM4500-P B								
Phosphate as P04	ND	mg/L	0.030	0.015	1	05/28/14 12:48	05/28/14 15:32		

REPORT OF LABORATORY ANALYSIS

This report shall not be reproduced, except in full,
without the written consent of Pace Analytical Services, Inc..

Pace Analytical Services, Inc.
9608 Loiret Blvd.
Lenexa, KS 66219
(913)599-5665

ANALYTICAL RESULTS

Project: FORT SMITH, AR
Pace Project No.: 60169379

Sample: ITMW-18-201405 **Lab ID: 60169379002** Collected: 05/15/14 08:55 Received: 05/16/14 08:20 Matrix: Water

Parameters	Results	Units	Report Limit	MDL	DF	Prepared	Analyzed	CAS No.	Qual
Alcohol by Direct Inject GCFID	Analytical Method: EPA 8015 - Alcohol								
2-Chloroethanol	ND	ug/L	10000	1190	1		05/22/14 12:03	107-07-3	
6010 MET ICP	Analytical Method: EPA 6010 Preparation Method: EPA 3010								
Iron	**56.1**	ug/L	50.0	24.0	1	05/24/14 11:00	05/28/14 19:06	7439-89-6	
Manganese	**29.4**	ug/L	5.0	2.5	1	05/24/14 11:00	05/28/14 19:06	7439-96-5	
8260 MSV	Analytical Method: EPA 5030B/8260								
Acetone	ND	ug/L	10.0	1.9	1		05/22/14 21:11	67-64-1	
Benzene	**0.11J**	ug/L	5.0	0.060	1		05/22/14 21:11	71-43-2	
Bromodichloromethane	ND	ug/L	5.0	0.19	1		05/22/14 21:11	75-27-4	
Bromoform	**0.52J**	ug/L	5.0	0.070	1		05/22/14 21:11	75-25-2	
Bromomethane	ND	ug/L	7.0	0.16	1		05/22/14 21:11	74-83-9	
2-Butanone (MEK)	ND	ug/L	10.0	0.59	1		05/22/14 21:11	78-93-3	
Carbon disulfide	ND	ug/L	10.0	0.12	1		05/22/14 21:11	75-15-0	
Carbon tetrachloride	ND	ug/L	5.0	0.18	1		05/22/14 21:11	56-23-5	
Chlorobenzene	ND	ug/L	5.0	0.21	1		05/22/14 21:11	108-90-7	
Chloroethane	ND	ug/L	10.0	0.15	1		05/22/14 21:11	75-00-3	
Chloroform	**1.8J**	ug/L	5.0	0.14	1		05/22/14 21:11	67-66-3	
Chloromethane	**1.1J**	ug/L	10.0	0.080	1		05/22/14 21:11	74-87-3	
Dibromochloromethane	ND	ug/L	5.0	0.21	1		05/22/14 21:11	124-48-1	
1,1-Dichloroethane	**0.91J**	ug/L	2.4	0.050	1		05/22/14 21:11	75-34-3	
1,2-Dichloroethane	ND	ug/L	5.0	0.12	1		05/22/14 21:11	107-06-2	
1,1-Dichloroethene	ND	ug/L	5.0	0.20	1		05/22/14 21:11	75-35-4	
cis-1,2-Dichloroethene	**101**	ug/L	5.0	0.080	1		05/22/14 21:11	156-59-2	
trans-1,2-Dichloroethene	**19.9**	ug/L	5.0	0.20	1		05/22/14 21:11	156-60-5	
1,2-Dichloropropane	ND	ug/L	5.0	0.16	1		05/22/14 21:11	78-87-5	
cis-1,3-Dichloropropene	ND	ug/L	1.0	0.14	1		05/22/14 21:11	10061-01-5	
trans-1,3-Dichloropropene	ND	ug/L	1.0	0.12	1		05/22/14 21:11	10061-02-6	
Ethylbenzene	ND	ug/L	5.0	0.18	1		05/22/14 21:11	100-41-4	
2-Hexanone	ND	ug/L	10.0	1.2	1		05/22/14 21:11	591-78-6	
Methylene chloride	**0.41J**	ug/L	5.0	0.15	1		05/22/14 21:11	75-09-2	
4-Methyl-2-pentanone (MIBK)	ND	ug/L	10.0	0.42	1		05/22/14 21:11	108-10-1	
Styrene	ND	ug/L	5.0	0.12	1		05/22/14 21:11	100-42-5	
1,1,2,2-Tetrachloroethane	**0.31J**	ug/L	1.0	0.15	1		05/22/14 21:11	79-34-5	
Tetrachloroethene	**1.4J**	ug/L	5.0	0.10	1		05/22/14 21:11	127-18-4	
Toluene	ND	ug/L	5.0	0.17	1		05/22/14 21:11	108-88-3	
1,1,1-Trichloroethane	ND	ug/L	5.0	0.11	1		05/22/14 21:11	71-55-6	
1,1,2-Trichloroethane	**0.60J**	ug/L	5.0	0.20	1		05/22/14 21:11	79-00-5	
Trichloroethene	**2940**	ug/L	500	17.0	100		05/21/14 12:46	79-01-6	
Vinyl chloride	ND	ug/L	2.0	0.13	1		05/22/14 21:11	75-01-4	
Xylene (Total)	ND	ug/L	5.0	0.42	1		05/22/14 21:11	1330-20-7	
Surrogates									
4-Bromofluorobenzene (S)	99	%	80-120		1		05/22/14 21:11	460-00-4	
1,2-Dichloroethane-d4 (S)	95	%	80-120		1		05/22/14 21:11	17060-07-0	
Toluene-d8 (S)	98	%	80-120		1		05/22/14 21:11	2037-26-5	
Preservation pH	**1.0**		0.10	0.10	1		05/22/14 21:11		

REPORT OF LABORATORY ANALYSIS

This report shall not be reproduced, except in full,
without the written consent of Pace Analytical Services, Inc..

Pace Analytical Services, Inc.
9608 Loiret Blvd.
Lenexa, KS 66219
(913)599-5665

ANALYTICAL RESULTS

Project: FORT SMITH, AR
Pace Project No.: 60169379

Sample: ITMW-18-201405 **Lab ID: 60169379002** Collected: 05/15/14 08:55 Received: 05/16/14 08:20 Matrix: Water

Parameters	Results	Units	Report Limit	MDL	DF	Prepared	Analyzed	CAS No.	Qual
2320B Alkalinity	Analytical Method: SM 2320B								
Alkalinity,Bicarbonate (CaCO3)	**40.2**	mg/L	20.0	1.9	1		05/21/14 12:01		
Alkalinity, Carbonate (CaCO3)	ND	mg/L	20.0	1.9	1		05/21/14 12:01		
Alkalinity, Total as CaCO3	**40.2**	mg/L	20.0	1.9	1		05/21/14 12:01		
Iron, Ferric (Calculation)	Analytical Method: SM 3500-Fe B#4								
Iron, Ferric	**0.036J**	mg/L	0.20		1		06/03/14 00:00	7439-89-6	1e
4500H+ pH, Electrometric	Analytical Method: SM 4500-H+B								
pH at 25 Degrees C	**5.9**	Std. Units	0.10	0.10	1		06/03/14 00:00		H6
4500S2D Sulfide, Total	Analytical Method: SM 4500-S-2 D								
Sulfide, Total	ND	mg/L	0.050	0.0096	1		05/21/14 10:20	18496-25-8	
300.0 IC Anions 28 Days	Analytical Method: EPA 300.0								
Chloride	**122**	mg/L	10.0	5.0	10		05/28/14 12:38	16887-00-6	
Sulfate	**75.0**	mg/L	10.0	5.0	10		05/28/14 12:38	14808-79-8	
350.1 Ammonia	Analytical Method: EPA 350.1								
Nitrogen, Ammonia	**0.015J**	mg/L	0.10	0.014	1		05/25/14 10:40	7664-41-7	
353.2 Nitrogen, NO2/NO3 unpres	Analytical Method: EPA 353.2								
Nitrogen, Nitrate	**2.5**	mg/L	0.10	0.031	1		05/16/14 13:19		
Nitrogen, Nitrite	ND	mg/L	0.10	0.031	1		05/16/14 13:19		
Nitrogen, NO2 plus NO3	**2.5**	mg/L	0.10	0.013	1		05/16/14 13:19		
Total Carbon Dioxide Calc	Analytical Method: SM 4500-CO2 D								
Carbon Dioxide Calculation	**134**	mg/L			1		06/03/14 00:00		
5310C TOC	Analytical Method: SM 5310C								
Total Organic Carbon	**2.1**	mg/L	1.0	0.50	1		06/03/14 21:33	7440-44-0	
SM4500P-E, Total Phosphorus	Analytical Method: SM 4500-P E Preparation Method: SM4500-P B								
Phosphate as P04	**0.066**	mg/L	0.030	0.015	1	05/28/14 12:48	05/28/14 15:32		

REPORT OF LABORATORY ANALYSIS

This report shall not be reproduced, except in full,
without the written consent of Pace Analytical Services, Inc..

Pace Analytical Services, Inc.
9608 Loiret Blvd.
Lenexa, KS 66219
(913)599-5665

ANALYTICAL RESULTS

Project: FORT SMITH, AR
Pace Project No.: 60169379

Sample: ITMW-11-201405 **Lab ID: 60169379003** Collected: 05/15/14 08:55 Received: 05/16/14 08:20 Matrix: Water

Parameters	Results	Units	Report Limit	MDL	DF	Prepared	Analyzed	CAS No.	Qual
Alcohol by Direct Inject GCFID	Analytical Method: EPA 8015 - Alcohol								
2-Chloroethanol	ND	ug/L	10000	1190	1		05/22/14 12:14	107-07-3	
6010 MET ICP	Analytical Method: EPA 6010 Preparation Method: EPA 3010								
Iron	**141**	ug/L	50.0	24.0	1	05/24/14 11:00	05/28/14 19:08	7439-89-6	
Manganese	**36.2**	ug/L	5.0	2.5	1	05/24/14 11:00	05/28/14 19:08	7439-96-5	
8260 MSV	Analytical Method: EPA 5030B/8260								
Acetone	ND	ug/L	10.0	1.9	1		05/22/14 21:25	67-64-1	
Benzene	ND	ug/L	5.0	0.060	1		05/22/14 21:25	71-43-2	
Bromodichloromethane	ND	ug/L	5.0	0.19	1		05/22/14 21:25	75-27-4	
Bromoform	ND	ug/L	5.0	0.070	1		05/22/14 21:25	75-25-2	
Bromomethane	ND	ug/L	7.0	0.16	1		05/22/14 21:25	74-83-9	
2-Butanone (MEK)	ND	ug/L	10.0	0.59	1		05/22/14 21:25	78-93-3	
Carbon disulfide	ND	ug/L	10.0	0.12	1		05/22/14 21:25	75-15-0	
Carbon tetrachloride	ND	ug/L	5.0	0.18	1		05/22/14 21:25	56-23-5	
Chlorobenzene	ND	ug/L	5.0	0.21	1		05/22/14 21:25	108-90-7	
Chloroethane	ND	ug/L	10.0	0.15	1		05/22/14 21:25	75-00-3	
Chloroform	**0.42J**	ug/L	5.0	0.14	1		05/22/14 21:25	67-66-3	
Chloromethane	ND	ug/L	10.0	0.080	1		05/22/14 21:25	74-87-3	
Dibromochloromethane	ND	ug/L	5.0	0.21	1		05/22/14 21:25	124-48-1	
1,1-Dichloroethane	**0.59J**	ug/L	2.4	0.050	1		05/22/14 21:25	75-34-3	
1,2-Dichloroethane	ND	ug/L	5.0	0.12	1		05/22/14 21:25	107-06-2	
1,1-Dichloroethene	**1.3J**	ug/L	5.0	0.20	1		05/22/14 21:25	75-35-4	
cis-1,2-Dichloroethene	**99.5**	ug/L	5.0	0.080	1		05/22/14 21:25	156-59-2	
trans-1,2-Dichloroethene	**0.62J**	ug/L	5.0	0.20	1		05/22/14 21:25	156-60-5	
1,2-Dichloropropane	ND	ug/L	5.0	0.16	1		05/22/14 21:25	78-87-5	
cis-1,3-Dichloropropene	ND	ug/L	1.0	0.14	1		05/22/14 21:25	10061-01-5	
trans-1,3-Dichloropropene	ND	ug/L	1.0	0.12	1		05/22/14 21:25	10061-02-6	
Ethylbenzene	ND	ug/L	5.0	0.18	1		05/22/14 21:25	100-41-4	
2-Hexanone	ND	ug/L	10.0	1.2	1		05/22/14 21:25	591-78-6	
Methylene chloride	**1.2J**	ug/L	5.0	0.15	1		05/22/14 21:25	75-09-2	
4-Methyl-2-pentanone (MIBK)	ND	ug/L	10.0	0.42	1		05/22/14 21:25	108-10-1	
Styrene	ND	ug/L	5.0	0.12	1		05/22/14 21:25	100-42-5	
1,1,2,2-Tetrachloroethane	ND	ug/L	1.0	0.15	1		05/22/14 21:25	79-34-5	
Tetrachloroethene	**0.96J**	ug/L	5.0	0.10	1		05/22/14 21:25	127-18-4	
Toluene	ND	ug/L	5.0	0.17	1		05/22/14 21:25	108-88-3	
1,1,1-Trichloroethane	ND	ug/L	5.0	0.11	1		05/22/14 21:25	71-55-6	
1,1,2-Trichloroethane	ND	ug/L	5.0	0.20	1		05/22/14 21:25	79-00-5	
Trichloroethene	**1590**	ug/L	125	4.2	25		05/21/14 13:00	79-01-6	
Vinyl chloride	**5.5**	ug/L	2.0	0.13	1		05/22/14 21:25	75-01-4	
Xylene (Total)	ND	ug/L	5.0	0.42	1		05/22/14 21:25	1330-20-7	
Surrogates									
4-Bromofluorobenzene (S)	99	%	80-120		1		05/22/14 21:25	460-00-4	
1,2-Dichloroethane-d4 (S)	95	%	80-120		1		05/22/14 21:25	17060-07-0	
Toluene-d8 (S)	102	%	80-120		1		05/22/14 21:25	2037-26-5	
Preservation pH	**1.0**		0.10	0.10	1		05/22/14 21:25		

REPORT OF LABORATORY ANALYSIS

This report shall not be reproduced, except in full,
without the written consent of Pace Analytical Services, Inc..

Pace Analytical Services, Inc.
9608 Loiret Blvd.
Lenexa, KS 66219
(913)599-5665

ANALYTICAL RESULTS

Project: FORT SMITH, AR
Pace Project No.: 60169379

Sample: ITMW-11-201405 **Lab ID: 60169379003** Collected: 05/15/14 08:55 Received: 05/16/14 08:20 Matrix: Water

Parameters	Results	Units	Report Limit	MDL	DF	Prepared	Analyzed	CAS No.	Qual
2320B Alkalinity	Analytical Method: SM 2320B								
Alkalinity,Bicarbonate (CaCO3)	**101**	mg/L	20.0	1.9	1		05/22/14 09:43		
Alkalinity, Carbonate (CaCO3)	ND	mg/L	20.0	1.9	1		05/22/14 09:43		
Alkalinity, Total as CaCO3	**101**	mg/L	20.0	1.9	1		05/22/14 09:43		
Iron, Ferric (Calculation)	Analytical Method: SM 3500-Fe B#4								
Iron, Ferric	**0.0J**	mg/L	0.20		1		06/03/14 00:00	7439-89-6	1e
4500H+ pH, Electrometric	Analytical Method: SM 4500-H+B								
pH at 25 Degrees C	**6.4**	Std. Units	0.10	0.10	1		06/03/14 00:00		2e,H6
4500S2D Sulfide, Total	Analytical Method: SM 4500-S-2 D								
Sulfide, Total	ND	mg/L	0.050	0.0096	1		05/21/14 10:20	18496-25-8	
300.0 IC Anions 28 Days	Analytical Method: EPA 300.0								
Chloride	**7.5**	mg/L	1.0	0.50	1		05/27/14 18:18	16887-00-6	
Sulfate	**13.5**	mg/L	1.0	0.50	1		05/27/14 18:18	14808-79-8	
350.1 Ammonia	Analytical Method: EPA 350.1								
Nitrogen, Ammonia	**1.8**	mg/L	0.10	0.014	1		05/25/14 10:41	7664-41-7	
353.2 Nitrogen, NO2/NO3 unpres	Analytical Method: EPA 353.2								
Nitrogen, Nitrate	**0.18**	mg/L	0.10	0.031	1		05/16/14 13:20		
Nitrogen, Nitrite	ND	mg/L	0.10	0.031	1		05/16/14 13:20		
Nitrogen, NO2 plus NO3	**0.18**	mg/L	0.10	0.013	1		05/16/14 13:20		
Total Carbon Dioxide Calc	Analytical Method: SM 4500-CO2 D								
Carbon Dioxide Calculation	**168**	mg/L			1		06/03/14 00:00		
5310C TOC	Analytical Method: SM 5310C								
Total Organic Carbon	**0.56J**	mg/L	1.0	0.50	1		06/03/14 22:31	7440-44-0	
SM4500P-E, Total Phosphorus	Analytical Method: SM 4500-P E Preparation Method: SM4500-P B								
Phosphate as P04	**0.066**	mg/L	0.030	0.015	1	05/28/14 12:48	05/28/14 15:33		

REPORT OF LABORATORY ANALYSIS

This report shall not be reproduced, except in full,
without the written consent of Pace Analytical Services, Inc..

Pace Analytical Services, Inc.
9608 Loiret Blvd.
Lenexa, KS 66219
(913)599-5665

ANALYTICAL RESULTS

Project: FORT SMITH, AR
Pace Project No.: 60169379

Sample: MW-25-201405 **Lab ID: 60169379004** Collected: 05/15/14 10:35 Received: 05/16/14 08:20 Matrix: Water

Parameters	Results	Units	Report Limit	MDL	DF	Prepared	Analyzed	CAS No.	Qual
Alcohol by Direct Inject GCFID	Analytical Method: EPA 8015 - Alcohol								
2-Chloroethanol	ND	ug/L	10000	1190	1		05/22/14 12:26	107-07-3	
6010 MET ICP	Analytical Method: EPA 6010 Preparation Method: EPA 3010								
Iron	**51.0**	ug/L	50.0	24.0	1	05/24/14 11:00	05/28/14 19:10	7439-89-6	
Manganese	**319**	ug/L	5.0	2.5	1	05/24/14 11:00	05/28/14 19:10	7439-96-5	
8260 MSV	Analytical Method: EPA 5030B/8260								
Acetone	ND	ug/L	10.0	1.9	1		05/22/14 21:40	67-64-1	
Benzene	ND	ug/L	5.0	0.060	1		05/22/14 21:40	71-43-2	
Bromodichloromethane	ND	ug/L	5.0	0.19	1		05/22/14 21:40	75-27-4	
Bromoform	ND	ug/L	5.0	0.070	1		05/22/14 21:40	75-25-2	
Bromomethane	ND	ug/L	7.0	0.16	1		05/22/14 21:40	74-83-9	
2-Butanone (MEK)	ND	ug/L	10.0	0.59	1		05/22/14 21:40	78-93-3	
Carbon disulfide	ND	ug/L	10.0	0.12	1		05/22/14 21:40	75-15-0	
Carbon tetrachloride	ND	ug/L	5.0	0.18	1		05/22/14 21:40	56-23-5	
Chlorobenzene	ND	ug/L	5.0	0.21	1		05/22/14 21:40	108-90-7	
Chloroethane	ND	ug/L	10.0	0.15	1		05/22/14 21:40	75-00-3	
Chloroform	**0.96J**	ug/L	5.0	0.14	1		05/22/14 21:40	67-66-3	
Chloromethane	ND	ug/L	10.0	0.080	1		05/22/14 21:40	74-87-3	
Dibromochloromethane	ND	ug/L	5.0	0.21	1		05/22/14 21:40	124-48-1	
1,1-Dichloroethane	**1.2J**	ug/L	2.4	0.050	1		05/22/14 21:40	75-34-3	
1,2-Dichloroethane	ND	ug/L	5.0	0.12	1		05/22/14 21:40	107-06-2	
1,1-Dichloroethene	**42.1**	ug/L	5.0	0.20	1		05/22/14 21:40	75-35-4	
cis-1,2-Dichloroethene	**600J**	ug/L	1000	16.0	200		05/21/14 13:14	156-59-2	
trans-1,2-Dichloroethene	**3.1J**	ug/L	5.0	0.20	1		05/22/14 21:40	156-60-5	
1,2-Dichloropropane	ND	ug/L	5.0	0.16	1		05/22/14 21:40	78-87-5	
cis-1,3-Dichloropropene	ND	ug/L	1.0	0.14	1		05/22/14 21:40	10061-01-5	
trans-1,3-Dichloropropene	ND	ug/L	1.0	0.12	1		05/22/14 21:40	10061-02-6	
Ethylbenzene	ND	ug/L	5.0	0.18	1		05/22/14 21:40	100-41-4	
2-Hexanone	ND	ug/L	10.0	1.2	1		05/22/14 21:40	591-78-6	
Methylene chloride	**1.1J**	ug/L	5.0	0.15	1		05/22/14 21:40	75-09-2	
4-Methyl-2-pentanone (MIBK)	ND	ug/L	10.0	0.42	1		05/22/14 21:40	108-10-1	
Styrene	ND	ug/L	5.0	0.12	1		05/22/14 21:40	100-42-5	
1,1,2,2-Tetrachloroethane	**0.21J**	ug/L	1.0	0.15	1		05/22/14 21:40	79-34-5	
Tetrachloroethene	**5.1**	ug/L	5.0	0.10	1		05/22/14 21:40	127-18-4	
Toluene	**0.18J**	ug/L	5.0	0.17	1		05/22/14 21:40	108-88-3	
1,1,1-Trichloroethane	**2.6J**	ug/L	5.0	0.11	1		05/22/14 21:40	71-55-6	
1,1,2-Trichloroethane	ND	ug/L	5.0	0.20	1		05/22/14 21:40	79-00-5	
Trichloroethene	**18500**	ug/L	1000	34.0	200		05/21/14 13:14	79-01-6	
Vinyl chloride	**30.3**	ug/L	2.0	0.13	1		05/22/14 21:40	75-01-4	
Xylene (Total)	ND	ug/L	5.0	0.42	1		05/22/14 21:40	1330-20-7	
Surrogates									
4-Bromofluorobenzene (S)	99	%	80-120		1		05/22/14 21:40	460-00-4	
1,2-Dichloroethane-d4 (S)	92	%	80-120		1		05/22/14 21:40	17060-07-0	
Toluene-d8 (S)	100	%	80-120		1		05/22/14 21:40	2037-26-5	
Preservation pH	**1.0**		0.10	0.10	1		05/22/14 21:40		

REPORT OF LABORATORY ANALYSIS

This report shall not be reproduced, except in full,
without the written consent of Pace Analytical Services, Inc..

Pace Analytical Services, Inc.
9608 Loiret Blvd.
Lenexa, KS 66219
(913)599-5665

ANALYTICAL RESULTS

Project: FORT SMITH, AR
Pace Project No.: 60169379

Sample: MW-25-201405 **Lab ID: 60169379004** Collected: 05/15/14 10:35 Received: 05/16/14 08:20 Matrix: Water

Parameters	Results	Units	Report Limit	MDL	DF	Prepared	Analyzed	CAS No.	Qual
2320B Alkalinity	Analytical Method: SM 2320B								
Alkalinity,Bicarbonate (CaCO3)	**9.4J**	mg/L	20.0	1.9	1		05/22/14 09:48		
Alkalinity, Carbonate (CaCO3)	ND	mg/L	20.0	1.9	1		05/22/14 09:48		
Alkalinity, Total as CaCO3	**9.4J**	mg/L	20.0	1.9	1		05/22/14 09:48		
Iron, Ferric (Calculation)	Analytical Method: SM 3500-Fe B#4								
Iron, Ferric	**0.0J**	mg/L	0.20		1		06/03/14 00:00	7439-89-6	1e
4500H+ pH, Electrometric	Analytical Method: SM 4500-H+B								
pH at 25 Degrees C	**4.9**	Std. Units	0.10	0.10	1		06/03/14 00:00		2e,H6
4500S2D Sulfide, Total	Analytical Method: SM 4500-S-2 D								
Sulfide, Total	ND	mg/L	0.050	0.0096	1		05/21/14 10:20	18496-25-8	
300.0 IC Anions 28 Days	Analytical Method: EPA 300.0								
Chloride	**488**	mg/L	50.0	25.0	50		05/28/14 12:53	16887-00-6	
Sulfate	**2.7**	mg/L	1.0	0.50	1		05/27/14 18:32	14808-79-8	
350.1 Ammonia	Analytical Method: EPA 350.1								
Nitrogen, Ammonia	ND	mg/L	0.10	0.014	1		05/25/14 10:43	7664-41-7	
353.2 Nitrogen, NO2/NO3 unpres	Analytical Method: EPA 353.2								
Nitrogen, Nitrate	**0.28**	mg/L	0.10	0.031	1		05/16/14 13:20		
Nitrogen, Nitrite	ND	mg/L	0.10	0.031	1		05/16/14 13:20		
Nitrogen, NO2 plus NO3	**0.28**	mg/L	0.10	0.013	1		05/16/14 13:20		
Total Carbon Dioxide Calc	Analytical Method: SM 4500-CO2 D								
Carbon Dioxide Calculation	**0.0**	mg/L			1		06/03/14 00:00		
5310C TOC	Analytical Method: SM 5310C								
Total Organic Carbon	ND	mg/L	1.0	0.50	1		06/03/14 22:51	7440-44-0	
SM4500P-E, Total Phosphorus	Analytical Method: SM 4500-P E Preparation Method: SM4500-P B								
Phosphate as P04	ND	mg/L	0.030	0.015	1	05/28/14 12:48	05/28/14 15:33		

REPORT OF LABORATORY ANALYSIS

This report shall not be reproduced, except in full,
without the written consent of Pace Analytical Services, Inc..

Pace Analytical Services, Inc.
9608 Loiret Blvd.
Lenexa, KS 66219
(913)599-5665

ANALYTICAL RESULTS

Project: FORT SMITH, AR
Pace Project No.: 60169379

Sample: ITMW-17-201405 **Lab ID: 60169379005** Collected: 05/15/14 08:50 Received: 05/16/14 08:20 Matrix: Water

Parameters	Results	Units	Report Limit	MDL	DF	Prepared	Analyzed	CAS No.	Qual
Alcohol by Direct Inject GCFID	Analytical Method: EPA 8015 - Alcohol								
2-Chloroethanol	ND	ug/L	10000	1190	1		05/22/14 12:48	107-07-3	
6010 MET ICP	Analytical Method: EPA 6010 Preparation Method: EPA 3010								
Iron	**25.9J**	ug/L	50.0	24.0	1	05/24/14 11:00	05/28/14 19:17	7439-89-6	
Manganese	**127**	ug/L	5.0	2.5	1	05/24/14 11:00	05/28/14 19:17	7439-96-5	
8260 MSV	Analytical Method: EPA 5030B/8260								
Acetone	ND	ug/L	10.0	1.9	1		05/22/14 21:55	67-64-1	
Benzene	**0.11J**	ug/L	5.0	0.060	1		05/22/14 21:55	71-43-2	
Bromodichloromethane	ND	ug/L	5.0	0.19	1		05/22/14 21:55	75-27-4	
Bromoform	ND	ug/L	5.0	0.070	1		05/22/14 21:55	75-25-2	
Bromomethane	ND	ug/L	7.0	0.16	1		05/22/14 21:55	74-83-9	
2-Butanone (MEK)	ND	ug/L	10.0	0.59	1		05/22/14 21:55	78-93-3	
Carbon disulfide	ND	ug/L	10.0	0.12	1		05/22/14 21:55	75-15-0	
Carbon tetrachloride	ND	ug/L	5.0	0.18	1		05/22/14 21:55	56-23-5	
Chlorobenzene	ND	ug/L	5.0	0.21	1		05/22/14 21:55	108-90-7	
Chloroethane	ND	ug/L	10.0	0.15	1		05/22/14 21:55	75-00-3	
Chloroform	**1.0J**	ug/L	5.0	0.14	1		05/22/14 21:55	67-66-3	
Chloromethane	ND	ug/L	10.0	0.080	1		05/22/14 21:55	74-87-3	
Dibromochloromethane	ND	ug/L	5.0	0.21	1		05/22/14 21:55	124-48-1	
1,1-Dichloroethane	ND	ug/L	2.4	0.050	1		05/22/14 21:55	75-34-3	
1,2-Dichloroethane	ND	ug/L	5.0	0.12	1		05/22/14 21:55	107-06-2	
1,1-Dichloroethene	**5.9**	ug/L	5.0	0.20	1		05/22/14 21:55	75-35-4	
cis-1,2-Dichloroethene	**82.9**	ug/L	5.0	0.080	1		05/22/14 21:55	156-59-2	
trans-1,2-Dichloroethene	**0.41J**	ug/L	5.0	0.20	1		05/22/14 21:55	156-60-5	
1,2-Dichloropropane	ND	ug/L	5.0	0.16	1		05/22/14 21:55	78-87-5	
cis-1,3-Dichloropropene	ND	ug/L	1.0	0.14	1		05/22/14 21:55	10061-01-5	
trans-1,3-Dichloropropene	ND	ug/L	1.0	0.12	1		05/22/14 21:55	10061-02-6	
Ethylbenzene	ND	ug/L	5.0	0.18	1		05/22/14 21:55	100-41-4	
2-Hexanone	ND	ug/L	10.0	1.2	1		05/22/14 21:55	591-78-6	
Methylene chloride	**0.26J**	ug/L	5.0	0.15	1		05/22/14 21:55	75-09-2	
4-Methyl-2-pentanone (MIBK)	ND	ug/L	10.0	0.42	1		05/22/14 21:55	108-10-1	
Styrene	ND	ug/L	5.0	0.12	1		05/22/14 21:55	100-42-5	
1,1,2,2-Tetrachloroethane	ND	ug/L	1.0	0.15	1		05/22/14 21:55	79-34-5	
Tetrachloroethene	**0.84J**	ug/L	5.0	0.10	1		05/22/14 21:55	127-18-4	
Toluene	ND	ug/L	5.0	0.17	1		05/22/14 21:55	108-88-3	
1,1,1-Trichloroethane	**0.33J**	ug/L	5.0	0.11	1		05/22/14 21:55	71-55-6	
1,1,2-Trichloroethane	**0.47J**	ug/L	5.0	0.20	1		05/22/14 21:55	79-00-5	
Trichloroethene	**3630**	ug/L	250	8.5	50		05/21/14 13:28	79-01-6	
Vinyl chloride	**1.3J**	ug/L	2.0	0.13	1		05/22/14 21:55	75-01-4	
Xylene (Total)	ND	ug/L	5.0	0.42	1		05/22/14 21:55	1330-20-7	
Surrogates									
4-Bromofluorobenzene (S)	101	%	80-120		1		05/22/14 21:55	460-00-4	
1,2-Dichloroethane-d4 (S)	93	%	80-120		1		05/22/14 21:55	17060-07-0	
Toluene-d8 (S)	102	%	80-120		1		05/22/14 21:55	2037-26-5	
Preservation pH	**1.0**		0.10	0.10	1		05/22/14 21:55		

REPORT OF LABORATORY ANALYSIS

This report shall not be reproduced, except in full,
without the written consent of Pace Analytical Services, Inc..

Pace Analytical Services, Inc.
9608 Loiret Blvd.
Lenexa, KS 66219
(913)599-5665

ANALYTICAL RESULTS

Project: FORT SMITH, AR
Pace Project No.: 60169379

Sample: ITMW-17-201405 **Lab ID: 60169379005** Collected: 05/15/14 08:50 Received: 05/16/14 08:20 Matrix: Water

Parameters	Results	Units	Report Limit	MDL	DF	Prepared	Analyzed	CAS No.	Qual
2320B Alkalinity	Analytical Method: SM 2320B								
Alkalinity,Bicarbonate (CaCO3)	**14.6J**	mg/L	20.0	1.9	1		05/22/14 09:54		
Alkalinity, Carbonate (CaCO3)	ND	mg/L	20.0	1.9	1		05/22/14 09:54		
Alkalinity, Total as CaCO3	**14.6J**	mg/L	20.0	1.9	1		05/22/14 09:54		
Iron, Ferric (Calculation)	Analytical Method: SM 3500-Fe B#4								
Iron, Ferric	**0.0J**	mg/L	0.20		1		06/03/14 00:00	7439-89-6	1e
4500H+ pH, Electrometric	Analytical Method: SM 4500-H+B								
pH at 25 Degrees C	**5.4**	Std. Units	0.10	0.10	1		06/03/14 00:00		2e,H6
4500S2D Sulfide, Total	Analytical Method: SM 4500-S-2 D								
Sulfide, Total	ND	mg/L	0.050	0.0096	1		05/21/14 10:20	18496-25-8	
300.0 IC Anions 28 Days	Analytical Method: EPA 300.0								
Chloride	**274**	mg/L	50.0	25.0	50		05/28/14 13:08	16887-00-6	
Sulfate	**6.5**	mg/L	1.0	0.50	1		05/27/14 18:47	14808-79-8	
350.1 Ammonia	Analytical Method: EPA 350.1								
Nitrogen, Ammonia	ND	mg/L	0.10	0.014	1		05/25/14 10:44	7664-41-7	
353.2 Nitrogen, NO2/NO3 unpres	Analytical Method: EPA 353.2								
Nitrogen, Nitrate	**0.14**	mg/L	0.10	0.031	1		05/16/14 13:21		
Nitrogen, Nitrite	ND	mg/L	0.10	0.031	1		05/16/14 13:21		
Nitrogen, NO2 plus NO3	**0.14**	mg/L	0.10	0.013	1		05/16/14 13:21		
Total Carbon Dioxide Calc	Analytical Method: SM 4500-CO2 D								
Carbon Dioxide Calculation	**0.0**	mg/L			1		06/03/14 00:00		
5310C TOC	Analytical Method: SM 5310C								
Total Organic Carbon	ND	mg/L	1.0	0.50	1		06/03/14 23:10	7440-44-0	
SM4500P-E, Total Phosphorus	Analytical Method: SM 4500-P E Preparation Method: SM4500-P B								
Phosphate as P04	**0.032**	mg/L	0.030	0.015	1	05/28/14 12:48	05/28/14 15:33		

REPORT OF LABORATORY ANALYSIS

This report shall not be reproduced, except in full,
without the written consent of Pace Analytical Services, Inc..

Pace Analytical Services, Inc.
9608 Loiret Blvd.
Lenexa, KS 66219
(913)599-5665

ANALYTICAL RESULTS

Project: FORT SMITH, AR
Pace Project No.: 60169379

Sample: DUP-6-201405 **Lab ID: 60169379006** Collected: 05/15/14 10:40 Received: 05/16/14 08:20 Matrix: Water

Parameters	Results	Units	Report Limit	MDL	DF	Prepared	Analyzed	CAS No.	Qual
8260 MSV	Analytical Method: EPA 5030B/8260								
Acetone	ND	ug/L	10.0	1.9	1		05/22/14 22:10	67-64-1	
Benzene	**0.11J**	ug/L	5.0	0.060	1		05/22/14 22:10	71-43-2	
Bromodichloromethane	ND	ug/L	5.0	0.19	1		05/22/14 22:10	75-27-4	
Bromoform	ND	ug/L	5.0	0.070	1		05/22/14 22:10	75-25-2	
Bromomethane	ND	ug/L	7.0	0.16	1		05/22/14 22:10	74-83-9	
2-Butanone (MEK)	ND	ug/L	10.0	0.59	1		05/22/14 22:10	78-93-3	
Carbon disulfide	ND	ug/L	10.0	0.12	1		05/22/14 22:10	75-15-0	
Carbon tetrachloride	ND	ug/L	5.0	0.18	1		05/22/14 22:10	56-23-5	
Chlorobenzene	ND	ug/L	5.0	0.21	1		05/22/14 22:10	108-90-7	
Chloroethane	ND	ug/L	10.0	0.15	1		05/22/14 22:10	75-00-3	
Chloroform	**3.3J**	ug/L	5.0	0.14	1		05/22/14 22:10	67-66-3	
Chloromethane	**0.30J**	ug/L	10.0	0.080	1		05/22/14 22:10	74-87-3	
Dibromochloromethane	ND	ug/L	5.0	0.21	1		05/22/14 22:10	124-48-1	
1,1-Dichloroethane	**0.24J**	ug/L	2.4	0.050	1		05/22/14 22:10	75-34-3	
1,2-Dichloroethane	ND	ug/L	5.0	0.12	1		05/22/14 22:10	107-06-2	
1,1-Dichloroethene	**15.6**	ug/L	5.0	0.20	1		05/22/14 22:10	75-35-4	
cis-1,2-Dichloroethene	**67.2**	ug/L	5.0	0.080	1		05/22/14 22:10	156-59-2	
trans-1,2-Dichloroethene	**0.40J**	ug/L	5.0	0.20	1		05/22/14 22:10	156-60-5	
1,2-Dichloropropane	ND	ug/L	5.0	0.16	1		05/22/14 22:10	78-87-5	
cis-1,3-Dichloropropene	ND	ug/L	1.0	0.14	1		05/22/14 22:10	10061-01-5	
trans-1,3-Dichloropropene	ND	ug/L	1.0	0.12	1		05/22/14 22:10	10061-02-6	
Ethylbenzene	ND	ug/L	5.0	0.18	1		05/22/14 22:10	100-41-4	
2-Hexanone	ND	ug/L	10.0	1.2	1		05/22/14 22:10	591-78-6	
Methylene chloride	**0.55J**	ug/L	5.0	0.15	1		05/22/14 22:10	75-09-2	
4-Methyl-2-pentanone (MIBK)	ND	ug/L	10.0	0.42	1		05/22/14 22:10	108-10-1	
Styrene	ND	ug/L	5.0	0.12	1		05/22/14 22:10	100-42-5	
1,1,2,2-Tetrachloroethane	ND	ug/L	1.0	0.15	1		05/22/14 22:10	79-34-5	
Tetrachloroethene	**2.3J**	ug/L	5.0	0.10	1		05/22/14 22:10	127-18-4	
Toluene	ND	ug/L	5.0	0.17	1		05/22/14 22:10	108-88-3	
1,1,1-Trichloroethane	**0.16J**	ug/L	5.0	0.11	1		05/22/14 22:10	71-55-6	
1,1,2-Trichloroethane	**0.89J**	ug/L	5.0	0.20	1		05/22/14 22:10	79-00-5	
Trichloroethene	**15300**	ug/L	1000	34.0	200		05/21/14 17:17	79-01-6	
Vinyl chloride	**0.87J**	ug/L	2.0	0.13	1		05/22/14 22:10	75-01-4	
Xylene (Total)	ND	ug/L	5.0	0.42	1		05/22/14 22:10	1330-20-7	
Surrogates									
4-Bromofluorobenzene (S)	99	%	80-120		1		05/22/14 22:10	460-00-4	
1,2-Dichloroethane-d4 (S)	94	%	80-120		1		05/22/14 22:10	17060-07-0	
Toluene-d8 (S)	101	%	80-120		1		05/22/14 22:10	2037-26-5	
Preservation pH	**1.0**		0.10	0.10	1		05/22/14 22:10		

REPORT OF LABORATORY ANALYSIS

This report shall not be reproduced, except in full,
without the written consent of Pace Analytical Services, Inc..

Pace Analytical Services, Inc.
9608 Loiret Blvd.
Lenexa, KS 66219
(913)599-5665

ANALYTICAL RESULTS

Project: FORT SMITH, AR
Pace Project No.: 60169379

Sample: DUP-5-201405 **Lab ID: 60169379007** Collected: 05/15/14 08:55 Received: 05/16/14 08:20 Matrix: Water

Parameters	Results	Units	Report Limit	MDL	DF	Prepared	Analyzed	CAS No.	Qual
8260 MSV	Analytical Method: EPA 5030B/8260								
Acetone	**5.6J**	ug/L	10.0	1.9	1		05/21/14 16:35	67-64-1	
Benzene	ND	ug/L	5.0	0.060	1		05/21/14 16:35	71-43-2	
Bromodichloromethane	**0.45J**	ug/L	5.0	0.19	1		05/21/14 16:35	75-27-4	
Bromoform	**0.50J**	ug/L	5.0	0.070	1		05/21/14 16:35	75-25-2	
Bromomethane	ND	ug/L	7.0	0.16	1		05/21/14 16:35	74-83-9	
2-Butanone (MEK)	ND	ug/L	10.0	0.59	1		05/21/14 16:35	78-93-3	
Carbon disulfide	ND	ug/L	10.0	0.12	1		05/21/14 16:35	75-15-0	
Carbon tetrachloride	ND	ug/L	5.0	0.18	1		05/21/14 16:35	56-23-5	
Chlorobenzene	ND	ug/L	5.0	0.21	1		05/21/14 16:35	108-90-7	
Chloroethane	ND	ug/L	10.0	0.15	1		05/21/14 16:35	75-00-3	
Chloroform	**1.6J**	ug/L	5.0	0.14	1		05/21/14 16:35	67-66-3	
Chloromethane	ND	ug/L	10.0	0.080	1		05/21/14 16:35	74-87-3	
Dibromochloromethane	ND	ug/L	5.0	0.21	1		05/21/14 16:35	124-48-1	
1,1-Dichloroethane	**0.86J**	ug/L	2.4	0.050	1		05/21/14 16:35	75-34-3	
1,2-Dichloroethane	ND	ug/L	5.0	0.12	1		05/21/14 16:35	107-06-2	
1,1-Dichloroethene	ND	ug/L	5.0	0.20	1		05/21/14 16:35	75-35-4	
cis-1,2-Dichloroethene	**108**	ug/L	5.0	0.080	1		05/21/14 16:35	156-59-2	
trans-1,2-Dichloroethene	**21.3**	ug/L	5.0	0.20	1		05/21/14 16:35	156-60-5	
1,2-Dichloropropane	ND	ug/L	5.0	0.16	1		05/21/14 16:35	78-87-5	
cis-1,3-Dichloropropene	ND	ug/L	1.0	0.14	1		05/21/14 16:35	10061-01-5	
trans-1,3-Dichloropropene	ND	ug/L	1.0	0.12	1		05/21/14 16:35	10061-02-6	
Ethylbenzene	ND	ug/L	5.0	0.18	1		05/21/14 16:35	100-41-4	
2-Hexanone	ND	ug/L	10.0	1.2	1		05/21/14 16:35	591-78-6	
Methylene chloride	ND	ug/L	5.0	0.15	1		05/21/14 16:35	75-09-2	
4-Methyl-2-pentanone (MIBK)	ND	ug/L	10.0	0.42	1		05/21/14 16:35	108-10-1	
Styrene	ND	ug/L	5.0	0.12	1		05/21/14 16:35	100-42-5	
1,1,2,2-Tetrachloroethane	**0.20J**	ug/L	1.0	0.15	1		05/21/14 16:35	79-34-5	
Tetrachloroethene	**1.2J**	ug/L	5.0	0.10	1		05/21/14 16:35	127-18-4	
Toluene	ND	ug/L	5.0	0.17	1		05/21/14 16:35	108-88-3	
1,1,1-Trichloroethane	**0.14J**	ug/L	5.0	0.11	1		05/21/14 16:35	71-55-6	
1,1,2-Trichloroethane	**0.57J**	ug/L	5.0	0.20	1		05/21/14 16:35	79-00-5	
Trichloroethene	**2500**	ug/L	100	3.4	20		05/22/14 23:16	79-01-6	
Vinyl chloride	ND	ug/L	2.0	0.13	1		05/21/14 16:35	75-01-4	
Xylene (Total)	ND	ug/L	5.0	0.42	1		05/21/14 16:35	1330-20-7	
Surrogates									
4-Bromofluorobenzene (S)	102	%	80-120		1		05/21/14 16:35	460-00-4	
1,2-Dichloroethane-d4 (S)	100	%	80-120		1		05/21/14 16:35	17060-07-0	
Toluene-d8 (S)	95	%	80-120		1		05/21/14 16:35	2037-26-5	
Preservation pH	**1.0**		0.10	0.10	1		05/21/14 16:35		

REPORT OF LABORATORY ANALYSIS

This report shall not be reproduced, except in full,
without the written consent of Pace Analytical Services, Inc..

Pace Analytical Services, Inc.
9608 Loiret Blvd.
Lenexa, KS 66219
(913)599-5665

ANALYTICAL RESULTS

Project: FORT SMITH, AR
Pace Project No.: 60169379

Sample: DUP-4-201405 **Lab ID: 60169379008** Collected: 05/15/14 08:55 Received: 05/16/14 08:20 Matrix: Water

Parameters	Results	Units	Report Limit	MDL	DF	Prepared	Analyzed	CAS No.	Qual
8260 MSV	Analytical Method: EPA 5030B/8260								
Acetone	ND	ug/L	10.0	1.9	1		05/21/14 16:49	67-64-1	
Benzene	ND	ug/L	5.0	0.060	1		05/21/14 16:49	71-43-2	
Bromodichloromethane	ND	ug/L	5.0	0.19	1		05/21/14 16:49	75-27-4	
Bromoform	ND	ug/L	5.0	0.070	1		05/21/14 16:49	75-25-2	
Bromomethane	ND	ug/L	7.0	0.16	1		05/21/14 16:49	74-83-9	
2-Butanone (MEK)	ND	ug/L	10.0	0.59	1		05/21/14 16:49	78-93-3	
Carbon disulfide	ND	ug/L	10.0	0.12	1		05/21/14 16:49	75-15-0	
Carbon tetrachloride	ND	ug/L	5.0	0.18	1		05/21/14 16:49	56-23-5	
Chlorobenzene	ND	ug/L	5.0	0.21	1		05/21/14 16:49	108-90-7	
Chloroethane	ND	ug/L	10.0	0.15	1		05/21/14 16:49	75-00-3	
Chloroform	**0.43J**	ug/L	5.0	0.14	1		05/21/14 16:49	67-66-3	
Chloromethane	ND	ug/L	10.0	0.080	1		05/21/14 16:49	74-87-3	
Dibromochloromethane	ND	ug/L	5.0	0.21	1		05/21/14 16:49	124-48-1	
1,1-Dichloroethane	**0.47J**	ug/L	2.4	0.050	1		05/21/14 16:49	75-34-3	
1,2-Dichloroethane	ND	ug/L	5.0	0.12	1		05/21/14 16:49	107-06-2	
1,1-Dichloroethene	**1.2J**	ug/L	5.0	0.20	1		05/21/14 16:49	75-35-4	
cis-1,2-Dichloroethene	**107**	ug/L	5.0	0.080	1		05/21/14 16:49	156-59-2	
trans-1,2-Dichloroethene	**1.9J**	ug/L	5.0	0.20	1		05/21/14 16:49	156-60-5	
1,2-Dichloropropane	ND	ug/L	5.0	0.16	1		05/21/14 16:49	78-87-5	
cis-1,3-Dichloropropene	ND	ug/L	1.0	0.14	1		05/21/14 16:49	10061-01-5	
trans-1,3-Dichloropropene	ND	ug/L	1.0	0.12	1		05/21/14 16:49	10061-02-6	
Ethylbenzene	ND	ug/L	5.0	0.18	1		05/21/14 16:49	100-41-4	
2-Hexanone	ND	ug/L	10.0	1.2	1		05/21/14 16:49	591-78-6	
Methylene chloride	ND	ug/L	5.0	0.15	1		05/21/14 16:49	75-09-2	
4-Methyl-2-pentanone (MIBK)	ND	ug/L	10.0	0.42	1		05/21/14 16:49	108-10-1	
Styrene	ND	ug/L	5.0	0.12	1		05/21/14 16:49	100-42-5	
1,1,2,2-Tetrachloroethane	ND	ug/L	1.0	0.15	1		05/21/14 16:49	79-34-5	
Tetrachloroethene	**0.84J**	ug/L	5.0	0.10	1		05/21/14 16:49	127-18-4	
Toluene	ND	ug/L	5.0	0.17	1		05/21/14 16:49	108-88-3	
1,1,1-Trichloroethane	ND	ug/L	5.0	0.11	1		05/21/14 16:49	71-55-6	
1,1,2-Trichloroethane	ND	ug/L	5.0	0.20	1		05/21/14 16:49	79-00-5	
Trichloroethene	**1470**	ug/L	50.0	1.7	10		05/22/14 23:30	79-01-6	
Vinyl chloride	**4.9**	ug/L	2.0	0.13	1		05/21/14 16:49	75-01-4	
Xylene (Total)	ND	ug/L	5.0	0.42	1		05/21/14 16:49	1330-20-7	
Surrogates									
4-Bromofluorobenzene (S)	104	%	80-120		1		05/21/14 16:49	460-00-4	
1,2-Dichloroethane-d4 (S)	96	%	80-120		1		05/21/14 16:49	17060-07-0	
Toluene-d8 (S)	98	%	80-120		1		05/21/14 16:49	2037-26-5	
Preservation pH	**1.0**		0.10	0.10	1		05/21/14 16:49		

REPORT OF LABORATORY ANALYSIS

This report shall not be reproduced, except in full,
without the written consent of Pace Analytical Services, Inc..

Pace Analytical Services, Inc.
9608 Loiret Blvd.
Lenexa, KS 66219
(913)599-5665

ANALYTICAL RESULTS

Project: FORT SMITH, AR
Pace Project No.: 60169379

Sample: DUP-3-201405 **Lab ID: 60169379009** Collected: 05/15/14 08:50 Received: 05/16/14 08:20 Matrix: Water

Parameters	Results	Units	Report Limit	MDL	DF	Prepared	Analyzed	CAS No.	Qual
8260 MSV	Analytical Method: EPA 5030B/8260								
Acetone	ND	ug/L	10.0	1.9	1		05/21/14 17:03	67-64-1	
Benzene	**0.12J**	ug/L	5.0	0.060	1		05/21/14 17:03	71-43-2	
Bromodichloromethane	ND	ug/L	5.0	0.19	1		05/21/14 17:03	75-27-4	
Bromoform	ND	ug/L	5.0	0.070	1		05/21/14 17:03	75-25-2	
Bromomethane	ND	ug/L	7.0	0.16	1		05/21/14 17:03	74-83-9	
2-Butanone (MEK)	ND	ug/L	10.0	0.59	1		05/21/14 17:03	78-93-3	
Carbon disulfide	ND	ug/L	10.0	0.12	1		05/21/14 17:03	75-15-0	
Carbon tetrachloride	ND	ug/L	5.0	0.18	1		05/21/14 17:03	56-23-5	
Chlorobenzene	ND	ug/L	5.0	0.21	1		05/21/14 17:03	108-90-7	
Chloroethane	ND	ug/L	10.0	0.15	1		05/21/14 17:03	75-00-3	
Chloroform	**0.97J**	ug/L	5.0	0.14	1		05/21/14 17:03	67-66-3	
Chloromethane	ND	ug/L	10.0	0.080	1		05/21/14 17:03	74-87-3	
Dibromochloromethane	ND	ug/L	5.0	0.21	1		05/21/14 17:03	124-48-1	
1,1-Dichloroethane	ND	ug/L	2.4	0.050	1		05/21/14 17:03	75-34-3	
1,2-Dichloroethane	ND	ug/L	5.0	0.12	1		05/21/14 17:03	107-06-2	
1,1-Dichloroethene	**5.1**	ug/L	5.0	0.20	1		05/21/14 17:03	75-35-4	
cis-1,2-Dichloroethene	**88.5**	ug/L	5.0	0.080	1		05/21/14 17:03	156-59-2	
trans-1,2-Dichloroethene	**1.1J**	ug/L	5.0	0.20	1		05/21/14 17:03	156-60-5	
1,2-Dichloropropane	ND	ug/L	5.0	0.16	1		05/21/14 17:03	78-87-5	
cis-1,3-Dichloropropene	ND	ug/L	1.0	0.14	1		05/21/14 17:03	10061-01-5	
trans-1,3-Dichloropropene	ND	ug/L	1.0	0.12	1		05/21/14 17:03	10061-02-6	
Ethylbenzene	ND	ug/L	5.0	0.18	1		05/21/14 17:03	100-41-4	
2-Hexanone	ND	ug/L	10.0	1.2	1		05/21/14 17:03	591-78-6	
Methylene chloride	ND	ug/L	5.0	0.15	1		05/21/14 17:03	75-09-2	
4-Methyl-2-pentanone (MIBK)	ND	ug/L	10.0	0.42	1		05/21/14 17:03	108-10-1	
Styrene	ND	ug/L	5.0	0.12	1		05/21/14 17:03	100-42-5	
1,1,2,2-Tetrachloroethane	ND	ug/L	1.0	0.15	1		05/21/14 17:03	79-34-5	
Tetrachloroethene	**0.75J**	ug/L	5.0	0.10	1		05/21/14 17:03	127-18-4	
Toluene	ND	ug/L	5.0	0.17	1		05/21/14 17:03	108-88-3	
1,1,1-Trichloroethane	**0.27J**	ug/L	5.0	0.11	1		05/21/14 17:03	71-55-6	
1,1,2-Trichloroethane	**0.44J**	ug/L	5.0	0.20	1		05/21/14 17:03	79-00-5	
Trichloroethene	**3370**	ug/L	125	4.2	25		05/22/14 23:44	79-01-6	
Vinyl chloride	**1.1J**	ug/L	2.0	0.13	1		05/21/14 17:03	75-01-4	
Xylene (Total)	ND	ug/L	5.0	0.42	1		05/21/14 17:03	1330-20-7	
Surrogates									
4-Bromofluorobenzene (S)	106	%	80-120		1		05/21/14 17:03	460-00-4	
1,2-Dichloroethane-d4 (S)	98	%	80-120		1		05/21/14 17:03	17060-07-0	
Toluene-d8 (S)	99	%	80-120		1		05/21/14 17:03	2037-26-5	
Preservation pH	**1.0**		0.10	0.10	1		05/21/14 17:03		

REPORT OF LABORATORY ANALYSIS

This report shall not be reproduced, except in full,
without the written consent of Pace Analytical Services, Inc..

Pace Analytical Services, Inc.
9608 Loiret Blvd.
Lenexa, KS 66219
(913)599-5665

ANALYTICAL RESULTS

Project: FORT SMITH, AR
Pace Project No.: 60169379

Sample: EB-4-201405 **Lab ID: 60169379010** Collected: 05/15/14 11:35 Received: 05/16/14 08:20 Matrix: Water

Parameters	Results	Units	Report Limit	MDL	DF	Prepared	Analyzed	CAS No.	Qual
8260 MSV	Analytical Method: EPA 5030B/8260								
Acetone	ND	ug/L	10.0	1.9	1		05/21/14 17:32	67-64-1	
Benzene	ND	ug/L	5.0	0.060	1		05/21/14 17:32	71-43-2	
Bromodichloromethane	ND	ug/L	5.0	0.19	1		05/21/14 17:32	75-27-4	
Bromoform	ND	ug/L	5.0	0.070	1		05/21/14 17:32	75-25-2	
Bromomethane	ND	ug/L	7.0	0.16	1		05/21/14 17:32	74-83-9	
2-Butanone (MEK)	ND	ug/L	10.0	0.59	1		05/21/14 17:32	78-93-3	
Carbon disulfide	ND	ug/L	10.0	0.12	1		05/21/14 17:32	75-15-0	
Carbon tetrachloride	ND	ug/L	5.0	0.18	1		05/21/14 17:32	56-23-5	
Chlorobenzene	ND	ug/L	5.0	0.21	1		05/21/14 17:32	108-90-7	
Chloroethane	ND	ug/L	10.0	0.15	1		05/21/14 17:32	75-00-3	
Chloroform	ND	ug/L	5.0	0.14	1		05/21/14 17:32	67-66-3	
Chloromethane	ND	ug/L	10.0	0.080	1		05/21/14 17:32	74-87-3	
Dibromochloromethane	ND	ug/L	5.0	0.21	1		05/21/14 17:32	124-48-1	
1,1-Dichloroethane	ND	ug/L	2.4	0.050	1		05/21/14 17:32	75-34-3	
1,2-Dichloroethane	ND	ug/L	5.0	0.12	1		05/21/14 17:32	107-06-2	
1,1-Dichloroethene	ND	ug/L	5.0	0.20	1		05/21/14 17:32	75-35-4	
cis-1,2-Dichloroethene	ND	ug/L	5.0	0.080	1		05/21/14 17:32	156-59-2	
trans-1,2-Dichloroethene	ND	ug/L	5.0	0.20	1		05/21/14 17:32	156-60-5	
1,2-Dichloropropane	ND	ug/L	5.0	0.16	1		05/21/14 17:32	78-87-5	
cis-1,3-Dichloropropene	ND	ug/L	1.0	0.14	1		05/21/14 17:32	10061-01-5	
trans-1,3-Dichloropropene	ND	ug/L	1.0	0.12	1		05/21/14 17:32	10061-02-6	
Ethylbenzene	ND	ug/L	5.0	0.18	1		05/21/14 17:32	100-41-4	
2-Hexanone	ND	ug/L	10.0	1.2	1		05/21/14 17:32	591-78-6	
Methylene chloride	ND	ug/L	5.0	0.15	1		05/21/14 17:32	75-09-2	
4-Methyl-2-pentanone (MIBK)	ND	ug/L	10.0	0.42	1		05/21/14 17:32	108-10-1	
Styrene	ND	ug/L	5.0	0.12	1		05/21/14 17:32	100-42-5	
1,1,2,2-Tetrachloroethane	ND	ug/L	1.0	0.15	1		05/21/14 17:32	79-34-5	
Tetrachloroethene	ND	ug/L	5.0	0.10	1		05/21/14 17:32	127-18-4	
Toluene	ND	ug/L	5.0	0.17	1		05/21/14 17:32	108-88-3	
1,1,1-Trichloroethane	ND	ug/L	5.0	0.11	1		05/21/14 17:32	71-55-6	
1,1,2-Trichloroethane	ND	ug/L	5.0	0.20	1		05/21/14 17:32	79-00-5	
Trichloroethene	ND	ug/L	5.0	0.17	1		05/22/14 22:04	79-01-6	
Vinyl chloride	ND	ug/L	2.0	0.13	1		05/21/14 17:32	75-01-4	
Xylene (Total)	ND	ug/L	5.0	0.42	1		05/21/14 17:32	1330-20-7	
Surrogates									
4-Bromofluorobenzene (S)	104	%	80-120		1		05/21/14 17:32	460-00-4	
1,2-Dichloroethane-d4 (S)	95	%	80-120		1		05/21/14 17:32	17060-07-0	
Toluene-d8 (S)	101	%	80-120		1		05/21/14 17:32	2037-26-5	
Preservation pH	**1.0**		0.10	0.10	1		05/21/14 17:32		

REPORT OF LABORATORY ANALYSIS

This report shall not be reproduced, except in full,
without the written consent of Pace Analytical Services, Inc..

Pace Analytical Services, Inc.
9608 Loiret Blvd.
Lenexa, KS 66219
(913)599-5665

ANALYTICAL RESULTS

Project: FORT SMITH, AR
Pace Project No.: 60169379

Sample: EB-5-201405 **Lab ID: 60169379011** Collected: 05/15/14 11:40 Received: 05/16/14 08:20 Matrix: Water

Parameters	Results	Units	Report Limit	MDL	DF	Prepared	Analyzed	CAS No.	Qual
8260 MSV	Analytical Method: EPA 5030B/8260								
Acetone	ND	ug/L	10.0	1.9	1		05/21/14 17:46	67-64-1	
Benzene	ND	ug/L	5.0	0.060	1		05/21/14 17:46	71-43-2	
Bromodichloromethane	ND	ug/L	5.0	0.19	1		05/21/14 17:46	75-27-4	
Bromoform	ND	ug/L	5.0	0.070	1		05/21/14 17:46	75-25-2	
Bromomethane	ND	ug/L	7.0	0.16	1		05/21/14 17:46	74-83-9	
2-Butanone (MEK)	ND	ug/L	10.0	0.59	1		05/21/14 17:46	78-93-3	
Carbon disulfide	ND	ug/L	10.0	0.12	1		05/21/14 17:46	75-15-0	
Carbon tetrachloride	ND	ug/L	5.0	0.18	1		05/21/14 17:46	56-23-5	
Chlorobenzene	ND	ug/L	5.0	0.21	1		05/21/14 17:46	108-90-7	
Chloroethane	ND	ug/L	10.0	0.15	1		05/21/14 17:46	75-00-3	
Chloroform	ND	ug/L	5.0	0.14	1		05/21/14 17:46	67-66-3	
Chloromethane	ND	ug/L	10.0	0.080	1		05/21/14 17:46	74-87-3	
Dibromochloromethane	ND	ug/L	5.0	0.21	1		05/21/14 17:46	124-48-1	
1,1-Dichloroethane	ND	ug/L	2.4	0.050	1		05/21/14 17:46	75-34-3	
1,2-Dichloroethane	ND	ug/L	5.0	0.12	1		05/21/14 17:46	107-06-2	
1,1-Dichloroethene	ND	ug/L	5.0	0.20	1		05/21/14 17:46	75-35-4	
cis-1,2-Dichloroethene	ND	ug/L	5.0	0.080	1		05/21/14 17:46	156-59-2	
trans-1,2-Dichloroethene	ND	ug/L	5.0	0.20	1		05/21/14 17:46	156-60-5	
1,2-Dichloropropane	ND	ug/L	5.0	0.16	1		05/21/14 17:46	78-87-5	
cis-1,3-Dichloropropene	ND	ug/L	1.0	0.14	1		05/21/14 17:46	10061-01-5	
trans-1,3-Dichloropropene	ND	ug/L	1.0	0.12	1		05/21/14 17:46	10061-02-6	
Ethylbenzene	ND	ug/L	5.0	0.18	1		05/21/14 17:46	100-41-4	
2-Hexanone	ND	ug/L	10.0	1.2	1		05/21/14 17:46	591-78-6	
Methylene chloride	ND	ug/L	5.0	0.15	1		05/21/14 17:46	75-09-2	
4-Methyl-2-pentanone (MIBK)	ND	ug/L	10.0	0.42	1		05/21/14 17:46	108-10-1	
Styrene	ND	ug/L	5.0	0.12	1		05/21/14 17:46	100-42-5	
1,1,2,2-Tetrachloroethane	ND	ug/L	1.0	0.15	1		05/21/14 17:46	79-34-5	
Tetrachloroethene	ND	ug/L	5.0	0.10	1		05/21/14 17:46	127-18-4	
Toluene	ND	ug/L	5.0	0.17	1		05/21/14 17:46	108-88-3	
1,1,1-Trichloroethane	ND	ug/L	5.0	0.11	1		05/21/14 17:46	71-55-6	
1,1,2-Trichloroethane	ND	ug/L	5.0	0.20	1		05/21/14 17:46	79-00-5	
Trichloroethene	ND	ug/L	5.0	0.17	1		05/22/14 22:19	79-01-6	
Vinyl chloride	ND	ug/L	2.0	0.13	1		05/21/14 17:46	75-01-4	
Xylene (Total)	ND	ug/L	5.0	0.42	1		05/21/14 17:46	1330-20-7	
Surrogates									
4-Bromofluorobenzene (S)	104	%	80-120		1		05/21/14 17:46	460-00-4	
1,2-Dichloroethane-d4 (S)	98	%	80-120		1		05/21/14 17:46	17060-07-0	
Toluene-d8 (S)	100	%	80-120		1		05/21/14 17:46	2037-26-5	
Preservation pH	**1.0**		0.10	0.10	1		05/21/14 17:46		

REPORT OF LABORATORY ANALYSIS

This report shall not be reproduced, except in full,
without the written consent of Pace Analytical Services, Inc..

Pace Analytical Services, Inc.
9608 Loiret Blvd.
Lenexa, KS 66219
(913)599-5665

ANALYTICAL RESULTS

Project: FORT SMITH, AR
Pace Project No.: 60169379

Sample: EB-6-201405 **Lab ID: 60169379012** Collected: 05/15/14 11:45 Received: 05/16/14 08:20 Matrix: Water

Parameters	Results	Units	Report Limit	MDL	DF	Prepared	Analyzed	CAS No.	Qual
8260 MSV	Analytical Method: EPA 5030B/8260								
Acetone	ND	ug/L	10.0	1.9	1		05/21/14 18:00	67-64-1	
Benzene	ND	ug/L	5.0	0.060	1		05/21/14 18:00	71-43-2	
Bromodichloromethane	ND	ug/L	5.0	0.19	1		05/21/14 18:00	75-27-4	
Bromoform	ND	ug/L	5.0	0.070	1		05/21/14 18:00	75-25-2	
Bromomethane	ND	ug/L	7.0	0.16	1		05/21/14 18:00	74-83-9	
2-Butanone (MEK)	ND	ug/L	10.0	0.59	1		05/21/14 18:00	78-93-3	
Carbon disulfide	ND	ug/L	10.0	0.12	1		05/21/14 18:00	75-15-0	
Carbon tetrachloride	ND	ug/L	5.0	0.18	1		05/21/14 18:00	56-23-5	
Chlorobenzene	ND	ug/L	5.0	0.21	1		05/21/14 18:00	108-90-7	
Chloroethane	ND	ug/L	10.0	0.15	1		05/21/14 18:00	75-00-3	
Chloroform	ND	ug/L	5.0	0.14	1		05/21/14 18:00	67-66-3	
Chloromethane	ND	ug/L	10.0	0.080	1		05/21/14 18:00	74-87-3	
Dibromochloromethane	ND	ug/L	5.0	0.21	1		05/21/14 18:00	124-48-1	
1,1-Dichloroethane	ND	ug/L	2.4	0.050	1		05/21/14 18:00	75-34-3	
1,2-Dichloroethane	ND	ug/L	5.0	0.12	1		05/21/14 18:00	107-06-2	
1,1-Dichloroethene	ND	ug/L	5.0	0.20	1		05/21/14 18:00	75-35-4	
cis-1,2-Dichloroethene	ND	ug/L	5.0	0.080	1		05/21/14 18:00	156-59-2	
trans-1,2-Dichloroethene	ND	ug/L	5.0	0.20	1		05/21/14 18:00	156-60-5	
1,2-Dichloropropane	ND	ug/L	5.0	0.16	1		05/21/14 18:00	78-87-5	
cis-1,3-Dichloropropene	ND	ug/L	1.0	0.14	1		05/21/14 18:00	10061-01-5	
trans-1,3-Dichloropropene	ND	ug/L	1.0	0.12	1		05/21/14 18:00	10061-02-6	
Ethylbenzene	ND	ug/L	5.0	0.18	1		05/21/14 18:00	100-41-4	
2-Hexanone	ND	ug/L	10.0	1.2	1		05/21/14 18:00	591-78-6	
Methylene chloride	ND	ug/L	5.0	0.15	1		05/21/14 18:00	75-09-2	
4-Methyl-2-pentanone (MIBK)	ND	ug/L	10.0	0.42	1		05/21/14 18:00	108-10-1	
Styrene	ND	ug/L	5.0	0.12	1		05/21/14 18:00	100-42-5	
1,1,2,2-Tetrachloroethane	ND	ug/L	1.0	0.15	1		05/21/14 18:00	79-34-5	
Tetrachloroethene	ND	ug/L	5.0	0.10	1		05/21/14 18:00	127-18-4	
Toluene	ND	ug/L	5.0	0.17	1		05/21/14 18:00	108-88-3	
1,1,1-Trichloroethane	ND	ug/L	5.0	0.11	1		05/21/14 18:00	71-55-6	
1,1,2-Trichloroethane	ND	ug/L	5.0	0.20	1		05/21/14 18:00	79-00-5	
Trichloroethene	ND	ug/L	5.0	0.17	1		05/22/14 22:33	79-01-6	
Vinyl chloride	ND	ug/L	2.0	0.13	1		05/21/14 18:00	75-01-4	
Xylene (Total)	ND	ug/L	5.0	0.42	1		05/21/14 18:00	1330-20-7	
Surrogates									
4-Bromofluorobenzene (S)	104	%	80-120		1		05/21/14 18:00	460-00-4	
1,2-Dichloroethane-d4 (S)	93	%	80-120		1		05/21/14 18:00	17060-07-0	
Toluene-d8 (S)	98	%	80-120		1		05/21/14 18:00	2037-26-5	
Preservation pH	**1.0**		0.10	0.10	1		05/21/14 18:00		

REPORT OF LABORATORY ANALYSIS

This report shall not be reproduced, except in full,
without the written consent of Pace Analytical Services, Inc..

Pace Analytical Services, Inc.
9608 Loiret Blvd.
Lenexa, KS 66219
(913)599-5665

ANALYTICAL RESULTS

Project: FORT SMITH, AR
Pace Project No.: 60169379

Sample: TRIP BLANK 1 **Lab ID: 60169379013** Collected: 05/15/14 08:50 Received: 05/16/14 08:20 Matrix: Water

Parameters	Results	Units	Report Limit	MDL	DF	Prepared	Analyzed	CAS No.	Qual
8260 MSV	Analytical Method: EPA 5030B/8260								
Acetone	ND	ug/L	10.0	1.9	1		05/21/14 14:40	67-64-1	
Benzene	ND	ug/L	5.0	0.060	1		05/21/14 14:40	71-43-2	
Bromodichloromethane	ND	ug/L	5.0	0.19	1		05/21/14 14:40	75-27-4	
Bromoform	ND	ug/L	5.0	0.070	1		05/21/14 14:40	75-25-2	
Bromomethane	ND	ug/L	7.0	0.16	1		05/21/14 14:40	74-83-9	
2-Butanone (MEK)	ND	ug/L	10.0	0.59	1		05/21/14 14:40	78-93-3	
Carbon disulfide	ND	ug/L	10.0	0.12	1		05/21/14 14:40	75-15-0	
Carbon tetrachloride	ND	ug/L	5.0	0.18	1		05/21/14 14:40	56-23-5	
Chlorobenzene	ND	ug/L	5.0	0.21	1		05/21/14 14:40	108-90-7	
Chloroethane	ND	ug/L	10.0	0.15	1		05/21/14 14:40	75-00-3	
Chloroform	ND	ug/L	5.0	0.14	1		05/21/14 14:40	67-66-3	
Chloromethane	ND	ug/L	10.0	0.080	1		05/21/14 14:40	74-87-3	
Dibromochloromethane	ND	ug/L	5.0	0.21	1		05/21/14 14:40	124-48-1	
1,1-Dichloroethane	ND	ug/L	2.4	0.050	1		05/21/14 14:40	75-34-3	
1,2-Dichloroethane	ND	ug/L	5.0	0.12	1		05/21/14 14:40	107-06-2	
1,1-Dichloroethene	ND	ug/L	5.0	0.20	1		05/21/14 14:40	75-35-4	
cis-1,2-Dichloroethene	ND	ug/L	5.0	0.080	1		05/21/14 14:40	156-59-2	
trans-1,2-Dichloroethene	ND	ug/L	5.0	0.20	1		05/21/14 14:40	156-60-5	
1,2-Dichloropropane	ND	ug/L	5.0	0.16	1		05/21/14 14:40	78-87-5	
cis-1,3-Dichloropropene	ND	ug/L	1.0	0.14	1		05/21/14 14:40	10061-01-5	
trans-1,3-Dichloropropene	ND	ug/L	1.0	0.12	1		05/21/14 14:40	10061-02-6	
Ethylbenzene	ND	ug/L	5.0	0.18	1		05/21/14 14:40	100-41-4	
2-Hexanone	ND	ug/L	10.0	1.2	1		05/21/14 14:40	591-78-6	
Methylene chloride	ND	ug/L	5.0	0.15	1		05/21/14 14:40	75-09-2	
4-Methyl-2-pentanone (MIBK)	ND	ug/L	10.0	0.42	1		05/21/14 14:40	108-10-1	
Styrene	ND	ug/L	5.0	0.12	1		05/21/14 14:40	100-42-5	
1,1,2,2-Tetrachloroethane	ND	ug/L	1.0	0.15	1		05/21/14 14:40	79-34-5	
Tetrachloroethene	ND	ug/L	5.0	0.10	1		05/21/14 14:40	127-18-4	
Toluene	ND	ug/L	5.0	0.17	1		05/21/14 14:40	108-88-3	
1,1,1-Trichloroethane	ND	ug/L	5.0	0.11	1		05/21/14 14:40	71-55-6	
1,1,2-Trichloroethane	ND	ug/L	5.0	0.20	1		05/21/14 14:40	79-00-5	
Trichloroethene	ND	ug/L	5.0	0.17	1		05/21/14 14:40	79-01-6	
Vinyl chloride	ND	ug/L	2.0	0.13	1		05/21/14 14:40	75-01-4	
Xylene (Total)	ND	ug/L	5.0	0.42	1		05/21/14 14:40	1330-20-7	
Surrogates									
4-Bromofluorobenzene (S)	105	%	80-120		1		05/21/14 14:40	460-00-4	
1,2-Dichloroethane-d4 (S)	94	%	80-120		1		05/21/14 14:40	17060-07-0	
Toluene-d8 (S)	101	%	80-120		1		05/21/14 14:40	2037-26-5	
Preservation pH	**1.0**		0.10	0.10	1		05/21/14 14:40		

REPORT OF LABORATORY ANALYSIS

This report shall not be reproduced, except in full,
without the written consent of Pace Analytical Services, Inc..

Pace Analytical Services, Inc.
9608 Loiret Blvd.
Lenexa, KS 66219
(913)599-5665

ANALYTICAL RESULTS

Project: FORT SMITH, AR
Pace Project No.: 60169379

Sample: TRIP BLANK 2 **Lab ID: 60169379014** Collected: 05/15/14 08:50 Received: 05/16/14 08:20 Matrix: Water

Parameters	Results	Units	Report Limit	MDL	DF	Prepared	Analyzed	CAS No.	Qual
8260 MSV	Analytical Method: EPA 5030B/8260								
Acetone	ND	ug/L	10.0	1.9	1		05/21/14 14:54	67-64-1	
Benzene	ND	ug/L	5.0	0.060	1		05/21/14 14:54	71-43-2	
Bromodichloromethane	ND	ug/L	5.0	0.19	1		05/21/14 14:54	75-27-4	
Bromoform	ND	ug/L	5.0	0.070	1		05/21/14 14:54	75-25-2	
Bromomethane	ND	ug/L	7.0	0.16	1		05/21/14 14:54	74-83-9	
2-Butanone (MEK)	ND	ug/L	10.0	0.59	1		05/21/14 14:54	78-93-3	
Carbon disulfide	ND	ug/L	10.0	0.12	1		05/21/14 14:54	75-15-0	
Carbon tetrachloride	ND	ug/L	5.0	0.18	1		05/21/14 14:54	56-23-5	
Chlorobenzene	ND	ug/L	5.0	0.21	1		05/21/14 14:54	108-90-7	
Chloroethane	ND	ug/L	10.0	0.15	1		05/21/14 14:54	75-00-3	
Chloroform	ND	ug/L	5.0	0.14	1		05/21/14 14:54	67-66-3	
Chloromethane	ND	ug/L	10.0	0.080	1		05/21/14 14:54	74-87-3	
Dibromochloromethane	ND	ug/L	5.0	0.21	1		05/21/14 14:54	124-48-1	
1,1-Dichloroethane	ND	ug/L	2.4	0.050	1		05/21/14 14:54	75-34-3	
1,2-Dichloroethane	ND	ug/L	5.0	0.12	1		05/21/14 14:54	107-06-2	
1,1-Dichloroethene	ND	ug/L	5.0	0.20	1		05/21/14 14:54	75-35-4	
cis-1,2-Dichloroethene	ND	ug/L	5.0	0.080	1		05/21/14 14:54	156-59-2	
trans-1,2-Dichloroethene	ND	ug/L	5.0	0.20	1		05/21/14 14:54	156-60-5	
1,2-Dichloropropane	ND	ug/L	5.0	0.16	1		05/21/14 14:54	78-87-5	
cis-1,3-Dichloropropene	ND	ug/L	1.0	0.14	1		05/21/14 14:54	10061-01-5	
trans-1,3-Dichloropropene	ND	ug/L	1.0	0.12	1		05/21/14 14:54	10061-02-6	
Ethylbenzene	ND	ug/L	5.0	0.18	1		05/21/14 14:54	100-41-4	
2-Hexanone	ND	ug/L	10.0	1.2	1		05/21/14 14:54	591-78-6	
Methylene chloride	ND	ug/L	5.0	0.15	1		05/21/14 14:54	75-09-2	
4-Methyl-2-pentanone (MIBK)	ND	ug/L	10.0	0.42	1		05/21/14 14:54	108-10-1	
Styrene	ND	ug/L	5.0	0.12	1		05/21/14 14:54	100-42-5	
1,1,2,2-Tetrachloroethane	ND	ug/L	1.0	0.15	1		05/21/14 14:54	79-34-5	
Tetrachloroethene	ND	ug/L	5.0	0.10	1		05/21/14 14:54	127-18-4	
Toluene	ND	ug/L	5.0	0.17	1		05/21/14 14:54	108-88-3	
1,1,1-Trichloroethane	ND	ug/L	5.0	0.11	1		05/21/14 14:54	71-55-6	
1,1,2-Trichloroethane	ND	ug/L	5.0	0.20	1		05/21/14 14:54	79-00-5	
Trichloroethene	ND	ug/L	5.0	0.17	1		05/21/14 14:54	79-01-6	
Vinyl chloride	ND	ug/L	2.0	0.13	1		05/21/14 14:54	75-01-4	
Xylene (Total)	ND	ug/L	5.0	0.42	1		05/21/14 14:54	1330-20-7	
Surrogates									
4-Bromofluorobenzene (S)	105	%	80-120		1		05/21/14 14:54	460-00-4	
1,2-Dichloroethane-d4 (S)	95	%	80-120		1		05/21/14 14:54	17060-07-0	
Toluene-d8 (S)	101	%	80-120		1		05/21/14 14:54	2037-26-5	
Preservation pH	**1.0**		0.10	0.10	1		05/21/14 14:54		

REPORT OF LABORATORY ANALYSIS

This report shall not be reproduced, except in full,
without the written consent of Pace Analytical Services, Inc..

Pace Analytical Services, Inc.
9608 Loiret Blvd.
Lenexa, KS 66219
(913)599-5665

QUALITY CONTROL DATA

Project: FORT SMITH, AR
Pace Project No.: 60169379

QC Batch: GCSV/2580 Analysis Method: EPA 8015 - Alcohol
QC Batch Method: EPA 8015 - Alcohol Analysis Description: Alcohol by Direct Inject GCFID
Associated Lab Samples: 60169379001, 60169379002, 60169379003, 60169379004, 60169379005

METHOD BLANK: 76965 Matrix: Water
Associated Lab Samples: 60169379001, 60169379002, 60169379003, 60169379004, 60169379005

Parameter	Units	Blank Result	Reporting Limit	Analyzed	Qualifiers
2-Chloroethanol	ug/L	ND	10000	05/22/14 11:07	

LABORATORY CONTROL SAMPLE: 76966

Parameter	Units	Spike Conc.	LCS Result	LCS % Rec	% Rec Limits	Qualifiers
2-Chloroethanol	ug/L	100000	110000	110	40-140	

MATRIX SPIKE & MATRIX SPIKE DUPLICATE: 76967 76968

Parameter	Units	60169379001 Result	MS Spike Conc.	MSD Spike Conc.	MS Result	MSD Result	MS % Rec	MSD % Rec	% Rec Limits	RPD	Max RPD	Qual
2-Chloroethanol	ug/L	ND	100000	100000	107000	108000	107	108	40-140	1	40	

Results presented on this page are in the units indicated by the "Units" column except where an alternate unit is presented to the right of the result.

REPORT OF LABORATORY ANALYSIS

This report shall not be reproduced, except in full,
without the written consent of Pace Analytical Services, Inc..

Pace Analytical Services, Inc.
9608 Loiret Blvd.
Lenexa, KS 66219
(913)599-5665

QUALITY CONTROL DATA

Project: FORT SMITH, AR
Pace Project No.: 60169379

QC Batch: MPRP/27380 Analysis Method: EPA 6010
QC Batch Method: EPA 3010 Analysis Description: 6010 MET
Associated Lab Samples: 60169379001, 60169379002, 60169379003, 60169379004, 60169379005

METHOD BLANK: 1384004 Matrix: Water
Associated Lab Samples: 60169379001, 60169379002, 60169379003, 60169379004, 60169379005

Parameter	Units	Blank Result	Reporting Limit	Analyzed	Qualifiers
Iron	ug/L	ND	50.0	05/28/14 18:42	
Manganese	ug/L	ND	5.0	05/28/14 18:42	

LABORATORY CONTROL SAMPLE: 1384005

Parameter	Units	Spike Conc.	LCS Result	LCS % Rec	% Rec Limits	Qualifiers
Iron	ug/L	10000	10300	103	80-120	
Manganese	ug/L	1000	976	98	80-120	

MATRIX SPIKE & MATRIX SPIKE DUPLICATE: 1384006 1384007

Parameter	Units	60169167001 Result	MS Spike Conc.	MSD Spike Conc.	MS Result	MSD Result	MS % Rec	MSD % Rec	% Rec Limits	RPD	Max RPD	Qual
Iron	ug/L	170	10000	10000	10400	9250	103	91	75-125	12	20	
Manganese	ug/L	ND	1000	1000	985	935	98	93	75-125	5	20	

Results presented on this page are in the units indicated by the "Units" column except where an alternate unit is presented to the right of the result.

REPORT OF LABORATORY ANALYSIS

This report shall not be reproduced, except in full,
without the written consent of Pace Analytical Services, Inc..

Pace Analytical Services, Inc.
9608 Loiret Blvd.
Lenexa, KS 66219
(913)599-5665

QUALITY CONTROL DATA

Project: FORT SMITH, AR
Pace Project No.: 60169379

QC Batch: MSV/61705 Analysis Method: EPA 5030B/8260
QC Batch Method: EPA 5030B/8260 Analysis Description: 8260 MSV Water 10 mL Purge
Associated Lab Samples: 60169379001, 60169379002, 60169379003, 60169379004, 60169379005

METHOD BLANK: 1380936 Matrix: Water
Associated Lab Samples: 60169379001, 60169379002, 60169379003, 60169379004, 60169379005

Parameter	Units	Blank Result	Reporting Limit	Analyzed	Qualifiers
cis-1,2-Dichloroethene	ug/L	ND	5.0	05/21/14 09:11	
Trichloroethene	ug/L	ND	5.0	05/21/14 09:11	
1,2-Dichloroethane-d4 (S)	%	96	80-120	05/21/14 09:11	
4-Bromofluorobenzene (S)	%	107	80-120	05/21/14 09:11	
Toluene-d8 (S)	%	99	80-120	05/21/14 09:11	

LABORATORY CONTROL SAMPLE: 1380937

Parameter	Units	Spike Conc.	LCS Result	LCS % Rec	% Rec Limits	Qualifiers
cis-1,2-Dichloroethene	ug/L	20	19.8	99	80-120	
Trichloroethene	ug/L	20	19.4	97	80-120	
1,2-Dichloroethane-d4 (S)	%			96	80-120	
4-Bromofluorobenzene (S)	%			102	80-120	
Toluene-d8 (S)	%			95	80-120	

Results presented on this page are in the units indicated by the "Units" column except where an alternate unit is presented to the right of the result.

REPORT OF LABORATORY ANALYSIS

This report shall not be reproduced, except in full,
without the written consent of Pace Analytical Services, Inc..

Pace Analytical Services, Inc.
9608 Loiret Blvd.
Lenexa, KS 66219
(913)599-5665

QUALITY CONTROL DATA

Project: FORT SMITH, AR
Pace Project No.: 60169379

QC Batch: MSV/61742 Analysis Method: EPA 5030B/8260
QC Batch Method: EPA 5030B/8260 Analysis Description: 8260 MSV Water 10 mL Purge
Associated Lab Samples: 60169379006, 60169379007, 60169379008, 60169379009, 60169379010, 60169379011, 60169379012, 60169379013, 60169379014

METHOD BLANK: 1381665 Matrix: Water
Associated Lab Samples: 60169379006, 60169379007, 60169379008, 60169379009, 60169379010, 60169379011, 60169379012, 60169379013, 60169379014

Parameter	Units	Blank Result	Reporting Limit	Analyzed	Qualifiers
1,1,1-Trichloroethane	ug/L	ND	5.0	05/21/14 14:26	
1,1,2,2-Tetrachloroethane	ug/L	ND	1.0	05/21/14 14:26	
1,1,2-Trichloroethane	ug/L	ND	5.0	05/21/14 14:26	
1,1-Dichloroethane	ug/L	ND	2.4	05/21/14 14:26	
1,1-Dichloroethene	ug/L	ND	5.0	05/21/14 14:26	
1,2-Dichloroethane	ug/L	ND	5.0	05/21/14 14:26	
1,2-Dichloropropane	ug/L	ND	5.0	05/21/14 14:26	
2-Butanone (MEK)	ug/L	ND	10.0	05/21/14 14:26	
2-Hexanone	ug/L	ND	10.0	05/21/14 14:26	
4-Methyl-2-pentanone (MIBK)	ug/L	ND	10.0	05/21/14 14:26	
Acetone	ug/L	ND	10.0	05/21/14 14:26	
Benzene	ug/L	ND	5.0	05/21/14 14:26	
Bromodichloromethane	ug/L	ND	5.0	05/21/14 14:26	
Bromoform	ug/L	ND	5.0	05/21/14 14:26	
Bromomethane	ug/L	ND	7.0	05/21/14 14:26	
Carbon disulfide	ug/L	ND	10.0	05/21/14 14:26	
Carbon tetrachloride	ug/L	ND	5.0	05/21/14 14:26	
Chlorobenzene	ug/L	ND	5.0	05/21/14 14:26	
Chloroethane	ug/L	ND	10.0	05/21/14 14:26	
Chloroform	ug/L	ND	5.0	05/21/14 14:26	
Chloromethane	ug/L	ND	10.0	05/21/14 14:26	
cis-1,2-Dichloroethene	ug/L	ND	5.0	05/21/14 14:26	
cis-1,3-Dichloropropene	ug/L	ND	1.0	05/21/14 14:26	
Dibromochloromethane	ug/L	ND	5.0	05/21/14 14:26	
Ethylbenzene	ug/L	ND	5.0	05/21/14 14:26	
Methylene chloride	ug/L	ND	5.0	05/21/14 14:26	
Styrene	ug/L	ND	5.0	05/21/14 14:26	
Tetrachloroethene	ug/L	ND	5.0	05/21/14 14:26	
Toluene	ug/L	ND	5.0	05/21/14 14:26	
trans-1,2-Dichloroethene	ug/L	ND	5.0	05/21/14 14:26	
trans-1,3-Dichloropropene	ug/L	ND	1.0	05/21/14 14:26	
Trichloroethene	ug/L	ND	5.0	05/21/14 14:26	
Vinyl chloride	ug/L	ND	2.0	05/21/14 14:26	
Xylene (Total)	ug/L	ND	5.0	05/21/14 14:26	
1,2-Dichloroethane-d4 (S)	%	98	80-120	05/21/14 14:26	
4-Bromofluorobenzene (S)	%	101	80-120	05/21/14 14:26	
Toluene-d8 (S)	%	95	80-120	05/21/14 14:26	

Results presented on this page are in the units indicated by the "Units" column except where an alternate unit is presented to the right of the result.

REPORT OF LABORATORY ANALYSIS

This report shall not be reproduced, except in full,
without the written consent of Pace Analytical Services, Inc..

Pace Analytical Services, Inc.
9608 Loiret Blvd.
Lenexa, KS 66219
(913)599-5665

QUALITY CONTROL DATA

Project: FORT SMITH, AR
Pace Project No.: 60169379

LABORATORY CONTROL SAMPLE: 1381666

Parameter	Units	Spike Conc.	LCS Result	LCS % Rec	% Rec Limits	Qualifiers
1,1,1-Trichloroethane	ug/L	20	19.8	99	80-121	
1,1,2,2-Tetrachloroethane	ug/L	20	21.4	107	73-124	
1,1,2-Trichloroethane	ug/L	20	20.2	101	80-120	
1,1-Dichloroethane	ug/L	20	19.0	95	77-120	
1,1-Dichloroethene	ug/L	20	17.8	89	78-126	
1,2-Dichloroethane	ug/L	20	20.4	102	77-123	
1,2-Dichloropropane	ug/L	20	19.9	100	80-121	
2-Butanone (MEK)	ug/L	100	101	101	52-145	
2-Hexanone	ug/L	100	113	113	57-139	
4-Methyl-2-pentanone (MIBK)	ug/L	100	115	115	71-131	
Acetone	ug/L	100	110	110	32-155	
Benzene	ug/L	20	20.1	101	80-120	
Bromodichloromethane	ug/L	20	20.1	100	80-120	
Bromoform	ug/L	20	19.8	99	73-124	
Bromomethane	ug/L	20	15.7	79	31-144	
Carbon disulfide	ug/L	20	20.5	103	65-125	
Carbon tetrachloride	ug/L	20	19.0	95	78-128	
Chlorobenzene	ug/L	20	20.7	104	80-120	
Chloroethane	ug/L	20	19.5	97	55-137	
Chloroform	ug/L	20	18.6	93	79-120	
Chloromethane	ug/L	20	16.2	81	22-138	
cis-1,2-Dichloroethene	ug/L	20	20.0	100	80-120	
cis-1,3-Dichloropropene	ug/L	20	19.6	98	80-120	
Dibromochloromethane	ug/L	20	21.3	107	80-120	
Ethylbenzene	ug/L	20	20.7	104	80-121	
Methylene chloride	ug/L	20	19.3	97	73-126	
Styrene	ug/L	20	21.8	109	80-120	
Tetrachloroethene	ug/L	20	19.8	99	80-121	
Toluene	ug/L	20	21.0	105	80-122	
trans-1,2-Dichloroethene	ug/L	20	17.0	85	79-121	
trans-1,3-Dichloropropene	ug/L	20	19.9	100	80-127	
Trichloroethene	ug/L	20	20.3	102	80-120	
Vinyl chloride	ug/L	20	17.1	86	59-120	
Xylene (Total)	ug/L	60	62.9	105	80-121	
1,2-Dichloroethane-d4 (S)	%			92	80-120	
4-Bromofluorobenzene (S)	%			102	80-120	
Toluene-d8 (S)	%			101	80-120	

Results presented on this page are in the units indicated by the "Units" column except where an alternate unit is presented to the right of the result.

REPORT OF LABORATORY ANALYSIS

This report shall not be reproduced, except in full,
without the written consent of Pace Analytical Services, Inc..

Pace Analytical Services, Inc.
9608 Loiret Blvd.
Lenexa, KS 66219
(913)599-5665

QUALITY CONTROL DATA

Project: FORT SMITH, AR
Pace Project No.: 60169379

QC Batch: MSV/61774 Analysis Method: EPA 5030B/8260
QC Batch Method: EPA 5030B/8260 Analysis Description: 8260 MSV Water 10 mL Purge
Associated Lab Samples: 60169379007, 60169379008, 60169379009, 60169379010, 60169379011, 60169379012

METHOD BLANK: 1382331 Matrix: Water
Associated Lab Samples: 60169379007, 60169379008, 60169379009, 60169379010, 60169379011, 60169379012

Parameter	Units	Blank Result	Reporting Limit	Analyzed	Qualifiers
Trichloroethene	ug/L	ND	5.0	05/22/14 20:39	
1,2-Dichloroethane-d4 (S)	%	100	80-120	05/22/14 20:39	
4-Bromofluorobenzene (S)	%	103	80-120	05/22/14 20:39	
Toluene-d8 (S)	%	98	80-120	05/22/14 20:39	

LABORATORY CONTROL SAMPLE: 1382332

Parameter	Units	Spike Conc.	LCS Result	LCS % Rec	% Rec Limits	Qualifiers
Trichloroethene	ug/L	20	21.4	107	80-120	
1,2-Dichloroethane-d4 (S)	%			98	80-120	
4-Bromofluorobenzene (S)	%			106	80-120	
Toluene-d8 (S)	%			96	80-120	

Results presented on this page are in the units indicated by the "Units" column except where an alternate unit is presented to the right of the result.

REPORT OF LABORATORY ANALYSIS

This report shall not be reproduced, except in full,
without the written consent of Pace Analytical Services, Inc..

Pace Analytical Services, Inc.
9608 Loiret Blvd.
Lenexa, KS 66219
(913)599-5665

QUALITY CONTROL DATA

Project: FORT SMITH, AR
Pace Project No.: 60169379

QC Batch: MSV/61795 Analysis Method: EPA 5030B/8260
QC Batch Method: EPA 5030B/8260 Analysis Description: 8260 MSV Water 10 mL Purge
Associated Lab Samples: 60169379001, 60169379002, 60169379003, 60169379004, 60169379005, 60169379006

METHOD BLANK: 1382791 Matrix: Water
Associated Lab Samples: 60169379001, 60169379002, 60169379003, 60169379004, 60169379005, 60169379006

Parameter	Units	Blank Result	Reporting Limit	Analyzed	Qualifiers
1,1,1-Trichloroethane	ug/L	ND	5.0	05/22/14 18:00	
1,1,2,2-Tetrachloroethane	ug/L	ND	1.0	05/22/14 18:00	
1,1,2-Trichloroethane	ug/L	ND	5.0	05/22/14 18:00	
1,1-Dichloroethane	ug/L	ND	2.4	05/22/14 18:00	
1,1-Dichloroethene	ug/L	ND	5.0	05/22/14 18:00	
1,2-Dichloroethane	ug/L	ND	5.0	05/22/14 18:00	
1,2-Dichloropropane	ug/L	ND	5.0	05/22/14 18:00	
2-Butanone (MEK)	ug/L	ND	10.0	05/22/14 18:00	
2-Hexanone	ug/L	ND	10.0	05/22/14 18:00	
4-Methyl-2-pentanone (MIBK)	ug/L	ND	10.0	05/22/14 18:00	
Acetone	ug/L	ND	10.0	05/22/14 18:00	
Benzene	ug/L	ND	5.0	05/22/14 18:00	
Bromodichloromethane	ug/L	ND	5.0	05/22/14 18:00	
Bromoform	ug/L	ND	5.0	05/22/14 18:00	
Bromomethane	ug/L	ND	7.0	05/22/14 18:00	
Carbon disulfide	ug/L	ND	10.0	05/22/14 18:00	
Carbon tetrachloride	ug/L	ND	5.0	05/22/14 18:00	
Chlorobenzene	ug/L	ND	5.0	05/22/14 18:00	
Chloroethane	ug/L	ND	10.0	05/22/14 18:00	
Chloroform	ug/L	ND	5.0	05/22/14 18:00	
Chloromethane	ug/L	ND	10.0	05/22/14 18:00	
cis-1,2-Dichloroethene	ug/L	ND	5.0	05/22/14 18:00	
cis-1,3-Dichloropropene	ug/L	ND	1.0	05/22/14 18:00	
Dibromochloromethane	ug/L	ND	5.0	05/22/14 18:00	
Ethylbenzene	ug/L	ND	5.0	05/22/14 18:00	
Methylene chloride	ug/L	ND	5.0	05/22/14 18:00	
Styrene	ug/L	ND	5.0	05/22/14 18:00	
Tetrachloroethene	ug/L	ND	5.0	05/22/14 18:00	
Toluene	ug/L	ND	5.0	05/22/14 18:00	
trans-1,2-Dichloroethene	ug/L	ND	5.0	05/22/14 18:00	
trans-1,3-Dichloropropene	ug/L	ND	1.0	05/22/14 18:00	
Vinyl chloride	ug/L	ND	2.0	05/22/14 18:00	
Xylene (Total)	ug/L	ND	5.0	05/22/14 18:00	
1,2-Dichloroethane-d4 (S)	%	95	80-120	05/22/14 18:00	
4-Bromofluorobenzene (S)	%	100	80-120	05/22/14 18:00	
Toluene-d8 (S)	%	102	80-120	05/22/14 18:00	

Results presented on this page are in the units indicated by the "Units" column except where an alternate unit is presented to the right of the result.

REPORT OF LABORATORY ANALYSIS

This report shall not be reproduced, except in full,
without the written consent of Pace Analytical Services, Inc..

Pace Analytical Services, Inc.
9608 Loiret Blvd.
Lenexa, KS 66219
(913)599-5665

QUALITY CONTROL DATA

Project: FORT SMITH, AR
Pace Project No.: 60169379

LABORATORY CONTROL SAMPLE: 1382792

Parameter	Units	Spike Conc.	LCS Result	LCS % Rec	% Rec Limits	Qualifiers
1,1,1-Trichloroethane	ug/L	20	19.8	99	80-121	
1,1,2,2-Tetrachloroethane	ug/L	20	21.9	109	73-124	
1,1,2-Trichloroethane	ug/L	20	18.9	95	80-120	
1,1-Dichloroethane	ug/L	20	20.2	101	77-120	
1,1-Dichloroethene	ug/L	20	18.5	92	78-126	
1,2-Dichloroethane	ug/L	20	19.3	97	77-123	
1,2-Dichloropropane	ug/L	20	20.8	104	80-121	
2-Butanone (MEK)	ug/L	100	88.2	88	52-145	
2-Hexanone	ug/L	100	91.1	91	57-139	
4-Methyl-2-pentanone (MIBK)	ug/L	100	93.4	93	71-131	
Acetone	ug/L	100	88.0	88	32-155	
Benzene	ug/L	20	20.7	103	80-120	
Bromodichloromethane	ug/L	20	19.9	100	80-120	
Bromoform	ug/L	20	19.5	97	73-124	
Bromomethane	ug/L	20	19.8	99	31-144	
Carbon disulfide	ug/L	20	22.5	113	65-125	
Carbon tetrachloride	ug/L	20	20.3	101	78-128	
Chlorobenzene	ug/L	20	21.0	105	80-120	
Chloroethane	ug/L	20	17.4	87	55-137	
Chloroform	ug/L	20	19.7	99	79-120	
Chloromethane	ug/L	20	20.1	101	22-138	
cis-1,2-Dichloroethene	ug/L	20	20.0	100	80-120	
cis-1,3-Dichloropropene	ug/L	20	20.9	104	80-120	
Dibromochloromethane	ug/L	20	19.6	98	80-120	
Ethylbenzene	ug/L	20	21.4	107	80-121	
Methylene chloride	ug/L	20	18.4	92	73-126	
Styrene	ug/L	20	22.1	111	80-120	
Tetrachloroethene	ug/L	20	21.4	107	80-121	
Toluene	ug/L	20	20.6	103	80-122	
trans-1,2-Dichloroethene	ug/L	20	18.8	94	79-121	
trans-1,3-Dichloropropene	ug/L	20	20.5	103	80-127	
Vinyl chloride	ug/L	20	18.7	93	59-120	
Xylene (Total)	ug/L	60	64.8	108	80-121	
1,2-Dichloroethane-d4 (S)	%			92	80-120	
4-Bromofluorobenzene (S)	%			97	80-120	
Toluene-d8 (S)	%			99	80-120	

Results presented on this page are in the units indicated by the "Units" column except where an alternate unit is presented to the right of the result.

REPORT OF LABORATORY ANALYSIS

This report shall not be reproduced, except in full,
without the written consent of Pace Analytical Services, Inc..

Pace Analytical Services, Inc.
9608 Loiret Blvd.
Lenexa, KS 66219
(913)599-5665

QUALITY CONTROL DATA

Project: FORT SMITH, AR
Pace Project No.: 60169379

QC Batch: WET/47974 Analysis Method: SM 2320B
QC Batch Method: SM 2320B Analysis Description: 2320B Alkalinity
Associated Lab Samples: 60169379001, 60169379002

METHOD BLANK: 1381583 Matrix: Water
Associated Lab Samples: 60169379001, 60169379002

Parameter	Units	Blank Result	Reporting Limit	Analyzed	Qualifiers
Alkalinity, Carbonate (CaCO3)	mg/L	ND	20.0	05/21/14 09:35	
Alkalinity, Total as CaCO3	mg/L	ND	20.0	05/21/14 09:35	
Alkalinity,Bicarbonate (CaCO3)	mg/L	ND	20.0	05/21/14 09:35	

LABORATORY CONTROL SAMPLE: 1381584

Parameter	Units	Spike Conc.	LCS Result	LCS % Rec	% Rec Limits	Qualifiers
Alkalinity, Total as CaCO3	mg/L	500	490	98	90-110	

SAMPLE DUPLICATE: 1381585

Parameter	Units	60169168002 Result	Dup Result	RPD	Max RPD	Qualifiers
Alkalinity, Carbonate (CaCO3)	mg/L	ND	ND		10	
Alkalinity, Total as CaCO3	mg/L	312	312	0	10	
Alkalinity,Bicarbonate (CaCO3)	mg/L	312	312	0	10	

SAMPLE DUPLICATE: 1381586

Parameter	Units	60169372003 Result	Dup Result	RPD	Max RPD	Qualifiers
Alkalinity, Carbonate (CaCO3)	mg/L	ND	ND		10	
Alkalinity, Total as CaCO3	mg/L	404	407	1	10	
Alkalinity,Bicarbonate (CaCO3)	mg/L	404	407	1	10	

Results presented on this page are in the units indicated by the "Units" column except where an alternate unit is presented to the right of the result.

REPORT OF LABORATORY ANALYSIS

This report shall not be reproduced, except in full,
without the written consent of Pace Analytical Services, Inc..

Pace Analytical Services, Inc.
9608 Loiret Blvd.
Lenexa, KS 66219
(913)599-5665

QUALITY CONTROL DATA

Project: FORT SMITH, AR
Pace Project No.: 60169379

QC Batch: WET/48007 Analysis Method: SM 2320B
QC Batch Method: SM 2320B Analysis Description: 2320B Alkalinity
Associated Lab Samples: 60169379003, 60169379004, 60169379005

METHOD BLANK: 1382227 Matrix: Water
Associated Lab Samples: 60169379003, 60169379004, 60169379005

Parameter	Units	Blank Result	Reporting Limit	Analyzed	Qualifiers
Alkalinity, Carbonate (CaCO3)	mg/L	ND	20.0	05/22/14 09:39	
Alkalinity, Total as CaCO3	mg/L	ND	20.0	05/22/14 09:39	
Alkalinity,Bicarbonate (CaCO3)	mg/L	ND	20.0	05/22/14 09:39	

LABORATORY CONTROL SAMPLE: 1382228

Parameter	Units	Spike Conc.	LCS Result	LCS % Rec	% Rec Limits	Qualifiers
Alkalinity, Total as CaCO3	mg/L	500	489	98	90-110	

SAMPLE DUPLICATE: 1382229

Parameter	Units	60169379004 Result	Dup Result	RPD	Max RPD	Qualifiers
Alkalinity, Carbonate (CaCO3)	mg/L	ND	ND		10	
Alkalinity, Total as CaCO3	mg/L	9.4J	8.2J		10	
Alkalinity,Bicarbonate (CaCO3)	mg/L	9.4J	8.2J		10	

SAMPLE DUPLICATE: 1382230

Parameter	Units	60169616002 Result	Dup Result	RPD	Max RPD	Qualifiers
Alkalinity, Carbonate (CaCO3)	mg/L	846	920	8	10	
Alkalinity, Total as CaCO3	mg/L	2970	3000	1	10	
Alkalinity,Bicarbonate (CaCO3)	mg/L	2120	2080	2	10	

Results presented on this page are in the units indicated by the "Units" column except where an alternate unit is presented to the right of the result.

REPORT OF LABORATORY ANALYSIS

This report shall not be reproduced, except in full,
without the written consent of Pace Analytical Services, Inc..

Pace Analytical Services, Inc.
9608 Loiret Blvd.
Lenexa, KS 66219
(913)599-5665

QUALITY CONTROL DATA

Project: FORT SMITH, AR
Pace Project No.: 60169379

QC Batch: WET/47976 Analysis Method: SM 4500-S-2 D
QC Batch Method: SM 4500-S-2 D Analysis Description: 4500S2D Sulfide, Total
Associated Lab Samples: 60169379001, 60169379002, 60169379003, 60169379004, 60169379005

METHOD BLANK: 1381592 Matrix: Water
Associated Lab Samples: 60169379001, 60169379002, 60169379003, 60169379004, 60169379005

Parameter	Units	Blank Result	Reporting Limit	Analyzed	Qualifiers
Sulfide, Total	mg/L	ND	0.050	05/21/14 10:17	

LABORATORY CONTROL SAMPLE: 1381593

Parameter	Units	Spike Conc.	LCS Result	LCS % Rec	% Rec Limits	Qualifiers
Sulfide, Total	mg/L	.5	0.50	101	80-120	

MATRIX SPIKE SAMPLE: 1381594

Parameter	Units	60169352001 Result	Spike Conc.	MS Result	MS % Rec	% Rec Limits	Qualifiers
Sulfide, Total	mg/L	461	250	710	100	75-125	

SAMPLE DUPLICATE: 1381595

Parameter	Units	60169366002 Result	Dup Result	RPD	Max RPD	Qualifiers
Sulfide, Total	mg/L	ND	ND		20	

Results presented on this page are in the units indicated by the "Units" column except where an alternate unit is presented to the right of the result.

REPORT OF LABORATORY ANALYSIS

This report shall not be reproduced, except in full,
without the written consent of Pace Analytical Services, Inc..

Pace Analytical Services, Inc.
9608 Loiret Blvd.
Lenexa, KS 66219
(913)599-5665

QUALITY CONTROL DATA

Project: FORT SMITH, AR
Pace Project No.: 60169379

QC Batch: WETA/29581 Analysis Method: EPA 300.0
QC Batch Method: EPA 300.0 Analysis Description: 300.0 IC Anions
Associated Lab Samples: 60169379001, 60169379002, 60169379003, 60169379004, 60169379005

METHOD BLANK: 1384313 Matrix: Water
Associated Lab Samples: 60169379001, 60169379003, 60169379004, 60169379005

Parameter	Units	Blank Result	Reporting Limit	Analyzed	Qualifiers
Chloride	mg/L	ND	1.0	05/27/14 09:14	
Sulfate	mg/L	ND	1.0	05/27/14 09:14	

METHOD BLANK: 1385332 Matrix: Water
Associated Lab Samples: 60169379001, 60169379002, 60169379004, 60169379005

Parameter	Units	Blank Result	Reporting Limit	Analyzed	Qualifiers
Chloride	mg/L	ND	1.0	05/28/14 09:45	
Sulfate	mg/L	ND	1.0	05/28/14 09:45	

LABORATORY CONTROL SAMPLE: 1384314

Parameter	Units	Spike Conc.	LCS Result	LCS % Rec	% Rec Limits	Qualifiers
Chloride	mg/L	5	4.9	97	90-110	
Sulfate	mg/L	5	5.0	100	90-110	

LABORATORY CONTROL SAMPLE: 1385333

Parameter	Units	Spike Conc.	LCS Result	LCS % Rec	% Rec Limits	Qualifiers
Chloride	mg/L	5	4.8	97	90-110	
Sulfate	mg/L	5	4.8	96	90-110	

MATRIX SPIKE & MATRIX SPIKE DUPLICATE: 1384315 1384316

Parameter	Units	60169312001 Result	MS Spike Conc.	MSD Spike Conc.	MS Result	MSD Result	MS % Rec	MSD % Rec	% Rec Limits	RPD	Max RPD	Qual
Chloride	mg/L	24.3	25	25	47.6	47.0	93	91	80-120	1	15	
Sulfate	mg/L	899	500	500	1220	1310	64	83	80-120	7	15	M1

MATRIX SPIKE SAMPLE: 1384317

Parameter	Units	60169366002 Result	Spike Conc.	MS Result	MS % Rec	% Rec Limits	Qualifiers
Chloride	mg/L	413	250	643	92	80-120	

Results presented on this page are in the units indicated by the "Units" column except where an alternate unit is presented to the right of the result.

REPORT OF LABORATORY ANALYSIS

This report shall not be reproduced, except in full,
without the written consent of Pace Analytical Services, Inc..

Pace Analytical Services, Inc.
9608 Loiret Blvd.
Lenexa, KS 66219
(913)599-5665

QUALITY CONTROL DATA

Project: FORT SMITH, AR
Pace Project No.: 60169379

MATRIX SPIKE SAMPLE: 1384317

Parameter	Units	60169366002 Result	Spike Conc.	MS Result	MS % Rec	% Rec Limits	Qualifiers
Sulfate	mg/L	509	250	718	83	80-120	

Results presented on this page are in the units indicated by the "Units" column except where an alternate unit is presented to the right of the result.

REPORT OF LABORATORY ANALYSIS

This report shall not be reproduced, except in full,
without the written consent of Pace Analytical Services, Inc..

Pace Analytical Services, Inc.
9608 Loiret Blvd.
Lenexa, KS 66219
(913)599-5665

QUALITY CONTROL DATA

Project: FORT SMITH, AR
Pace Project No.: 60169379

QC Batch: WETA/29559 Analysis Method: EPA 350.1
QC Batch Method: EPA 350.1 Analysis Description: 350.1 Ammonia
Associated Lab Samples: 60169379001, 60169379002, 60169379003, 60169379004, 60169379005

METHOD BLANK: 1383450 Matrix: Water
Associated Lab Samples: 60169379001, 60169379002, 60169379003, 60169379004, 60169379005

Parameter	Units	Blank Result	Reporting Limit	Analyzed	Qualifiers
Nitrogen, Ammonia	mg/L	ND	0.10	05/25/14 10:27	

LABORATORY CONTROL SAMPLE: 1383451

Parameter	Units	Spike Conc.	LCS Result	LCS % Rec	% Rec Limits	Qualifiers
Nitrogen, Ammonia	mg/L	2	2.1	104	90-110	

MATRIX SPIKE SAMPLE: 1383452

Parameter	Units	60169324001 Result	Spike Conc.	MS Result	MS % Rec	% Rec Limits	Qualifiers
Nitrogen, Ammonia	mg/L	8.8	10	18.2	94	90-110	

MATRIX SPIKE SAMPLE: 1383453

Parameter	Units	60169381004 Result	Spike Conc.	MS Result	MS % Rec	% Rec Limits	Qualifiers
Nitrogen, Ammonia	mg/L	ND	2	1.8	92	90-110	

SAMPLE DUPLICATE: 1383454

Parameter	Units	60169374001 Result	Dup Result	RPD	Max RPD	Qualifiers
Nitrogen, Ammonia	mg/L	2.4	2.4	0	18	

Results presented on this page are in the units indicated by the "Units" column except where an alternate unit is presented to the right of the result.

REPORT OF LABORATORY ANALYSIS

This report shall not be reproduced, except in full,
without the written consent of Pace Analytical Services, Inc..

Pace Analytical Services, Inc.
9608 Loiret Blvd.
Lenexa, KS 66219
(913)599-5665

QUALITY CONTROL DATA

Project: FORT SMITH, AR
Pace Project No.: 60169379

QC Batch: WETA/29470 Analysis Method: EPA 353.2
QC Batch Method: EPA 353.2 Analysis Description: 353.2 Nitrate + Nitrite, Unpres.
Associated Lab Samples: 60169379001, 60169379002, 60169379003, 60169379004, 60169379005

METHOD BLANK: 1379389 Matrix: Water
Associated Lab Samples: 60169379001, 60169379002, 60169379003, 60169379004, 60169379005

Parameter	Units	Blank Result	Reporting Limit	Analyzed	Qualifiers
Nitrogen, Nitrate	mg/L	ND	0.10	05/16/14 13:13	
Nitrogen, Nitrite	mg/L	ND	0.10	05/16/14 13:13	
Nitrogen, NO2 plus NO3	mg/L	ND	0.10	05/16/14 13:13	

LABORATORY CONTROL SAMPLE: 1379390

Parameter	Units	Spike Conc.	LCS Result	LCS % Rec	% Rec Limits	Qualifiers
Nitrogen, Nitrate	mg/L	1.6	1.7	108	85-115	
Nitrogen, Nitrite	mg/L	.4	0.38	95	90-110	
Nitrogen, NO2 plus NO3	mg/L	2	2.1	105	90-110	

MATRIX SPIKE SAMPLE: 1379394

Parameter	Units	60169370001 Result	Spike Conc.	MS Result	MS % Rec	% Rec Limits	Qualifiers
Nitrogen, Nitrate	mg/L	ND	1.6	1.7	109	85-115	
Nitrogen, Nitrite	mg/L	ND	.4	0.39	97	90-110	
Nitrogen, NO2 plus NO3	mg/L	ND	2	2.1	106	90-110	

MATRIX SPIKE SAMPLE: 1379395

Parameter	Units	60169379001 Result	Spike Conc.	MS Result	MS % Rec	% Rec Limits	Qualifiers
Nitrogen, Nitrate	mg/L	1.6	1.6	3.2	99	85-115	
Nitrogen, Nitrite	mg/L	ND	.4	0.39	98	90-110	
Nitrogen, NO2 plus NO3	mg/L	1.6	2	3.6	99	90-110	

MATRIX SPIKE SAMPLE: 1379672

Parameter	Units	60169381004 Result	Spike Conc.	MS Result	MS % Rec	% Rec Limits	Qualifiers
Nitrogen, Nitrate	mg/L	0.47	1.6	2.2	108	85-115	
Nitrogen, Nitrite	mg/L	ND	.4	0.38	96	90-110	
Nitrogen, NO2 plus NO3	mg/L	0.47	2	2.6	105	90-110	

Results presented on this page are in the units indicated by the "Units" column except where an alternate unit is presented to the right of the result.

REPORT OF LABORATORY ANALYSIS

This report shall not be reproduced, except in full,
without the written consent of Pace Analytical Services, Inc..

Pace Analytical Services, Inc.
9608 Loiret Blvd.
Lenexa, KS 66219
(913)599-5665

QUALITY CONTROL DATA

Project: FORT SMITH, AR
Pace Project No.: 60169379

SAMPLE DUPLICATE: 1379396

Parameter	Units	60169381001 Result	Dup Result	RPD	Max RPD	Qualifiers
Nitrogen, Nitrate	mg/L	44.9	44.5	1	20	
Nitrogen, Nitrite	mg/L	ND	ND		20	
Nitrogen, NO2 plus NO3	mg/L	44.9	44.5	1	20	

Results presented on this page are in the units indicated by the "Units" column except where an alternate unit is presented to the right of the result.

REPORT OF LABORATORY ANALYSIS

This report shall not be reproduced, except in full,
without the written consent of Pace Analytical Services, Inc..

Pace Analytical Services, Inc.
9608 Loiret Blvd.
Lenexa, KS 66219
(913)599-5665

QUALITY CONTROL DATA

Project: FORT SMITH, AR
Pace Project No.: 60169379

QC Batch: WETA/29665 Analysis Method: SM 5310C
QC Batch Method: SM 5310C Analysis Description: 5310C Total Organic Carbon
Associated Lab Samples: 60169379001, 60169379002, 60169379003, 60169379004, 60169379005

METHOD BLANK: 1387642 Matrix: Water
Associated Lab Samples: 60169379001, 60169379002, 60169379003, 60169379004, 60169379005

Parameter	Units	Blank Result	Reporting Limit	Analyzed	Qualifiers
Total Organic Carbon	mg/L	ND	1.0	06/03/14 14:44	

LABORATORY CONTROL SAMPLE: 1387643

Parameter	Units	Spike Conc.	LCS Result	LCS % Rec	% Rec Limits	Qualifiers
Total Organic Carbon	mg/L	5	5.3	107	80-120	

MATRIX SPIKE SAMPLE: 1387644

Parameter	Units	10267311018 Result	Spike Conc.	MS Result	MS % Rec	% Rec Limits	Qualifiers
Total Organic Carbon	mg/L	7.9	5	10.2	46	80-120	M1

SAMPLE DUPLICATE: 1387645

Parameter	Units	60169372001 Result	Dup Result	RPD	Max RPD	Qualifiers
Total Organic Carbon	mg/L	2.7	3.1	14	25	D3

Results presented on this page are in the units indicated by the "Units" column except where an alternate unit is presented to the right of the result.

REPORT OF LABORATORY ANALYSIS

This report shall not be reproduced, except in full,
without the written consent of Pace Analytical Services, Inc..

Pace Analytical Services, Inc.
9608 Loiret Blvd.
Lenexa, KS 66219
(913)599-5665

QUALITY CONTROL DATA

Project: FORT SMITH, AR
Pace Project No.: 60169379

QC Batch: WETA/5018 Analysis Method: SM 4500-P E
QC Batch Method: SM4500-P B Analysis Description: SM4500P-E, Total Phosphorus
Associated Lab Samples: 60169379001, 60169379002, 60169379003, 60169379004, 60169379005

METHOD BLANK: 77659 Matrix: Water
Associated Lab Samples: 60169379001, 60169379002, 60169379003, 60169379004, 60169379005

Parameter	Units	Blank Result	Reporting Limit	Analyzed	Qualifiers
Phosphate as P04	mg/L	ND	0.030	05/28/14 15:02	

LABORATORY CONTROL SAMPLE: 77660

Parameter	Units	Spike Conc.	LCS Result	LCS % Rec	% Rec Limits	Qualifiers
Phosphate as P04	mg/L	1.5	1.6	104	80-120	

MATRIX SPIKE & MATRIX SPIKE DUPLICATE: 77661 77662

Parameter	Units	60169284011 Result	MS Spike Conc.	MSD Spike Conc.	MS Result	MSD Result	MS % Rec	MSD % Rec	% Rec Limits	RPD	Max RPD	Qual
Phosphate as P04	mg/L	0.032	1.5	1.5	1.5	1.5	98	97	80-120	1	20	

MATRIX SPIKE & MATRIX SPIKE DUPLICATE: 77665 77666

Parameter	Units	60169284015 Result	MS Spike Conc.	MSD Spike Conc.	MS Result	MSD Result	MS % Rec	MSD % Rec	% Rec Limits	RPD	Max RPD	Qual
Phosphate as P04	mg/L	0.066	1.5	1.5	1.6	1.5	100	94	80-120	5	20	

Results presented on this page are in the units indicated by the "Units" column except where an alternate unit is presented to the right of the result.

REPORT OF LABORATORY ANALYSIS

This report shall not be reproduced, except in full,
without the written consent of Pace Analytical Services, Inc..

Pace Analytical Services, Inc.
9608 Loiret Blvd.
Lenexa, KS 66219
(913)599-5665

QUALIFIERS

Project: FORT SMITH, AR
Pace Project No.: 60169379

DEFINITIONS

DF - Dilution Factor, if reported, represents the factor applied to the reported data due to changes in sample preparation, dilution of the sample aliquot, or moisture content.

ND - Not Detected at or above adjusted reporting limit.

J - Estimated concentration above the adjusted method detection limit and below the adjusted reporting limit.

MDL - Adjusted Method Detection Limit.

PQL - Practical Quantitation Limit.

RL - Reporting Limit.

S - Surrogate

1,2-Diphenylhydrazine (8270 listed analyte) decomposes to Azobenzene.

Consistent with EPA guidelines, unrounded data are displayed and have been used to calculate % recovery and RPD values.

LCS(D) - Laboratory Control Sample (Duplicate)

MS(D) - Matrix Spike (Duplicate)

DUP - Sample Duplicate

RPD - Relative Percent Difference

NC - Not Calculable.

SG - Silica Gel - Clean-Up

U - Indicates the compound was analyzed for, but not detected.

N-Nitrosodiphenylamine decomposes and cannot be separated from Diphenylamine using Method 8270. The result reported for each analyte is a combined concentration.

LOD - Limit of Detection.

LOQ - Limit of Quantitation.

Pace Analytical is TNI accredited. Contact your Pace PM for the current list of accredited analytes.

TNI - The NELAC Institute.

BATCH QUALIFIERS

Batch: MSV/61705
[M5] A matrix spike/matrix spike duplicate was not performed for this batch due to insufficient sample volume.

Batch: MSV/61742
[M5] A matrix spike/matrix spike duplicate was not performed for this batch due to insufficient sample volume.

Batch: MSV/61774
[M5] A matrix spike/matrix spike duplicate was not performed for this batch due to insufficient sample volume.

Batch: MSV/61795
[M5] A matrix spike/matrix spike duplicate was not performed for this batch due to insufficient sample volume.

ANALYTE QUALIFIERS

1e	Ferrous Fe performed in field
2e	Field pH
D3	Sample was diluted due to the presence of high levels of non-target analytes or other matrix interference.
H6	Analysis initiated outside of the 15 minute EPA recommended holding time.
M1	Matrix spike recovery exceeded QC limits. Batch accepted based on laboratory control sample (LCS) recovery.

This report shall not be reproduced, except in full,
without the written consent of Pace Analytical Services, Inc..

Pace Analytical Services, Inc.
9608 Loiret Blvd.
Lenexa, KS 66219
(913)599-5665

QUALITY CONTROL DATA CROSS REFERENCE TABLE

Project: FORT SMITH, AR
Pace Project No.: 60169379

Lab ID	Sample ID	QC Batch Method	QC Batch	Analytical Method	Analytical Batch
60169379001	ITMW-19-201405	EPA 8015 - Alcohol	GCSV/2580		
60169379002	ITMW-18-201405	EPA 8015 - Alcohol	GCSV/2580		
60169379003	ITMW-11-201405	EPA 8015 - Alcohol	GCSV/2580		
60169379004	MW-25-201405	EPA 8015 - Alcohol	GCSV/2580		
60169379005	ITMW-17-201405	EPA 8015 - Alcohol	GCSV/2580		
60169379001	ITMW-19-201405	EPA 3010	MPRP/27380	EPA 6010	ICP/20724
60169379002	ITMW-18-201405	EPA 3010	MPRP/27380	EPA 6010	ICP/20724
60169379003	ITMW-11-201405	EPA 3010	MPRP/27380	EPA 6010	ICP/20724
60169379004	MW-25-201405	EPA 3010	MPRP/27380	EPA 6010	ICP/20724
60169379005	ITMW-17-201405	EPA 3010	MPRP/27380	EPA 6010	ICP/20724
60169379001	ITMW-19-201405	EPA 5030B/8260	MSV/61705		
60169379001	ITMW-19-201405	EPA 5030B/8260	MSV/61795		
60169379002	ITMW-18-201405	EPA 5030B/8260	MSV/61705		
60169379002	ITMW-18-201405	EPA 5030B/8260	MSV/61795		
60169379003	ITMW-11-201405	EPA 5030B/8260	MSV/61705		
60169379003	ITMW-11-201405	EPA 5030B/8260	MSV/61795		
60169379004	MW-25-201405	EPA 5030B/8260	MSV/61705		
60169379004	MW-25-201405	EPA 5030B/8260	MSV/61795		
60169379005	ITMW-17-201405	EPA 5030B/8260	MSV/61705		
60169379005	ITMW-17-201405	EPA 5030B/8260	MSV/61795		
60169379006	DUP-6-201405	EPA 5030B/8260	MSV/61742		
60169379006	DUP-6-201405	EPA 5030B/8260	MSV/61795		
60169379007	DUP-5-201405	EPA 5030B/8260	MSV/61742		
60169379007	DUP-5-201405	EPA 5030B/8260	MSV/61774		
60169379008	DUP-4-201405	EPA 5030B/8260	MSV/61742		
60169379008	DUP-4-201405	EPA 5030B/8260	MSV/61774		
60169379009	DUP-3-201405	EPA 5030B/8260	MSV/61742		
60169379009	DUP-3-201405	EPA 5030B/8260	MSV/61774		
60169379010	EB-4-201405	EPA 5030B/8260	MSV/61742		
60169379010	EB-4-201405	EPA 5030B/8260	MSV/61774		
60169379011	EB-5-201405	EPA 5030B/8260	MSV/61742		
60169379011	EB-5-201405	EPA 5030B/8260	MSV/61774		
60169379012	EB-6-201405	EPA 5030B/8260	MSV/61742		
60169379012	EB-6-201405	EPA 5030B/8260	MSV/61774		
60169379013	TRIP BLANK 1	EPA 5030B/8260	MSV/61742		
60169379014	TRIP BLANK 2	EPA 5030B/8260	MSV/61742		

This report shall not be reproduced, except in full,
without the written consent of Pace Analytical Services, Inc..

Pace Analytical Services, Inc.
9608 Loiret Blvd.
Lenexa, KS 66219
(913)599-5665

QUALITY CONTROL DATA CROSS REFERENCE TABLE

Project: FORT SMITH, AR
Pace Project No.: 60169379

Lab ID	Sample ID	QC Batch Method	QC Batch	Analytical Method	Analytical Batch
60169379001	ITMW-19-201405	SM 2320B	WET/47974		
60169379002	ITMW-18-201405	SM 2320B	WET/47974		
60169379003	ITMW-11-201405	SM 2320B	WET/48007		
60169379004	MW-25-201405	SM 2320B	WET/48007		
60169379005	ITMW-17-201405	SM 2320B	WET/48007		
60169379001	ITMW-19-201405	SM 3500-Fe B#4	WET/48204		
60169379002	ITMW-18-201405	SM 3500-Fe B#4	WET/48204		
60169379003	ITMW-11-201405	SM 3500-Fe B#4	WET/48204		
60169379004	MW-25-201405	SM 3500-Fe B#4	WET/48204		
60169379005	ITMW-17-201405	SM 3500-Fe B#4	WET/48204		
60169379001	ITMW-19-201405	SM 4500-H+B	WET/48205		
60169379002	ITMW-18-201405	SM 4500-H+B	WET/48205		
60169379003	ITMW-11-201405	SM 4500-H+B	WET/48205		
60169379004	MW-25-201405	SM 4500-H+B	WET/48205		
60169379005	ITMW-17-201405	SM 4500-H+B	WET/48205		
60169379001	ITMW-19-201405	SM 4500-S-2 D	WET/47976		
60169379002	ITMW-18-201405	SM 4500-S-2 D	WET/47976		
60169379003	ITMW-11-201405	SM 4500-S-2 D	WET/47976		
60169379004	MW-25-201405	SM 4500-S-2 D	WET/47976		
60169379005	ITMW-17-201405	SM 4500-S-2 D	WET/47976		
60169379001	ITMW-19-201405	EPA 300.0	WETA/29581		
60169379002	ITMW-18-201405	EPA 300.0	WETA/29581		
60169379003	ITMW-11-201405	EPA 300.0	WETA/29581		
60169379004	MW-25-201405	EPA 300.0	WETA/29581		
60169379005	ITMW-17-201405	EPA 300.0	WETA/29581		
60169379001	ITMW-19-201405	EPA 350.1	WETA/29559		
60169379002	ITMW-18-201405	EPA 350.1	WETA/29559		
60169379003	ITMW-11-201405	EPA 350.1	WETA/29559		
60169379004	MW-25-201405	EPA 350.1	WETA/29559		
60169379005	ITMW-17-201405	EPA 350.1	WETA/29559		
60169379001	ITMW-19-201405	EPA 353.2	WETA/29470		
60169379002	ITMW-18-201405	EPA 353.2	WETA/29470		
60169379003	ITMW-11-201405	EPA 353.2	WETA/29470		
60169379004	MW-25-201405	EPA 353.2	WETA/29470		
60169379005	ITMW-17-201405	EPA 353.2	WETA/29470		
60169379001	ITMW-19-201405	SM 4500-CO2 D	WETA/29687		
60169379002	ITMW-18-201405	SM 4500-CO2 D	WETA/29687		
60169379003	ITMW-11-201405	SM 4500-CO2 D	WETA/29687		
60169379004	MW-25-201405	SM 4500-CO2 D	WETA/29687		
60169379005	ITMW-17-201405	SM 4500-CO2 D	WETA/29687		
60169379001	ITMW-19-201405	SM 5310C	WETA/29665		
60169379002	ITMW-18-201405	SM 5310C	WETA/29665		
60169379003	ITMW-11-201405	SM 5310C	WETA/29665		
60169379004	MW-25-201405	SM 5310C	WETA/29665		

This report shall not be reproduced, except in full,
without the written consent of Pace Analytical Services, Inc..

Pace Analytical Services, Inc.
9608 Loiret Blvd.
Lenexa, KS 66219
(913)599-5665

QUALITY CONTROL DATA CROSS REFERENCE TABLE

Project: FORT SMITH, AR
Pace Project No.: 60169379

Lab ID	Sample ID	QC Batch Method	QC Batch	Analytical Method	Analytical Batch
60169379005	**ITMW-17-201405**	SM 5310C	WETA/29665		
60169379001	**ITMW-19-201405**	SM4500-P B	WETA/5018	SM 4500-P E	WETA/5019
60169379002	**ITMW-18-201405**	SM4500-P B	WETA/5018	SM 4500-P E	WETA/5019
60169379003	**ITMW-11-201405**	SM4500-P B	WETA/5018	SM 4500-P E	WETA/5019
60169379004	**MW-25-201405**	SM4500-P B	WETA/5018	SM 4500-P E	WETA/5019
60169379005	**ITMW-17-201405**	SM4500-P B	WETA/5018	SM 4500-P E	WETA/5019

This report shall not be reproduced, except in full,
without the written consent of Pace Analytical Services, Inc..

Pace Analytical
www.pacelabs.com

Sample Condition Upon Receipt

WO# : 60169379

60169379

Client Name: Environ

Optional
Proj Due Date:
Proj Name:

Courier: Fed Ex ☑ UPS ☐ USPS ☐ Client ☐ Commercial ☐ Pace ☐ Other ☐

Tracking #: 8050 0720 1478 Pace Shipping Label Used? Yes ☐ No ☑

Custody Seal on Cooler/Box Present: Yes ☑ No ☐ Seals intact: Yes ☑ No ☐

Packing Material: Bubble Wrap ☐ Bubble Bags ☑ Foam ☑ None ☐ Other ☑ Ziploc

Thermometer Used: T-239 / T-194 **Type of Ice:** (Wet) Blue None ☐ Samples received on ice, cooling process has begun.
(circle one)

Cooler Temperature: 0.8, 1.2

Date and initials of person examining contents: 5/16/14 BA

Temperature should be above freezing to 6°C

Chain of Custody present:	☑Yes ☐No ☐N/A	1. TB1 = ITMW19, DUP6, DUP3, EB4, EB2, EB6,
Chain of Custody filled out:	☑Yes ☐No ☐N/A	2. DUP4, DUP5
Chain of Custody relinquished:	☑Yes ☐No ☐N/A	3. TB2 = ITMW18, ITMW11, MW25, ITMW17
Sampler name & signature on COC:	☑Yes ☐No ☐N/A	4.
Samples arrived within holding time:	☑Yes ☐No ☐N/A	5.
Short Hold Time analyses (<72hr):	☑Yes ☐No ☐N/A	6. NO2 NO3, pH
Rush Turn Around Time requested:	☐Yes ☑No ☐N/A	7.
Sufficient volume:	☑Yes ☐No ☐N/A	8.
Correct containers used:	☑Yes ☐No ☐N/A	
Pace containers used:	☑Yes ☐No ☐N/A	9.
Containers intact:	☑Yes ☐No ☐N/A	10.
Unpreserved 5035A soils frozen w/in 48hrs?	☐Yes ☐No ☑N/A	11.
Filtered volume received for dissolved tests?	☐Yes ☐No ☑N/A	12.
Sample labels match COC:	☑Yes ☐No ☐N/A	
Includes date/time/ID/analyses Matrix: WT		13.
All containers needing preservation have been checked.	☑Yes ☐No ☐N/A	
All containers needing preservation are found to be in compliance with EPA recommendation.	☑Yes ☐No ☐N/A	14.
Exceptions: (VOA) coliform (TOC) O&G, WI-DRO (water), Phenolics	☑Yes ☐No	Initial when completed / Lot # of added preservative
Trip Blank present:	☑Yes ☐No ☐N/A	
Pace Trip Blank lot # (if purchased):		15. 2 sets of TBs
Headspace in VOA vials (>6mm):	☐Yes ☑No ☐N/A	16.
Project sampled in USDA Regulated Area:	☐Yes ☐No ☑N/A	17. List State:

Client Notification/ Resolution: Copy COC to Client? Y / N Field Data Required? Y / N

Person Contacted: _____ Date/Time: _____

Comments/ Resolution: _____

Project Manager Review: MW Date: 5/16/14

Pace Analytical
www.pacelabs.com

CHAIN-OF-CUSTODY / Analytical Request Document

The Chain-of-Custody is a LEGAL DOCUMENT. All relevant fields must be completed accurately.

Page: 1 of 2

Section A Required Client Information:

Company:	Environ
Address:	7500 College Blvd., Ste. 925
	Overland Park, KS 66210
Email To:	wstonestreet@environcorp.com
Phone: 913-553-5926	Fax:
Requested Due Date/TAT:	

Section B Required Project Information:

Report To:	Wendy Stonestreet
Copy To:	Tamara Gleason
	tgleason@environcorp.com
Purchase Order No.:	
Project Name:	Fort Smith, AR
Project Number:	34343994

Section C Invoice Information:

Attention:	Tamara Gleason
Company Name:	ENVIRON
Address:	tgleason@environcorp.com
Pace Quote Reference:	
Pace Project Manager:	MJ Walls
Pace Profile #:	7444, line 1

REGULATORY AGENCY

☐ NPDES ☐ GROUND WATER ☐ DRINKING WATER
☐ UST ☐ RCRA ☐ OTHER

Site Location STATE: AR

Section D Required Client Information

SAMPLE ID (A-Z, 0-9 / ,-) Sample IDs MUST BE UNIQUE

Valid Matrix Codes: DRINKING WATER DW; WATER WT; WASTE WATER WW; PRODUCT P; SOIL/SOLID SL; OIL OL; WIPE WP; AIR AR; OTHER OT; TISSUE TS

Requested Analysis Filtered (Y/N)

ITEM #	SAMPLE ID	MATRIX CODE (see valid codes to left)	SAMPLE TYPE (G=GRAB C=COMP)	COLLECTED COMPOSITE START DATE	COMPOSITE START TIME	COMPOSITE END/GRAB DATE	COMPOSITE END/GRAB TIME	SAMPLE TEMP AT COLLECTION	# OF CONTAINERS	Preservatives: Unpreserved	H_2SO_4	HNO_3	HCl	NaOH	$Na_2S_2O_3$	Methanol	Other	Analysis Test Y/N	VOCs	Alkalinity	TOC	Chloride	Sulfate	6010-Iron/Mn	Ferric Iron calc. (send field Ferrous)	Ammonia	Nitrate+Nitrite	Total Phosphate (Pace Dallas)	Sulfide	CO2 Calc (Alkalinity +pH)	Residual Chlorine (Y/N)	Pace Project No./ Lab I.D.
1	ITMW-19-201405	WT	G	5/15/14	1040	5/15/14	1040		11	X	X	X	X	X					X	X	X	X	X	X	X	X	X	X		60169379 01
2	DUP-6-201405	WT	G	5/15/14	1040	5/15/14	1040		3				X						X											06
3	ITMW-18-201405	WT	G	5/15/14	0855	5/15/14	0855		11	X	X	X	X	X					X	X	X	X	X	X	X	X	X	X		02
4	DUP-5-201405	WT	G	5/15/14	0855	5/15/14	0855		3				X						X											07
5	ITMW-11-201405	WT	G	5/15/14	0855	5/15/14	0855		11	X	X	X	X	X					X	X	X	X	X	X	X	X	X	X		03
6	DUP-4-201405	WT	G	5/15/14	0855	5/15/14	0855		3				X						X											08
7	MW-25-201405	WT	G	5/15/14	1035	5/15/14	1035		11	X	X	X	X	X					X	X	X	X	X	X	X	X	X	X		04
8	ITMW-17-201405	WT	G	5/15/14	0850	5/15/14	0850		11	X	X	X	X	X					X	X	X	X	X	X	X	X	X	X		05
9	DUP-3-201405	WT	G	5/15/14	0850	5/15/14	0850		3				X						X											09
10	EB-4-201405	WT	G	5/15/14	1135	5/15/14	1135		3				X						X											010
11	EB-5-201405	WT	G	5/15/14	1140	5/15/14	1140		3				X						X											011
12	EB-6-201405	WT	G	5/15/14	1145	5/15/14	1145		3				X						X											012

ADDITIONAL COMMENTS	RELINQUISHED BY / AFFILIATION	DATE	TIME	ACCEPTED BY / AFFILIATION	DATE	TIME	SAMPLE CONDITIONS			
Level IV data package required	Tamara House-Knight / ENVIRON	5/15/14	1445	Bernie Clase / PASI KS	5/16/14	0820	0.8	Y	Y	Y
							1.2	Y	Y	Y

SAMPLER NAME AND SIGNATURE			Temp in °C	Received on Ice (Y/N)	Custody Sealed Cooler (Y/N)	Samples Intact (Y/N)
PRINT Name of SAMPLER:	Tamara House-Knight					
SIGNATURE of SAMPLER:	Tamara R. House-Knight	DATE Signed (MM/DD/YY): 5/15/14				

*Important Note: By signing this form you are accepting Pace's NET 30 day payment terms and agreeing to late charges of 1.5% per month for any invoices not paid within 30 days.

Pace Analytical™
www.pacelabs.com

CHAIN-OF-CUSTODY / Analytical Request Document

The Chain-of-Custody is a LEGAL DOCUMENT. All relevant fields must be completed accurately.

Page: 2 of 2

Section A Required Client Information:		Section B Required Project Information:		Section C Invoice Information:	
Company:	Environ	Report To:	Wendy Stonestreet	Attention:	Tamara Gleason
Address:	7500 College Blvd., Ste. 925	Copy To:	Tamara Gleason	Company Name:	
	Overland Park, KS 66210		tgleason@environcorp.com	Address:	tgleason@environcorp.com
Email To:	wstonestreet@environcorp.com	Purchase Order No.:		Pace Quote Reference:	
Phone: 913-553-5926	Fax:	Project Name:	Fort Smith, AR	Pace Project Manager:	MJ Walls
Requested Due Date/TAT:		Project Number:	3434399A	Pace Profile #:	7444, line 1

REGULATORY AGENCY

☐ NPDES ☐ GROUND WATER ☐ DRINKING WATER
☐ UST ☐ RCRA ☐ OTHER _____

Site Location STATE: AR

Section D Required Client Information

Valid Matrix Codes

MATRIX	CODE
DRINKING WATER	DW
WATER	WT
WASTE WATER	WW
PRODUCT	P
SOIL/SOLID	SL
OIL	OL
WIPE	WP
AIR	AR
OTHER	OT
TISSUE	TS

SAMPLE ID (A-Z, 0-9 / ,-) Sample IDs MUST BE UNIQUE

Requested Analysis Filtered (Y/N)

ITEM #	SAMPLE ID	MATRIX CODE (see valid codes to left)	SAMPLE TYPE (G=GRAB C=COMP)	COLLECTED COMPOSITE START DATE	COLLECTED COMPOSITE START TIME	COLLECTED COMPOSITE END/GRAB DATE	COLLECTED COMPOSITE END/GRAB TIME	SAMPLE TEMP AT COLLECTION	# OF CONTAINERS	Preservatives: Unpreserved	H_2SO_4	HNO_3	HCl	NaOH	$Na_2S_2O_3$	Methanol	Other	Analysis Test (Y/N)	8260 client specific list	Residual Chlorine (Y/N)	Pace Project No./ Lab I.D.
1	Trip Blank			5/15/14					1												2D69H (TB1) 013
2	Temp Blank			5/15/14					1												
3																					2D69H (TB2) 014
4																					
5																					
6																					
7																					
8																					
9																					
10																					
11																					
12																					

ADDITIONAL COMMENTS	RELINQUISHED BY / AFFILIATION	DATE	TIME	ACCEPTED BY / AFFILIATION	DATE	TIME	SAMPLE CONDITIONS: Temp in °C	Received on Ice (Y/N)	Custody Sealed Cooler (Y/N)	Samples Intact (Y/N)
	Tamara House-Knight / ENVIRON	5/15/14	1445	Bernard C[illegible] / PASI KS	5/16/14	0820	0.8	Y	Y	Y
							1.2	Y	Y	Y

SAMPLER NAME AND SIGNATURE

PRINT Name of SAMPLER: Tamara House-Knight

SIGNATURE of SAMPLER: Tamara H. House-Knight DATE Signed (MM/DD/YY): 5/15/14

*Important Note: By signing this form you are accepting Pace's NET 30 day payment terms and agreeing to late charges of 1.5% per month for any invoices not paid within 30 days.

F-ALL-Q-020rev.07, 15-Feb-2007

Chain of Custody

Pace Analytical®
www.pacelabs.com

Workorder: 60169379 **Workorder Name:** FORT SMITH, AR **Owner Received Date:** 5/16/2014 **Results Requested By:** 5/29/2014

Report To	Subcontract To
Mary Jane Walls Pace Analytical Services, Inc. 9608 Loiret Blvd. Lenexa, KS 66219 Phone (913)599-5665 Fax (913)599-1759	Pace Analytical Dallas 400 West Bethany Drive Suite 190 Allen, TX 75013 Phone (972)727-1123

Item	Sample ID	Sample Type	Collect Date/Time	Lab ID	Matrix	Preserved Containers: H2SO4	Preserved Containers: none	Requested Analysis: Total Phosphate	Requested Analysis: Chloroethanol	LAB USE ONLY
1	ITMW-19-201405	PS	5/15/2014 10:40	60169379001	Water	1	1	X	X	001
2	ITMW-18-201405	PS	5/15/2014 08:55	60169379002	Water	1	1	X	X	002
3	ITMW-11-201405	PS	5/15/2014 08:55	60169379003	Water	1	1	X	X	003
4	MW-25-201405	PS	5/15/2014 10:35	60169379004	Water	1	1	X	X	004
5	ITMW-17-201405	PS	5/15/2014 08:50	60169379005	Water	1	1	X	X	005

Transfers	Released By	Date/Time	Received By	Date/Time
1	[signature]	5/15/14 1700	Kathy Wiemann/Pace	5/16/14 0840 AM
2				
3	Rec'd			

Comments

Cooler Temperature on Receipt 1.6 °C **Custody Seal** (Y) or N **Received on Ice** (Y) or N **Samples Intact** Y or N

WO# : 7515392

7515392

Pace Analytical

Sample Condition Upon Receipt
Dallas

Client Name: Pace-Kansas Project Work order: 7515392

Courier: FedEX ☑ UPS ☐ USPS ☐ Client ☐ Courier ☐ LSO ☐ PACE ☐ Other:_____

Tracking#: 5689 1284 2897

Custody Seal on Cooler/Box: Yes ☒ No ☐ **Seals Intact:** Yes ☑ No ☐ NA ☐

Packing Material: Bubble Wrap ☐ Bubble Bags ☐ Foam ☐ None ☐ Other ☒

Thermometer Used: IR-01 Type of Ice: Wet ☒ Blue ☐ None ☐ Sample Received on ice, cooling process has begun ☑

Cooler Temp: 1.60 ~ (Temp should be above freezing to 6°C)

Chain of Custody Present	Yes ☒ No ☐ NA ☐	1
Chain of Custody filled out	Yes ☒ No ☐ NA ☐	2
Chain of Custody relinquished	Yes ☑ No ☐ NA ☐	3
Sampler name & signature on COC	Yes ☐ No ☒ NA ☐	4
Sample received within HT	Yes ☒ No ☐ NA ☐	5
Short HT analyses (<72 hrs)	Yes ☐ No ☒ NA ☐	6
Rush TAT requested	Yes ☐ No ☒ NA ☐	7
Sufficient Volume received	Yes ☑ No ☐ NA ☐	8
Correct Container used Pace Container used	Yes ☒ No ☐ NA ☐ Yes ☒ No ☐ NA ☐	9
Container Intact	Yes ☒ No ☐ NA ☐	10
Unpreserved 5035A soil frozen within 48 hrs	Yes ☐ No ☐ NA ☑	11
Filtered volume received for Dissolved tests	Yes ☐ No ☐ NA ☒	12
Sample labels match COC Include date/time/ID/analyses Matrix: Water	Yes ☒ No ☐ NA ☐	13
All containers needing preservation have been checked	Yes ☒ No ☐ NA ☐	14a. Lot# of pH strip: 6371001 pH checked Yes ☒ No ☐ pH<2 ☐ pH>9 ☐ pH>12 ☐ Lot# of Iodine strip:_____ Lot# of Lead Acetate strip:_____
Do containers require preservation at the lab	Yes ☐ No ☒ NA ☐	14b. Preservation: / Lot#:
All containers needing preservation are found to be in Compliance with EPA recommendation Exception: VOA, coliform, O&G	Yes ☒ No ☐ NA ☐ Yes ☑ No ☐	14c.
Trip Blank present Trip Blank Custody Seals Intact Pace Trip Blank Lot# (if purchased):_____	Yes ☐ No ☐ NA ☑ Yes ☐ No ☐ NA ☒	15
Headspace in VOA (>6mm)	Yes ☐ No ☒ NA ☐	16
Project sampled in USDA Regulated Area:	Yes ☐ No ☐ NA ☒	17. List State _____

Client Notification/Resolution/Comments:

Person Contacted:_____ Date:_____

Comments/Resolution:_____

Person Examining Contents: KCu Date: 5-21-14

Sample Container Count

Pace Analytical™ www.pacelabs.com

OC PAGE 1 of 1

OC ID# _____

Pace Project # 7515392

Sample Line Item	BP2N	AG1U	VG9U	VG9H	BP2S	BP1U	BP2U	BG1H	AG1S	BP20	SP5T	WGFU	WGKU	BP3S		Comments
1			3											1		
2			3											1		
3			3											1		
4			3											1		
5			3											1		
6																
7																
8																
9																
10																
11																
12																

Container Codes

DG9H	40mL HCL amber voa vial
AG1U	1liter unpreserved amber glass
WGFU	4oz clear soil jar
R	terra core kit
BP2N	500mL HNO3 plastic
BP2U	500mL unpreserved plastic
BP2S	500mL H2SO4 plastic
BP3N	250mL HNO3 plastic
BP3U	250mL unpreserved plastic
BP3S	250mL H2SO4 plastic
AG3S	250mL H2SO4 glass amber
AG1S	1 liter H2SO4 amber glass
BP1U	1 liter unpreserved plastic
WGKU	8oz wide jar upreserved
Other	Other

AF	Air Filter
AG1H	1 liter HCL amber glass
AG1S	1 liter H2SO4 amber glass
AG1T	1 liter Na Thiosulfate amber gl
AG2N	500mL HNO3 amber glass
AG2S	500mL H2SO4 amber glass
AG2U	500mL unpreserved amber gla
AG3U	250mL unpreserved amber gla
BG1H	1 liter HCL clear glass
BG1S	1 liter H2SO4 clear glass
BG1T	1 liter Na Thiosulfate clear gla
BG1U	1 liter unpreserved glass
BP1A	1 liter NaOH, Asc Acid plastic
SP5T	120mL Coliform Na Thiosulfate

BP1N	1 liter HNO3 plastic
BP1S	1 liter H2SO4 plastic
BP1U	1 liter unpreserved plastic
BP1Z	1 liter NaOH, Zn, Ac
BP2A	500mL NaOH, Asc Acid plastic
BP2O	500mL NaOH plastic
BP2Z	500mL NaOH, Zn Ac
BP3A	250mL NaOh, Asc Acid plastic
BP3C	250mL NaOH plastic
BP3Z	250mL NaOH, Zn Ac plastic
C	Air Cassettes
DG9B	40mL Na Bisulfate amber vial
DG9M	40mL MeOH clear vial
SP5U	120mL Coliform unpreserved

DG9P	40mL TSP amber vial
DG9S	40mL H2SO4 amber vial
DG9T	40mL Na Thio amber vial
DG9U	40mL unpreserved **amber** vial
I	Wipe/Swab
JGFU	4oz unpreserved amber wide
U	Summa Can
VG9H	40mL HCL clear vial
VG9T	40mL Na Thio. clear vial
VG9U	40mL unpreserved **clear** vial
VSG	Headspace septa vial & HCL
WGFX	4oz wide jar w/hexane wipe
ZPLC	Ziploc Bag
GN	General unpreserved

Pace Analytical Services, Inc.
9608 Loiret Blvd.
Lenexa, KS 66219
(913)599-5665

June 26, 2014

Wendy Stonestreet
Environ International Corporation
7500 College Blvd Ste 925
Overland Park, KS 66210

RE: Project: FORT SMITH, AR
Pace Project No.: 60171206

Dear Wendy Stonestreet:
Enclosed are the analytical results for sample(s) received by the laboratory on June 12, 2014. The results relate only to the samples included in this report. Results reported herein conform to the most current TNI standards and the laboratory's Quality Assurance Manual, where applicable, unless otherwise noted in the body of the report.

If you have any questions concerning this report, please feel free to contact me.

Sincerely,



Mary Jane Walls
maryjane.walls@pacelabs.com
PM Lab Management

Enclosures

cc: EDD, Environ_AR
Tamara Gleason, ENVIRON International Corporation
Wayne Weber, Environ

This report shall not be reproduced, except in full,
without the written consent of Pace Analytical Services, Inc..

Pace Analytical Services, Inc.
9608 Loiret Blvd.
Lenexa, KS 66219
(913)599-5665

CERTIFICATIONS

Project: FORT SMITH, AR
Pace Project No.: 60171206

Kansas Certification IDs
9608 Loiret Boulevard, Lenexa, KS 66219
WY STR Certification #: 2456.01
Arkansas Certification #: 13-012-0
Illinois Certification #: 003097
Iowa Certification #: 118
Kansas/NELAP Certification #: E-10116
Louisiana Certification #: 03055
Nevada Certification #: KS000212008A
Oklahoma Certification #: 9205/9935
Texas Certification #: T104704407-13-4
Utah Certification #: KS000212013-3
Illinois Certification #: 003097

Dallas Certification IDs:
400 West Bethany Dr Suite 190 75013 Allen TX 75013
Texas Certification #: T104704232-13-5
Kansas Certification #: E-10388
Arkansas Certification #: 88-0647
Oklahoma Certification #: 2012-080
Louisiana Certification #: 02007

This report shall not be reproduced, except in full,
without the written consent of Pace Analytical Services, Inc..

Pace Analytical Services, Inc.
9608 Loiret Blvd.
Lenexa, KS 66219
(913)599-5665

SAMPLE SUMMARY

Project: FORT SMITH, AR
Pace Project No.: 60171206

Lab ID	Sample ID	Matrix	Date Collected	Date Received
60171206001	**MW-56-201405**	Water	06/11/14 13:36	06/12/14 08:30
60171206002	**MW-57-201405**	Water	06/11/14 12:21	06/12/14 08:30
60171206003	**TRIP BLANK**	Water	06/11/14 12:00	06/12/14 08:30

REPORT OF LABORATORY ANALYSIS

This report shall not be reproduced, except in full,
without the written consent of Pace Analytical Services, Inc..

Pace Analytical Services, Inc.
9608 Loiret Blvd.
Lenexa, KS 66219
(913)599-5665

SAMPLE ANALYTE COUNT

Project: FORT SMITH, AR
Pace Project No.: 60171206

Lab ID	Sample ID	Method	Analysts	Analytes Reported	Laboratory
60171206001	**MW-56-201405**	EPA 8015 - Alcohol	TA	1	PASI-D
		EPA 6010	JGP	2	PASI-K
		EPA 5030B/8260	PRG	38	PASI-K
		SM 2320B	CRT	3	PASI-K
		SM 4500-H+B	TJG	1	PASI-K
		SM 4500-S-2 D	OL	1	PASI-K
		EPA 300.0	OL	2	PASI-K
		EPA 350.1	AJM	1	PASI-K
		EPA 353.2	AJM	3	PASI-K
		SM 4500-CO2 D	TJG	1	PASI-K
		SM 5310C	JMC1	1	PASI-K
		SM 4500-P E	BAF	1	PASI-D
60171206002	**MW-57-201405**	EPA 8015 - Alcohol	TA	1	PASI-D
		EPA 6010	JGP	2	PASI-K
		EPA 5030B/8260	PRG	38	PASI-K
		SM 2320B	CRT	3	PASI-K
		SM 4500-H+B	TJG	1	PASI-K
		SM 4500-S-2 D	OL	1	PASI-K
		EPA 300.0	OL	2	PASI-K
		EPA 350.1	AJM	1	PASI-K
		EPA 353.2	AJM	3	PASI-K
		SM 4500-CO2 D	TJG	1	PASI-K
		SM 5310C	JMC1	1	PASI-K
		SM 4500-P E	BAF	1	PASI-D
60171206003	**TRIP BLANK**	EPA 5030B/8260	PRG	38	PASI-K

This report shall not be reproduced, except in full,
without the written consent of Pace Analytical Services, Inc..

Pace Analytical Services, Inc.
9608 Loiret Blvd.
Lenexa, KS 66219
(913)599-5665

PROJECT NARRATIVE

Project: FORT SMITH, AR
Pace Project No.: 60171206

Method: **EPA 8015 - Alcohol**
Description: Alcohol by Direct Inject GCFID
Client: Environ_AR
Date: June 26, 2014

General Information:
2 samples were analyzed for EPA 8015 - Alcohol. All samples were received in acceptable condition with any exceptions noted below.

Hold Time:
The samples were analyzed within the method required hold times with any exceptions noted below.

Initial Calibrations (including MS Tune as applicable):
All criteria were within method requirements with any exceptions noted below.

Continuing Calibration:
All criteria were within method requirements with any exceptions noted below.

Surrogates:
All surrogates were within QC limits with any exceptions noted below.

Method Blank:
All analytes were below the report limit in the method blank, where applicable, with any exceptions noted below.

Laboratory Control Spike:
All laboratory control spike compounds were within QC limits with any exceptions noted below.

Matrix Spikes:
All percent recoveries and relative percent differences (RPDs) were within acceptance criteria with any exceptions noted below.

Additional Comments:

This report shall not be reproduced, except in full,
without the written consent of Pace Analytical Services, Inc..

Pace Analytical Services, Inc.
9608 Loiret Blvd.
Lenexa, KS 66219
(913)599-5665

PROJECT NARRATIVE

Project: FORT SMITH, AR
Pace Project No.: 60171206

Method: **EPA 6010**
Description: 6010 MET ICP
Client: Environ_AR
Date: June 26, 2014

General Information:
2 samples were analyzed for EPA 6010. All samples were received in acceptable condition with any exceptions noted below.

Hold Time:
The samples were analyzed within the method required hold times with any exceptions noted below.

Sample Preparation:
The samples were prepared in accordance with EPA 3010 with any exceptions noted below.

Initial Calibrations (including MS Tune as applicable):
All criteria were within method requirements with any exceptions noted below.

Continuing Calibration:
All criteria were within method requirements with any exceptions noted below.

Method Blank:
All analytes were below the report limit in the method blank, where applicable, with any exceptions noted below.

Laboratory Control Spike:
All laboratory control spike compounds were within QC limits with any exceptions noted below.

Matrix Spikes:
All percent recoveries and relative percent differences (RPDs) were within acceptance criteria with any exceptions noted below.

Additional Comments:

This report shall not be reproduced, except in full,
without the written consent of Pace Analytical Services, Inc..

Pace Analytical Services, Inc.
9608 Loiret Blvd.
Lenexa, KS 66219
(913)599-5665

PROJECT NARRATIVE

Project: FORT SMITH, AR
Pace Project No.: 60171206

Method: **EPA 5030B/8260**
Description: 8260 MSV
Client: Environ_AR
Date: June 26, 2014

General Information:
3 samples were analyzed for EPA 5030B/8260. All samples were received in acceptable condition with any exceptions noted below.

Hold Time:
The samples were analyzed within the method required hold times with any exceptions noted below.

Initial Calibrations (including MS Tune as applicable):
All criteria were within method requirements with any exceptions noted below.

Continuing Calibration:
All criteria were within method requirements with any exceptions noted below.

Internal Standards:
All internal standards were within QC limits with any exceptions noted below.

Surrogates:
All surrogates were within QC limits with any exceptions noted below.

Method Blank:
All analytes were below the report limit in the method blank, where applicable, with any exceptions noted below.

QC Batch: MSV/62333

B: Analyte was detected in the associated method blank.
- BLANK for HBN 342571 [MSV/6233 (Lab ID: 1395140)
  - Methylene chloride

Laboratory Control Spike:
All laboratory control spike compounds were within QC limits with any exceptions noted below.

Matrix Spikes:
All percent recoveries and relative percent differences (RPDs) were within acceptance criteria with any exceptions noted below.

QC Batch: MSV/62333

A matrix spike/matrix spike duplicate was not performed due to insufficient sample volume.

Additional Comments:

This report shall not be reproduced, except in full,
without the written consent of Pace Analytical Services, Inc..

Pace Analytical Services, Inc.
9608 Loiret Blvd.
Lenexa, KS 66219
(913)599-5665

PROJECT NARRATIVE

Project: FORT SMITH, AR
Pace Project No.: 60171206

Method: **SM 2320B**
Description: 2320B Alkalinity
Client: Environ_AR
Date: June 26, 2014

General Information:
2 samples were analyzed for SM 2320B. All samples were received in acceptable condition with any exceptions noted below.

Hold Time:
The samples were analyzed within the method required hold times with any exceptions noted below.

Method Blank:
All analytes were below the report limit in the method blank, where applicable, with any exceptions noted below.

Laboratory Control Spike:
All laboratory control spike compounds were within QC limits with any exceptions noted below.

Matrix Spikes:
All percent recoveries and relative percent differences (RPDs) were within acceptance criteria with any exceptions noted below.

Duplicate Sample:
All duplicate sample results were within method acceptance criteria with any exceptions noted below.

Additional Comments:

This report shall not be reproduced, except in full,
without the written consent of Pace Analytical Services, Inc..

Pace Analytical Services, Inc.
9608 Loiret Blvd.
Lenexa, KS 66219
(913)599-5665

PROJECT NARRATIVE

Project: FORT SMITH, AR
Pace Project No.: 60171206

Method: **SM 4500-H+B**
Description: 4500H+ pH, Electrometric
Client: Environ_AR
Date: June 26, 2014

General Information:
2 samples were analyzed for SM 4500-H+B. All samples were received in acceptable condition with any exceptions noted below.

Hold Time:
The samples were analyzed within the method required hold times with any exceptions noted below.

H6: Analysis initiated outside of the 15 minute EPA recommended holding time.
- MW-56-201405 (Lab ID: 60171206001)
- MW-57-201405 (Lab ID: 60171206002)

Method Blank:
All analytes were below the report limit in the method blank, where applicable, with any exceptions noted below.

Laboratory Control Spike:
All laboratory control spike compounds were within QC limits with any exceptions noted below.

Matrix Spikes:
All percent recoveries and relative percent differences (RPDs) were within acceptance criteria with any exceptions noted below.

Additional Comments:

Analyte Comments:

QC Batch: WET/48718

1e: Field pH
- MW-56-201405 (Lab ID: 60171206001)
  - pH at 25 Degrees C
- MW-57-201405 (Lab ID: 60171206002)
  - pH at 25 Degrees C

- MW-56-201405 (Lab ID: 60171206001)
  - pH at 25 Degrees C

This report shall not be reproduced, except in full,
without the written consent of Pace Analytical Services, Inc..

Pace Analytical Services, Inc.
9608 Loiret Blvd.
Lenexa, KS 66219
(913)599-5665

PROJECT NARRATIVE

Project: FORT SMITH, AR
Pace Project No.: 60171206

Method: **SM 4500-S-2 D**
Description: 4500S2D Sulfide, Total
Client: Environ_AR
Date: June 26, 2014

General Information:
2 samples were analyzed for SM 4500-S-2 D. All samples were received in acceptable condition with any exceptions noted below.

Hold Time:
The samples were analyzed within the method required hold times with any exceptions noted below.

Method Blank:
All analytes were below the report limit in the method blank, where applicable, with any exceptions noted below.

Laboratory Control Spike:
All laboratory control spike compounds were within QC limits with any exceptions noted below.

Matrix Spikes:
All percent recoveries and relative percent differences (RPDs) were within acceptance criteria with any exceptions noted below.

QC Batch: WET/48462

A matrix spike and/or matrix spike duplicate (MS/MSD) were performed on the following sample(s): 60170979001

M1: Matrix spike recovery exceeded QC limits. Batch accepted based on laboratory control sample (LCS) recovery.

- MS (Lab ID: 1394876)
  - Sulfide, Total

Duplicate Sample:
All duplicate sample results were within method acceptance criteria with any exceptions noted below.

Additional Comments:

This report shall not be reproduced, except in full,
without the written consent of Pace Analytical Services, Inc..

Pace Analytical Services, Inc.
9608 Loiret Blvd.
Lenexa, KS 66219
(913)599-5665

PROJECT NARRATIVE

Project: FORT SMITH, AR
Pace Project No.: 60171206

Method: **EPA 300.0**
Description: 300.0 IC Anions 28 Days
Client: Environ_AR
Date: June 26, 2014

General Information:
2 samples were analyzed for EPA 300.0. All samples were received in acceptable condition with any exceptions noted below.

Hold Time:
The samples were analyzed within the method required hold times with any exceptions noted below.

Initial Calibrations (including MS Tune as applicable):
All criteria were within method requirements with any exceptions noted below.

Continuing Calibration:
All criteria were within method requirements with any exceptions noted below.

Method Blank:
All analytes were below the report limit in the method blank, where applicable, with any exceptions noted below.

Laboratory Control Spike:
All laboratory control spike compounds were within QC limits with any exceptions noted below.

Matrix Spikes:
All percent recoveries and relative percent differences (RPDs) were within acceptance criteria with any exceptions noted below.

Additional Comments:

This report shall not be reproduced, except in full,
without the written consent of Pace Analytical Services, Inc..

Pace Analytical Services, Inc.
9608 Loiret Blvd.
Lenexa, KS 66219
(913)599-5665

PROJECT NARRATIVE

Project: FORT SMITH, AR
Pace Project No.: 60171206

Method: **EPA 350.1**
Description: 350.1 Ammonia
Client: Environ_AR
Date: June 26, 2014

General Information:
2 samples were analyzed for EPA 350.1. All samples were received in acceptable condition with any exceptions noted below.

Hold Time:
The samples were analyzed within the method required hold times with any exceptions noted below.

Initial Calibrations (including MS Tune as applicable):
All criteria were within method requirements with any exceptions noted below.

Continuing Calibration:
All criteria were within method requirements with any exceptions noted below.

Method Blank:
All analytes were below the report limit in the method blank, where applicable, with any exceptions noted below.

Laboratory Control Spike:
All laboratory control spike compounds were within QC limits with any exceptions noted below.

Matrix Spikes:
All percent recoveries and relative percent differences (RPDs) were within acceptance criteria with any exceptions noted below.

QC Batch: WETA/29941

A matrix spike and/or matrix spike duplicate (MS/MSD) were performed on the following sample(s): 60171171002,60171173002

M1: Matrix spike recovery exceeded QC limits. Batch accepted based on laboratory control sample (LCS) recovery.

- MS (Lab ID: 1399113)
  - Nitrogen, Ammonia

Duplicate Sample:
All duplicate sample results were within method acceptance criteria with any exceptions noted below.

Additional Comments:

This report shall not be reproduced, except in full,
without the written consent of Pace Analytical Services, Inc..

Pace Analytical Services, Inc.
9608 Loiret Blvd.
Lenexa, KS 66219
(913)599-5665

PROJECT NARRATIVE

Project: FORT SMITH, AR
Pace Project No.: 60171206

Method: **EPA 353.2**
Description: 353.2 Nitrogen, NO2/NO3 unpres
Client: Environ_AR
Date: June 26, 2014

General Information:
2 samples were analyzed for EPA 353.2. All samples were received in acceptable condition with any exceptions noted below.

Hold Time:
The samples were analyzed within the method required hold times with any exceptions noted below.

Initial Calibrations (including MS Tune as applicable):
All criteria were within method requirements with any exceptions noted below.

Continuing Calibration:
All criteria were within method requirements with any exceptions noted below.

Method Blank:
All analytes were below the report limit in the method blank, where applicable, with any exceptions noted below.

Laboratory Control Spike:
All laboratory control spike compounds were within QC limits with any exceptions noted below.

Matrix Spikes:
All percent recoveries and relative percent differences (RPDs) were within acceptance criteria with any exceptions noted below.

QC Batch: WETA/29825

A matrix spike and/or matrix spike duplicate (MS/MSD) were performed on the following sample(s): 60171175001,60171179001

M1: Matrix spike recovery exceeded QC limits. Batch accepted based on laboratory control sample (LCS) recovery.

- MS (Lab ID: 1393120)
  - Nitrogen, Nitrite

Duplicate Sample:
All duplicate sample results were within method acceptance criteria with any exceptions noted below.

Additional Comments:

This report shall not be reproduced, except in full,
without the written consent of Pace Analytical Services, Inc..

Pace Analytical Services, Inc.
9608 Loiret Blvd.
Lenexa, KS 66219
(913)599-5665

PROJECT NARRATIVE

Project: FORT SMITH, AR
Pace Project No.: 60171206

Method: **SM 4500-CO2 D**
Description: Total Carbon Dioxide Calc
Client: Environ_AR
Date: June 26, 2014

General Information:
2 samples were analyzed for SM 4500-CO2 D. All samples were received in acceptable condition with any exceptions noted below.

Hold Time:
The samples were analyzed within the method required hold times with any exceptions noted below.

Initial Calibrations (including MS Tune as applicable):
All criteria were within method requirements with any exceptions noted below.

Continuing Calibration:
All criteria were within method requirements with any exceptions noted below.

Method Blank:
All analytes were below the report limit in the method blank, where applicable, with any exceptions noted below.

Laboratory Control Spike:
All laboratory control spike compounds were within QC limits with any exceptions noted below.

Matrix Spikes:
All percent recoveries and relative percent differences (RPDs) were within acceptance criteria with any exceptions noted below.

Additional Comments:

This report shall not be reproduced, except in full,
without the written consent of Pace Analytical Services, Inc..

Pace Analytical Services, Inc.
9608 Loiret Blvd.
Lenexa, KS 66219
(913)599-5665

PROJECT NARRATIVE

Project: FORT SMITH, AR
Pace Project No.: 60171206

Method: **SM 5310C**
Description: 5310C TOC
Client: Environ_AR
Date: June 26, 2014

General Information:
2 samples were analyzed for SM 5310C. All samples were received in acceptable condition with any exceptions noted below.

Hold Time:
The samples were analyzed within the method required hold times with any exceptions noted below.

Initial Calibrations (including MS Tune as applicable):
All criteria were within method requirements with any exceptions noted below.

Continuing Calibration:
All criteria were within method requirements with any exceptions noted below.

Method Blank:
All analytes were below the report limit in the method blank, where applicable, with any exceptions noted below.

Laboratory Control Spike:
All laboratory control spike compounds were within QC limits with any exceptions noted below.

Matrix Spikes:
All percent recoveries and relative percent differences (RPDs) were within acceptance criteria with any exceptions noted below.

Duplicate Sample:
All duplicate sample results were within method acceptance criteria with any exceptions noted below.

Additional Comments:

This report shall not be reproduced, except in full,
without the written consent of Pace Analytical Services, Inc..

Pace Analytical Services, Inc.
9608 Loiret Blvd.
Lenexa, KS 66219
(913)599-5665

PROJECT NARRATIVE

Project: FORT SMITH, AR
Pace Project No.: 60171206

Method: **SM 4500-P E**
Description: SM4500P-E, Total Phosphorus
Client: Environ_AR
Date: June 26, 2014

General Information:
2 samples were analyzed for SM 4500-P E. All samples were received in acceptable condition with any exceptions noted below.

Hold Time:
The samples were analyzed within the method required hold times with any exceptions noted below.

Sample Preparation:
The samples were prepared in accordance with SM4500-P B with any exceptions noted below.

Initial Calibrations (including MS Tune as applicable):
All criteria were within method requirements with any exceptions noted below.

Continuing Calibration:
All criteria were within method requirements with any exceptions noted below.

Method Blank:
All analytes were below the report limit in the method blank, where applicable, with any exceptions noted below.

Laboratory Control Spike:
All laboratory control spike compounds were within QC limits with any exceptions noted below.

Matrix Spikes:
All percent recoveries and relative percent differences (RPDs) were within acceptance criteria with any exceptions noted below.

Additional Comments:

This data package has been reviewed for quality and completeness and is approved for release.

This report shall not be reproduced, except in full,
without the written consent of Pace Analytical Services, Inc..

Pace Analytical Services, Inc.
9608 Loiret Blvd.
Lenexa, KS 66219
(913)599-5665

ANALYTICAL RESULTS

Project: FORT SMITH, AR
Pace Project No.: 60171206

Sample: MW-56-201405 **Lab ID: 60171206001** Collected: 06/11/14 13:36 Received: 06/12/14 08:30 Matrix: Water

Parameters	Results	Units	Report Limit	MDL	DF	Prepared	Analyzed	CAS No.	Qual
Alcohol by Direct Inject GCFID	Analytical Method: EPA 8015 - Alcohol								
2-Chloroethanol	ND	ug/L	10000	1190	1		06/20/14 14:53	107-07-3	
6010 MET ICP	Analytical Method: EPA 6010 Preparation Method: EPA 3010								
Iron	**2460**	ug/L	50.0	24.0	1	06/19/14 18:40	06/20/14 15:14	7439-89-6	
Manganese	**298**	ug/L	5.0	2.5	1	06/19/14 18:40	06/20/14 15:14	7439-96-5	
8260 MSV	Analytical Method: EPA 5030B/8260								
Acetone	ND	ug/L	10.0	1.9	1		06/17/14 01:52	67-64-1	
Benzene	ND	ug/L	5.0	0.060	1		06/17/14 01:52	71-43-2	
Bromodichloromethane	ND	ug/L	5.0	0.19	1		06/17/14 01:52	75-27-4	
Bromoform	ND	ug/L	5.0	0.070	1		06/17/14 01:52	75-25-2	
Bromomethane	ND	ug/L	7.0	0.16	1		06/17/14 01:52	74-83-9	
2-Butanone (MEK)	ND	ug/L	10.0	0.59	1		06/17/14 01:52	78-93-3	
Carbon disulfide	ND	ug/L	10.0	0.12	1		06/17/14 01:52	75-15-0	
Carbon tetrachloride	ND	ug/L	5.0	0.18	1		06/17/14 01:52	56-23-5	
Chlorobenzene	ND	ug/L	5.0	0.21	1		06/17/14 01:52	108-90-7	
Chloroethane	ND	ug/L	10.0	0.15	1		06/17/14 01:52	75-00-3	
Chloroform	ND	ug/L	5.0	0.14	1		06/17/14 01:52	67-66-3	
Chloromethane	ND	ug/L	10.0	0.080	1		06/17/14 01:52	74-87-3	
Dibromochloromethane	ND	ug/L	5.0	0.21	1		06/17/14 01:52	124-48-1	
1,1-Dichloroethane	ND	ug/L	2.4	0.050	1		06/17/14 01:52	75-34-3	
1,2-Dichloroethane	ND	ug/L	5.0	0.12	1		06/17/14 01:52	107-06-2	
1,1-Dichloroethene	**1.2J**	ug/L	5.0	0.20	1		06/17/14 01:52	75-35-4	
cis-1,2-Dichloroethene	**17.6**	ug/L	5.0	0.080	1		06/17/14 01:52	156-59-2	
trans-1,2-Dichloroethene	ND	ug/L	5.0	0.20	1		06/17/14 01:52	156-60-5	
1,2-Dichloropropane	ND	ug/L	5.0	0.16	1		06/17/14 01:52	78-87-5	
cis-1,3-Dichloropropene	ND	ug/L	1.0	0.14	1		06/17/14 01:52	10061-01-5	
trans-1,3-Dichloropropene	ND	ug/L	1.0	0.12	1		06/17/14 01:52	10061-02-6	
Ethylbenzene	ND	ug/L	5.0	0.18	1		06/17/14 01:52	100-41-4	
2-Hexanone	ND	ug/L	10.0	1.2	1		06/17/14 01:52	591-78-6	
Methylene chloride	**0.29J**	ug/L	5.0	0.15	1		06/17/14 01:52	75-09-2	B
4-Methyl-2-pentanone (MIBK)	ND	ug/L	10.0	0.42	1		06/17/14 01:52	108-10-1	
Styrene	ND	ug/L	5.0	0.12	1		06/17/14 01:52	100-42-5	
1,1,2,2-Tetrachloroethane	ND	ug/L	1.0	0.15	1		06/17/14 01:52	79-34-5	
Tetrachloroethene	ND	ug/L	5.0	0.10	1		06/17/14 01:52	127-18-4	
Toluene	ND	ug/L	5.0	0.17	1		06/17/14 01:52	108-88-3	
1,1,1-Trichloroethane	ND	ug/L	5.0	0.11	1		06/17/14 01:52	71-55-6	
1,1,2-Trichloroethane	ND	ug/L	5.0	0.20	1		06/17/14 01:52	79-00-5	
Trichloroethene	**307**	ug/L	25.0	0.85	5		06/17/14 02:06	79-01-6	
Vinyl chloride	**0.16J**	ug/L	2.0	0.13	1		06/17/14 01:52	75-01-4	
Xylene (Total)	ND	ug/L	5.0	0.42	1		06/17/14 01:52	1330-20-7	
Surrogates									
4-Bromofluorobenzene (S)	99	%	80-120		1		06/17/14 01:52	460-00-4	
1,2-Dichloroethane-d4 (S)	105	%	80-120		1		06/17/14 01:52	17060-07-0	
Toluene-d8 (S)	98	%	80-120		1		06/17/14 01:52	2037-26-5	
Preservation pH	**1.0**		0.10	0.10	1		06/17/14 01:52		

REPORT OF LABORATORY ANALYSIS

This report shall not be reproduced, except in full,
without the written consent of Pace Analytical Services, Inc..

Pace Analytical Services, Inc.
9608 Loiret Blvd.
Lenexa, KS 66219
(913)599-5665

ANALYTICAL RESULTS

Project: FORT SMITH, AR
Pace Project No.: 60171206

Sample: MW-56-201405 **Lab ID: 60171206001** Collected: 06/11/14 13:36 Received: 06/12/14 08:30 Matrix: Water

Parameters	Results	Units	Report Limit	MDL	DF	Prepared	Analyzed	CAS No.	Qual
2320B Alkalinity	Analytical Method: SM 2320B								
Alkalinity,Bicarbonate (CaCO3)	**22.8**	mg/L	20.0	1.9	1		06/19/14 10:11		
Alkalinity, Carbonate (CaCO3)	ND	mg/L	20.0	1.9	1		06/19/14 10:11		
Alkalinity, Total as CaCO3	**22.8**	mg/L	20.0	1.9	1		06/19/14 10:11		
4500H+ pH, Electrometric	Analytical Method: SM 4500-H+B								
pH at 25 Degrees C	**4.4**	Std. Units	0.10	0.10	1		06/11/14 00:00		1e,H6
4500S2D Sulfide, Total	Analytical Method: SM 4500-S-2 D								
Sulfide, Total	ND	mg/L	0.050	0.0096	1		06/15/14 13:48	18496-25-8	
300.0 IC Anions 28 Days	Analytical Method: EPA 300.0								
Chloride	**172**	mg/L	10.0	0.62	10		06/21/14 17:24	16887-00-6	
Sulfate	**12.1**	mg/L	1.0	0.098	1		06/22/14 10:39	14808-79-8	
350.1 Ammonia	Analytical Method: EPA 350.1								
Nitrogen, Ammonia	ND	mg/L	0.10	0.014	1		06/23/14 16:07	7664-41-7	
353.2 Nitrogen, NO2/NO3 unpres	Analytical Method: EPA 353.2								
Nitrogen, Nitrate	**0.062J**	mg/L	0.10	0.031	1		06/12/14 13:33		
Nitrogen, Nitrite	ND	mg/L	0.10	0.031	1		06/12/14 13:33		
Nitrogen, NO2 plus NO3	**0.062J**	mg/L	0.10	0.013	1		06/12/14 13:33		
Total Carbon Dioxide Calc	Analytical Method: SM 4500-CO2 D								
Carbon Dioxide Calculation	**1880**	mg/L			1		06/26/14 00:00		
5310C TOC	Analytical Method: SM 5310C								
Total Organic Carbon	**1.2**	mg/L	1.0	0.50	1		06/18/14 15:29	7440-44-0	
SM4500P-E, Total Phosphorus	Analytical Method: SM 4500-P E Preparation Method: SM4500-P B								
Phosphate as P04	ND	mg/L	0.030	0.015	1	06/19/14 12:48	06/19/14 14:19		

REPORT OF LABORATORY ANALYSIS

This report shall not be reproduced, except in full,
without the written consent of Pace Analytical Services, Inc..

Pace Analytical Services, Inc.
9608 Loiret Blvd.
Lenexa, KS 66219
(913)599-5665

ANALYTICAL RESULTS

Project: FORT SMITH, AR
Pace Project No.: 60171206

Sample: MW-57-201405 **Lab ID: 60171206002** Collected: 06/11/14 12:21 Received: 06/12/14 08:30 Matrix: Water

Parameters	Results	Units	Report Limit	MDL	DF	Prepared	Analyzed	CAS No.	Qual
Alcohol by Direct Inject GCFID	Analytical Method: EPA 8015 - Alcohol								
2-Chloroethanol	ND	ug/L	10000	1190	1		06/20/14 15:04	107-07-3	
6010 MET ICP	Analytical Method: EPA 6010 Preparation Method: EPA 3010								
Iron	**1360**	ug/L	50.0	24.0	1	06/19/14 18:40	06/20/14 15:17	7439-89-6	
Manganese	**344**	ug/L	5.0	2.5	1	06/19/14 18:40	06/20/14 15:17	7439-96-5	
8260 MSV	Analytical Method: EPA 5030B/8260								
Acetone	ND	ug/L	10.0	1.9	1		06/17/14 01:38	67-64-1	
Benzene	ND	ug/L	5.0	0.060	1		06/17/14 01:38	71-43-2	
Bromodichloromethane	ND	ug/L	5.0	0.19	1		06/17/14 01:38	75-27-4	
Bromoform	ND	ug/L	5.0	0.070	1		06/17/14 01:38	75-25-2	
Bromomethane	ND	ug/L	7.0	0.16	1		06/17/14 01:38	74-83-9	
2-Butanone (MEK)	ND	ug/L	10.0	0.59	1		06/17/14 01:38	78-93-3	
Carbon disulfide	ND	ug/L	10.0	0.12	1		06/17/14 01:38	75-15-0	
Carbon tetrachloride	ND	ug/L	5.0	0.18	1		06/17/14 01:38	56-23-5	
Chlorobenzene	ND	ug/L	5.0	0.21	1		06/17/14 01:38	108-90-7	
Chloroethane	ND	ug/L	10.0	0.15	1		06/17/14 01:38	75-00-3	
Chloroform	ND	ug/L	5.0	0.14	1		06/17/14 01:38	67-66-3	
Chloromethane	ND	ug/L	10.0	0.080	1		06/17/14 01:38	74-87-3	
Dibromochloromethane	ND	ug/L	5.0	0.21	1		06/17/14 01:38	124-48-1	
1,1-Dichloroethane	ND	ug/L	2.4	0.050	1		06/17/14 01:38	75-34-3	
1,2-Dichloroethane	ND	ug/L	5.0	0.12	1		06/17/14 01:38	107-06-2	
1,1-Dichloroethene	**0.48J**	ug/L	5.0	0.20	1		06/17/14 01:38	75-35-4	
cis-1,2-Dichloroethene	**4.4J**	ug/L	5.0	0.080	1		06/17/14 01:38	156-59-2	
trans-1,2-Dichloroethene	ND	ug/L	5.0	0.20	1		06/17/14 01:38	156-60-5	
1,2-Dichloropropane	ND	ug/L	5.0	0.16	1		06/17/14 01:38	78-87-5	
cis-1,3-Dichloropropene	ND	ug/L	1.0	0.14	1		06/17/14 01:38	10061-01-5	
trans-1,3-Dichloropropene	ND	ug/L	1.0	0.12	1		06/17/14 01:38	10061-02-6	
Ethylbenzene	ND	ug/L	5.0	0.18	1		06/17/14 01:38	100-41-4	
2-Hexanone	ND	ug/L	10.0	1.2	1		06/17/14 01:38	591-78-6	
Methylene chloride	ND	ug/L	5.0	0.15	1		06/17/14 01:38	75-09-2	
4-Methyl-2-pentanone (MIBK)	ND	ug/L	10.0	0.42	1		06/17/14 01:38	108-10-1	
Styrene	ND	ug/L	5.0	0.12	1		06/17/14 01:38	100-42-5	
1,1,2,2-Tetrachloroethane	ND	ug/L	1.0	0.15	1		06/17/14 01:38	79-34-5	
Tetrachloroethene	ND	ug/L	5.0	0.10	1		06/17/14 01:38	127-18-4	
Toluene	ND	ug/L	5.0	0.17	1		06/17/14 01:38	108-88-3	
1,1,1-Trichloroethane	ND	ug/L	5.0	0.11	1		06/17/14 01:38	71-55-6	
1,1,2-Trichloroethane	ND	ug/L	5.0	0.20	1		06/17/14 01:38	79-00-5	
Trichloroethene	**167**	ug/L	5.0	0.17	1		06/17/14 01:38	79-01-6	
Vinyl chloride	ND	ug/L	2.0	0.13	1		06/17/14 01:38	75-01-4	
Xylene (Total)	ND	ug/L	5.0	0.42	1		06/17/14 01:38	1330-20-7	
Surrogates									
4-Bromofluorobenzene (S)	98	%	80-120		1		06/17/14 01:38	460-00-4	
1,2-Dichloroethane-d4 (S)	99	%	80-120		1		06/17/14 01:38	17060-07-0	
Toluene-d8 (S)	100	%	80-120		1		06/17/14 01:38	2037-26-5	
Preservation pH	**1.0**		0.10	0.10	1		06/17/14 01:38		

REPORT OF LABORATORY ANALYSIS

This report shall not be reproduced, except in full,
without the written consent of Pace Analytical Services, Inc..

Pace Analytical Services, Inc.
9608 Loiret Blvd.
Lenexa, KS 66219
(913)599-5665

ANALYTICAL RESULTS

Project: FORT SMITH, AR
Pace Project No.: 60171206

Sample: MW-57-201405 **Lab ID: 60171206002** Collected: 06/11/14 12:21 Received: 06/12/14 08:30 Matrix: Water

Parameters	Results	Units	Report Limit	MDL	DF	Prepared	Analyzed	CAS No.	Qual
2320B Alkalinity	Analytical Method: SM 2320B								
Alkalinity,Bicarbonate (CaCO3)	**23.4**	mg/L	20.0	1.9	1		06/19/14 10:15		
Alkalinity, Carbonate (CaCO3)	ND	mg/L	20.0	1.9	1		06/19/14 10:15		
Alkalinity, Total as CaCO3	**23.4**	mg/L	20.0	1.9	1		06/19/14 10:15		
4500H+ pH, Electrometric	Analytical Method: SM 4500-H+B								
pH at 25 Degrees C	**5.3**	Std. Units	0.10	0.10	1		06/11/14 00:00		1e,H6
4500S2D Sulfide, Total	Analytical Method: SM 4500-S-2 D								
Sulfide, Total	ND	mg/L	0.050	0.0096	1		06/15/14 13:48	18496-25-8	
300.0 IC Anions 28 Days	Analytical Method: EPA 300.0								
Chloride	**265**	mg/L	20.0	1.2	20		06/22/14 11:08	16887-00-6	
Sulfate	**20.6**	mg/L	2.0	0.20	2		06/22/14 10:54	14808-79-8	
350.1 Ammonia	Analytical Method: EPA 350.1								
Nitrogen, Ammonia	ND	mg/L	0.10	0.014	1		06/23/14 16:08	7664-41-7	
353.2 Nitrogen, NO2/NO3 unpres	Analytical Method: EPA 353.2								
Nitrogen, Nitrate	**0.99**	mg/L	0.10	0.031	1		06/12/14 13:34		
Nitrogen, Nitrite	ND	mg/L	0.10	0.031	1		06/12/14 13:34		
Nitrogen, NO2 plus NO3	**0.99**	mg/L	0.10	0.013	1		06/12/14 13:34		
Total Carbon Dioxide Calc	Analytical Method: SM 4500-CO2 D								
Carbon Dioxide Calculation	**250**	mg/L			1		06/26/14 00:00		
5310C TOC	Analytical Method: SM 5310C								
Total Organic Carbon	**1.6**	mg/L	1.0	0.50	1		06/18/14 15:48	7440-44-0	
SM4500P-E, Total Phosphorus	Analytical Method: SM 4500-P E Preparation Method: SM4500-P B								
Phosphate as P04	ND	mg/L	0.030	0.015	1	06/19/14 12:48	06/19/14 14:19		

REPORT OF LABORATORY ANALYSIS

This report shall not be reproduced, except in full,
without the written consent of Pace Analytical Services, Inc..

Pace Analytical Services, Inc.
9608 Loiret Blvd.
Lenexa, KS 66219
(913)599-5665

ANALYTICAL RESULTS

Project: FORT SMITH, AR
Pace Project No.: 60171206

Sample: TRIP BLANK **Lab ID: 60171206003** Collected: 06/11/14 12:00 Received: 06/12/14 08:30 Matrix: Water

Parameters	Results	Units	Report Limit	MDL	DF	Prepared	Analyzed	CAS No.	Qual
8260 MSV	Analytical Method: EPA 5030B/8260								
Acetone	ND	ug/L	10.0	1.9	1		06/16/14 21:36	67-64-1	
Benzene	ND	ug/L	5.0	0.060	1		06/16/14 21:36	71-43-2	
Bromodichloromethane	ND	ug/L	5.0	0.19	1		06/16/14 21:36	75-27-4	
Bromoform	ND	ug/L	5.0	0.070	1		06/16/14 21:36	75-25-2	
Bromomethane	ND	ug/L	7.0	0.16	1		06/16/14 21:36	74-83-9	
2-Butanone (MEK)	ND	ug/L	10.0	0.59	1		06/16/14 21:36	78-93-3	
Carbon disulfide	ND	ug/L	10.0	0.12	1		06/16/14 21:36	75-15-0	
Carbon tetrachloride	ND	ug/L	5.0	0.18	1		06/16/14 21:36	56-23-5	
Chlorobenzene	ND	ug/L	5.0	0.21	1		06/16/14 21:36	108-90-7	
Chloroethane	ND	ug/L	10.0	0.15	1		06/16/14 21:36	75-00-3	
Chloroform	ND	ug/L	5.0	0.14	1		06/16/14 21:36	67-66-3	
Chloromethane	ND	ug/L	10.0	0.080	1		06/16/14 21:36	74-87-3	
Dibromochloromethane	ND	ug/L	5.0	0.21	1		06/16/14 21:36	124-48-1	
1,1-Dichloroethane	ND	ug/L	2.4	0.050	1		06/16/14 21:36	75-34-3	
1,2-Dichloroethane	ND	ug/L	5.0	0.12	1		06/16/14 21:36	107-06-2	
1,1-Dichloroethene	ND	ug/L	5.0	0.20	1		06/16/14 21:36	75-35-4	
cis-1,2-Dichloroethene	ND	ug/L	5.0	0.080	1		06/16/14 21:36	156-59-2	
trans-1,2-Dichloroethene	ND	ug/L	5.0	0.20	1		06/16/14 21:36	156-60-5	
1,2-Dichloropropane	ND	ug/L	5.0	0.16	1		06/16/14 21:36	78-87-5	
cis-1,3-Dichloropropene	ND	ug/L	1.0	0.14	1		06/16/14 21:36	10061-01-5	
trans-1,3-Dichloropropene	ND	ug/L	1.0	0.12	1		06/16/14 21:36	10061-02-6	
Ethylbenzene	ND	ug/L	5.0	0.18	1		06/16/14 21:36	100-41-4	
2-Hexanone	ND	ug/L	10.0	1.2	1		06/16/14 21:36	591-78-6	
Methylene chloride	**0.35J**	ug/L	5.0	0.15	1		06/16/14 21:36	75-09-2	B
4-Methyl-2-pentanone (MIBK)	ND	ug/L	10.0	0.42	1		06/16/14 21:36	108-10-1	
Styrene	ND	ug/L	5.0	0.12	1		06/16/14 21:36	100-42-5	
1,1,2,2-Tetrachloroethane	ND	ug/L	1.0	0.15	1		06/16/14 21:36	79-34-5	
Tetrachloroethene	ND	ug/L	5.0	0.10	1		06/16/14 21:36	127-18-4	
Toluene	ND	ug/L	5.0	0.17	1		06/16/14 21:36	108-88-3	
1,1,1-Trichloroethane	ND	ug/L	5.0	0.11	1		06/16/14 21:36	71-55-6	
1,1,2-Trichloroethane	ND	ug/L	5.0	0.20	1		06/16/14 21:36	79-00-5	
Trichloroethene	ND	ug/L	5.0	0.17	1		06/16/14 21:36	79-01-6	
Vinyl chloride	ND	ug/L	2.0	0.13	1		06/16/14 21:36	75-01-4	
Xylene (Total)	ND	ug/L	5.0	0.42	1		06/16/14 21:36	1330-20-7	
Surrogates									
4-Bromofluorobenzene (S)	104	%	80-120		1		06/16/14 21:36	460-00-4	
1,2-Dichloroethane-d4 (S)	102	%	80-120		1		06/16/14 21:36	17060-07-0	
Toluene-d8 (S)	98	%	80-120		1		06/16/14 21:36	2037-26-5	
Preservation pH	**1.0**		0.10	0.10	1		06/16/14 21:36		

REPORT OF LABORATORY ANALYSIS

This report shall not be reproduced, except in full,
without the written consent of Pace Analytical Services, Inc..

Pace Analytical Services, Inc.
9608 Loiret Blvd.
Lenexa, KS 66219
(913)599-5665

QUALITY CONTROL DATA

Project: FORT SMITH, AR
Pace Project No.: 60171206

QC Batch: GCSV/2667
QC Batch Method: EPA 8015 - Alcohol
Analysis Method: EPA 8015 - Alcohol
Analysis Description: Alcohol by Direct Inject GCFID
Associated Lab Samples: 60171206001, 60171206002

METHOD BLANK: 81974 Matrix: Water
Associated Lab Samples: 60171206001, 60171206002

Parameter	Units	Blank Result	Reporting Limit	Analyzed	Qualifiers
2-Chloroethanol	ug/L	ND	10000	06/20/14 14:08	

LABORATORY CONTROL SAMPLE: 81975

Parameter	Units	Spike Conc.	LCS Result	LCS % Rec	% Rec Limits	Qualifiers
2-Chloroethanol	ug/L	100000	107000	107	40-140	

MATRIX SPIKE & MATRIX SPIKE DUPLICATE: 81976 81977

Parameter	Units	60171206001 Result	MS Spike Conc.	MSD Spike Conc.	MS Result	MSD Result	MS % Rec	MSD % Rec	% Rec Limits	RPD	Max RPD	Qual
2-Chloroethanol	ug/L	ND	100000	100000	85600	84900	86	85	40-140	1	40	

Results presented on this page are in the units indicated by the "Units" column except where an alternate unit is presented to the right of the result.

REPORT OF LABORATORY ANALYSIS

This report shall not be reproduced, except in full,
without the written consent of Pace Analytical Services, Inc..

Pace Analytical Services, Inc.
9608 Loiret Blvd.
Lenexa, KS 66219
(913)599-5665

QUALITY CONTROL DATA

Project: FORT SMITH, AR
Pace Project No.: 60171206

QC Batch: MPRP/27700 Analysis Method: EPA 6010
QC Batch Method: EPA 3010 Analysis Description: 6010 MET
Associated Lab Samples: 60171206001, 60171206002

METHOD BLANK: 1396839 Matrix: Water
Associated Lab Samples: 60171206001, 60171206002

Parameter	Units	Blank Result	Reporting Limit	Analyzed	Qualifiers
Iron	ug/L	ND	50.0	06/20/14 12:02	
Manganese	ug/L	ND	5.0	06/20/14 12:02	

LABORATORY CONTROL SAMPLE: 1396840

Parameter	Units	Spike Conc.	LCS Result	LCS % Rec	% Rec Limits	Qualifiers
Iron	ug/L	10000	9740	97	80-120	
Manganese	ug/L	1000	915	91	80-120	

MATRIX SPIKE & MATRIX SPIKE DUPLICATE: 1396841 1396842

Parameter	Units	60170988002 Result	MS Spike Conc.	MSD Spike Conc.	MS Result	MSD Result	MS % Rec	MSD % Rec	% Rec Limits	RPD	Max RPD	Qual
Iron	ug/L	56.7	10000	10000	9610	9590	96	95	75-125	0	20	
Manganese	ug/L	70.2	1000	1000	968	967	90	90	75-125	0	20	

Results presented on this page are in the units indicated by the "Units" column except where an alternate unit is presented to the right of the result.

REPORT OF LABORATORY ANALYSIS

This report shall not be reproduced, except in full,
without the written consent of Pace Analytical Services, Inc..

Pace Analytical Services, Inc.
9608 Loiret Blvd.
Lenexa, KS 66219
(913)599-5665

QUALITY CONTROL DATA

Project: FORT SMITH, AR
Pace Project No.: 60171206

QC Batch: MSV/62333 Analysis Method: EPA 5030B/8260
QC Batch Method: EPA 5030B/8260 Analysis Description: 8260 MSV Water 10 mL Purge
Associated Lab Samples: 60171206001, 60171206002, 60171206003

METHOD BLANK: 1395140 Matrix: Water
Associated Lab Samples: 60171206001, 60171206002, 60171206003

Parameter	Units	Blank Result	Reporting Limit	Analyzed	Qualifiers
1,1,1-Trichloroethane	ug/L	ND	5.0	06/16/14 21:07	
1,1,2,2-Tetrachloroethane	ug/L	ND	1.0	06/16/14 21:07	
1,1,2-Trichloroethane	ug/L	ND	5.0	06/16/14 21:07	
1,1-Dichloroethane	ug/L	ND	2.4	06/16/14 21:07	
1,1-Dichloroethene	ug/L	ND	5.0	06/16/14 21:07	
1,2-Dichloroethane	ug/L	ND	5.0	06/16/14 21:07	
1,2-Dichloropropane	ug/L	ND	5.0	06/16/14 21:07	
2-Butanone (MEK)	ug/L	ND	10.0	06/16/14 21:07	
2-Hexanone	ug/L	ND	10.0	06/16/14 21:07	
4-Methyl-2-pentanone (MIBK)	ug/L	ND	10.0	06/16/14 21:07	
Acetone	ug/L	ND	10.0	06/16/14 21:07	
Benzene	ug/L	ND	5.0	06/16/14 21:07	
Bromodichloromethane	ug/L	ND	5.0	06/16/14 21:07	
Bromoform	ug/L	ND	5.0	06/16/14 21:07	
Bromomethane	ug/L	ND	7.0	06/16/14 21:07	
Carbon disulfide	ug/L	ND	10.0	06/16/14 21:07	
Carbon tetrachloride	ug/L	ND	5.0	06/16/14 21:07	
Chlorobenzene	ug/L	ND	5.0	06/16/14 21:07	
Chloroethane	ug/L	ND	10.0	06/16/14 21:07	
Chloroform	ug/L	ND	5.0	06/16/14 21:07	
Chloromethane	ug/L	ND	10.0	06/16/14 21:07	
cis-1,2-Dichloroethene	ug/L	ND	5.0	06/16/14 21:07	
cis-1,3-Dichloropropene	ug/L	ND	1.0	06/16/14 21:07	
Dibromochloromethane	ug/L	ND	5.0	06/16/14 21:07	
Ethylbenzene	ug/L	ND	5.0	06/16/14 21:07	
Methylene chloride	ug/L	0.45J	5.0	06/16/14 21:07	
Styrene	ug/L	ND	5.0	06/16/14 21:07	
Tetrachloroethene	ug/L	ND	5.0	06/16/14 21:07	
Toluene	ug/L	ND	5.0	06/16/14 21:07	
trans-1,2-Dichloroethene	ug/L	ND	5.0	06/16/14 21:07	
trans-1,3-Dichloropropene	ug/L	ND	1.0	06/16/14 21:07	
Trichloroethene	ug/L	ND	5.0	06/16/14 21:07	
Vinyl chloride	ug/L	ND	2.0	06/16/14 21:07	
Xylene (Total)	ug/L	ND	5.0	06/16/14 21:07	
1,2-Dichloroethane-d4 (S)	%	100	80-120	06/16/14 21:07	
4-Bromofluorobenzene (S)	%	99	80-120	06/16/14 21:07	
Toluene-d8 (S)	%	97	80-120	06/16/14 21:07	

Results presented on this page are in the units indicated by the "Units" column except where an alternate unit is presented to the right of the result.

REPORT OF LABORATORY ANALYSIS

This report shall not be reproduced, except in full,
without the written consent of Pace Analytical Services, Inc..

Pace Analytical Services, Inc.
9608 Loiret Blvd.
Lenexa, KS 66219
(913)599-5665

QUALITY CONTROL DATA

Project: FORT SMITH, AR
Pace Project No.: 60171206

LABORATORY CONTROL SAMPLE: 1395141

Parameter	Units	Spike Conc.	LCS Result	LCS % Rec	% Rec Limits	Qualifiers
1,1,1-Trichloroethane	ug/L	20	22.4	112	80-121	
1,1,2,2-Tetrachloroethane	ug/L	20	19.6	98	73-124	
1,1,2-Trichloroethane	ug/L	20	20.6	103	80-120	
1,1-Dichloroethane	ug/L	20	21.5	107	77-120	
1,1-Dichloroethene	ug/L	20	21.1	105	78-126	
1,2-Dichloroethane	ug/L	20	21.2	106	77-123	
1,2-Dichloropropane	ug/L	20	22.4	112	80-121	
2-Butanone (MEK)	ug/L	100	106	106	52-145	
2-Hexanone	ug/L	100	99.1	99	57-139	
4-Methyl-2-pentanone (MIBK)	ug/L	100	111	111	71-131	
Acetone	ug/L	100	103	103	32-155	
Benzene	ug/L	20	21.9	110	80-120	
Bromodichloromethane	ug/L	20	21.6	108	80-120	
Bromoform	ug/L	20	20.9	105	73-124	
Bromomethane	ug/L	20	24.6	123	31-144	
Carbon disulfide	ug/L	20	24.6	123	65-125	
Carbon tetrachloride	ug/L	20	22.0	110	78-128	
Chlorobenzene	ug/L	20	20.8	104	80-120	
Chloroethane	ug/L	20	19.4	97	55-137	
Chloroform	ug/L	20	21.1	105	79-120	
Chloromethane	ug/L	20	18.4	92	22-138	
cis-1,2-Dichloroethene	ug/L	20	23.2	116	80-120	
cis-1,3-Dichloropropene	ug/L	20	21.5	108	80-120	
Dibromochloromethane	ug/L	20	19.3	97	80-120	
Ethylbenzene	ug/L	20	21.0	105	80-121	
Methylene chloride	ug/L	20	19.9	99	73-126	
Styrene	ug/L	20	21.7	108	80-120	
Tetrachloroethene	ug/L	20	19.9	99	80-121	
Toluene	ug/L	20	20.3	102	80-122	
trans-1,2-Dichloroethene	ug/L	20	20.2	101	79-121	
trans-1,3-Dichloropropene	ug/L	20	18.4	92	80-127	
Trichloroethene	ug/L	20	21.6	108	80-120	
Vinyl chloride	ug/L	20	20.0	100	59-120	
Xylene (Total)	ug/L	60	63.2	105	80-121	
1,2-Dichloroethane-d4 (S)	%			103	80-120	
4-Bromofluorobenzene (S)	%			97	80-120	
Toluene-d8 (S)	%			96	80-120	

Results presented on this page are in the units indicated by the "Units" column except where an alternate unit is presented to the right of the result.

REPORT OF LABORATORY ANALYSIS

This report shall not be reproduced, except in full,
without the written consent of Pace Analytical Services, Inc..

Pace Analytical Services, Inc.
9608 Loiret Blvd.
Lenexa, KS 66219
(913)599-5665

QUALITY CONTROL DATA

Project: FORT SMITH, AR
Pace Project No.: 60171206

QC Batch: WET/48546 Analysis Method: SM 2320B
QC Batch Method: SM 2320B Analysis Description: 2320B Alkalinity
Associated Lab Samples: 60171206001, 60171206002

METHOD BLANK: 1396533 Matrix: Water
Associated Lab Samples: 60171206001, 60171206002

Parameter	Units	Blank Result	Reporting Limit	Analyzed	Qualifiers
Alkalinity, Carbonate (CaCO3)	mg/L	ND	20.0	06/19/14 08:54	
Alkalinity, Total as CaCO3	mg/L	ND	20.0	06/19/14 08:54	
Alkalinity,Bicarbonate (CaCO3)	mg/L	ND	20.0	06/19/14 08:54	

LABORATORY CONTROL SAMPLE: 1396534

Parameter	Units	Spike Conc.	LCS Result	LCS % Rec	% Rec Limits	Qualifiers
Alkalinity, Total as CaCO3	mg/L	500	490	98	90-110	

SAMPLE DUPLICATE: 1396535

Parameter	Units	60171212007 Result	Dup Result	RPD	Max RPD	Qualifiers
Alkalinity, Carbonate (CaCO3)	mg/L	ND	ND		10	
Alkalinity, Total as CaCO3	mg/L	154	153	1	10	
Alkalinity,Bicarbonate (CaCO3)	mg/L	154	153	1	10	

SAMPLE DUPLICATE: 1396536

Parameter	Units	60171089010 Result	Dup Result	RPD	Max RPD	Qualifiers
Alkalinity, Carbonate (CaCO3)	mg/L	ND	ND		10	
Alkalinity, Total as CaCO3	mg/L	147	152	3	10	
Alkalinity,Bicarbonate (CaCO3)	mg/L	147	152	3	10	

Results presented on this page are in the units indicated by the "Units" column except where an alternate unit is presented to the right of the result.

REPORT OF LABORATORY ANALYSIS

This report shall not be reproduced, except in full,
without the written consent of Pace Analytical Services, Inc..

Pace Analytical Services, Inc.
9608 Loiret Blvd.
Lenexa, KS 66219
(913)599-5665

QUALITY CONTROL DATA

Project: FORT SMITH, AR
Pace Project No.: 60171206

QC Batch: WET/48462 Analysis Method: SM 4500-S-2 D
QC Batch Method: SM 4500-S-2 D Analysis Description: 4500S2D Sulfide, Total
Associated Lab Samples: 60171206001, 60171206002

METHOD BLANK: 1394874 Matrix: Water
Associated Lab Samples: 60171206001, 60171206002

Parameter	Units	Blank Result	Reporting Limit	Analyzed	Qualifiers
Sulfide, Total	mg/L	ND	0.050	06/15/14 13:46	

LABORATORY CONTROL SAMPLE: 1394875

Parameter	Units	Spike Conc.	LCS Result	LCS % Rec	% Rec Limits	Qualifiers
Sulfide, Total	mg/L	.5	0.52	103	80-120	

MATRIX SPIKE SAMPLE: 1394876

Parameter	Units	60170979001 Result	Spike Conc.	MS Result	MS % Rec	% Rec Limits	Qualifiers
Sulfide, Total	mg/L	ND	25	9.8	39	75-125	M1

SAMPLE DUPLICATE: 1394877

Parameter	Units	60170979002 Result	Dup Result	RPD	Max RPD	Qualifiers
Sulfide, Total	mg/L	ND	ND		20	

Results presented on this page are in the units indicated by the "Units" column except where an alternate unit is presented to the right of the result.

REPORT OF LABORATORY ANALYSIS

This report shall not be reproduced, except in full,
without the written consent of Pace Analytical Services, Inc..

Pace Analytical Services, Inc.
9608 Loiret Blvd.
Lenexa, KS 66219
(913)599-5665

QUALITY CONTROL DATA

Project: FORT SMITH, AR
Pace Project No.: 60171206

QC Batch: WETA/29930 Analysis Method: EPA 300.0
QC Batch Method: EPA 300.0 Analysis Description: 300.0 IC Anions
Associated Lab Samples: 60171206001, 60171206002

METHOD BLANK: 1398408 Matrix: Water
Associated Lab Samples: 60171206001

Parameter	Units	Blank Result	Reporting Limit	Analyzed	Qualifiers
Chloride	mg/L	ND	1.0	06/21/14 13:19	

METHOD BLANK: 1398924 Matrix: Water
Associated Lab Samples: 60171206001, 60171206002

Parameter	Units	Blank Result	Reporting Limit	Analyzed	Qualifiers
Chloride	mg/L	ND	1.0	06/22/14 10:11	
Sulfate	mg/L	ND	1.0	06/22/14 10:11	

LABORATORY CONTROL SAMPLE: 1398409

Parameter	Units	Spike Conc.	LCS Result	LCS % Rec	% Rec Limits	Qualifiers
Chloride	mg/L	5	4.9	98	90-110	

LABORATORY CONTROL SAMPLE: 1398925

Parameter	Units	Spike Conc.	LCS Result	LCS % Rec	% Rec Limits	Qualifiers
Chloride	mg/L	5	4.9	99	90-110	
Sulfate	mg/L	5	5.3	106	90-110	

MATRIX SPIKE & MATRIX SPIKE DUPLICATE: 1398410 1398411

Parameter	Units	60170973001 Result	MS Spike Conc.	MSD Spike Conc.	MS Result	MSD Result	MS % Rec	MSD % Rec	% Rec Limits	RPD	Max RPD	Qual
Chloride	mg/L	268	100	100	362	360	94	92	80-120	1	15	
Sulfate	mg/L	283	100	100	377	374	93	91	80-120	1	15	

MATRIX SPIKE SAMPLE: 1398412

Parameter	Units	60170973002 Result	Spike Conc.	MS Result	MS % Rec	% Rec Limits	Qualifiers
Chloride	mg/L	247	100	351	104	80-120	
Sulfate	mg/L	234	100	336	101	80-120	

Results presented on this page are in the units indicated by the "Units" column except where an alternate unit is presented to the right of the result.

REPORT OF LABORATORY ANALYSIS

This report shall not be reproduced, except in full,
without the written consent of Pace Analytical Services, Inc..

Pace Analytical Services, Inc.
9608 Loiret Blvd.
Lenexa, KS 66219
(913)599-5665

QUALITY CONTROL DATA

Project: FORT SMITH, AR
Pace Project No.: 60171206

QC Batch: WETA/29941
QC Batch Method: EPA 350.1
Analysis Method: EPA 350.1
Analysis Description: 350.1 Ammonia
Associated Lab Samples: 60171206001, 60171206002

METHOD BLANK: 1399111
Matrix: Water
Associated Lab Samples: 60171206001, 60171206002

Parameter	Units	Blank Result	Reporting Limit	Analyzed	Qualifiers
Nitrogen, Ammonia	mg/L	ND	0.10	06/23/14 15:44	

LABORATORY CONTROL SAMPLE: 1399112

Parameter	Units	Spike Conc.	LCS Result	LCS % Rec	% Rec Limits	Qualifiers
Nitrogen, Ammonia	mg/L	2	2.0	101	90-110	

MATRIX SPIKE SAMPLE: 1399113

Parameter	Units	60171171002 Result	Spike Conc.	MS Result	MS % Rec	% Rec Limits	Qualifiers
Nitrogen, Ammonia	mg/L	6.9	10	15.8	89	90-110	M1

MATRIX SPIKE SAMPLE: 1399114

Parameter	Units	60171173002 Result	Spike Conc.	MS Result	MS % Rec	% Rec Limits	Qualifiers
Nitrogen, Ammonia	mg/L	ND	2	1.8	92	90-110	

SAMPLE DUPLICATE: 1399115

Parameter	Units	60171194001 Result	Dup Result	RPD	Max RPD	Qualifiers
Nitrogen, Ammonia	mg/L	1.2	1.2	0	18	

Results presented on this page are in the units indicated by the "Units" column except where an alternate unit is presented to the right of the result.

REPORT OF LABORATORY ANALYSIS

This report shall not be reproduced, except in full,
without the written consent of Pace Analytical Services, Inc..

Pace Analytical Services, Inc.
9608 Loiret Blvd.
Lenexa, KS 66219
(913)599-5665

QUALITY CONTROL DATA

Project: FORT SMITH, AR
Pace Project No.: 60171206

QC Batch: WETA/29825
QC Batch Method: EPA 353.2
Analysis Method: EPA 353.2
Analysis Description: 353.2 Nitrate + Nitrite, Unpres.
Associated Lab Samples: 60171206001, 60171206002

METHOD BLANK: 1393118 Matrix: Water
Associated Lab Samples: 60171206001, 60171206002

Parameter	Units	Blank Result	Reporting Limit	Analyzed	Qualifiers
Nitrogen, Nitrate	mg/L	ND	0.10	06/12/14 13:25	
Nitrogen, Nitrite	mg/L	ND	0.10	06/12/14 13:25	
Nitrogen, NO2 plus NO3	mg/L	ND	0.10	06/12/14 13:25	

LABORATORY CONTROL SAMPLE: 1393119

Parameter	Units	Spike Conc.	LCS Result	LCS % Rec	% Rec Limits	Qualifiers
Nitrogen, Nitrate	mg/L	1.6	1.7	106	85-115	
Nitrogen, Nitrite	mg/L	.4	0.41	103	90-110	
Nitrogen, NO2 plus NO3	mg/L	2	2.1	105	90-110	

MATRIX SPIKE SAMPLE: 1393120

Parameter	Units	60171175001 Result	Spike Conc.	MS Result	MS % Rec	% Rec Limits	Qualifiers
Nitrogen, Nitrate	mg/L	0.87	1.6	2.4	98	85-115	
Nitrogen, Nitrite	mg/L	ND	.4	0.46	113	90-110	M1
Nitrogen, NO2 plus NO3	mg/L	0.88	2	2.9	101	90-110	

MATRIX SPIKE SAMPLE: 1393121

Parameter	Units	60171179001 Result	Spike Conc.	MS Result	MS % Rec	% Rec Limits	Qualifiers
Nitrogen, Nitrate	mg/L	0.49	1.6	2.0	97	85-115	
Nitrogen, Nitrite	mg/L	ND	.4	0.45	109	90-110	
Nitrogen, NO2 plus NO3	mg/L	0.50	2	2.5	99	90-110	

SAMPLE DUPLICATE: 1393122

Parameter	Units	60171214002 Result	Dup Result	RPD	Max RPD	Qualifiers
Nitrogen, Nitrate	mg/L	ND	ND		20	
Nitrogen, Nitrite	mg/L	ND	ND		20	
Nitrogen, NO2 plus NO3	mg/L	ND	ND		20	

Results presented on this page are in the units indicated by the "Units" column except where an alternate unit is presented to the right of the result.

REPORT OF LABORATORY ANALYSIS

This report shall not be reproduced, except in full,
without the written consent of Pace Analytical Services, Inc..

Pace Analytical Services, Inc.
9608 Loiret Blvd.
Lenexa, KS 66219
(913)599-5665

QUALITY CONTROL DATA

Project: FORT SMITH, AR
Pace Project No.: 60171206

QC Batch: WETA/29866
QC Batch Method: SM 5310C
Analysis Method: SM 5310C
Analysis Description: 5310C Total Organic Carbon
Associated Lab Samples: 60171206001, 60171206002

METHOD BLANK: 1396011 Matrix: Water
Associated Lab Samples: 60171206001, 60171206002

Parameter	Units	Blank Result	Reporting Limit	Analyzed	Qualifiers
Total Organic Carbon	mg/L	ND	1.0	06/18/14 09:00	

LABORATORY CONTROL SAMPLE: 1396012

Parameter	Units	Spike Conc.	LCS Result	LCS % Rec	% Rec Limits	Qualifiers
Total Organic Carbon	mg/L	5	4.7	93	80-120	

MATRIX SPIKE SAMPLE: 1396013

Parameter	Units	60170729012 Result	Spike Conc.	MS Result	MS % Rec	% Rec Limits	Qualifiers
Total Organic Carbon	mg/L	ND	5	5.4	99	80-120	

SAMPLE DUPLICATE: 1396014

Parameter	Units	60170498002 Result	Dup Result	RPD	Max RPD	Qualifiers
Total Organic Carbon	mg/L	25.2	23.6	7	25	

Results presented on this page are in the units indicated by the "Units" column except where an alternate unit is presented to the right of the result.

REPORT OF LABORATORY ANALYSIS

This report shall not be reproduced, except in full,
without the written consent of Pace Analytical Services, Inc..

Pace Analytical Services, Inc.
9608 Loiret Blvd.
Lenexa, KS 66219
(913)599-5665

QUALITY CONTROL DATA

Project: FORT SMITH, AR
Pace Project No.: 60171206

QC Batch: WETA/5208
QC Batch Method: SM4500-P B
Analysis Method: SM 4500-P E
Analysis Description: SM4500P-E, Total Phosphorus
Associated Lab Samples: 60171206001, 60171206002

METHOD BLANK: 81765 Matrix: Water
Associated Lab Samples: 60171206001, 60171206002

Parameter	Units	Blank Result	Reporting Limit	Analyzed	Qualifiers
Phosphate as P04	mg/L	ND	0.030	06/19/14 14:18	

LABORATORY CONTROL SAMPLE: 81766

Parameter	Units	Spike Conc.	LCS Result	LCS % Rec	% Rec Limits	Qualifiers
Phosphate as P04	mg/L	1.5	1.4	93	80-120	

MATRIX SPIKE & MATRIX SPIKE DUPLICATE: 81767 81768

Parameter	Units	7516119001 Result	MS Spike Conc.	MSD Spike Conc.	MS Result	MSD Result	MS % Rec	MSD % Rec	% Rec Limits	RPD	Max RPD	Qual
Phosphate as P04	mg/L	1.4	1.5	1.5	2.7	2.6	87	82	80-120	3	20	

Results presented on this page are in the units indicated by the "Units" column except where an alternate unit is presented to the right of the result.

REPORT OF LABORATORY ANALYSIS

This report shall not be reproduced, except in full,
without the written consent of Pace Analytical Services, Inc..

Pace Analytical Services, Inc.
9608 Loiret Blvd.
Lenexa, KS 66219
(913)599-5665

QUALIFIERS

Project: FORT SMITH, AR
Pace Project No.: 60171206

DEFINITIONS

DF - Dilution Factor, if reported, represents the factor applied to the reported data due to changes in sample preparation, dilution of the sample aliquot, or moisture content.

ND - Not Detected at or above adjusted reporting limit.

J - Estimated concentration above the adjusted method detection limit and below the adjusted reporting limit.

MDL - Adjusted Method Detection Limit.

PQL - Practical Quantitation Limit.

RL - Reporting Limit.

S - Surrogate

1,2-Diphenylhydrazine (8270 listed analyte) decomposes to Azobenzene.

Consistent with EPA guidelines, unrounded data are displayed and have been used to calculate % recovery and RPD values.

LCS(D) - Laboratory Control Sample (Duplicate)

MS(D) - Matrix Spike (Duplicate)

DUP - Sample Duplicate

RPD - Relative Percent Difference

NC - Not Calculable.

SG - Silica Gel - Clean-Up

U - Indicates the compound was analyzed for, but not detected.

N-Nitrosodiphenylamine decomposes and cannot be separated from Diphenylamine using Method 8270. The result reported for each analyte is a combined concentration.

LOD - Limit of Detection.

LOQ - Limit of Quantitation.

Pace Analytical is TNI accredited. Contact your Pace PM for the current list of accredited analytes.

TNI - The NELAC Institute.

LABORATORIES

PASI-D	Pace Analytical Services - Dallas
PASI-K	Pace Analytical Services - Kansas City

BATCH QUALIFIERS

Batch: MSV/62333

[M5]	A matrix spike/matrix spike duplicate was not performed for this batch due to insufficient sample volume.

ANALYTE QUALIFIERS

1e	Field pH
B	Analyte was detected in the associated method blank.
H6	Analysis initiated outside of the 15 minute EPA recommended holding time.
M1	Matrix spike recovery exceeded QC limits. Batch accepted based on laboratory control sample (LCS) recovery.

This report shall not be reproduced, except in full,
without the written consent of Pace Analytical Services, Inc..

Pace Analytical Services, Inc.
9608 Loiret Blvd.
Lenexa, KS 66219
(913)599-5665

QUALITY CONTROL DATA CROSS REFERENCE TABLE

Project: FORT SMITH, AR
Pace Project No.: 60171206

Lab ID	Sample ID	QC Batch Method	QC Batch	Analytical Method	Analytical Batch
60171206001	**MW-56-201405**	EPA 8015 - Alcohol	GCSV/2667		
60171206002	**MW-57-201405**	EPA 8015 - Alcohol	GCSV/2667		
60171206001	**MW-56-201405**	EPA 3010	MPRP/27700	EPA 6010	ICP/20953
60171206002	**MW-57-201405**	EPA 3010	MPRP/27700	EPA 6010	ICP/20953
60171206001	**MW-56-201405**	EPA 5030B/8260	MSV/62333		
60171206002	**MW-57-201405**	EPA 5030B/8260	MSV/62333		
60171206003	**TRIP BLANK**	EPA 5030B/8260	MSV/62333		
60171206001	**MW-56-201405**	SM 2320B	WET/48546		
60171206002	**MW-57-201405**	SM 2320B	WET/48546		
60171206001	**MW-56-201405**	SM 4500-H+B	WET/48718		
60171206002	**MW-57-201405**	SM 4500-H+B	WET/48718		
60171206001	**MW-56-201405**	SM 4500-S-2 D	WET/48462		
60171206002	**MW-57-201405**	SM 4500-S-2 D	WET/48462		
60171206001	**MW-56-201405**	EPA 300.0	WETA/29930		
60171206002	**MW-57-201405**	EPA 300.0	WETA/29930		
60171206001	**MW-56-201405**	EPA 350.1	WETA/29941		
60171206002	**MW-57-201405**	EPA 350.1	WETA/29941		
60171206001	**MW-56-201405**	EPA 353.2	WETA/29825		
60171206002	**MW-57-201405**	EPA 353.2	WETA/29825		
60171206001	**MW-56-201405**	SM 4500-CO2 D	WETA/30016		
60171206002	**MW-57-201405**	SM 4500-CO2 D	WETA/30016		
60171206001	**MW-56-201405**	SM 5310C	WETA/29866		
60171206002	**MW-57-201405**	SM 5310C	WETA/29866		
60171206001	**MW-56-201405**	SM4500-P B	WETA/5208	SM 4500-P E	WETA/5209
60171206002	**MW-57-201405**	SM4500-P B	WETA/5208	SM 4500-P E	WETA/5209

This report shall not be reproduced, except in full,
without the written consent of Pace Analytical Services, Inc..

Pace Analytical
www.pacelabs.com

Sample Condition Upon Receipt

WO# : 60171206

60171206

Client Name: Environ

Optional
Proj Due Date:
Proj Name:

Courier: Fed Ex ☑ UPS ☐ USPS ☐ Client ☐ Commercial ☐ Pace ☐ Other ☐

Tracking #: 5689 1283 9434 Pace Shipping Label Used? Yes ☐ No ☒

Custody Seal on Cooler/Box Present: Yes ☒ No ☐ Seals intact: Yes ☒ No ☐

Packing Material: Bubble Wrap ☒ Bubble Bags ☐ Foam ☐ None ☐ Other ☐

Thermometer Used: T-239 / T-194 **Type of Ice:** (Wet) Blue None ☐ Samples received on ice, cooling process has begun.
(circle one)

Cooler Temperature: 5.4

Temperature should be above freezing to 6°C

Date and initials of person examining contents: JMS 6/12/14 940

Chain of Custody present:	☑Yes ☐No ☐N/A	1.
Chain of Custody filled out:	☑Yes ☐No ☐N/A	2.
Chain of Custody relinquished:	☑Yes ☐No ☐N/A	3.
Sampler name & signature on COC:	☑Yes ☐No ☐N/A	4.
Samples arrived within holding time:	☑Yes ☐No ☐N/A	5.
Short Hold Time analyses (<72hr):	☑Yes ☐No ☐N/A	6. NO_2NO_3
Rush Turn Around Time requested:	☐Yes ☒No ☐N/A	7.
Sufficient volume:	☑Yes ☐No ☐N/A	8.
Correct containers used:	☑Yes ☐No ☐N/A	
Pace containers used:	☑Yes ☐No ☐N/A	9.
Containers intact:	☑Yes ☐No ☐N/A	10.
Unpreserved 5035A soils frozen w/in 48hrs?	☐Yes ☐No ☑N/A	11.
Filtered volume received for dissolved tests?	☐Yes ☐No ☑N/A	12.
Sample labels match COC:	☑Yes ☐No ☐N/A	
Includes date/time/ID/analyses Matrix: water		13.
All containers needing preservation have been checked.	☐Yes ☐No ☑N/A	
All containers needing preservation are found to be in compliance with EPA recommendation.	☐Yes ☐No ☑N/A	14.
Exceptions: VOA, coliform, TOC, O&G, WI-DRO (water), Phenolics	☑Yes ☐No	Initial when completed MA / Lot # of added preservative
Trip Blank present:	☑Yes ☐No ☐N/A	
Pace Trip Blank lot # (if purchased): Covered		15.
Headspace in VOA vials (>6mm):	☐Yes ☒No ☐N/A	16.
Project sampled in USDA Regulated Area:	☐Yes ☐No ☑N/A	17. List State:

Client Notification/ Resolution: Copy COC to Client? Y / N Field Data Required? Y / N

Person Contacted: _____ Date/Time: _____

Comments/ Resolution: _____

Project Manager Review: SRG for MJW Date: 6.12.14

Pace Analytical
www.pacelabs.com

CHAIN-OF-CUSTODY / Analytical Request Document

The Chain-of-Custody is a LEGAL DOCUMENT. All relevant fields must be completed accurately.

Page: 1 of 1

Section A Required Client Information:		Section B Required Project Information:		Section C Invoice Information: VS	
Company:	Environ	Report To:	Wendy Stonestreet	Attention:	~~Wed~~ Wendy Stonestreet
Address:	7500 College Blvd., Ste. 925	Copy To:	Tamara Gleason	Company Name:	
	Overland Park, KS 66210		tgleason@environcorp.com	Address:	
Email To:	wstonestreet@environcorp.com	Purchase Order No.:		Pace Quote Reference:	
Phone:	913-553-5926 Fax:	Project Name:	Fort Smith, AR	Pace Project Manager:	MJ Walls
Requested Due Date/TAT:		Project Number:		Pace Profile #:	7444, line 1

REGULATORY AGENCY

☐ NPDES ☐ GROUND WATER ☐ DRINKING WATER
☐ UST ☐ RCRA ☐ OTHER _____

Site Location STATE: AR

Section D Required Client Information

Valid Matrix Codes

MATRIX	CODE
DRINKING WATER	DW
WATER	WT
WASTE WATER	WW
PRODUCT	P
SOIL/SOLID	SL
OIL	OL
WIPE	WP
AIR	AR
OTHER	OT
TISSUE	TS

SAMPLE ID (A-Z, 0-9 / ,-) Sample IDs MUST BE UNIQUE

Requested Analysis Filtered (Y/N)

ITEM #	SAMPLE ID	MATRIX CODE (see valid codes to left)	SAMPLE TYPE (G=GRAB C=COMP)	COLLECTED COMPOSITE START DATE	COLLECTED COMPOSITE START TIME	COLLECTED COMPOSITE END/GRAB DATE	COLLECTED COMPOSITE END/GRAB TIME	SAMPLE TEMP AT COLLECTION	# OF CONTAINERS	Preservatives: Unpreserved	H_2SO_4	HNO_3	HCl	NaOH + Zn Acetate	$Na_2S_2O_3$	Methanol	Other	Analysis Test (Y/N)	8260 client specific list	Alkalinity/Cl/SO_4	Sulfide by SM4500S-2E	Metals - Mn, Fe	TOC by SM5310C/A	Phosphate, total	2-Chloroethanol	Nitrate + Nitrite				Residual Chlorine (Y/N)	Pace Project No./ Lab I.D.
1	MW-56-20K105	WT	G			6/11/14	1336		5	X	X	X	X	X					X	X	X	X	X	X	X	X	3(DE9H)	3(DE9H)	1(PE35)	1(BB3N)	1(BB5)	1(BB32)	1(BB3N)	
2	MW-57-20K105	WT	G			6/11/14	1221		5	X	X	X	X	X					X	X	X	X	X	X	X	X							
3	Trip Blank	WT	G			6/11/14	1200		2				X						X												2(DE9H)	
4																															
5																															
6																															
7																															
8																															
9																															
10																															
11																															
12																															

ADDITIONAL COMMENTS	RELINQUISHED BY / AFFILIATION	DATE	TIME	ACCEPTED BY / AFFILIATION	DATE	TIME	SAMPLE CONDITIONS: Temp in °C	Received on Ice (Y/N)	Custody Sealed Cooler (Y/N)	Samples Intact (Y/N)
	Victoria Siegler / ENVIRON	6/11/14	1500	[signature]	6/12/14	830	5.4	Y	Y	Y

SAMPLER NAME AND SIGNATURE

PRINT Name of SAMPLER: Victoria Siegler

SIGNATURE of SAMPLER: Victoria Siegler DATE Signed (MM/DD/YY): 6/11/14

*Important Note: By signing this form you are accepting Pace's NET 30 day payment terms and agreeing to late charges of 1.5% per month for any invoices not paid within 30 days.

F-ALL-Q-020rev.07, 15-Feb-2007

Appendix C
Data Validation Report

DATA VALIDATION REVIEW
2nd Quarter Groundwater Monitoring Event
Whirlpool Corporation
Fort Smith, Arkansas

Laboratory Sample Delivery Groups (SDGs): 60169057, 60169189, 60169284, 60169379 and 60171206

Laboratory: PACE Analytical, Lenexa, Kansas

Reviewer: Wendy Stonestreet **Date Reviewed: June 12, 2014**

This data validation report has been prepared by ENVIRON International Corporation (ENVIRON) to assess the validity and usability of laboratory analytical data generated from samples collected during the 1st quarter groundwater sampling event at the Whirlpool Corporation, Fort Smith, Arkansas Site (the "site") from May 12, 2014 to May 15, 2014 and on June 11, 2014.

The analytical data were evaluated for quality assurance and quality control (QA/QC) based on the following document: *USEPA Contract Laboratory Program National Functional Guidelines for Superfund Organic Methods Data Review* (June 2008). Analytical services for volatile organic compounds (VOC) analysis of 78 aqueous samples was provided by PACE Analytical of Lenexa, Kansas.

This report summarizes the QA/QC evaluation of the data according to precision, accuracy, representativeness, completeness and comparability relative to the project data quality objectives. This report provides a quantitative and qualitative assessment of the data and identifies potential sources of error, uncertainty, and bias that may affect the overall usability of the data.

Fifty-five (55) ground water samples, six (6) blind ground water field duplicates, three (3) matrix spike/matrix spike duplicate (MS/MSD), six (6) equipment rinsate blanks and fourteen (14) trip blanks were submitted to the laboratory for VOC analysis. The following table lists the sample identifications by SDG.

Field ID	Sample Type	Lab ID	Matrix	Analyses
				VOCs
SDG: 60169057				
MW-22-201405	SA	60169057001	Aqueous	X
MW-58-201405	SA	60169057002	Aqueous	X
MW-40-201405	SA	60169057003	Aqueous	X
MW-26-201405	SA	60169057004	Aqueous	X
ITMW-20-201405	SA	60169057005	Aqueous	X
IW-72-201405	SA	60169057006	Aqueous	X
Trip Blank 1	TB	60169057007	Aqueous	X
Trip Blank 2	TB	60169057008	Aqueous	X
SDG: 60169189				
MW-31-201405	SA	60169189001	Aqueous	X
ITMW-16-201405	SA	60169189002	Aqueous	X
MW-27-201405	SA	60169189003	Aqueous	X
MW-36-201405	SA	60169189004	Aqueous	X
ITMW-2-201405	SA	60169189005	Aqueous	X
IW-80-201405	SA	60169189006	Aqueous	X

Field ID	Sample Type	Lab ID	Matrix	Analyses
				VOCs
MW-32-201405	SA	60169189007	Aqueous	X
MW-34-201405	SA/MS/MSD	60169189008	Aqueous	X
MW-39-201405	SA	60169189009	Aqueous	X
MW-50-201405	SA	60169189010	Aqueous	X
MW-60-201405	SA	60169189011	Aqueous	X
MW-61-201405	SA	60169189012	Aqueous	X
MW-66-201405	SA	60169189013	Aqueous	X
MW-67-201405	SA	60169189014	Aqueous	X
MW-71-201405	SA	60169189015	Aqueous	X
RW-69-201405	SA/MS/MSD	60169189016	Aqueous	X
ITMW-1-201405	SA	60169189017	Aqueous	X
MW-28-201405	SA	60169189018	Aqueous	X
ITMW-4-201405	SA	60169189019	Aqueous	X
MW-29-201405	SA	60169189020	Aqueous	X
ITMW-6-201405	SA	60169189021	Aqueous	X
MW-35R-201405	SA	60169189022	Aqueous	X
Trip Blank 1	TB	60169189023	Aqueous	X
Trip Blank 2	TB	60169189024	Aqueous	X
Trip Blank 3	TB	60169189025	Aqueous	X
Trip Blank 4	TB	60169189026	Aqueous	X
SDG: 60169284				
ITMW-7-201405	SA	60169284001	Aqueous	X
ITMW-9-201405	SA	60169284002	Aqueous	X
ITMW-10-201405	SA	60169284003	Aqueous	X
ITMW-13-201405	SA	60169284004	Aqueous	X
IW-73-201405	SA	60169284005	Aqueous	X
IW-74-201405	SA	60169284006	Aqueous	X
IW-76-201405	SA	60169284007	Aqueous	X
IW-77-201405	SA	60169284008	Aqueous	X
MW-33-201405	SA	60169284009	Aqueous	X
MW-38-201405	SA	60169284010	Aqueous	X
MW-46R-201405	SA	60169284011	Aqueous	X
MW-62-201405	SA	60169284012	Aqueous	X
MW-63-201405	SA	60169284013	Aqueous	X
MW-65-201405	SA	60169284014	Aqueous	X
MW-68-201405	SA	60169284015	Aqueous	X
ITMW-21-201405	SA	60169284016	Aqueous	X
ITMW-14-201405	SA	60169284017	Aqueous	X
ITMW-15-201405	SA	60169284018	Aqueous	X
ITMW-12-201405	SA	60169284019	Aqueous	X
MW-41-201405	SA	60169284020	Aqueous	X
DUP1-201405	FD	60169284021	Aqueous	X
Trip-1	TB	60169284022	Aqueous	X
Trip-2	TB	60169284023	Aqueous	X
Trip-3	TB	60169284024	Aqueous	X
Dup2-201405	FD	60169284025	Aqueous	X
Trip-4	TB	60169284026	Aqueous	X

Field ID	Sample Type	Lab ID	Matrix	Analyses
				VOCs
Trip-5	TB	60169284027	Aqueous	X
EB-1-201405	RB	60169284028	Aqueous	X
EB-3-201405	RB	60169284029	Aqueous	X
EB-2-201405	RB	60169284030	Aqueous	X
SDG: 60169379				
ITMW-19-201405	SA	60169379001	Aqueous	X
ITMW-18-201405	SA	60169379002	Aqueous	X
ITMW-11-201405	SA	60169379003	Aqueous	X
MW-25-201405	SA	60169379004	Aqueous	X
ITMW-17-201405	SA	60169379005	Aqueous	X
DUP-6-201405	FD	60169379006	Aqueous	X
DUP-5-201405	FD	60169379007	Aqueous	X
DUP-4-201405	FD	60169379008	Aqueous	X
DUP-3-201405	FD	60169379009	Aqueous	X
EB-4-201405	EB	60169379010	Aqueous	X
EB-5-201405	EB	60169379011	Aqueous	X
EB-6-201405	EB	60169379012	Aqueous	X
Trip Blank 1	TB	60169379013	Aqueous	X
Trip Blank 2	TB	60169379014	Aqueous	X
SDG: 60171206				
MW-56-201405	SA	60171206001	Aqueous	X
MW-57-201405	SA	60171206002	Aqueous	X
Trip Blank	TB	60171206003	Aqueous	X

Sample Type: SA = Sample TB = Trip Blank FD = Field Duplicate RB = Rinsate Blank
MS =Matrix Spike MSD = Matrix Spike Duplicate
VOCs = Volatile Organic Compounds by USEPA Method SW-846 8260B by Gas Chromatography/Mass Spectrometry (GC/MS) Medium Level.

The following laboratory submittals were evaluated:

- Data Package Completeness,
- Sample Prevention and Holding Times,
- Blanks,
- Surrogate Compound Recoveries
- Laboratory Control Samples,
- Matrix Spike/Matrix Spike Duplicates,
- Laboratory and Field Precision,
- Overall Assessment of Data.

General Overall Assessment:

_____ Data are usable without qualification.

__X__ Data are usable with qualification (noted below).

_____ Some or all data are unusable for any purpose (detailed below).

Case Narrative Comments: Any case narrative comments concerning data qualification were noted below.

1.0 Data Package Completeness

Were all items delivered as specified on the COC and is the data package complete?

The samples were evaluated for agreement with the chain of custody (COC). In SDG 60169189 the trip blanks were not indicated on the chain of custody, however were present in each cooler. The laboratory logged them in per an e-mail from Wendy Stonestreet of ENVIRON on May 13, 2014 The laboratory amended SDG 60169284 on 6/17/2014 and 6/18/2014 to report total xylene at a 1x dilution per Wendy Stonestreet of ENVIRON on 06/16/2017. The laboratory amended SDG 60169379 on 6/20/2014 to report total xylene at a 1x dilution per Wendy Stonestreet of ENVIRON on 6/16/2014.

2.0 Laboratory Case Narrative, Sample Preservation and Cooler Receipt Form

Were problems noted in the laboratory case narrative or cooler receipt form?

Yes, the laboratory case narrative indicated the following:

- **SDG: 60169189:** The laboratory indicated that the pH for sample MW-29-201405 was above the method preservation requirement. See Section 3.0 for further discussion and resultant data qualification. The laboratory control sample (LCS) recoveries for two analytes were outside of laboratory control criteria. See Section 10.0 for further discussion and resultant data qualification. The matrix spike (MS) recovery for chloromethane was outside laboratory control limits. See Section 11.0 for further discussion and resultant qualification.
- **SDG: 60171206:** Methylene chloride was detected in the method blank. See Section 7.0 for further discussion and resultant data qualification.

Samples were received at the PACE, Lenexa, Kansas laboratory in good condition and at proper temperature 4˚C ± 2˚C (fourteen coolers at 2.6˚C, 5.8˚C, 2.4˚C, 0.6˚C, 4.8˚C, 5.6˚C, 3.8˚C, 2.4˚C, 2.0˚C, 1.8˚C, 1.6˚C, 0.8˚C, 1.2˚C and 5.4˚C). Sample preservation requirements were met.

3.0 Technical Holding Times

Were samples extracted/analyzed within method specific holding time requirements?

Yes. All samples were prepared and/or analyzed within the method specific required holding time of 14 days for acid preserved samples. The laboratory measured the pH of sample MW-29-201405 at 5.0 analysis. This exceeds the preservation requirement of ≤ 2 for the method required holding time of 14 days. Without proper preservation the holding time for VOC samples is seven days. The sample was analyzed on day seven, within holding time, and therefore qualification of data was not required.

4.0 Blank Contamination

Were any analytes detected in the associated laboratory or field blanks?

Yes. Laboratory and field blanks indicated the presence and magnitude of contamination resulting from laboratory or field activities. The following table summarizes the contamination reported in the laboratory and field blanks after accounting for method blank contamination. The discussion following the table details the data qualification if any.

SDG	Blank ID	Blank Type	Parameter	Analyte	Concentration	Units
60169057	Trip Blank 1	Trip	8260B	Carbon disulfide	0.12	µg/L
60169057	1379474	Method	8260B	Carbon disulfide	0.17	µg/L
60169189	1379665	Method	8260B	Toluene	0.40	µg/L
60169189	1380554	Method	8260B	Carbon disulfide	0.18	µg/L
60169284	EB-1-201405	Equipment	8260B	Trichloroethene	0.23	µg/L
60169284	1380614	Method	8260B	Carbon disulfide	0.21	µg/L
60169284	1380936	Method	8260B	Carbon disulfide	0.17	µg/L
60169284	1381606	Method	8260B	Carbon disulfide	0.15	µg/L
60171206	1395140	Method	8260B	Methylene chloride	0.45	µg/L

SDG = Sample Delivery Group ug/L = micrograms per Liter

Data qualification of sample results due to blank contamination is summarized in the table below. Analytical data that were reported non-detect or at concentrations greater than five times (5X) the associated blank concentration (10X for common laboratory contaminants) did not require qualification.

SDG	Field ID	Parameter	Analyte	New RL	Qualification
60169057	Trip Blank 1	8260B	Carbon disulfide	10.0 µg/L	**U**
60169284	ITMW-7-201405	8260B	Carbon disulfide	10.0 µg/L	**U**
60169284	ITMW-10-201405	8260B	Carbon disulfide	10.0 µg/L	**U**
60171206	MW-56-201405	8260B	Methylene chloride	5.0 µg/L	**U**
60171206	Trip Blank	8260B	Methylene chloride	5.0 µg/L	**U**

ID = Identification µg/L = micrograms per Liter RL = Reporting Limit

8.0 Surrogate Recoveries

Were surrogate recoveries within evaluation criteria?

Yes. Surrogates are added to all samples prior to purging to evaluate the laboratory performance on individual samples. Three volatile surrogates (4-bromofluorobenzene, 1,2-dichloroethane-d4 and toluene-d8) were added to each sample. Percent recoveries (%R) for all volatile surrogates in all samples were within the method acceptance limits of 70-130%.

No analytical data were qualified based on the recoveries of the surrogate compounds.

9.0 Internal Standards

Were the Internal standard areas within control limits and was the retention time criteria met?

Yes. Internal standards indicate whether GC/MS sensitivity and response were stable during each analysis. The laboratory reported that all criteria were within method requirements.

No analytical data were qualified based on the results of internal standard recovery.

10.0 Laboratory Control Sample

Were LCS recoveries within evaluation criteria?

No. The laboratory control sample (LCS) provides information on the accuracy of the analytical method independent of matrix effects. The following table summarizes the LCS results that were outside the acceptance limits of 60-140%.

SDG	LCS ID	Parameter	Analyte	LCS (%)	LCS Criteria (Recovery %)
60169189	1379666	8260B	Carbon disulfide	**129**	65-125
60169189	1379666	8260B	Vinyl chloride	**121**	59-120

ID = Identification LCS/D = Laboratory Control Sample/Duplicate RPD = Relative Percent Difference
% = Percent

Analytical data reported as non-detect and associated with LCS recoveries above evaluation criteria, indicating a possible high bias, did not require qualification.

11.0 Matrix Spike and Matrix Spike Duplicate Recoveries

Were MS/MSD samples reported as part of these SDGs?

Yes. A matrix spike was performed from a site specific sample at the required frequency of 1:20 samples. MS/MSD data are used to assess long-term precision and accuracy of the analytical method on various matrices and to demonstrate acceptable compound recovery at the time of sample analysis.

Were MS/MSD recoveries within evaluation criteria?

No. MS/MSD recoveries which were outside acceptance evaluation criteria are summarized in the table below.

SDG	Sample ID	Parameter	Analyte	MS/MSD Recovery (%)	RPD (%)	MS/MSD/ RPD Criteria (%)
60169189	MW-34-201405	8260B	Chloromethane	**137/**123	11	19-136/36

MS = Matrix Spike MSD = Matrix Spike Duplicate RPD = Relative Percent Difference % = Percent

Data qualification of sample results due to MS/MSD recovery is summarized in the table below. Analytical results reported as non-detect and associated with MS/MSD recoveries above evaluation criteria, indicating a possible high bias, did not require qualification. No data were qualified based on MS/MSD recoveries.

12.0 Laboratory Duplicate Results

Were laboratory duplicate samples performed as part of this SDG?

Yes, but only as spiked duplicates, which are discussed in the previous section.

13.0 Field Duplicate Results (Field Precision)

Were field duplicate samples collected as part of the evaluated SDGs?

Yes. The table below summarizes field duplicate pairs.

SDG	Field ID	Field Duplicate ID
60169284	MW-38-201405	DUP-1-201405
60169284	ITMW-15-201405	DUP-2-201405
60169379	ITMW-17-201405	DUP-3-201405
60169379	ITMW-11-201405	DUP-4-201405
60169379	ITMW-18-201405	DUP-5-201405
60169379	ITMW-19-201405	DUP-6-201405

Were field duplicates within evaluation criteria?

Yes. RPD values were less than the control limit of <40% for all compounds with concentrations greater than the reporting limit. The following table summarizes sample and duplicate result concentrations and their relative percent difference.

SDG	Field ID	Duplicate ID	Analyte	Sample Result (ug/L)	Duplicate Result (ug/L)	RPD (%)
60169284	MW-38-201405	DUP-1-201405	Benzene	0.21J*	0.20J*	4.88
			Chloroform	0.39J*	0.39J*	0.00
			1,1-Dichloroethane	25.4	25.5	0.39
			cis-1,2-Dichloroethene	428 J*	426 J*	0.47
			trans-1,2-Dichlororethene	3.1J*	3.6J*	14.93
			Tetrachloroethene	0.38J*	0.41J*	7.59
			Trichloroethene	1650	2040	21.14
			Vinyl chloride	97.9	98.2	0.31
60169284	ITMW-15-201405	DUP-2-201405	Acetone	2.6J*	2.4J*	8.00
			2-Butanone	0.95J*	ND	NE
			Chloroform	0.25J*	0.28J	NE
			1,1-Dichloroethene	2.6J*	2.6J*	0.00
			cis-1,2-Dichloroethene	60.7	61.7	1.63
			trans-1,2-Dichloroethene	0.53J*	0.59J*	10.71
			Methylene chloride	0.53J*	0.43J*	20.83
			Tetrachloroethene	0.12J*	0.11J*	8.70
			Trichloroethene	729	899	20.88
			Vinyl chloride	4.1	4.4	7.06
60169379	ITMW-17-201405	DUP-3-201405	Benzene	0.11J*	0.12J*	8.70
			Chloroform	1.0J*	0.97J*	3.05
			1,1-Dichloroethene	5.9	5.1	14.55
			cis-1,2-Dichloroethene	82.9	88.5	6.53
			trans-1,2-Dichloroethene	0.41J*	1.1J*	97.39
			Methylene chloride	0.26J*	ND	NA
			Tetrachloroethene	0.84J*	0.75J*	11.32
			1,1,1-Trichloroethane	0.33J*	0.27J*	20.00
			1,1,2-Trichloroethene	0.47J*	0.44J*	6.59
			Trichloroethene	3,630	3,370	7.43
			Vinyl chloride	1.3J*	1.1J*	16.67
60169379	ITMW-11-201405	DUP-4-201405	Chloroform	0.42J*	0.43J*	2.35
ug/L			1,1-Dichloroethane	0.59J*	0.47J*	22.64
			1,1-Dichloroethene	1.3J*	1.2J*	8.00
			cis-1,2-Dichloroethene	99.5	107	7.26
			trans-1,2-Dichloroethene	0.62J*	1.9J*	101.59
			Methylene chloride	1.2J*	ND	NA
			Tetrachloroethene	0.96J*	0.84J*	13.33
			Trichloroethene	1,590	1,470	7.84
			Vinyl chloride	5.5	4.9	11.54
60169379	ITMW-18-201405	DUP-5-201405	Acetone	ND	5.6J	NA
			Benzene	0.11J	ND	NA
			Bromodichloromethane	ND	0.45J*	NA
			Bromoform	0.52J*	0.50J*	3.92
			Chloroform	1.8J*	1.6J*	11.76
			Chloromethane	1.1J*	ND	NA
			1,1-Dichloroethane	0.91J*	0.86J*	5.65

SDG	Field ID	Duplicate ID	Analyte	Sample Result (ug/L)	Duplicate Result (ug/L)	RPD (%)
60169379	ITMW-18-201405	DUP-5-201405	cis-1,2-Dichloroethene	101	108	6.70
			trans-1,2-Dichloroethene	19.9	21.3	6.80
			Methylene chloride	0.41J*	ND	NA
			1,1,2,2-Tetrachloroethane	0.31J*	0.20J*	43.14
			Tetrachloroethene	1.4J*	1.2J*	15.38
			1,1,2-Trichloroethane	0.60J*	0.57J*	5.13
			1,1,1-Trichloroethane	ND	0.14J*	NA
			Trichloroethene	2,940	2,500	16.18
60169379	ITMW-19-201405	DUP-6-201405	Benzene	0.12J*	0.11J*	8.70
			Chloroform	3.2J*	3.3J*	3.08
			Chloromethane	ND	0.30J*	NA
			1,1-Dichloroethane	0.24J*	0.24J*	0
			1,1-Dichloroethene	15.2	15.6	2.60
			cis-1,2-Dichloroethane	65.8	67.2	2.11
			trans-1,2-Dichloroethene	0.47J*	0.40J*	16.10
			Methylene chloride	0.57J	0.55J*	3.57
			Tetrachloroethene	2.3J*	2.3J*	0
			1,1,2-Trichloroethane	ND	0.89J*	NA
			1,1,1-Trichloroethane	0.14J*	0.16J*	13.33
			Trichloroethene	9,780	15,300	**44.02**
			Vinyl chloride	0.85J*	0.87J*	2.33

ug/L = micrograms/Liter RPD = Relative Percent Difference * = Results reported below reporting limit. ND = Not Detected. NE = Not evaluated

Only RPD values calculated from results which were greater than the reporting limit were deemed appropriate for evaluating duplicate precision. Trichloroethene in sample ITMW-19-201405/DUP-6-201405 was outside of evaluation criteria and the results are considered estimated values (J).

14.0 Detects and Calibration Range

For samples that were diluted and nondetect, were undiluted results also reported?

Not Applicable. All samples which were diluted had detections.

For samples that were not diluted and detected, were the results within calibration range?

Yes

15.0 Additional Qualifications

Were additional qualifications applied?

No

16.0 Overall Data Assessment

The data are usable for its intended purpose based on an evaluation of the QC parameters discussed in this report. Some data are qualified as estimated due to the inability to meet all QC criteria. The table below summarizes the final qualifications for the analytical data.

Data Qualifier Summary:

SDG	Field ID	Analysis	Analyte	Qualifier	Reason Code
60169057	Trip Blank 1	8260B	Carbon disulfide	**U**	1
60169284	ITMW-7-201405	8260B	Carbon disulfide	**U**	1
60169284	ITMW-10-201405	8260B	Carbon disulfide	**U**	1
60169379	ITMW-19-201405	8260B	Trichloroethene	**J**	2
60169379	DUP-6-201405	8260B	Trichloroethene	**J**	2
60171206	MW-56-201405	8260B	Methylene chloride	**U**	1
60171206	Trip Blank	8260B	Methylene chloride	**U**	1

Data Validation Qualifier Codes:

U = Non-detect. The compound was analyzed for, but not detected.

J = Estimated. The associated numerical value is an estimated quantity. The analyte was detected but the reported value may not be accurate or precise.

UJ = Estimated Non-detect. The analyte was not detected above the method detection limit. However, it is an estimated quantity due to poor accuracy or precision. This qualification is also used to flag possible false negative results in the case where low bias in the analytical system is indicated by low calibration response, surrogate or other spike recovery.

R = Rejected. The sample results are unusable due to the quality of the data generated.

Data Qualifier Reason Codes:

1 Result qualified as non-detect due to blank contamination.

2 Duplicate results were outside of evaluation criteria





APPENDIX B
2nd Quarter 2014 Soil Vapor Monitoring and Vapor Intrusion Assessment Report
Whirlpool Corporation
Fort Smith, AR

Prepared for:
Whirlpool Corporation

Prepared by:
ENVIRON International Corporation

Date:
August 15, 2014

Project Number:
34-34399A



ENVIRON

Contents

		Page
1	**Introduction**	**1**
2	**Soil Vapor Monitoring Point Installation & Sample Collection**	**2**
2.1	Installation of Soil Vapor Monitoring Points	2
2.2	Sampling Methods	2
2.3	2nd Quarter 2014 Event	3
2.4	Proposed Modifications to Soil Vapor Sampling	3
3	**Results**	**5**
4	**Summary and Conclusion**	**6**
5	**References**	**7**

List of Tables

Table 1:	2nd Quarter Soil Vapor Data
Table 2:	2nd Quarter Groundwater VOC Data for Off-Site Monitoring Wells
Table 3:	Vapor Intrusion Risk Estimates Based on 2nd Quarter Off-Site Groundwater Data
Table 4:	Evaluation of VOCs in Soil Vapor

List of Figures

Figure 1:	Vapor Monitoring Point Locations

List of Appendices

Appendix A:	Laboratory Analytical Data
Appendix B:	Vapor Monitoring Port Sampling Field Sheet

1 Introduction

ENVIRON International Corporation (ENVIRON) has prepared this 2nd Quarter 2014 Quarterly Soil Vapor Monitoring and Vapor Intrusion Assessment Report for the Fort Smith, Arkansas Site (Site) on behalf of Whirlpool Corporation, in accordance with the December 27, 2013 Remedial Action Decision Document (RADD) issued by the Arkansas Department of Environmental Quality (ADEQ 2013).

Whirlpool has been monitoring groundwater at the Site since 1989 and soil vapor since 2012. In 2012, the potential for vapor intrusion from groundwater into off-site buildings was evaluated in a human health risk assessment, which was presented as Appendix A of the Revised Risk Management Plan (RRMP) (ENVIRON 2013). The risk assessment included the use of soil vapor and groundwater data in a multiple lines of evidence evaluation of the potential for vapor intrusion. This report is Attachment B of the 2nd Quarter 2014 Progress Report for the Site, and provides an updated evaluation of the potential for vapor intrusion based on the groundwater and soil vapor data collected in May 2014.

2 Soil Vapor Monitoring Point Installation & Sample Collection

The following subsections describe the installation of additional soil vapor monitoring points as well as the sample collection methods and procedures used during the May 2014 soil vapor monitoring event.

2.1 Installation of Soil Vapor Monitoring Points

The December 2013 RADD identified five locations for soil vapor monitoring to confirm the 2012 health risk assessment conclusions regarding the potential for vapor intrusion from groundwater into off-site buildings. Two of the five locations are the ones where soil vapor was monitored in 2012. Because the screens of the monitoring points at these two locations were filled with water during the 4th Quarter 2013 monitoring event, two replacement monitoring points were installed during the 1st Quarter 2014 monitoring event, as described in the 1st Quarter 2014 Soil Vapor Monitoring/Vapor Intrusion Report (ENVIRON 2014).

The RADD identified another soil vapor monitoring point on a property located north of Ingersoll Avenue and south of Jacobs Avenue. Two attempts were made to install this monitoring point during the 1st Quarter 2014 monitoring event. As explained in the 1st Quarter 2014 Soil Vapor Monitoring/Vapor Intrusion Report, the first attempt (at VP-3) encountered a very moist stratum at 3 feet bgs, and water entered the borehole at 4 feet bgs. The second attempt (at VP-4) also encountered very moist to wet soil starting at 2.5 feet bgs. Because of the wet shallow soil, the vapor monitoring point could not be installed.

The RADD also identified two other locations for soil vapor monitoring well installation. These locations were planned to be on Jacobs Avenue (Figure 1), but vapor monitoring points could not be installed at these locations during the February 2014 mobilization due to the presence of multiple underground utilities in the road right-of-way, and permission to install them on nearby properties could not be obtained[1]. Whirlpool is continuing to seek permission from owners of private properties in the vicinity to install these two soil vapor monitoring points on their property.

2.2 Sampling Methods

Soil vapor samples were collected using United States Environmental Protection Agency (US EPA) and industry standard methods. Canister ID, start and finish sample time, initial and final vacuum readings, and leak checks were recorded on the Vapor Monitoring Port Sampling field sheet, shown in Appendix B.

Soil vapor samples were collected consistent with the approach documented in the 1st Quarter 2014 Soil Vapor Monitoring/Vapor Intrusion Report (ENVIRON 2014), which is as follows:

- The flow controller connection to the summa canister was checked for leaks, and three pore volumes of air were purged from the well.

[1] See documentation in the 1st Quarter 2014 Soil Vapor Monitoring/Vapor Intrusion Report (ENVIRON 2014).

- The sampling crew verified the integrity of the surface components of each individual soil vapor monitoring point. Swagelok® stainless steel valves were installed on each monitoring port using compression ferrule connections.
- Teflon® tubing was connected directly to the Swagelok® barb, and the sampling train was assembled. The soil vapor monitoring point and sampling train were then tested for leaks using helium. If leaks were detected, the sample chain fittings and connections were checked for tightness and the leak test was repeated until the assembly passed the test.
- To assess whether the screen was submerged in groundwater, the port valves were opened and purged using a 15 mL vacuum pump. If water was readily purged from the tubing, no vapor sample was collected.
- The stainless-steel canister was opened to collect a vapor sample for approximately 8 hours, or until a vacuum gauge reading of -5 inches Hg was observed, whichever occurred first. When the stainless-steel canister was filled, or movement in the vacuum gauge ceased, the valve was closed.
- After sample collection, the stainless-steel canister and flow controller were removed and separated from the sample train, final vacuum readings were taken and recorded on the field sheet, and the port was closed.
- Each canister was logged on a chain of custody (COC) form, packaged in a laboratory provided box, and delivered under the proper COC documentation to the laboratory, where the samples were analyzed for volatile organic compounds (VOCs) via Modified US EPA TO-15 for soil vapor.

2.3 2nd Quarter 2014 Event

Following the procedures described above, one (1) soil vapor sample was collected during the 2nd Quarter 2014 monitoring event. The sample was collected at the deep port of VP-1 on May 13, 2014. The shallow port of VP-1 and both ports of VP-2 were filled with water and could not be sampled for soil vapor. The shallow port at VP-1 is approximately 7 ft bgs and 4 ft above the deeper port. At VP-2, the ports are at approximately 5 ft bgs and 10 ft bgs.

The saturated soil conditions that prevented collection of soil vapor samples may be attributed to the significant amount of precipitation that fell immediately prior to the field sampling event: 1.38 inches of rain fell on May 12th, and 3.22 inches of rain fell during the five days before sampling. To minimize the potential for encountering similar conditions during future sampling events, a modified sampling approach is proposed in Section 2.4.

The VOC results for the sample collected from the deep port at VP-1 is discussed in Section 3, and the analytical data report for the sample is provided in Appendix A.

2.4 Proposed Modifications to Soil Vapor Sampling

To reduce the likelihood of soil saturation interfering with future sampling events, the vapor sampling plan is proposed to be modified as described below. These modifications should

enable Whirlpool to continue to collect data to verify vapor intrusion is not a significant pathway at off-site locations.

- Soil vapor sample collection will be attempted only after five (5) consecutive preceding days where the precipitation measured each day does not exceed 0.1 inches.
- The field documentation will include the number of days since the last precipitation greater than 0.1 inches and the amount of that precipitation, the amount of precipitation on each of the five preceding days, and the source of the precipitation data.
- Prior to attempting collection of the soil vapor samples, groundwater levels will be measured at adjacent monitoring wells and documented. The water level measurements will be used as one line of evidence when determining whether water, if any, observed in the soil vapor probes is due to perched water or an elevated water table.
- Each soil vapor sampling port will be inspected to identify potential leaks into the port through the surface seal along the annular space and checked for the presence of water prior to sampling. If the port is free of water it will be sampled for soil vapor consistent with the July 2013 Work Plan. If the port contains water then the water in the port will be sampled and analyzed for VOCs via SW-846 Method 8260.

3 Results

Soil vapor data from the 2nd Quarter 2014 monitoring event are summarized in Table 1. The groundwater data from the 2nd Quarter 2014 monitoring event for off-site monitoring wells (i.e., those with identifiers beginning with "MW-") are summarized in Table 2. The groundwater data are further summarized in Table 3, which shows the maximum detected concentrations among all the off-site groundwater monitoring wells that were sampled. The soil vapor concentrations from VP-1D are similar to the concentrations at VP-1D from the May 2012 event. Similarly, as discussed in Attachment A (2nd Quarter 2014 Groundwater Monitoring Report), the groundwater concentrations of VOCs at the well (MW-71) adjacent to VP-1, and overall VOC concentrations in groundwater, have not changed significantly since May 2012.

New risk estimates for potential vapor intrusion from groundwater into off-site residences were calculated using the new groundwater and soil vapor data and the approach in Section 6.5.2 of the ADEQ-approved RRMP. As shown in Table 3, the cumulative cancer risk and noncancer HI based on the maximum concentrations among the May 2014 groundwater data from all the off-site monitoring wells are 2×10^{-6} and 0.4, respectively. These risk estimates are below ADEQ's risk management limits of 10^{-5} and 1, respectively.

As discussed in Section 6.8.2 of the RRMP (ENVIRON 2013) and consistent with the approach used in the 1st Quarter 2014 Soil Vapor Monitoring/Vapor Intrusion Report (ENVIRON 2014), the soil vapor data were used to check the groundwater vapor intrusion risk estimates. Specifically, the vapor concentrations from VP-1D and US EPA's 95th percentile subslab soil vapor attenuation factor of 0.03 (US EPA 2012) were used to calculate vapor intrusion risk estimates. As shown in Table 4, these risk estimates are lower than those based on the groundwater data from MW-71 (which is located adjacent to VP-1).

4 Summary and Conclusion

- The concentrations in groundwater and soil vapor are consistent with those from the previous reporting period and historic results.
- Risk estimates for vapor intrusion from off-site groundwater are below ADEQ's risk management limits of 10^{-5} and 1 for cumulative cancer risk and noncancer HI, respectively.
- Soil vapor concentrations indicate that the groundwater vapor intrusion modeling approach over-predicts potential exposure risks by nearly 10-fold or greater.
- To reduce the likelihood of soil saturation interfering with future sampling events the current sampling program will be modified to account for recent precipitation events that will enable Whirlpool to continue to collect data to verify vapor intrusion is not a significant pathway at off-site locations.

5 References

Arkansas Department of Environmental Quality (ADEQ). Remedial Action Decision Document (RADD) for Corrective Action. Facility Identification Number: 66-00048. December 27.

ENVIRON International Corporation (ENVIRON). 2013. Revised Risk Management Plan. April 24.

ENVIRON International Corporation (ENVIRON). 2014. 1st Quarter 2014 Progress Report, Attachment B: Soil Vapor Monitoring/Vapor Intrusion Report. May 15.

United States Environmental Protection Agency (US EPA). 2012. EPA's Vapor Intrusion Database: Evaluation and Characterization of Attenuation Factors for Chlorinated Volatile Organic Compounds and Residential Buildings. EPA 530-R-10-002. Office of Solid Waste and Emergency Response, Washington DC. March 16.

Tables

TABLE 1

2nd Quarter Soil Vapor Data

Whirlpool Corporation; Fort Smith, AR

	Location	VP-1D
	Sample ID	SV-1-DEEP-201405
	Lab Sample ID	P1402035-001
	Sample Method	6.0 L Summa Canister
	Sample Date	05/13/2014
VOC		
	1,2-Dichloroethane	0.23 (0.098)
	Tetrachloroethene	0.42 (0.098)

Notes:

1 All concentration are presented in ug/m^3.

2 Only compounds with at least one detection are shown.

Abbreviations:

( ) -- Method Reporting Limit.

TABLE 2:
2nd Quarter Groundwater VOC Data for Off-Site Monitoring Wells
Whirlpool Corporation; Fort Smith, AR

Location	MW-34	MW-35R	MW-36	MW-39	MW-40	MW-41	MW-46R
ENVIRON Sample ID	MW-34-201405	MW-35R-201405	MW-36-201405	MW-39-201405	MW-40-201405	MW-41-201405	MW-46R-201405
Lab Sample ID	60169189008	60169189022	60169189004	60169189009	60169057003	60169284020	60169284011
Sample Date	05/13/2014	05/13/2014	05/13/2014	05/13/2014	05/12/2014	05/14/2014	05/14/2014
Comments							
VOC							
Acetone	U (10)	U (10)	U (10)	U (10)	U (10)	U (10)	U (10)
Benzene	U (5)	U (5)	U (5)	U (5)	U (5)	U (5)	U (5)
Bromoform	U (5)	1.1 J (5)	U (5)	U (5)	U (5)	U (5)	U (5)
Bromomethane	U (7)	U (7)	U (7)	U (7)	U (7)	U (7)	U (7)
2-Butanone	U (10)	U (10)	U (10)	U (10)	U (10)	U (10)	U (10)
Carbon Disulfide	U (10)	0.26 J (10)	U (10)	U (10)	U (10)	U (10)	U (10)
Chlorobenzene	U (5)	U (5)	0.24 J (5)	U (5)	U (5)	U (5)	U (5)
Chloroform	U (5)	0.14 J (5)	U (5)	U (5)	U (5)	U (5)	U (5)
Chloromethane	U (10)	U (10)	U (10)	U (10)	U (10)	U (10)	U (10)
Dibromochloromethane	U (5)	U (5)	U (5)	U (5)	U (5)	U (5)	U (5)
1,2-Dichloroethane	U (5)	U (5)	U (5)	U (5)	U (5)	U (5)	U (5)
1,1-Dichloroethene	U (5)	U (5)	U (5)	U (5)	U (5)	1.9 J (5)	1.5 J (5)
cis-1,2-Dichloroethene	U (5)	6.1 (5)	U (5)	U (5)	U (5)	18 (5)	12.8 (5)
trans-1,2-Dichloroethene	U (5)	0.87 J (5)	U (5)	U (5)	U (5)	U (5)	0.45 J (5)
Methylene Chloride	U (5)	U (5)	U (5)	U (5)	U (5)	U (5)	0.16 J (5)
Tetrachloroethene	U (5)	U (5)	U (5)	U (5)	U (5)	0.14 J (5)	U (5)
Toluene	U (5)	U (5)	U (5)	U (5)	U (5)	U (5)	U (5)
1,1,1-Trichloroethane	U (5)	U (5)	U (5)	U (5)	U (5)	U (5)	U (5)
Trichloroethene	19.9 (5)	183 (5)	U (5)	0.23 J (5)	0.76 J (5)	518 (50)	471 (50)
Vinyl Chloride	U (2)	U (2)	U (2)	U (2)	U (2)	0.5 J (2)	0.76 J (2)

Notes:

1 All concentrations are presented in ug/L (ppb).
2 Only compounds with at least one detection are shown.

Abbreviations:

U -- Not Detected.
J -- Estimated Concentration.
( ) -- Detection Limit.

TABLE 2:
2nd Quarter Groundwater VOC Data for Off-Site Monitoring Wells
Whirlpool Corporation; Fort Smith, AR

Location	MW-50	MW-56	MW-57	MW-58	MW-60	MW-61	MW-62
ENVIRON Sample ID	MW-50-201405	MW-56-201405	MW-57-201405	MW-58-201405	MW-60-201405	MW-61-201405	MW-62-201405
Lab Sample ID	60169189010	60171206001	60171206002	60169057002	60169189011	60169189012	60169284012
Sample Date	05/13/2014	06/11/2014	06/11/2014	05/12/2014	05/13/2014	05/13/2014	05/14/2014
Comments							
VOC							
Acetone	U (10)	U (10)	U (10)	U (10)	2.1 J (10)	U (10)	U (10)
Benzene	U (5)	U (5)	U (5)	U (5)	U (5)	U (5)	U (5)
Bromoform	U (5)	U (5)	U (5)	U (5)	U (5)	U (5)	U (5)
Bromomethane	U (7)	U (7)	U (7)	U (7)	U (7)	U (7)	U (7)
2-Butanone	U (10)	U (10)	U (10)	U (10)	U (10)	U (10)	U (10)
Carbon Disulfide	U (10)	U (10)	U (10)	U (10)	U (10)	U (10)	U (10)
Chlorobenzene	U (5)	U (5)	U (5)	U (5)	U (5)	U (5)	U (5)
Chloroform	U (5)	U (5)	U (5)	U (5)	U (5)	U (5)	U (5)
Chloromethane	U (10)	U (10)	U (10)	U (10)	U (10)	U (10)	U (10)
Dibromochloromethane	U (5)	U (5)	U (5)	U (5)	U (5)	U (5)	U (5)
1,2-Dichloroethane	U (5)	U (5)	U (5)	U (5)	U (5)	U (5)	U (5)
1,1-Dichloroethene	U (5)	1.2 J (5)	0.48 J (5)	1.9 J (5)	U (5)	U (5)	U (5)
cis-1,2-Dichloroethene	U (5)	17.6 (5)	4.4 J (5)	12.1 (5)	U (5)	U (5)	U (5)
trans-1,2-Dichloroethene	U (5)	U (5)	U (5)	0.28 J (5)	U (5)	U (5)	U (5)
Methylene Chloride	U (5)	0.29 (5)	U (5)	U (5)	U (5)	U (5)	U (5)
Tetrachloroethene	U (5)	U (5)	U (5)	U (5)	U (5)	U (5)	U (5)
Toluene	U (5)	U (5)	U (5)	U (5)	U (5)	U (5)	U (5)
1,1,1-Trichloroethane	U (5)	U (5)	U (5)	U (5)	U (5)	U (5)	U (5)
Trichloroethene	U (5)	307 (25)	167 (5)	397 (25)	0.21 J (5)	6.6 (5)	0.62 J (5)
Vinyl Chloride	U (2)	0.16 J (2)	U (2)	0.72 J (2)	U (2)	U (2)	U (2)

Notes:

1 All concentrations are presented in ug/L (ppb).
2 Only compounds with at least one detection are shown.

Abbreviations:

U -- Not Detected.
J -- Estimated Concentration.
( ) -- Detection Limit.

TABLE 2:
2nd Quarter Groundwater VOC Data for Off-Site Monitoring Wells
Whirlpool Corporation; Fort Smith, AR

Location	MW-63	MW-65	MW-66	MW-67	MW-68	MW-71	MW-81
ENVIRON Sample ID	MW-63-201405	MW-65-201405	MW-66-201405	MW-67-201405	MW-68-201405	MW-71-201405	MW-81-201405
Lab Sample ID	60169284013	60169284014	60169189013	60169189014	60169284015	60169189015	60170255001
Sample Date	05/14/2014	05/14/2014	05/13/2014	05/13/2014	05/14/2014	05/13/2014	05/29/2014
Comments							
VOC							
Acetone	U (10)	2.7 J (10)	U (10)	U (10)	U (10)	U (10)	7 J (10)
Benzene	U (5)	0.12 J (5)	U (5)	U (5)	U (5)	U (5)	U (5)
Bromoform	U (5)	25.3 (5)	U (5)	U (5)	0.14 J (5)	U (5)	U (5)
Bromomethane	U (7)	U (7)	U (7)	U (7)	U (7)	U (7)	U (7)
2-Butanone	U (10)	U (10)	U (10)	U (10)	U (10)	U (10)	U (10)
Carbon Disulfide	U (10)	U (10)	U (10)	U (10)	U (10)	U (10)	0.15 J (10)
Chlorobenzene	U (5)	U (5)	U (5)	U (5)	U (5)	U (5)	U (5)
Chloroform	U (5)	0.17 J (5)	U (5)	U (5)	U (5)	U (5)	U (5)
Chloromethane	U (10)	U (10)	U (10)	U (10)	U (10)	U (10)	U (10)
Dibromochloromethane	U (5)	0.93 J (5)	U (5)	U (5)	U (5)	U (5)	U (5)
1,2-Dichloroethane	U (5)	U (5)	U (5)	U (5)	U (5)	U (5)	U (5)
1,1-Dichloroethene	U (5)	U (5)	U (5)	U (5)	U (5)	1.4 J (5)	1.2 J (5)
cis-1,2-Dichloroethene	0.61 J (5)	6.9 (5)	U (5)	U (5)	U (5)	5.3 (5)	14.3 (5)
trans-1,2-Dichloroethene	U (5)	0.78 J (5)	U (5)	U (5)	U (5)	U (5)	U (5)
Methylene Chloride	U (5)	0.15 J (5)	U (5)	U (5)	U (5)	U (5)	U (5)
Tetrachloroethene	U (5)	U (5)	U (5)	U (5)	U (5)	U (5)	U (5)
Toluene	U (5)	U (5)	U (5)	U (5)	U (5)	U (5)	1.1 J (5)
1,1,1-Trichloroethane	U (5)	U (5)	U (5)	U (5)	U (5)	U (5)	0.11 J (5)
Trichloroethene	12.2 (5)	195 (5)	3.1 J (5)	U (5)	0.49 J (5)	164 (5)	512 (50)
Vinyl Chloride	0.13 J (2)	U (2)	U (2)	U (2)	U (2)	0.33 J (2)	0.21 J (2)

Notes:

1 All concentrations are presented in ug/L (ppb).
2 Only compounds with at least one detection are shown.

Abbreviations:

U -- Not Detected.
J -- Estimated Concentration.
( ) -- Detection Limit.

TABLE 2:
2nd Quarter Groundwater VOC Data for Off-Site Monitoring Wells
Whirlpool Corporation; Fort Smith, AR

Location	MW-82	RW-69
ENVIRON Sample ID	MW-82-201405	RW-69-201405
Lab Sample ID	60170152007	60169189016
Sample Date	05/28/2014	05/13/2014
Comments		
VOC		
Acetone	U (10)	U (10)
Benzene	U (5)	U (5)
Bromoform	U (5)	U (5)
Bromomethane	U (7)	U (7)
2-Butanone	U (10)	U (10)
Carbon Disulfide	U (10)	U (10)
Chlorobenzene	U (5)	U (5)
Chloroform	0.26 J (5)	U (5)
Chloromethane	U (10)	U (10)
Dibromochloromethane	U (5)	U (5)
1,2-Dichloroethane	U (5)	U (5)
1,1-Dichloroethene	0.59 J (5)	0.5 J (5)
cis-1,2-Dichloroethene	4.8 J (5)	3.3 J (5)
trans-1,2-Dichloroethene	U (5)	U (5)
Methylene Chloride	U (5)	U (5)
Tetrachloroethene	U (5)	U (5)
Toluene	0.78 J (5)	U (5)
1,1,1-Trichloroethane	0.31 J (5)	U (5)
Trichloroethene	285 (25)	110 (5)
Vinyl Chloride	0.14 J (2)	0.3 J (2)

Notes:

1 All concentrations are presented in ug/L (ppb).
2 Only compounds with at least one detection are shown.

Abbreviations:

U -- Not Detected.
J -- Estimated Concentration.
( ) -- Detection Limit.

Table 3: Vapor Intrusion Risk Estimates Based on 2nd Quarter Off-Site Groundwater Data Whirlpool, Fort Smith, Arkansas

Chem Group	Chemical	CASRN	Max Detected Conc in Off-Site GW (mg/L)	Location of Max Detected Off-Site Conc	Residential VI	
					Risk	HQ
VOC	Acetone	67-64-1	7.00E-03	MW-81		4.6E-08
VOC	Benzene	71-43-2	1.20E-04	MW-65	5.3E-10	5.3E-06
VOC	Bromoform	75-25-2	2.53E-02	MW-65	2.7E-09	
VOC	Carbon Disulfide	75-15-0	2.60E-04	MW-35R		1.0E-06
VOC	Chlorobenzene	108-90-7	2.40E-04	MW-36		4.5E-06
VOC	Chloroform	67-66-3	2.60E-04	MW-82	3.1E-09	6.3E-06
VOC	Dibromochloromethane	124-48-1	9.30E-04	MW-65		
VOC	1,1-Dichloroethene	75-35-4	1.90E-03	MW-41		2.5E-05
VOC	cis-1,2-Dichloroethene	156-59-2	1.80E-02	MW-41		
VOC	trans-1,2-Dichloroethene	156-60-5	8.70E-04	MW-35R		
VOC	Methylene Chloride	75-09-2	2.90E-04	MW-56	3.3E-12	5.1E-07
VOC	Tetrachloroethene	127-18-4	1.40E-04	MW-41	2.7E-11	6.0E-06
VOC	Toluene	108-88-3	1.10E-03	MW-81		2.8E-07
VOC	1,1,1-Trichloroethane	71-55-6	3.10E-04	MW-82		1.1E-07
VOC	Trichloroethene	79-01-6	5.18E-01	MW-41	1.9E-06	4.0E-01
VOC	Vinyl Chloride	75-01-4	7.60E-04	MW-46R	1.6E-08	2.4E-05
		Cumulative Risk and HI:			2E-06	4E-01

Note:

Only VOCs detected in off-site monitoring wells are shown.

Risks were calculated using the model derived by Johnson & Ettinger (1991), as discussed in Section 3.3.1 of the April 2013 Revised Risk Management Plan.

Detected concentrations are from samples collected in the 2nd Quarter of 2014.

Table 4: Evaluation of VOCs in Soil Vapor
Whirlpool, Fort Smith, Arkansas

Chem Group	Chemical	CASRN	Off-Site			
			VP-1D		MW-71	
			Soil Vapor		Groundwater	
			Risk	HQ	Risk	HQ
VOC	1,2-Dichloroethane	107-06-2	7.4E-08	9.5E-04		
VOC	1,1-Dichloroethene	75-35-4				1.8E-05
VOC	cis-1,2-Dichloroethene	156-59-2				
VOC	Tetrachloroethene	127-18-4	1.3E-09	3.0E-04		
VOC	Trichloroethene	79-01-6			6.1E-07	1.3E-01
VOC	Vinyl Chloride	75-01-4			6.8E-09	1.0E-05
VOC	Xylenes (total)	1330-20-7				
	Cumulative Risk and HI:		8E-08	1E-03	6E-07	1E-01

Notes:

The risks from the deep soil vapor sample at VP-1D represent hypothetical risks because no shallow soil vapor sample at this location was collected.

No shallow soil vapor sample was collected at VP-1S because the screen, which is 7 ft bgs and 5 feet above the deeper port, was saturated.

No soil vapor sample was collected at either VP-2S or VP-2D because both screens, 5 ft bgs and 10 ft bgs, respectively, were saturated.

Only VOCs detected in the 2nd Quarter 2014 samples at MW-71 and VP-1D are shown.

Risk and HQ estimates were not calculated for detected chemicals with inadequate toxicity or physical/chemical parameters or where chemical concentrations were non-detect.

Risks based on soil vapor data were calculated using USEPA's default attenuation factor for subslab gas to indoor air of 0.03, as discussed in Section 6.8.2 of the April 2013 Revised Risk

Risks based on groundwater data were calculated using the model derived by Johnson & Ettinger (1991), as discussed in Section 3.3.1 of the April 2013 Revised Risk Management Plan.

Detected concentrations are from samples collected in May 2014.

Figures



FILE: D:\GIS\PROJECTS\WHIRLPOOL\DOCS\20140508_CompSiteRpt\Figure 3-3 - Vapor Monitoring Point Locations.mxd

ENVIRON

VAPOR MONITORING POINT LOCATIONS

Whirlpool Facility - Fort Sm ith, Ark an sas

Figure 1

DRAFTED BY: KTS

DATE: 05/14/2014

PROJECT: 3433253A

Appendix A
Laboratory Analytical Data

2655 Park Center Dr., Suite A
Simi Valley, CA 93065
T: +1 805 526 7161
F: +1 805 526 7270
www.alsglobal.com

LABORATORY REPORT

June 5, 2014

Wendy Stonestreet
Environ International Corporation
7500 College Boulevard, Suite 925
Overland Park, KS 66210

RE: Whirlpool, Ft Smith / 3434399A

Dear Wendy:

Enclosed are the results of the sample submitted to our laboratory on May 21, 2014. For your reference, this analysis has been assigned our service request number P1402035.

All analyses were performed according to our laboratory's NELAP and DoD-ELAP-approved quality assurance program. The test results meet requirements of the current NELAP and DoD-ELAP standards, where applicable, and except as noted in the laboratory case narrative provided. For a specific list of NELAP and DoD-ELAP-accredited analytes, refer to the certifications section at www.alsglobal.com. Results are intended to be considered in their entirety and apply only to the samples analyzed and reported herein.

If you have any questions, please call me at (805) 526-7161.

Respectfully submitted,

ALS | Environmental

By Kelly Horiuchi at 4:35 pm, Jun 05, 2014

Kelly Horiuchi
Laboratory Director

2655 Park Center Dr., Suite A
Simi Valley, CA 93065
T: +1 805 526 7161
F: +1 805 526 7270
www.alsglobal.com

Client: Environ International Corporation
Project: Whirlpool, Ft Smith / 3434399A

Service Request No: P1402035

CASE NARRATIVE

The sample was received intact under chain of custody on May 21, 2014 and was stored in accordance with the analytical method requirements. Please refer to the sample acceptance check form for additional information. The results reported herein are applicable only to the condition of the sample at the time of sample receipt.

Volatile Organic Compound Analysis

The sample was analyzed in SIM mode for selected volatile organic compounds in accordance with EPA Method TO-15 from the Compendium of Methods for the Determination of Toxic Organic Compounds in Ambient Air, Second Edition (EPA/625/R-96/010b), January, 1999. This procedure is described in laboratory SOP VOA-TO15. The analytical system was comprised of a gas chromatograph / mass spectrometer (GC/MS) interfaced to a whole-air preconcentrator. This method is not included on the laboratory's AIHA-LAP scope of accreditation.

The Summa canister was cleaned, prior to sampling, down to the method reporting limit (MRL) reported for this project. Please note, projects which require reporting below the MRL could have results between the MRL and method detection limit (MDL) that are biased high.

The results of analyses are given in the attached laboratory report. All results are intended to be considered in their entirety, and ALS Environmental (ALS) is not responsible for utilization of less than the complete report.

Use of ALS Environmental (ALS)'s Name. Client shall not use ALS's name or trademark in any marketing or reporting materials, press releases or in any other manner ("Materials") whatsoever and shall not attribute to ALS any test result, tolerance or specification derived from ALS's data ("Attribution") without ALS's prior written consent, which may be withheld by ALS for any reason in its sole discretion. To request ALS's consent, Client shall provide copies of the proposed Materials or Attribution and describe in writing Client's proposed use of such Materials or Attribution. If ALS has not provided written approval of the Materials or Attribution within ten (10) days of receipt from Client, Client's request to use ALS's name or trademark in any Materials or Attribution shall be deemed denied. ALS may, in its discretion, reasonably charge Client for its time in reviewing Materials or Attribution requests. Client acknowledges and agrees that the unauthorized use of ALS's name or trademark may cause ALS to incur irreparable harm for which the recovery of money damages will be inadequate. Accordingly, Client acknowledges and agrees that a violation shall justify preliminary injunctive relief. For questions contact the laboratory.

2655 Park Center Dr., Suite A
Simi Valley, CA 93065
T: +1 805 526 7161
F: +1 805 526 7270
www.alsglobal.com

ALS Environmental – Simi Valley

Certifications, Accreditations, and Registrations

Agency	Web Site	Number
AIHA	http://www.aihaaccreditedlabs.org	101661
Arizona DHS	http://www.azdhs.gov/lab/license/env.htm	AZ0694
DoD ELAP	http://www.pjlabs.com/search-accredited-labs	L14-2
Florida DOH (NELAP)	http://www.doh.state.fl.us/lab/EnvLabCert/WaterCert.htm	E871020
Maine DHHS	http://www.maine.gov/dhhs/mecdc/environmental-health/water/dwp-services/labcert/labcert.htm	2012039
Minnesota DOH (NELAP)	http://www.health.state.mn.us/accreditation	643428
New Jersey DEP (NELAP)	http://www.nj.gov/dep/oqa/	CA009
New York DOH (NELAP)	http://www.wadsworth.org/labcert/elap/elap.html	11221
Oregon PHD (NELAP)	http://public.health.oregon.gov/LaboratoryServices/EnvironmentalLaboratoryAccreditation/Pages/index.aspx	CA200007
Pennsylvania DEP	http://www.depweb.state.pa.us/labs	68-03307 (Registration)
Texas CEQ (NELAP)	http://www.tceq.texas.gov/field/qa/env_lab_accreditation.html	T104704413-13-4
Utah DOH (NELAP)	http://www.health.utah.gov/lab/labimp/certification/index.html	CA016272013-3
Washington DOE	http://www.ecy.wa.gov/programs/eap/labs/lab-accreditation.html	C946

Analyses were performed according to our laboratory's NELAP and DoD-ELAP approved quality assurance program. A complete listing of specific NELAP and DoD-ELAP certified analytes can be found in the certifications section at www.alsglobal.com, or at the accreditation body's website.

Each of the certifications listed above have an explicit Scope of Accreditation that applies to specific matrices/methods/analytes; therefore, please contact the laboratory for information corresponding to a particular certification.

ALS ENVIRONMENTAL

DETAIL SUMMARY REPORT

Client: Environ International Corporation Service Request: P1402035
Project ID: Whirlpool, Ft Smith / 3434399A

Date Received: 5/21/2014
Time Received: 09:40

Client Sample ID	Lab Code	Matrix	Date Collected	Time Collected	Container ID	Pi1 (psig)	Pf1 (psig)	2nd Pi (psig)	2nd Pf (psig)	TO-15 - VOC SIM
SV-1-DEEP-201405	P1402035-001	Air	5/13/2014	21:06	SC00400	-8.78	3.63	-1.25	2.22	X

Air - Chain of Custody Record & Analytical Service Request

Page 1 of 1

2655 Park Center Drive, Suite A
Simi Valley, California 93065
Phone (805) 526-7161
Fax (805) 526-7270

Requested Turnaround Time in Business Days (Surcharges) please circle
1 Day (100%) 2 Day (75%) 3 Day (50%) 4 Day (35%) 5 Day (25%) (10-Day-Standard)

ALS Project No. P1402035

Company Name & Address (Reporting Information)	ENVIRON 7500 College Blvd Ste 925 Overland Park, KS 66210
Project Manager	Tammy Gleason
Phone	913-553-5926
Fax	
Email Address for Result Reporting	wstonestreet@environcorp.com
Project Name	Whirlpool, Ft Smith
Project Number	3434399A
P.O. # / Billing Information	7500 College Blvd Ste 925 Overland Park, KS 66210
Sampler (Print & Sign)	Wendy Stonestreet Wendy Stonestreet
ALS Contact:	Kelly

Client Sample ID	Laboratory ID Number	Date Collected	Time Collected	Canister ID (Bar code # - AC, SC, etc.)	Flow Controller ID (Bar code # - FC #)	Canister Start Pressure "Hg	Canister End Pressure "Hg/psig	Sample Volume	Analysis Method: TO-15 Analyte Specific List		Comments e.g. Actual Preservative or specific instructions
SV-1-DEEP-201405	1 -8.61 -14.25.2 -14.16	5/13/2014	21:06	SC00400	OA01357	-28.5"Hg	-18.0"Hg	15.0	X		

Wendy Stonestreet

Report Tier Levels - please select

Tier I - Results (Default in not specified) ____
Tier II (Results + QC Summaries X
Tier III (Results + QC & Calibration Summaries) ____
Tier IV (Date Validation Package) 10% Surcharge ____

EDD required (YES) / No
Type: Equis Units: ____

Chain of Custody Seal: (Circle)
(INTACT) BROKEN ABSENT

Project Requirements (MRLs, QAPP)

Relinquished by: (Signature) Wendy Stonestreet	Date: 5/16/2014	Time:	Received by: (Signature)	Date: 5/21/14	Time: 0940	
Relinquished by: (Signature)	Date:	Time:	Received by: (Signature)	Date:	Time:	Cooler / Blank Temperature ____°C

ALS Environmental
Sample Acceptance Check Form

Client: Environ International Corporation Work order: P1402035

Project: Whirlpool, Ft Smith / 3434399A

Sample(s) received on: 5/21/14 Date opened: 5/21/14 by: MZAMORA

Note: This form is used for all samples received by ALS. The use of this form for custody seals is strictly meant to indicate presence/absence and not as an indication of compliance or nonconformity. Thermal preservation and pH will only be evaluated either at the request of the client and/or as required by the method/SOP.

		Yes	No	N/A
1	Were **sample containers** properly marked with client sample ID?	☒	☐	☐
2	Container(s) **supplied by ALS**?	☒	☐	☐
3	Did **sample containers** arrive in good condition?	☒	☐	☐
4	Were **chain-of-custody** papers used and filled out?	☒	☐	☐
5	Did **sample container labels** and/or tags agree with custody papers?	☒	☐	☐
6	Was **sample volume** received adequate for analysis?	☒	☐	☐
7	Are samples within specified holding times?	☒	☐	☐
8	Was proper **temperature** (thermal preservation) of cooler at receipt adhered to?	☐	☐	☒
9	Was a **trip blank** received?	☐	☒	☐
10	Were **custody seals** on outside of cooler/Box?	☒	☐	☐
	Location of seal(s)? Top of box, covering opening. Sealing Lid?	☒	☐	☐
	Were signature and date included?	☒	☐	☐
	Were seals intact?	☒	☐	☐
	Were custody seals on outside of sample container?	☐	☒	☐
	Location of seal(s)? _____ Sealing Lid?	☐	☐	☒
	Were signature and date included?	☐	☐	☒
	Were seals intact?	☐	☐	☒
11	Do containers have appropriate **preservation**, according to method/SOP or Client specified information?	☐	☐	☒
	Is there a client indication that the submitted samples are **pH** preserved?	☐	☐	☒
	Were **VOA vials** checked for presence/absence of air bubbles?	☐	☐	☒
	Does the client/method/SOP require that the analyst check the sample pH and if necessary alter it?	☐	☐	☒
12	**Tubes:** Are the tubes capped and intact?	☐	☐	☒
	Do they contain moisture?	☐	☐	☒
13	**Badges:** Are the badges properly capped and intact?	☐	☐	☒
	Are dual bed badges separated and individually capped and intact?	☐	☐	☒

Lab Sample ID	Container Description	Required pH *	Received pH	Adjusted pH	VOA Headspace (Presence/Absence)	Receipt / Preservation Comments
P1402035-001.01	6.0 L Source Can					

Explain any discrepancies: (include lab sample ID numbers): _____

RSK - MEEPP, HCL (pH<2); RSK - CO2, (pH 5-8); Sulfur (pH>4)

ALS ENVIRONMENTAL

RESULTS OF ANALYSIS

Client: **Environ International Corporation**
Client Sample ID: **SV-1-DEEP-201405** ALS Project ID: P1402035
Client Project ID: **Whirlpool, Ft Smith / 3434399A** ALS Sample ID: P1402035-001

Test Code: EPA TO-15 SIM Date Collected: 5/13/14
Instrument ID: Tekmar AUTOCAN/Agilent 5973N/HP6890A/MS19 Date Received: 5/21/14
Analyst: Wida Ang Date Analyzed: 5/30/14
Sample Type: 6.0 L Summa Canister Volume(s) Analyzed: 1.00 Liter(s)
Test Notes:
Container ID: SC00400

Initial Pressure (psig): -8.78 Final Pressure (psig): 3.63
Initial Pressure 2 (psig): -1.25 Final Pressure 2 (psig): 2.22

Canister Dilution Factor: 3.90

CAS #	Compound	Result µg/m³	MRL µg/m³	Result ppbV	MRL ppbV	Data Qualifier
75-01-4	Vinyl Chloride	ND	0.098	ND	0.038	
75-35-4	1,1-Dichloroethene	ND	0.098	ND	0.025	
156-60-5	trans-1,2-Dichloroethene	ND	0.098	ND	0.025	
75-34-3	1,1-Dichloroethane	ND	0.098	ND	0.024	
156-59-2	cis-1,2-Dichloroethene	ND	0.098	ND	0.025	
107-06-2	1,2-Dichloroethane	**0.23**	0.098	**0.057**	0.024	
71-55-6	1,1,1-Trichloroethane	ND	0.098	ND	0.018	
79-01-6	Trichloroethene	ND	0.098	ND	0.018	
127-18-4	Tetrachloroethene	**0.42**	0.098	**0.062**	0.014	

ND = Compound was analyzed for, but not detected above the laboratory reporting limit.
MRL = Method Reporting Limit - The minimum quantity of a target analyte that can be confidently determined by the referenced method.

ALS ENVIRONMENTAL

RESULTS OF ANALYSIS

Client: **Environ International Corporation**
Client Sample ID: **Method Blank** ALS Project ID: P1402035
Client Project ID: **Whirlpool, Ft Smith / 3434399A** ALS Sample ID: P140530-MB

Test Code: EPA TO-15 SIM Date Collected: NA
Instrument ID: Tekmar AUTOCAN/Agilent 5973N/HP6890A/MS19 Date Received: NA
Analyst: Wida Ang Date Analyzed: 5/30/14
Sample Type: 6.0 L Summa Canister Volume(s) Analyzed: 1.00 Liter(s)
Test Notes:

Canister Dilution Factor: 1.00

CAS #	Compound	Result µg/m³	MRL µg/m³	Result ppbV	MRL ppbV	Data Qualifier
75-01-4	Vinyl Chloride	ND	0.025	ND	0.0098	
75-35-4	1,1-Dichloroethene	ND	0.025	ND	0.0063	
156-60-5	trans-1,2-Dichloroethene	ND	0.025	ND	0.0063	
75-34-3	1,1-Dichloroethane	ND	0.025	ND	0.0062	
156-59-2	cis-1,2-Dichloroethene	ND	0.025	ND	0.0063	
107-06-2	1,2-Dichloroethane	ND	0.025	ND	0.0062	
71-55-6	1,1,1-Trichloroethane	ND	0.025	ND	0.0046	
79-01-6	Trichloroethene	ND	0.025	ND	0.0047	
127-18-4	Tetrachloroethene	ND	0.025	ND	0.0037	

ND = Compound was analyzed for, but not detected above the laboratory reporting limit.
MRL = Method Reporting Limit - The minimum quantity of a target analyte that can be confidently determined by the referenced method.

ALS ENVIRONMENTAL

SURROGATE SPIKE RECOVERY RESULTS

Client: **Environ International Corporation**
Client Project ID: **Whirlpool, Ft Smith / 3434399A** ALS Project ID: P1402035

Test Code: EPA TO-15 SIM
Instrument ID: Tekmar AUTOCAN/Agilent 5973N/HP6890A/MS19 Date(s) Collected: 5/13/14
Analyst: Wida Ang Date(s) Received: 5/21/14
Sample Type: 6.0 L Summa Canister(s) Date(s) Analyzed: 5/30/14
Test Notes:

Client Sample ID	ALS Sample ID	1,2-Dichloroethane-d4 % Recovered	Toluene-d8 % Recovered	Bromofluorobenzene % Recovered	Acceptance Limits	Data Qualifier
Method Blank	P140530-MB	**100**	**107**	**90**	70-130	
Lab Control Sample	P140530-LCS	**106**	**100**	**105**	70-130	
SV-1-DEEP-201405	P1402035-001	**96**	**105**	**98**	70-130	

Surrogate percent recovery is verified and accepted based on the on-column result.
Reported results are shown in concentration units and as a result of the calculation, may vary slightly from the on-column percent recovery.

ALS ENVIRONMENTAL

LABORATORY CONTROL SAMPLE SUMMARY

Client: **Environ International Corporation**
Client Sample ID: **Lab Control Sample** ALS Project ID: P1402035
Client Project ID: **Whirlpool, Ft Smith / 3434399A** ALS Sample ID: P140530-LCS

Test Code: EPA TO-15 SIM Date Collected: NA
Instrument ID: Tekmar AUTOCAN/Agilent 5973N/HP6890A/MS19 Date Received: NA
Analyst: Wida Ang Date Analyzed: 5/30/14
Sample Type: 6.0 L Summa Canister Volume(s) Analyzed: 0.125 Liter(s)
Test Notes:

CAS #	Compound	Spike Amount µg/m³	Result µg/m³	% Recovery	ALS Acceptance Limits	Data Qualifier
75-01-4	Vinyl Chloride	4.00	**3.56**	**89**	63-120	
75-35-4	1,1-Dichloroethene	4.28	**3.70**	**86**	67-114	
156-60-5	trans-1,2-Dichloroethene	4.24	**3.68**	**87**	66-115	
75-34-3	1,1-Dichloroethane	4.16	**4.06**	**98**	65-117	
156-59-2	cis-1,2-Dichloroethene	4.28	**3.68**	**86**	66-116	
107-06-2	1,2-Dichloroethane	4.20	**3.93**	**94**	61-118	
71-55-6	1,1,1-Trichloroethane	4.12	**3.83**	**93**	65-114	
79-01-6	Trichloroethene	4.16	**3.61**	**87**	66-116	
127-18-4	Tetrachloroethene	3.92	**3.42**	**87**	65-118	

Laboratory Control Sample percent recovery is verified and accepted based on the on-column result.
Reported results are shown in concentration units and as a result of the calculation, may vary slightly.

Appendix B

Vapor Monitoring Port Sampling Field Sheet

ENVIRON – VAPOR MONITORING PORT SAMPLING

PROJECT NUMBER: 3434399A

PROJECT NAME: Whirlpool, Ft. Smith, Arkansas

Sampler: Wendy Stonestreet

FIELD PARAMETERS

Well Location	Depth	Date	Canister ID	Regulator ID	Helium in Shroud during leak test	Start Time	Initial Vacuum Reading	Finish Time	Final Vacuum Reading	Notes
SV-1	Deep	5/13/14	SC0040	0A01357	26%	10:48	-28.5"Hg	21:06	-18" Hg	Sample ID: SV-1-DEEP-201405

Wendy Stonestreet

WEATHER

Sunny Cloudy Partly (Cloudy) Raining

Wind Direction: N

Wind Speed (mph) (0-10) 10-25 >25

Temperature: 53° F

COMMENTS

SV-2 - Both points had water in line. Attempted to purge for 30 min

SV-1 Shallow point had water in line. Attempted to purge for 30 min

Water remained in line.

VOLUME 1 OF 2





2nd Quarter 2014 Progress Report

Whirlpool Corporation
Fort Smith, AR

Prepared for:
Whirlpool Corporation

Prepared by:
ENVIRON International Corporation

Date:
August 15, 2014

Project Number:
34-34399A

ENVIRON

Second Quarter 2014 Progress Report – Volume 2
April 1, 2014 through June 31, 2014
Whirlpool, Fort Smith, AR

INTRODUCTION

This quarterly report has been prepared in accordance with the Remedial Action Decision Document (RADD) dated December 27, 2013 for the Whirlpool Fort Smith, Arkansas site. This report is not forward looking, but is instead a description of past activities and a review of previously collected scientific data that has been validated and summarized for this report. This report includes a description of the work completed during the 2nd Quarter of 2014; findings of the activities in this reporting period; issues identified and resolved; and, deviations or schedule adjustments from plans and correspondence submitted to ADEQ. Details regarding the discussion of Summary of Findings are provided in the attached documents.

SUMMARY OF FINDINGS

Overall

- The groundwater plume exhibits characteristics of a stable plume based upon statistical analysis of temporal concentration trends
- The approximate location of the plume boundary is generally consistent with previous reporting periods and historic results.
- For the first time, MW-61 was found to have concentrations above the RADD RALs. MW-61 will be further evaluated after the 3rd quarter groundwater sampling event.
- TCE concentrations in groundwater were generally consistent with historical results and are generally stable to decreasing both on and off-site.
- Natural attenuation of TCE is generally occurring via biological mechanisms or other natural attenuation mechanisms in both on-site and off-site groundwater.
- Risk estimates based upon groundwater and soil vapor data for potential vapor intrusion from off-site groundwater continue to be below ADEQ's risk management limits.

Remedy Implementation

- Phase I ISCO field monitoring activities were completed on May 29, 2014.
- Phase II ISCO field activities include:
    - Baseline injection monitoring during the weeks of May 18 and May 25
    - ISCO injection was conducted during the weeks of May 25 and June 1
    - Oxidant injections include:
        - 8,200 gallons of base activated sodium persulfate (BASP) injected in 11 existing permanent injection wells and 20 additional temporary direct push injection points in the "neck" area

        - 14,000 gallons of BASP injected into 10 existing permanent injection wells and 40 additional temporary direct push injection points in Areas 2 and 3
        - 3,000 gallons of Modified Fenton's reagent (hydrogen peroxide and chelated iron) activated sodium persulfate (MASP) injected in 10 temporary direct push injection points within Area 1 near MW-25
    - Post injection monitoring during the week of June 9
- Oxidant was identified to be distributed throughout the target injection area for the Phase II ISCO effort. Oxidant was also measured in adjacent wells located outside of injection areas.
- Additional post injection monitoring for the Phase II ISCO effort is scheduled for the 3rd Quarter.

REVIEW OF ACTIVITIES COMPLETED – 2nd QUARTER 2014

During the 2nd Quarter of 2014, groundwater samples were collected via low flow sampling. Groundwater samples were collected from 55 wells during the week of May 12th and on June 11th. The samples were analyzed for the parameters as outlined in the RADD. The Groundwater Monitoring Report for this quarter is included as Attachment A.

During the 2nd Quarter of 2014, a soil vapor sample was collected from the deep sample port at location VP-1 on May 13, 2014. The shallow port of VP-1 and both ports of VP-2 were filled with water during this quarterly event and therefore could not be sampled. The saturated soil conditions that prevented collection of soil vapor samples is attributed to the significant amount of precipitation that feel immediately prior to the field sampling event. A Soil Vapor Monitoring/Vapor Intrusion Report is included in this quarterly report as Attachment B.

The first In-situ Chemical Oxidation (ISCO) injection event (Phase I) occurred during the week of March 23, 2014. Performance monitoring for this event continued throughout much of the second quarter of 2014. Attachment C contains the Initial Oxidant Injection Summary Report.

In preparation for the Phase II ISCO site work, six (6) two-inch diameter monitoring wells (MW-81 through MW-86) were installed during the week of May 19th . Locations of the installed wells as well as boring and well construction logs are included as Appendix D. Ten wells were sampled for Volatile Organic Compounds (VOCs) prior to the Phase II injection of chemical oxidants. Results from this new baseline monitoring are included as Appendix E – Table 1. This baseline data will be used to guide implementation of the next remedy implementation effort, part of the adaptive remedy specified in the Work Plan.

The second ISCO injection event (Phase II ISCO) was conducted during the weeks of May 25 and June 1, 2014. Oxidant injections occurred in four areas, denoted as Areas 1, 2, 3, and the "neck" area (Appendix E – Tables 2 and 3). MASP and BASP were injected into four different areas as discussed above.

DATA AVAILABLE IN THIS QUARTER

Analytical data for the 55 wells sampled, including water levels from this sampling event, is included in the Groundwater Monitoring Report included as Attachment A.

Analytical data for the soil vapor monitoring point sampling is included in the Soil Vapor Monitoring/Vapor Intrusion Report included as Attachment B.

The initial (Phase I) ISCO injection event, with associated analytical and field monitoring data, is included as Attachment C.

Injection data and monitoring analytical data from the Phase II ISCO injection event through the end of 2nd quarter is included as Attachment E. Additional ISCO performance data will be provided to ADEQ in subsequent reports.

ISSUES ENCOUNTERED & RESOLUTION

The RADD identified five locations where soil vapor monitoring should be performed to confirm the conclusions regarding the potential for significant vapor intrusion at on and off-site areas. These locations included those installed in 2012. However, as stated in previous correspondence many of these points have become filled with water. Therefore, the geology in the location of certain points was reevaluated and new monitoring points were installed.

The RADD identified one of the five soil vapor monitoring points to be located on a property located north of Ingersoll Avenue and south of Jacobs Avenue. Two attempts were made to install this monitoring point during the 1st Quarter 2014 monitoring event. Because of the presence of wet shallow soil, the vapor monitoring point could not be installed.

During the 2nd Quarter 2014 monitoring event one vapor point sample was able to be collected. The other three vapor ports were filled with water and therefore could not be sampled.

SCHEDULE

There are no schedule deviations to report in the 2nd Quarter 2014. Pre-design data collection activities were started before the issuance of the final RADD and remedial activities continue to move forward at an aggressive pace.

LIST OF ATTACHMENTS

Volume 1
Attachment A – Second Quarter 2014 Groundwater Monitoring Report
Attachment B – Second Quarter 2014 Soil Vapor Monitoring/Vapor Intrusion Report

Volume 2
Attachment C - Initial Oxidant Injection Summary Report
Attachment D – Second Oxidant Injection Summary Report
Attachment E – Area 1 Soil Investigation Report





APPENDIX C
Initial Oxidant Injection Summary Report
Whirlpool Corporation
Fort Smith, AR

Prepared for:
Whirlpool Corporation

Prepared by:
ENVIRON International Corporation

Date:
August 15, 2014

Project Number:
3434399A

ENVIRON

Contents

		Page
1	**Introduction**	**1**
2	**Injection Well Installation**	**2**
2.1	Well Installation	2
2.2	Well Development	3
3	**Injection Activities**	**4**
3.1	Mobilization	4
3.2	Reagent Preparation	4
3.3	Reagent Injection	4
4	**Monitoring**	**6**
4.1	Baseline	6
4.2	Injection	6
4.3	Post Injection Monitoring	6
5	**Results**	**7**
5.1	Potentiometric Surface	7
5.2	Field Water Quality Parameters	7
5.3	Persulfate Concentrations	7
5.4	VOC Concentrations	8
6	**Summary**	**9**

List of Tables

Table 1:	Injection Log
Table 2A:	Summary of Injection Well Analytical Results – March and April 2014
Table 2B:	Summary of Injection Well Analytical Results – May 2014
Table 3:	Summary of Water Quality Parameters and Persulfate Concentrations – Array 1
Table 4:	Summary of Water Quality Parameters and Persulfate Concentrations – Array 2
Table 5:	Summary of Water Quality Parameters and Persulfate Concentrations – Array 3
Table 6:	Summary of TCE Concentrations – Array 1
Table 7:	Summary of TCE Concentrations – Array 2
Table 8:	Summary of TCE Concentrations – Array 3

List of Figures

Figure 1:	Site Location
Figure 2:	Injection Well Arrays
Figure 3:	Injection Process Diagram
Figure 4A-E:	Field Measurements versus Time Charts – Array 1
Figure 5A-E:	Field Measurements versus Time Charts – Array 2
Figure 6A-E:	Field Measurements versus Time Charts – Array 3

List of Appendices

Appendix A:	Injection Well Boring Logs and Construction Diagrams
Appendix B:	Reagent Material Safety Data Sheets
Appendix C:	Laboratory Analytical Reports
Appendix D:	Data Logger Readings

1 Introduction

The initial injection event of the in-situ chemical oxidation component of the final remedy defined by the Remedial Action Decision Document (RADD) dated December 27, 2013 was completed during the week of March 23, 2014. During this event base activated sodium persulfate (BASP), which uses a combination of sodium persulfate ($Na_2S_2O_8$) and sodium hydroxide (NaOH), was introduced into the contaminated shallow water bearing zone associated with the Whirlpool Corporation facility located in Fort Smith, Arkansas (see Figure 1). The BASP process generates sulfate radicals, hydroxyl radicals and superoxide radicals under elevated pH conditions (i.e. pH greater than 10.5 to 11) that promote enhanced desorption and degradation of the constituents of concern (COCs) at the site, primarily trichloroethene (TCE) and its degradation products. The end products of the reaction are carbon dioxide, sulfate, oxygen and water.

The Arkansas Department of Environmental Quality (ADEQ) reviewed the *Inventory Requirements for "Authorized By Rule" Class V Wells, Whirlpool Corporation, Fort Smith, Arkansas,* prepared by ENVIRON International Corporation dated February 2014 and additional information provided on March 4, 2014 and, as summarized in a letter dated March 11, 2014, determined that the described injection activities would be "authorized by rule" as described in 40 CFR 144.84. In-Situ Oxidative Technologies, Inc., (ISOTEC) of Lawrenceville, New Jersey provided materials, equipment and personnel needed to introduce the reagents into the subsurface at the selected locations and assisted ENVIRON personnel monitoring the progress of the injection event. This report summarizes the activities performed during the injection event and the data collected during and after oxidant injection.

2 Injection Well Installation

2.1 Well Installation

Installation of injection wells began on February 24, 2014 and was completed on March 13, 2014. The injection wells were installed in three arrays of closely spaced wells at the following locations (see Figure 2):

- **Array 1**. Located in parking lot north of the northwestern corner of the Whirlpool building approximately 175 feet north of Area 1 and 75 west of the electrical substation and consists of 13 injection wells (IW-101 through IW-112 and IW-130);
- **Array 2**. Located north of Ingersoll Avenue in Area 2 and immediately north of Area 2 between monitoring well MW-35R and IW-77 and consists of 13 injection wells (IW-101 through IW-112 and IW-130); and
- **Array 3**. Located in Area 1 immediately north of the northwestern corner of the Whirlpool building between monitoring wells ITMW-18 and ITMW-12. Consists of five injection wells (IW-125 through IW-129).

The drilling and installation of injection wells was conducted by Mohawk Drilling, Inc. of Tulsa, Oklahoma and Able Environmental Drilling of Yukon, Oklahoma; both licensed Arkansas Well Contractors. The boring for each well was completed using hollow stem auger drilling techniques and soil samples were logged by an ENVIRON geologist.

The injection wells within each array were installed similar total depths targeting the gravelly portion of the lower transmissive zone. Injection wells were installed to an approximate total depth ranging from 26 to 28.5 feet below ground surface (bgs) in Array 1, to an approximate total depth ranging from 23.8 to 24.8 feet bgs in Array 2, and to an approximate total depth ranging from 28.2 to 29.2 feet bgs in Array 3. Each well was constructed with a 5 feet length of 2-inch diameter, 0.01-inch slot PVC screen and 2-inch diameter, solid flush threaded schedule 40 PVC riser pipe to the surface. A 20/40 grade sand pack was installed in the well annulus around the PVC screen to approximately 2 feet above the top of the screen followed by 2 feet of annular seal consisting of hydrated bentonite chips above the top of the sand pack. The remainder of the annular space was pressure grouted with a bentonite/cement grout installed with a tremie pipe from the bottom of the open well annulus to the surface. All injection wells were completed at the surface with a traffic rated flush mount protective cover installed within a concrete apron. Soil boring and well construction logs for each well are provided in Appendix A.

All drill tooling was decontaminated between borings using high pressure municipal water and/or with municipal water and a low phosphate detergent wash followed by a municipal water rinse. Decontamination water was collected and containerized in labeled 350-gallon plastic totes and/or 55-gallon steel drums and staged on the site for future disposal. Cuttings generated during drilling were containerized in labeled 20 yard roll off boxed labeled steel drums and staged at central locations on the facility for future disposal.

The lithology encountered at each array was generally consistent with predominately clayey silts and silty clays encountered from the surface to a depth of approximately 10 feet bgs followed by fine to medium sandy clays, clayey sands, and sandy silts to a depth ranging from 20-24 feet bgs followed by a fine to medium clayey sand and subrounded gravel zone to a depth ranging from 20-28 feet bgs which is underlain by a clay (with sand and gravel) followed by weathered shale. In general, the clayey sand and gravel layer was encountered at shallower depths of approximately 20 feet bgs at Array 2 located north of Ingersoll Avenue compared to Array 1 and Array 3 located south of Ingersoll Avenue at depths ranging between 20.5 to 24.5 feet bgs. In addition, the clayey sand and gravel layer was generally thinner at Array 2; with thickness ranging from approximately three to four feet as compared to Array 1 and Array 3 where it ranged in thickness from approximately 3.5 to 7 feet.

2.2 Well Development

Following installation, the new injection wells were surged and purged to remove fine material that may be in the sand pack and well screen. Approximately five measured casing volumes of water were purged from each well during development. All development water generated was containerized in labeled totes for future disposal.

Each of the injection wells was surveyed by a licensed Arkansas surveyor to determine the coordinates of the well casing and the elevation of the top of casing and ground surface.

3 Injection Activities

3.1 Mobilization

Equipment transported to the site included an ISOTEC box truck housing miscellaneous equipment such as hoses, pumps, drums, tanks, mixers, generator, compressor, etc. Materials transported to the site included 1,760 pounds (lbs) of sodium persulfate in 55-lbs bags and approximately 420 gallons of 25% sodium hydroxide solution (4,480 lbs) in 55-gallon drums. Water used during the injection event was obtained from an active water line within the Whirlpool Boiler Building. The ISOTEC box truck was utilized as a mobile chemical staging/preparation area. All liquid chemicals stored within the box truck were staged within secondary containment units. As a precautionary safety measure, a fire extinguisher and emergency eye-wash station were staged close to the chemical preparation area.

3.2 Reagent Preparation

Figure 3 provides the process block diagram associated with the ISOTEC treatment program at the site. The reagents utilized consisted of sodium persulfate and sodium hydroxide. The activated sodium persulfate was injected at an approximate concentration of 12%. Sodium persulfate was shipped to the site as a dry powder in 55-lbs bags and sodium hydroxide was shipped to the site and stored in DOT approved 55-gallon high density polyethylene (HDPE) drums at an initial concentration of 25%. The two reagents were mixed together in small 55-gallon HDPE drums immediately prior to injection. Material safety data sheets for the reagents are provided in Appendix B.

3.3 Reagent Injection

The BASP solution was delivered into the subsurface initially under gravity feed. Subsequently, the BASP solution was pumped using either an electric powered Lutz drum pump or pneumatic diaphragm pump. During injection the instantaneous flow rate and pressure at the wellhead was monitored and recorded at routine intervals. These readings are summarized in Table 1. The following is a generalized summary of the injection activities by array.

- **Array 1**. Injected a total of 800 gallons of BASP solution into IW-130 on March 24 (200 gallons) and 25 (600 gallons) at flow rates ranging from 0.5 to 2.17 gallons per minute (gpm) and injection wellhead pressures ranging from 0 to 19 pounds per square inch (psi).
- **Array 2.** Injected a total of 600 gallons of BASP solution into IW-131 on March 26 (400 gallons) and 27 (200 gallons) at flow rates ranging from 1.51 to 3.05 gpm and injection wellhead pressures ranging from 0 to 5 psi.
- **Array 3**. Injected a total of 200 gallons of BASP solution into IW-129 on March 26 at flow rates ranging from 1.15 to 1.86 gpm and injection wellhead pressures ranging from 8 to 20 psi.

Generally, the well head pressures increased as the flow rate were increased at each injection well except at IW-130 in Array 1 where the wellhead pressure increased approximately 8 psi

after injection of 550 gallons while injecting at a constant flow rate of approximately 2 gpm. A total of 1,600 gallons of BASP solution was injected at an average flow rate of 1.92 gpm.

4 Monitoring

4.1 Baseline

Baseline monitoring was conducted at the injection wells on March 23 through March 25, 2014. The depth to water was recorded and low flow sampling methodology was used to monitor and collect temperature, conductivity, dissolved oxygen (DO), pH and oxidation-reduction potential (ORP) readings. Following stabilization groundwater samples were collected from each injection well and submitted to Pace Analytical Services, Inc. for volatile organic compound (VOC) analysis by EPA Method 8260. In addition groundwater samples were collected form four injection wells (IW-113, IW-121, IW-122 and IW 123) in Array 2 for iron and manganese analysis by EPA Method 6010.

4.2 Injection

As indicated above, flow rate, volume, and injection pressure at the well head were monitored and recorded during BASP solution injection. Data collected from wells in each array and certain wells adjacent to the arrays during injection at two to three times each day included water levels, temperature, conductivity, DO, pH, ORP and sodium persulfate using CHEMetrics' persulfate field test kit that employ the ferric thiocyanate method. Sodium persulfate test were performed only after elevated pH or conductivity readings were observed that indicate the presence of BASP in the samples. In addition, In-Situ Troll 9500 data loggers were installed in certain wells in Array 1 (IW-107, IW-109 and IW-111) and Array 2 (IW-114, IW-116 and IW-118) during injection. The data loggers recorded time, water level, barometric pressure, ORP, DO and conductivity. Grab groundwater samples for field water quality parameters and sodium persulfate concentrations were collected using disposable bailers or peristaltic pump.

4.3 Post Injection Monitoring

Post injection monitoring for field parameters and sodium persulfate concentrations was conducted on March 29, 2014 (two days following end of injection event); March 31, 2014 (four days following end of injection event); April 7, 2014 (11 days following end of injection event); April 14, 2014 (18 days following end of injection event), April 29-30, 2014 (33 to 34 days following end of the injection event), and May 23-29 (57 to 63 days following end of the injection event). Post injection groundwater samples were collected for VOC analysis at the following wells:

- **April 7, 2014**. IW-115, IW-119 and IW-123 in Array 2;
- **April 14-16, 2014**. IW-113 through IW-124 in Array 2 and IW-110 and IW-112 in Array 1;
- **April 29-30, 2014**. IW-101 through IW-112 in Array 1, IW-131 in Array 2 and IW-128 in Array 3; and
- **May 23-29.** IW-101, 106, 108, 109 and 130 in Array 1, IW-115, IW-118 and IW-131 in Array 2, and IW-125 through IW-129 in Array 3.

5 Results

Laboratory analytical results are summarized in Table 2A (March and April 2014) and Table 2B (May 2014) and laboratory analytical reports are found in Appendix C, field measured parameters are summarized in Table 3 (Array 1), Table 4 (Array 2) and Table 5 (Array 3), and data logger readings are summarized in Appendix D. Figure 4A through Figure 4E, Figure 5A through 5E, and Figure 6A through 6E show changes in certain field measured parameters over time (potentiometric water levels, pH, ORP, conductivity and persulfate concentrations) for Array 1, Array 2 and Array 3, respectively.

5.1 Potentiometric Surface

The potentiometric data for the array wells indicate the groundwater gradient is very flat. The difference between potentiometric surfaces in wells prior to injection was 0.4 feet at Array 1, 0.3 feet at Array 2 and 0.15 feet at Array 3. During injection at IW-130 in Array 1, potentiometric levels in three of the 12 nearby injection wells (IW-108, IW-109 and IW-111) increased notably while limited increases were observed in the remaining injection wells in the array. At Array 2, only limited increases in potentiometric levels were observed in the majority of injection wells during injection at IW-131. Potentiometric levels increased notably in each of the four nearby injection wells (IW-125 through IW-128) during injection at IW-129 in Array 3 with the potentiometric surface at IW-125 increasing almost 2.5 feet. Potentiometric levels typically returned to static levels within 24 hours or less.

5.2 Field Water Quality Parameters

Increases in conductivity, pH and ORP are influenced by the injection of BASP solution into the subsurface. Notable increases (approximately 30% to 50% greater than baseline) in these parameters were measured at the majority of the injection wells in each Array. Elevated conductivity and pH were most closely correlated with measurable levels of sodium persulfate. Increases in ORP were measured in almost every well in each array during injection and was followed by decrease in ORP values to levels below baseline conditions during post injection monitoring.

5.3 Persulfate Concentrations

Persulfate concentrations greater than 1% of the concentration of persulfate in the BASP solution placed in the injection point (approximately 1,200 mg/L) were measured in eight of the 12 injection wells surrounding IW-130 in Array 1, in 11 of the 12 injection wells surrounding IW-131 in Array 2 and in all four of the injection wells surrounding IW-129 in Array 3. Elevated persulfate concentration along with corresponding elevated pH levels (greater than 10.5 SU) that are indicative of the presence of BASP solution were measured in the following wells:

- **Array 1.** Three of four wells located approximately 5 feet from the injection point, in one of three wells located approximately 10 feet from the injection point and in one of five wells located approximately 15 feet from the injection point;
- **Array 2.** Eight of nine wells located approximately 5 to 10 feet from the injection point and in three of five wells located approximately 18 feet from of the injection point; and

- **Array 3.** Three of three wells located approximately 5 feet from the injection point and in the remaining well located approximately 10 feet from the injection point.

5.4 VOC Concentrations

Generally, VOC samples were only collected if residual persulfate concentrations were less than 100 mg/L; however, samples were collected from several wells with elevated persulfate concentrations on April 29-30, 2014 and in May 2014. TCE analytical results for baseline and post-injection samples collected through the week of May 25, 2014, are summarized in Table 6 (Array 1) and Table 7 (Array 2).

For comparison, the percent reduction in TCE concentrations from the baseline sampling event (March 2014) to the most recent sampling event was calculated and also summarized in each table. The percent reduction of TCE concentrations at Array 1 ranged from 42% to 70% in injection wells located approximately 5 feet from the injection point, from 17% to 95% in injection wells located approximately 10 feet from the injection point and from no reduction to 79% in wells located approximately 15 feet from the injection point. The TCE concentration in IW-130 (Array 1 injection point) decreased by 79%. TCE concentrations at Array 2 comprised increased TCE concentrations in three wells, no significant change (less than 5%) in three wells, and percent reductions ranging from approximately 8% to 19% in the remaining six wells. The percent reduction in TCE concentrations at Array 3 ranged from approximately 61% to 99% in injection wells located approximately 5 feet from the injection point, was 60% in injection well located approximately 10 feet from the injection point and was 99% in the injection point well IW-129. Samples with 99% reduction in TCE concentrations contained persulfate at concentrations greater than 10,000 mg/L at the time of sampling which may bias the analytical results low due to additional reaction of persulfate and the target VOCs following sample collection and prior to analysis.

6 Summary

The initial oxidant reagent (BASP) injection event occurred at the Whirlpool facility in Fort Smith, Arkansas during the week of March 23, 2014. During this event 800 gallons of BASP was injected in to IW-130 located in injection well Array 1, 600 gallons of BASP was injected into IW-131 located in injection well Array 2, and 200 gallons of BASP was injected into IW-129 located in injection well Array 3. Monitoring of water levels, field water quality parameters, and persulfate concentrations during and following injection indicate that the influence of the oxidant was measured in wells located up to 18 feet from the injection point; although greater influence was observed in wells located from 5 to 10 feet from the injection point. The monitoring data confirmed the heterogeneity of the subsurface as illustrated by the variability of readings relative to distance from the injection point and time both during and following injection. The percent reduction in TCE concentrations relative to baseline was less than anticipated based on results of the bench scale treatability study; however, bench scale treatability study results rarely translate directly to field treatment program results due to additional factors present during field implementation (e.g. migration of contaminated groundwater from areas outside of the treatment zone, desorption of contaminants from the aquifer soils, etc.). Typically, multiple injection applications are required to complete field treatment programs using in-situ chemical oxidation.

Tables

TABLE 1
BASP INJECTION LOG
Whirlpool Facility
Fort Smith, Arkansas

Injection Point ID	Injection Date	Start Time	Stop Time	BASP Volume (gal)	BASP Injection Time (mins)	Average BASP Flow Rate (gal/min)	Well Head Pressure (psi) and Instantaneous Flow Rates (gal/min)
IW-130	3/24/2014	15:40	16:25	50	45	1.11	0 @ 1.35 gpm 15:40
							0 @ 1.0 gpm 15:45
							0 @ 0.5 gpm 15:51
							0 @ 1.5 gpm 15:52
							0 @ 1.0 gpm 15:58
		16:25	17:06	50	41	1.22	0 @ 1.23 gpm 16:27
							0 @ 0.74 gpm 16:37
							0-3 @ 1.01 gpm 16:50
							4 @ 1.33 gpm 16:55
							4 @ 1.43 gpm 17:02
		17:06	17:36	50	30	1.67	5 @ 1.43 gpm 17:07
							5 @ 1.75 gpm 17:12
							7.5 @ 1.26 gpm 17:16
							7.5 @ 1.54 gpm 17:31
		17:36	18:05	50	29	1.72	7.5 @ 1.70 gpm 16:38
							7.5 @ 1.54 gpm 17:45
							7.5 @ 1.60 gpm 17:57
Daily Total IW-130				**200**	**145**	**1.38**	
IW-130	3/25/2014	9:28	9:58	50	30	1.67	0 @ 1.20 gpm 9:28
							4-5 @ 1.46 gpm 9:38
							8-9 @ 1.54 gpm 9:38
							8-9 @ 1.54 gpm 9:58
		9:58	10:30	50	31	1.61	8-9 @ 1.46 gpm 10:01
							7-8 @ 1.42 gpm 10:10
							7-8 @ 1.42 gpm 10:20
							7-8 @ 1.42 gpm 10:30
		10:30	11:00	50	30	1.67	8-9 @ 1.52 gpm 10:41
							8-9 @ 1.54 gpm 10:47
		11:00	11:28	50	28	1.79	9-10 @ 1.55 gpm 11:00
							10-11 @ 1.53 gpm 11:11
		11:28	11:55	50	27	1.85	10-11 @ 2.00 gpm 11:28
							10-11 @ 2.00 gpm 11:55
		11:55	12:20	50	25	2	10-11 @ 2.00 gpm 12:10
							10-11 @ 2.00 gpm 12:20
		13:52	14:14	50	22	2.27	10-11 @ 1.80 gpm 13:54
							10-11 @ 2.05 gpm 13:56
							11-12 @ 1.95 gpm 13:58
							16 @ 2.00 gpm 14:03
							18 @ 2.05 gpm 14:09
		14:14	14:35	50	21	2.38	18 @ 2.16 gpm 14:17
							18 @ 2.12 gpm 14:25
		14:35	14:57	50	22	2.27	18 @ 2.12 gpm 14:36
							18 @ 2.15 gpm 14:48
		14:57	15:19	50	22	2.27	18 @ 2.11 gpm 14:58
							19 @ 2.17 gpm 15:09
		15:19	15:42	50	23	2.17	19 @ 2.14 gpm 15:20
							19 @ 2.14 gpm 15:41
		15:42	16:04	50	22	2.27	18 @ 2.14 gpm 15:42
Daily Total IW-130				**600**	**303**	**1.98**	
Event Total IW-130				**800**	**448**	**1.79**	

TABLE 1
BASP INJECTION LOG
Whirlpool Facility
Fort Smith, Arkansas

Injection Point ID	Injection Date	Start Time	Stop Time	BASP Volume (gal)	BASP Injection Time (mins)	Average BASP Flow Rate (gal/min)	Well Head Pressure (psi) and Instantaneous Flow Rates (gal/min)
IW-131	3/26/2014	9:20	9:50	50	30	1.67	
							0 @ 1.58 gpm 9:26
							0 @ 1.51 gpm 9:42
		9:50	10:12	50	22	2.27	0 @ 2.02 gpm 9:52
							0 @ 2.08 gpm 10:00
		10:12	10:35	50	23	2.17	1-3 @ 2.10 gpm 10:12
							1-3 @ 2.2 gpm 10:35
		10:35	10:55	50	20	2.5	1-3 @ 2.2 gpm 10:38
							1-3 @ 2.35 gpm 10:46
		10:55	11:15	50	20	2.5	1-3 @ 2.40 gpm 10:56
							1-3 @ 2.27 gpm 11:02
		11:15	11:35	50	20	2.5	1-3 @ 2.32 gpm 11:17
							1-3 @ 2.26 gpm 11:22
		11:35	11:57	50	22	2.27	1-3 @ 2.32 gpm 11:37
							1-3 @ 2.41 gpm 11:49
		11:57	12:17	50	20	2.5	1-3 @ 2.36 gpm 11:59
							5 @ 2.33 gpm 12:06
Daily Total IW-131				**400**	**177**	**2.26**	
IW-131	3/27/2014	8:47	9:06	50	19	2.63	
							0 @ 2.46 gpm 8:49
							0 @ 2.49 gpm 8:59
		9:06	9:26	50	20	2.5	0-3 @ 2.49 gpm 9:08
							0-3 @ 2.27 gpm 9:26
		9:26	9:42	50	17	2.94	0-3 @ 3.05 gpm 9:31
							0-3 @ 3.03 gpm 9:38
		9:42	9:59	50	17	2.94	0-3 @ 3.04 gpm 9:42
							4 @ 3.01 gpm 9:56
Daily Total IW-131				**200**	**73**	**2.74**	
Event Total IW-131				**600**	**250**	**2.40**	
IW-129	3/26/2014	15:01	15:41	50	40	1.25	14 @ 1.15 gpm 15:01
							8 @ 1.28 gpm 15:07
							14 @ 1.17 gpm 15:18
							13 @ 1.28 gpm 15:36
		15:41	16:15	50	34	1.47	13 @ 1.51 gpm 15:45
							20 @ 1.38 gpm 15:51
							20 @ 1.38 gpm 15:59
		16:15	16:46	50	31	1.61	20 @ 1.41 gpm 16:17
							20 @ 1.52 gpm 16:28
		16:46	17:18	50	32	1.56	20 @ 1.56 gpm 16:50
							20 @ 1.51 gpm 17:12
Daily Total IW-129				**200**	**137**	**1.46**	
Event Total IW-129				**200**	**137**	**1.46**	
Event Total				**1600**	**835**	**1.92**	

Notes:
PSI = Pounds per square inch
gpm = Gallons per minute

TABLE 2A
SUMMARY OF INJECTION WELL WATER SAMPLE ANALYTICAL RESULTS - MARCH and APRIL 2014
Whirlpool Facility
Fort Smith, AR

Location	Remedial Action Levels per ADEQ RADD Isssued Dec 2013	IW-101	IW-101	IW-102	IW-102	IW-103	IW-103	IW-104	IW-104	IW-105	IW-105	IW-106	IW-106	IW-107	IW-107
ENVIRON Sample ID		IW-101-20140323	IW-101-20140430	IW-102-20140323	IW-102-20140430	IW-103-20140323	IW-103-20140430	IW-104-20140323	IW-104-20140430	IW-105-20140323	IW-105-20140430	IW-106-20140323	IW-106-20140430	IW-107-20140323	IW-107-20140430
Lab Sample ID		60165578011	60168198009	60165578004	60168198007	60165578019	60168198008	60165578013	60168198006	60165578022	60168198002	60165578005	60168198003	60165578015	60168198005
Sample Method															
Sample Date		03/23/2014	04/30/2014	03/23/2014	04/30/2014	03/23/2014	04/30/2014	03/23/2014	04/30/2014	03/23/2014	04/30/2014	03/23/2014	04/30/2014	03/23/2014	04/30/2014
Comments															
Volatile Organic Compounds															
Acetone	12000	2.4 J (10)	8.6 J (10)	U (10)	10.5 (10)	4.6 J (10)	2.6 J (10)	2 J (10)	17.5 (10)	U (10)	19 (10)	U (10)	18 (10)	3 J (10)	15.1 (10)
Benzene	5.0	U (5)	0.14 J (5)	U (5)	U (5)	0.43 J (5)	0.14 J (5)	U (5)	0.12 J (5)	U (5)	U (5)	U (5)	0.1 J (5)	U (5)	U (5)
Bromodichloromethane	80	0.67 J (5)	U (5)	U (5)	U (5)	U (5)	U (5)	U (5)	U (5)	0.45 J (5)	0.43 J (5)	U (5)	0.45 J (5)	U (5)	U (5)
Bromoform	80	U (5)	16.1 (5)	U (5)	0.48 J (5)	U (5)	1.4 J (5)	U (5)	2.5 J (5)	U (5)	9.2 (5)	U (5)	68.5 (5)	U (5)	11.2 (5)
Bromomethane	7.0	U (7)	0.35 J (7)	U (7)	0.39 J (7)	U (7)	U (7)	U (7)	0.46 J (7)	U (7)	U (7)	U (7)	0.54 J (7)	U (7)	2.1 J (7)
2-Butanone	4900	U (10)	2.1 J (10)	U (10)	1.9 J (10)	U (10)	U (10)	U (10)	4.1 J (10)	U (10)	2.6 J (10)	U (10)	2.9 J (10)	U (10)	3.2 J (10)
Carbon Disulfide	720	U (10)	U (10)	U (10)	U (10)	U (10)	0.21 J (10)	U (10)	0.3 J (10)	U (10)	U (10)	0.22 J (10)	U (10)	U (10)	0.16 J (10)
Chloroform	80	2.1 J (5)	1 J (5)	0.54 J (5)	0.39 J (5)	0.39 J (5)	0.41 J (5)	0.73 J (5)	0.9 J (5)	2.6 J (5)	2.3 J (5)	0.51 J (5)	0.42 J (5)	0.37 J (5)	0.42 J (5)
Chloromethane	190	U (10)	0.17 J (10)	U (10)	0.36 J (10)	U (10)	0.15 J (10)	U (10)	0.94 J (10)	U (10)	0.19 J (10)	U (10)	0.2 J (10)	U (10)	0.28 J (10)
Dibromochloromethane	80	0.41 J (5)	0.58 J (5)	U (5)	U (5)	U (5)	U (5)	U (5)	U (5)	U (5)	0.3 J (5)	U (5)	1.8 J (5)	U (5)	0.44 J (5)
1,1-Dichloroethane	2.4	U (2.4)	U (2.4)	U (2.4)	U (2.4)	U (2.4)	U (2.4)	U (2.4)	U (2.4)	U (2.4)	U (2.4)	U (2.4)	U (2.4)	U (2.4)	U (2.4)
1,2-Dichloroethane	5.0	U (5)	0.42 J (5)	U (5)	U (5)	U (5)	U (5)	U (5)	0.22 J (5)	U (5)	U (5)	U (5)	U (5)	U (5)	U (5)
1,1-Dichloroethene	7.0	0.6 J (5)	0.38 J (5)	1.3 J (5)	U (5)	1.3 J (5)	1.6 J (5)	1.3 J (5)	U (5)	1.3 J (5)	U (5)	0.31 J (5)	U (5)	0.35 J (5)	U (5)
cis-1,2-Dichloroethene	70	7.5 (5)	18.9 (5)	14.6 (5)	5.4 (5)	13.1 (5)	22.8 (5)	13.5 (5)	12.6 (5)	14.4 (5)	4.9 J (5)	4.2 J (5)	6.8 (5)	4.3 J (5)	3.3 J (5)
trans-1,2-Dichloroethene	100	U (5)	2.4 J (5)	1.4 J (5)	0.96 J (5)	1.4 J (5)	1.2 J (5)	1.4 J (5)	2.6 J (5)	1.1 J (5)	0.89 J (5)	U (5)	1.4 J (5)	U (5)	0.63 J (5)
1,2-Dichloropropane	5.0	U (5)	U (5)	U (5)	U (5)	U (5)	U (5)	U (5)	U (5)	3.1 J (5)	U (5)	U (5)	U (5)	U (5)	U (5)
Ethyl Benzene	700	U (5)	U (5)	U (5)	U (5)	U (5)	U (5)	U (5)	U (5)	U (5)	U (5)	U (5)	U (5)	U (5)	U (5)
Methylene Chloride	5.0	U (5)	0.31 J (5)	U (5)	0.17 J (5)	U (5)	0.31 J (5)	U (5)	0.31 J (5)	U (5)	0.22 J (5)	U (5)	0.18 J (5)	U (5)	0.16 J (5)
1,1,2,2-Tetrachloroethane	U (1)	U (1)	U (1)	U (1)	U (1)	U (1)	U (1)	U (1)	U (1)	U (1)	U (1)	U (1)	U (1)	U (1)	U (1)
Tetrachloroethene	5.0	0.16 J (5)	0.26 J (5)	0.25 J (5)	U (5)	0.97 J (5)	0.36 J (5)	0.17 J (5)	0.28 J (5)	0.22 J (5)	U (5)	U (5)	0.12 J (5)	U (5)	U (5)
Toluene	1000	0.37 J (5)	U (5)	U (5)	U (5)	U (5)	U (5)	U (5)	U (5)	0.19 J (5)	U (5)	U (5)	U (5)	U (5)	U (5)
1,1,2-Trichloroethane	5.0	U (5)	U (5)	U (5)	U (5)	U (5)	U (5)	U (5)	U (5)	U (5)	U (5)	U (5)	U (5)	U (5)	U (5)
Trichloroethene	5.0	314 (25)	794 (50)	685 (50)	239 (25)	692 (50)	729 (50)	637 (50)	527 (25)	901 (50)	185 (5)	198 (5)	163 (5)	198 (5)	110 (5)
Vinyl Chloride	2.0	0.21 J (2)	U (2)	0.45 J (2)	U (2)	0.76 J (2)	0.83 J (2)	0.69 J (2)	U (2)	0.54 J (2)	U (2)	U (2)	U (2)	0.14 J (2)	U (2)
Metals															
Iron	NE	NM	NM	NM	NM	NM	NM	NM	NM	NM	NM	NM	NM	NM	NM
Manganese	NE	NM	NM	NM	NM	NM	NM	NM	NM	NM	NM	NM	NM	NM	NM

Notes:
1 All concentrations are presented in ug/L.
2 Only compounds with at least one detection are shown.
3 Concentrations that exceed the Als for Fort Smith ADEQ RADD Isssued Dec 2013 are double underlined.

Abbreviations:
U -- Not Detected
J -- Estimated Concentration
( ) -- Detection Limit
RADD -- Remedial Action Decision Document
ADEQ -- Arkansas Department of Environmental Quality
ug/L = micrograms per Liter
NE = Not Established
NM = Not Measured

TABLE 2A
SUMMARY OF INJECTION WELL WATER SAMPLE ANALYTICAL RESULTS - MARCH and APRIL 2014
Whirlpool Facility
Fort Smith, AR

Location	Remedial Action Levels per ADEQ RADD Isssued Dec 2013	IW-108	IW-108	IW-109	IW-109	IW-110	IW-110	IW-110	IW-111	IW-111	IW-112	IW-112	IW-112	IW-113	IW-113
ENVIRON Sample ID		IW-108-20140323	IW-108-20140429	IW-109-20140323	IW-109-20140429	IW-110-20140323	IW-110	IW-110-20140430	IW-111-20140323	IW-111-20140429	IW-112-20140323	IW-112	IW-112-20140430	IW-113-20140324	IW-113
Lab Sample ID		60165578020	60168198012	60165578016	60168198013	60165578010	60167279013	60168198014	60165578021	60168198010	60165578008	60167279014	60168198004	60165578018	60167279001
Sample Method															
Sample Date		03/23/2014	04/29/2014	03/23/2014	04/29/2014	03/23/2014	04/16/2014	04/30/2014	03/23/2014	04/29/2014	03/23/2014	04/16/2014	04/30/2014	03/24/2014	04/14/2014
Comments															
Volatile Organic Compounds															
Acetone	12000	U (10)	41.8 (10)	2.1 J (10)	19.5 (10)	4 J (10)	24 (10)	7.8 J (10)	2.3 J (10)	15.5 (10)	3.2 J (10)	28.7 (10)	20.8 (10)	162 (10)	31.1 (10)
Benzene	5.0	0.11 J (5)	0.26 J (5)	U (5)	U (5)	U (5)	U (5)	U (5)	0.28 J (5)	U (5)	U (5)	U (5)	0.1 J (5)	U (5)	0.12 J (5)
Bromodichloromethane	80	U (5)	1 J (5)	U (5)	U (5)	U (5)	U (5)	U (5)	0.31 J (5)	U (5)	U (5)	U (5)	U (5)	0.27 J (5)	U (5)
Bromoform	80	U (5)	281 (25)	U (5)	6.8 (5)	U (5)	1.7 J (5)	2 J (5)	U (5)	18.8 (5)	U (5)	U (5)	1.2 J (5)	U (5)	1.4 J (5)
Bromomethane	7.0	U (7)	8.2 (7)	U (7)	0.43 J (7)	U (7)	U (7)	0.4 J (7)	U (7)	0.48 J (7)	U (7)	U (7)	1 J (7)	U (7)	U (7)
2-Butanone	4900	U (10)	5.1 J (10)	U (10)	3.3 J (10)	U (10)	U (10)	1.2 J (10)	U (10)	1.8 J (10)	U (10)	U (10)	2.8 J (10)	121 (10)	12.1 (10)
Carbon Disulfide	720	U (10)	0.2 J (10)	U (10)	U (10)	U (10)	U (10)	0.14 J (10)	U (10)	U (10)	U (10)	U (10)	0.14 J (10)	U (10)	U (10)
Chloroform	80	0.83 J (5)	0.41 J (5)	1.3 J (5)	0.23 J (5)	0.32 J (5)	0.46 J (5)	0.39 J (5)	1.4 J (5)	0.48 J (5)	0.53 J (5)	0.28 J (5)	0.86 J (5)	1.3 J (5)	0.44 J (5)
Chloromethane	190	U (10)	2.8 J (10)	U (10)	0.18 J (10)	U (10)	U (10)	U (10)	U (10)	0.15 J (10)	U (10)	0.19 J (10)	0.61 J (10)	U (10)	U (10)
Dibromochloromethane	80	U (5)	5.4 (5)	U (5)	U (5)	U (5)	U (5)	U (5)	U (5)	0.25 J (5)	U (5)	U (5)	U (5)	U (5)	U (5)
1,1-Dichloroethane	2.4	U (2.4)	U (2.4)	U (2.4)	U (2.4)	U (2.4)	U (2.4)	U (2.4)	U (2.4)	U (2.4)	U (2.4)	U (2.4)	U (2.4)	U (2.4)	U (2.4)
1,2-Dichloroethane	5.0	U (5)	U (5)	U (5)	U (5)	U (5)	U (5)	U (5)	U (5)	U (5)	U (5)	U (5)	U (5)	U (5)	0.18 J (5)
1,1-Dichloroethene	7.0	2.1 J (5)	U (5)	0.59 J (5)	U (5)	0.8 J (5)	0.66 J (5)	0.62 J (5)	1.3 J (5)	U (5)	0.63 J (5)	U (5)	0.22 J (5)	0.96 J (5)	U (5)
cis-1,2-Dichloroethene	70	27.8 (5)	4.1 J (5)	7.4 (5)	2.5 J (5)	9.8 (5)	9.4 (5)	8.2 (5)	14 (5)	6.4 (5)	4.9 J (5)	4.8 J (5)	3.8 J (5)	11.1 (5)	8.7 (5)
trans-1,2-Dichloroethene	100	2.2 J (5)	0.9 J (5)	U (5)	0.54 J (5)	1.2 J (5)	0.61 J (5)	0.51 J (5)	1.5 J (5)	1.1 J (5)	U (5)	0.8 J (5)	0.28 J (5)	1.2 J (5)	1.6 J (5)
1,2-Dichloropropane	5.0	U (5)	U (5)	U (5)	U (5)	U (5)	U (5)	U (5)	U (5)	U (5)	U (5)	U (5)	U (5)	U (5)	U (5)
Ethyl Benzene	700	U (5)	U (5)	U (5)	U (5)	U (5)	U (5)	U (5)	U (5)	U (5)	U (5)	U (5)	U (5)	U (5)	U (5)
Methylene Chloride	5.0	U (5)	0.18 J (5)	U (5)	U (5)	U (5)	0.25 J (5)	U (5)	U (5)	U (5)	U (5)	0.26 J (5)	U (5)	U (5)	0.23 J (5)
1,1,2,2-Tetrachloroethane	U (1)	U (1)	U (1)	U (1)	U (1)	U (1)	U (1)	U (1)	U (1)	U (1)	U (1)	U (1)	U (1)	U (1)	U (1)
Tetrachloroethene	5.0	0.4 J (5)	0.15 J (5)	0.51 J (5)	U (5)	U (5)	U (5)	U (5)	0.66 J (5)	0.14 J (5)	U (5)	U (5)	U (5)	U (5)	U (5)
Toluene	1000	U (5)	U (5)	U (5)	U (5)	U (5)	U (5)	U (5)	0.92 J (5)	0.99 J (5)	U (5)	U (5)	U (5)	0.43 J (5)	U (5)
1,1,2-Trichloroethane	5.0	U (5)	U (5)	U (5)	U (5)	U (5)	U (5)	U (5)	U (5)	U (5)	U (5)	U (5)	U (5)	U (5)	U (5)
Trichloroethene	5.0	1280 (125)	72.1 (5)	362 (25)	91.2 (5)	464 (25)	397 (25)	268 (25)	704 (50)	260 (25)	219 (25)	200 (10)	104 (5)	510 (25)	435 (25)
Vinyl Chloride	2.0	0.83 J (2)	U (2)	0.23 J (2)	U (2)	0.5 J (2)	0.17 J (2)	0.33 J (2)	0.63 J (2)	U (2)	0.23 J (2)	U (2)	U (2)	0.43 J (2)	U (2)
Metals															
Iron	NE	NM	NM	NM	NM	NM	NM	NM	NM	NM	NM	NM	NM	154 (50)	NM
Manganese	NE	NM	NM	NM	NM	NM	NM	NM	NM	NM	NM	NM	NM	232 (5)	NM

Notes:
1 All concentrations are presented in ug/L.
2 Only compounds with at least one detection are shown.
3 Concentrations that exceed the Als for Fort Smith ADEQ RADD Isssued Dec 2013 are double underlined.

Abbreviations:
U -- Not Detected
J -- Estimated Concentration
( ) -- Detection Limit
RADD -- Remedial Action Decision Document
ADEQ -- Arkansas Department of Environmental Quality
ug/L = micrograms per Liter
NE = Not Established
NM = Not Measured

TABLE 2A
SUMMARY OF INJECTION WELL WATER SAMPLE ANALYTICAL RESULTS - MARCH and APRIL 2014
Whirlpool Facility
Fort Smith, AR

Location	Remedial Action Levels per ADEQ RADD Isssued Dec 2013	IW-114	IW-114	IW-115	IW-115	IW-115	IW-116	IW-116	IW-117	IW-117	IW-118	IW-118	IW-119	IW-119	IW-119
ENVIRON Sample ID		IW-114-20140324	IW-114	IW-115-20140324	IW-115-20140407	IW-115	IW-116-20140324	IW-116	IW-117-20140324	IW-117	IW-118-20140324	IW-118	IW-119-20140324	IW-119-20140407	IW-119
Lab Sample ID		60165578017	60167279002	60165578002	60166526001	60167279003	60165578006	60167279004	60165578014	60167279005	60165578007	60167279006	60165578001	60166526002	60167279007
Sample Method															
Sample Date		03/24/2014	04/14/2014	03/24/2014	04/07/2014	04/14/2014	03/24/2014	04/15/2014	03/24/2014	04/15/2014	03/24/2014	04/15/2014	03/24/2014	04/07/2014	04/15/2014
Comments															
Volatile Organic Compounds															
Acetone	12000	122 (10)	26.1 (10)	63.4 (10)	40.9 (100)	32.8 (10)	191 (10)	22 (10)	163 (10)	42.4 (10)	37.3 (10)	20.4 (10)	10.7 (10)	U (100)	19.8 (10)
Benzene	5.0	U (5)	0.17 J (5)	U (5)	U (50)	U (5)	U (5)	0.15 J (5)	U (5)	U (5)	U (5)	0.3 J (5)	U (5)	U (50)	U (5)
Bromodichloromethane	80	0.23 J (5)	U (5)	U (5)	U (50)	U (5)	0.21 J (5)	U (5)	U (5)	U (5)	U (5)	U (5)	0.28 J (5)	U (50)	U (5)
Bromoform	80	U (5)	U (5)	U (5)	U (50)	1.3 J (5)	U (5)	U (5)	U (5)	1.5 J (5)	U (5)	3.7 J (5)	U (5)	U (50)	U (5)
Bromomethane	7.0	U (7)	U (7)	U (7)	U (70)	U (7)	U (7)	U (7)	U (7)	U (7)	U (7)	U (7)	U (7)	U (70)	U (7)
2-Butanone	4900	101 (10)	1.2 J (10)	20.9 (10)	129 (100)	11.6 (10)	137 (10)	0.64 J (10)	236 (10)	26.6 (10)	U (10)	U (10)	U (10)	U (100)	U (10)
Carbon Disulfide	720	U (10)	U (10)	U (10)	U (100)	U (10)	U (10)	U (10)	U (10)	U (10)	U (10)	U (10)	U (10)	U (100)	U (10)
Chloroform	80	1 J (5)	0.48 J (5)	0.97 J (5)	U (50)	0.36 J (5)	0.92 J (5)	0.37 J (5)	0.72 J (5)	0.32 J (5)	1.1 J (5)	0.5 J (5)	1.1 J (5)	U (50)	0.4 J (5)
Chloromethane	190	U (10)	U (10)	U (10)	U (100)	U (10)	U (10)	U (10)	U (10)	U (10)	U (10)	U (10)	U (10)	U (100)	U (10)
Dibromochloromethane	80	U (5)	U (5)	U (5)	U (50)	U (5)	U (5)	U (5)	U (5)	U (5)	U (5)	U (5)	U (5)	U (50)	U (5)
1,1-Dichloroethane	2.4	U (2.4)	U (2.4)	U (2.4)	U (24)	U (2.4)	U (2.4)	U (2.4)	U (2.4)	U (2.4)	U (2.4)	U (2.4)	U (2.4)	U (24)	U (2.4)
1,2-Dichloroethane	5.0	U (5)	U (5)	U (5)	U (50)	U (5)	U (5)	U (5)	U (5)	U (5)	U (5)	U (5)	U (5)	U (50)	U (5)
1,1-Dichloroethene	7.0	0.73 J (5)	U (5)	1.1 J (5)	U (50)	U (5)	0.75 J (5)	0.88 J (5)	0.62 J (5)	U (5)	0.89 J (5)	U (5)	1.1 J (5)	U (50)	0.36 J (5)
cis-1,2-Dichloroethene	70	9.7 (5)	8.1 (5)	14 (5)	9.1 J (50)	9.3 (5)	10.9 (5)	10.8 (5)	9.1 (5)	9.9 (5)	11.6 (5)	9.7 (5)	11.5 (5)	9.1 J (50)	11.3 (5)
trans-1,2-Dichloroethene	100	1.2 J (5)	0.91 J (5)	1.6 J (5)	U (50)	1.2 J (5)	1.3 J (5)	U (5)	1.3 J (5)	1.4 J (5)	1.3 J (5)	1.7 J (5)	U (5)	U (50)	0.96 J (5)
1,2-Dichloropropane	5.0	U (5)	U (5)	U (5)	U (50)	U (5)	U (5)	U (5)	U (5)	U (5)	U (5)	U (5)	U (5)	U (50)	U (5)
Ethyl Benzene	700	U (5)	U (5)	U (5)	U (50)	U (5)	U (5)	U (5)	U (5)	U (5)	U (5)	U (5)	U (5)	U (50)	U (5)
Methylene Chloride	5.0	U (5)	0.19 J (5)	U (5)	16.4 J (50)	0.28 J (5)	U (5)	0.31 J (5)	U (5)	0.22 J (5)	U (5)	0.3 J (5)	U (5)	17.1 J (50)	0.21 J (5)
1,1,2,2-Tetrachloroethane	U (1)	U (1)	U (1)	U (1)	U (1)	U (1)	U (1)	U (1)	U (1)	U (1)	U (1)	U (1)	U (1)	U (1)	U (1)
Tetrachloroethene	5.0	0.15 J (5)	U (5)	0.27 J (5)	U (50)	U (5)	0.13 J (5)	0.22 J (5)	U (5)	U (5)	0.14 J (5)	0.2 J (5)	0.15 J (5)	U (50)	U (5)
Toluene	1000	0.51 J (5)	0.27 J (5)	0.22 J (5)	U (50)	U (5)	0.42 J (5)	U (5)	0.47 J (5)	U (5)	0.49 J (5)	U (5)	0.37 J (5)	U (50)	U (5)
1,1,2-Trichloroethane	5.0	U (5)	U (5)	U (5)	U (50)	U (5)	U (5)	U (5)	U (5)	U (5)	U (5)	U (5)	U (5)	U (50)	U (5)
Trichloroethene	5.0	397 (50)	336 (25)	622 (50)	455 (50)	449 (25)	486 (25)	546 (50)	384 (25)	384 (25)	496 (25)	395 (25)	524 (50)	478 (50)	509 (50)
Vinyl Chloride	2.0	0.25 J (2)	U (2)	0.25 J (2)	U (20)	U (2)	0.33 J (2)	0.34 J (2)	0.23 J (2)	U (2)	0.34 J (2)	U (2)	0.33 J (2)	U (20)	U (2)
Metals															
Iron	NE	NM	NM	NM	NM	NM	NM	NM	NM	NM	NM	NM	NM	NM	NM
Manganese	NE	NM	NM	NM	NM	NM	NM	NM	NM	NM	NM	NM	NM	NM	NM

Notes:
1 All concentrations are presented in ug/L.
2 Only compounds with at least one detection are shown.
3 Concentrations that exceed the Als for Fort Smith ADEQ RADD Isssued Dec 2013 are double underlined.

Abbreviations:
U -- Not Detected
J -- Estimated Concentration
( ) -- Detection Limit
RADD -- Remedial Action Decision Document
ADEQ -- Arkansas Department of Environmental Quality
ug/L = micrograms per Liter
NE = Not Established
NM = Not Measured

TABLE 2A
SUMMARY OF INJECTION WELL WATER SAMPLE ANALYTICAL RESULTS - MARCH and APRIL 2014
Whirlpool Facility
Fort Smith, AR

Location	Remedial Action Levels per ADEQ RADD Isssued Dec 2013	IW-120	IW-120	IW-121	IW-121	IW-122	IW-122	IW-123	IW-123	IW-123	IW-124	IW-124	IW-125	IW-126	IW-127
ENVIRON Sample ID		IW-120-20140324	IW-120	IW-121-20140324	IW-121	IW-122-20140324	IW-122	IW-123-20140324	IW-123-20140407	IW-123	IW-124-20140324	IW-124	IW-125-20140325	IW-126-20140325	IW-127-20140324
Lab Sample ID		60165578012	60167279008	60165578025	60167279009	60165630002	60167279010	60165630001	60166526003	60167279011	60165578024	60167279012	60165630005	60165630006	60165578003
Sample Method															
Sample Date		03/24/2014	04/15/2014	03/24/2014	04/15/2014	03/24/2014	04/15/2014	03/24/2014	04/07/2014	04/15/2014	03/24/2014	04/15/2014	03/25/2014	03/25/2014	03/24/2014
Comments															
Volatile Organic Compounds															
Acetone	12000	U (10)	28.5 (10)	U (50)	21.1 (10)	U (10)	19.7 (10)	2.2 J,B (10)	U (100)	24.3 (10)	U (50)	U (10)	U (10)	3.1 J,B (10)	2.8 J (10)
Benzene	5.0	U (5)	U (5)	U (25)	U (5)	U (5)	U (5)	U (5)	U (50)	U (5)	U (25)	U (5)	0.21 J (5)	0.17 J (5)	0.21 J (5)
Bromodichloromethane	80	U (5)	U (5)	U (25)	U (5)	U (5)	U (5)	0.22 J (5)	U (50)	U (5)	U (25)	U (5)	0.88 J (5)	U (5)	U (5)
Bromoform	80	U (5)	3.5 J (5)	U (25)	2 J (5)	U (5)	U (5)	U (5)	U (50)	1.5 J (5)	U (25)	U (5)	0.66 J (5)	0.38 J (5)	U (5)
Bromomethane	7.0	U (7)	U (7)	U (35)	U (7)	U (7)	U (7)	U (7)	U (70)	U (7)	U (35)	U (7)	U (7)	U (7)	U (7)
2-Butanone	4900	U (10)	1 J (10)	U (50)	0.69 J (10)	U (10)	U (10)	U (10)	U (100)	U (10)	U (50)	U (10)	U (10)	U (10)	U (10)
Carbon Disulfide	720	U (10)	U (10)	U (50)	U (10)	U (10)	U (10)	U (10)	U (100)	0.14 J (10)	U (50)	U (10)	U (10)	U (10)	0.15 J (10)
Chloroform	80	1.1 J (5)	0.69 J (5)	U (25)	0.33 J (5)	0.73 J (5)	0.41 J (5)	0.78 J (5)	U (50)	0.39 J (5)	U (25)	0.62 J (5)	6.1 (5)	2.5 J (5)	1.4 J (5)
Chloromethane	190	U (10)	U (10)	U (50)	U (10)	U (10)	U (10)	U (10)	U (100)	U (10)	U (50)	U (10)	U (10)	U (10)	U (10)
Dibromochloromethane	80	U (5)	U (5)	U (25)	U (5)	U (5)	U (5)	U (5)	U (50)	U (5)	U (25)	U (5)	0.71 J (5)	0.36 J (5)	U (5)
1,1-Dichloroethane	2.4	U (2.4)	U (2.4)	U (12)	U (2.4)	U (2.4)	U (2.4)	U (2.4)	U (24)	U (2.4)	U (12)	U (2.4)	0.21 J (2.4)	0.19 J (2.4)	0.26 J (2.4)
1,2-Dichloroethane	5.0	U (5)	U (5)	U (25)	0.15 J (5)	U (5)	U (5)	U (5)	U (50)	U (5)	U (25)	U (5)	U (5)	U (5)	U (5)
1,1-Dichloroethene	7.0	0.63 J (5)	U (5)	U (25)	U (5)	0.8 J (5)	0.39 J (5)	1 J (5)	U (50)	U (5)	1.1 J (25)	0.83 J (5)	4.1 J (5)	3.1 J (5)	9.1 (5)
cis-1,2-Dichloroethene	70	7.9 (5)	10.2 (5)	8.9 J (25)	11.7 (5)	11.5 (5)	10 (5)	12.2 (5)	8.8 J (50)	10 (5)	6.8 J (25)	8.7 (5)	207 (125)	197 (5)	219 J (250)
trans-1,2-Dichloroethene	100	1.2 J (5)	1.9 J (5)	U (25)	1.5 J (5)	1.5 J (5)	0.71 J (5)	1.1 J (5)	U (50)	1.9 J (5)	U (25)	U (5)	7.6 (5)	5.1 (5)	8 (5)
1,2-Dichloropropane	5.0	U (5)	U (5)	U (25)	U (5)	U (5)	U (5)	U (5)	U (50)	U (5)	U (25)	U (5)	U (5)	U (5)	U (5)
Ethyl Benzene	700	U (5)	U (5)	U (25)	U (5)	U (5)	U (5)	U (5)	U (50)	U (5)	U (25)	U (5)	U (5)	U (5)	U (5)
Methylene Chloride	5.0	U (5)	0.3 J (5)	U (25)	0.23 J (5)	U (5)	0.27 J (5)	U (5)	12.9 J (50)	0.21 J (5)	U (25)	0.15 J (5)	U (5)	U (5)	U (5)
1,1,2,2-Tetrachloroethane	U (1)	U (1)	U (1)	U (1)	U (1)	U (1)	U (1)	U (1)	U (1)	U (1)	U (1)	U (1)	U (1)	U (1)	U (1)
Tetrachloroethene	5.0	U (5)	U (5)	U (25)	U (5)	U (5)	U (5)	0.25 J (5)	U (50)	U (5)	U (25)	U (5)	0.86 J (5)	0.73 J (5)	1 J (5)
Toluene	1000	0.33 J (5)	U (5)	U (25)	U (5)	0.32 J (5)	U (5)	0.78 J (5)	U (50)	U (5)	U (25)	U (5)	0.19 J (5)	0.24 J (5)	0.34 J (5)
1,1,2-Trichloroethane	5.0	U (5)	U (5)	U (25)	U (5)	U (5)	U (5)	U (5)	U (50)	U (5)	U (25)	U (5)	0.31 J (5)	U (5)	0.34 J (5)
Trichloroethene	5.0	289 (25)	390 (25)	402 (25)	445 (25)	473 (25)	384 (25)	532 (25)	539 (50)	488 (50)	455 (25)	448 (25)	2140 (125)	2020 (125)	3700 (250)
Vinyl Chloride	2.0	0.14 J (2)	U (2)	U (10)	U (2)	0.29 J (2)	U (2)	0.4 J (2)	U (20)	U (2)	U (10)	0.26 J (2)	3.1 (2)	10.4 (2)	7.6 (2)
Metals															
Iron	NE	NM	NM	268 (50)	NM	597 (50)	NM	272 (50)	NM	NM	NM	NM	NM	NM	NM
Manganese	NE	NM	NM	348 (5)	NM	556 (5)	NM	270 (5)	NM	NM	NM	NM	NM	NM	NM

Notes:
1 All concentrations are presented in ug/L.
2 Only compounds with at least one detection are shown.
3 Concentrations that exceed the Als for Fort Smith ADEQ RADD Isssued Dec 2013 are double underlined.

Abbreviations:
U -- Not Detected
J -- Estimated Concentration
( ) -- Detection Limit
RADD -- Remedial Action Decision Document
ADEQ -- Arkansas Department of Environmental Quality
ug/L = micrograms per Liter
NE = Not Established
NM = Not Measured

TABLE 2A
SUMMARY OF INJECTION WELL WATER SAMPLE ANALYTICAL RESULTS - MARCH and APRIL 2014
Whirlpool Facility
Fort Smith, AR

Location ENVIRON Sample ID Lab Sample ID Sample Method Sample Date Comments	Remedial Action Levels per ADEQ RADD Isssued Dec 2013	IW-128 IW-128-20140325 60165630003 03/25/2014	IW-128 IW-128-20140429 60168198011 04/29/2014	IW-129 IW-129-20140325 60165630004 03/25/2014	IW-130 IW-130-20140323 60165578023 03/23/2014	IW-131 IW-131-20140324 60165578009 03/24/2014	IW-131 IW-131-20140430 60168198001 04/30/2014
Volatile Organic Compounds							
Acetone	12000	2.3 J,B (10)	15.4 (10)	44.2 (10)	U (50)	261 (10)	72.3 (10)
Benzene	5.0	0.13 J (5)	0.13 J (5)	0.17 J (5)	U (25)	U (5)	0.11 J (5)
Bromodichloromethane	80	U (5)	U (5)	4.7 J (5)	U (25)	U (5)	U (5)
Bromoform	80	U (5)	U (5)	4 J (5)	U (25)	U (5)	U (5)
Bromomethane	7.0	U (7)	0.54 J (7)	U (7)	U (35)	U (7)	U (7)
2-Butanone	4900	U (10)	1.7 J (10)	43.4 (10)	U (50)	341 (10)	132 (10)
Carbon Disulfide	720	U (10)	U (10)	U (10)	U (50)	U (10)	U (10)
Chloroform	80	0.26 J (5)	0.74 J (5)	31.5 (5)	U (25)	1.9 J (5)	0.31 J (5)
Chloromethane	190	U (10)	5.3 J (10)	U (10)	U (50)	U (10)	U (10)
Dibromochloromethane	80	U (5)	U (5)	3.3 J (5)	U (25)	U (5)	U (5)
1,1-Dichloroethane	2.4	0.23 J (2.4)	0.21 J (2.4)	0.2 J (2.4)	U (12)	U (2.4)	U (2.4)
1,2-Dichloroethane	5.0	U (5)	U (5)	U (5)	U (25)	U (5)	U (5)
1,1-Dichloroethene	7.0	12.4 (5)	0.21 J (5)	U (5)	U (25)	0.96 J (5)	0.7 J (5)
cis-1,2-Dichloroethene	70	178 (5)	68.4 (5)	192 (5)	7.6 J (25)	11.5 (5)	8.5 (5)
trans-1,2-Dichloroethene	100	6 (5)	12.3 (5)	29 (5)	U (25)	1.4 J (5)	0.38 J (5)
1,2-Dichloropropane	5.0	U (5)	U (5)	U (5)	U (25)	U (5)	U (5)
Ethyl Benzene	700	U (5)	U (5)	U (5)	U (25)	0.41 J (5)	U (5)
Methylene Chloride	5.0	0.6 J (5)	1.3 J (5)	U (5)	U (25)	U (5)	U (5)
1,1,2,2-Tetrachloroethane	U (1)	U (1)	U (1)	U (1)	U (1)	U (1)	U (1)
Tetrachloroethene	5.0	1 J (5)	0.72 J (5)	1 J (5)	U (25)	U (5)	0.1 J (5)
Toluene	1000	U (5)	U (5)	U (5)	U (25)	0.38 J (5)	U (5)
1,1,2-Trichloroethane	5.0	0.22 J (5)	U (5)	0.39 J (5)	U (25)	U (5)	U (5)
Trichloroethene	5.0	2980 (125)	1250 (50)	2540 (125)	358 (25)	526 (25)	318 (25)
Vinyl Chloride	2.0	11.7 (2)	4.9 (2)	U (2)	U (10)	0.35 J (2)	0.31 J (2)
Metals							
Iron	NE	NM	NM	NM	NM	NM	NM
Manganese	NE	NM	NM	NM	NM	NM	NM

Notes:
1 All concentrations are presented in ug/L.
2 Only compounds with at least one detection are shown.
3 Concentrations that exceed the Als for Fort Smith ADEQ RADD Isssued Dec 2013 are double underlined.

Abbreviations:
U -- Not Detected
J -- Estimated Concentration
( ) -- Detection Limit
RADD -- Remedial Action Decision Document
ADEQ -- Arkansas Department of Environmental Quality
ug/L = micrograms per Liter
NE = Not Established
NM = Not Measured

TABLE 2B
SUMMARY OF INJECTION WELL WATER ANALYTICAL RESULTS - MAY 2014
Whirlpool Facility
Fort Smith, AR

Location		IW-101	IW-106	IW-108	IW-109	IW-115	IW-118
ENVIRON Sample ID	Remedial Action	IW-101-20140523	IW-106-20140523	IW-108-20140523	IW-109-20140523	IW-115-201405	IW-118-201405
Lab Sample ID	Levels per ADEQ	60169986006	60169986003	60169986004	60169986005	60170152005	60170152006
Sample Method	RADD Isssued Dec	Low Flow	Low Flow	Low Flow	Low Flow	Low Flow	Low Flow
Sample Date	2013	05/23/2014	05/23/2014	05/23/2014	05/23/2014	05/28/2014	05/28/2014
Comments							
Volatile Organic Compounds							
Acetone	12000	7.9 J (10)	5.5 J (10)	47.2 (10)	12.3 (10)	U (10)	4 J (10)
Benzene	5.0	U (5)	U (5)	0.27 J (5)	U (5)	U (5)	U (5)
Bromodichloromethane	80	0.53 J (5)	0.5 J (5)	1.7 J (5)	U (5)	U (5)	U (5)
Bromoform	80	31.9 (5)	65 (5)	448 (25)	16.8 (5)	U (5)	0.28 J (5)
Bromomethane	7.0	1.5 J (7)	1.8 J (7)	10.7 (7)	U (7)	U (7)	U (7)
2-Butanone	4900	U (10)	U (10)	U (10)	U (10)	U (10)	U (10)
Carbon Disulfide	720	0.25 J (10)	0.7 J (10)	0.55 J (10)	0.18 J (10)	U (10)	U (10)
Chloroform	80	0.48 J (5)	0.19 (5)	0.22 J (5)	U (5)	0.28 J (5)	0.3 J (5)
Chloromethane	190	U (10)	0.89 J (10)	7.3 J (10)	U (10)	U (10)	U (10)
Dibromochloromethane	80	1.2 J (5)	1.6 J (5)	8.5 (5)	0.34 J (5)	U (5)	U (5)
1,2-Dichloroethane	5.0	0.31 J (5)	U (5)	U (5)	U (5)	U (5)	U (5)
1,1-Dichloroethene	7.0	U (5)	U (5)	U (5)	U (5)	0.86 J (5)	U (5)
cis-1,2-Dichloroethene	70	11.2 (5)	2.6 J (5)	1.5 J (5)	1.9 J (5)	11.2 (5)	9.3 (5)
trans-1,2-Dichloroethene	100	3.1 J (5)	0.74 J (5)	0.99 J (5)	0.57 J (5)	1.3 J (5)	1.9 J (5)
Methylene Chloride	5.0	U (5)	U (5)	U (5)	U (5)	U (5)	U (5)
1,1,2,2-Tetrachloroethane	0.066	U (1)	U (1)	U (1)	U (1)	U (1)	U (1)
Tetrachloroethene	5.0	0.15 J (5)	U (5)	0.15 J (5)	U (5)	U (5)	0.14 J (5)
Toluene	1000	U (5)	U (5)	U (5)	U (5)	U (5)	U (5)
Trichloroethene	5.0	509 (50)	132 (5)	59 (5)	110 (5)	504 (25)	437 (25)
Vinyl Chloride	2.0	U (2)	U (2)	U (2)	U (2)	0.27 J (2)	U (2)

Notes:

1 All concentrations are presented in ug/L.
2 Only compounds with at least one detection are shown.
3 Concentrations that exceed the AIs for Fort Smith ADEQ RADD Isssued Dec 2013 are double underlined.

Abbreviations:

U -- Not Detected
J -- Estimated Concentration
( ) -- Detection Limit
RADD -- Remedial Action Decision Document
ADEQ -- Arkansas Department of Environmental Quality
ug/L = micrograms per Liter

TABLE 2B
SUMMARY OF INJECTION WELL WATER ANALYTICAL RESULTS - MAY 2014
Whirlpool Facility
Fort Smith, AR

Location		IW-125	IW-126	IW-127	IW-128	IW-129	IW-130	IW-131
ENVIRON Sample ID	Remedial Action	IW-125-201405	IW-126-201405	IW-127-201405	IW-128-201405	IW-129-201405	IW-130-20140523	IW-131-201405
Lab Sample ID	Levels per ADEQ	60170255005	60170255006	60170255003	60170255002	60170255004	60169986007	60170152001
Sample Method	RADD Isssued Dec	Low Flow	Low Flow	Low Flow	Low Flow	Low Flow	Low Flow	Low Flow
Sample Date	2013	05/29/2014	05/29/2014	05/29/2014	05/29/2014	05/29/2014	05/23/2014	05/28/2014
Comments								
Volatile Organic Compounds								
Acetone	12000	15.2 B (10)	13.3 B (10)	19.8 B (10)	16.1 B (10)	15.1 B (10)	13.7 (10)	33.9 (10)
Benzene	5.0	U (5)	U (5)	U (5)	U (5)	U (5)	U (5)	U (5)
Bromodichloromethane	80	U (5)	U (5)	U (5)	U (5)	U (5)	U (5)	U (5)
Bromoform	80	U (5)	6.2 (5)	6.2 (5)	5.9 (5)	U (5)	7.5 (5)	U (5)
Bromomethane	7.0	2.9 J (7)	4 J (7)	8 (7)	4.5 J (7)	3.5 J (7)	U (7)	U (7)
2-Butanone	4900	U (10)	0.65 J (10)	1 J (10)	U (10)	U (10)	U (10)	25 (10)
Carbon Disulfide	720	U (10)	U (10)	U (10)	U (10)	U (10)	0.16 J (10)	U (10)
Chloroform	80	0.41 J (5)	0.91 J (5)	1.1 J (5)	0.88 J (5)	U (5)	U (5)	0.2 J (5)
Chloromethane	190	8.6 J (10)	2.2 J (10)	4.8 J (10)	7.6 J (10)	U (10)	U (10)	U (10)
Dibromochloromethane	80	U (5)	U (5)	U (5)	U (5)	U (5)	U (5)	U (5)
1,2-Dichloroethane	5.0	U (5)	U (5)	U (5)	U (5)	U (5)	U (5)	U (5)
1,1-Dichloroethene	7.0	U (5)	U (5)	U (5)	U (5)	U (5)	U (5)	0.38 J (5)
cis-1,2-Dichloroethene	70	2.9 J (5)	59.1 (5)	34.7 (5)	62.7 (5)	1.8 J (5)	0.78 J (5)	8.8 (5)
trans-1,2-Dichloroethene	100	0.38 J (5)	9.7 (5)	5.6 (5)	10.4 (5)	U (5)	U (5)	1.4 J (5)
Methylene Chloride	5.0	0.83 (5)	0.56 (5)	1.7 (5)	1.6 (5)	0.5 (5)	U (5)	U (5)
1,1,2,2-Tetrachloroethane	0.066	U (1)	U (1)	0.37 J (1)	U (1)	U (1)	U (1)	U (1)
Tetrachloroethene	5.0	U (5)	0.19 J (5)	0.31 J (5)	0.62 J (5)	U (5)	U (5)	0.15 J (5)
Toluene	1000	U (5)	U (5)	U (5)	U (5)	0.18 (5)	U (5)	U (5)
Trichloroethene	5.0	17.1 (5)	787 (125)	639 (50)	1190 (50)	25.8 (5)	75.5 (5)	443 (25)
Vinyl Chloride	2.0	U (2)	U (2)	U (2)	U (2)	U (2)	U (2)	0.3 J (2)

Notes:

1 All concentrations are presented in ug/L.
2 Only compounds with at least one detection are shown.
3 Concentrations that exceed the AIs for Fort Smith ADEQ RADD Isssued Dec 2013 are double underlined.

Abbreviations:

U -- Not Detected
J -- Estimated Concentration
( ) -- Detection Limit
RADD -- Remedial Action Decision Document
ADEQ -- Arkansas Department of Environmental Quality
ug/L = micrograms per Liter

TABLE 3
SUMMARY OF WATER QUALITY PARAMETERS AND PERSULFATE CONCENTRATIONS - ARRAY 1
Whirlpool Facility
Fort Smith, AR

Well	Time - Time Stamp	Static Water Level (ft)	Level/Depth TOC (ft)	Temperature (°C)	Conductivity (uS/cm)	DO (mg/L)	pH (SU)	ORP (mV)	Sodium Persulfate (mg/L)
IW-101	3/24/2014 16:16	462.72	12.98	20.05	1111	2.67	5.32	181.6	Not Measured
IW-101	3/24/2014 17:15	463.04	12.66	19.87	1119	5.04	5.32	193.4	Not Measured
IW-101	3/24/2014 18:18	462.77	12.93	19.56	1106	5.39	5.45	171.4	Not Measured
IW-101	3/25/2014 7:59	462.4	13.3	16.42	1235	5.32	5.46	317.4	Not Measured
IW-101	3/25/2014 10:30	462.42	13.28	17.48	1209	4.01	5.47	296.5	Not Measured
IW-101	3/25/2014 12:34	462.49	13.21	18.59	1196	3.56	5.44	274.6	Not Measured
IW-101	3/25/2014 14:54	462.57	13.13	19.07	1174	5.02	5.45	326.8	Not Measured
IW-101	3/25/2014 17:03	462.59	13.11	19.04	1171	4.4	5.45	287.2	0
IW-101	3/26/2014 9:44	462.58	13.12	18.36	1190	2.04	5.23	94.2	0
IW-101	3/26/2014 15:04	462.76	12.94	19	1106	2.48	5.09	414.6	Not Measured
IW-101	3/27/2014 10:06	463.15	12.55	19.47	1110	2.25	5.4	449.2	Not Measured
IW-101	3/27/2014 16:48	463.25	12.45	20.55	1184	2.8	5.75	484.3	Not Measured
IW-101	3/29/2014 8:42	462.61	13.09	18.23	1263	3.71	5.38	355.3	2.1
IW-101	3/31/2014 8:17	462.93	12.77	18.32	1256	21.74	5.32	84.9	1.4
IW-101	4/7/2014 19:13	463.11	12.59	19.66	1108	9.34	5.51	104.9	1.4
IW-101	4/14/2014 11:38	462.98	12.72	18.38	1165	13.23	5.59	49.4	0.7
IW-101	4/30/2014 10:36	463.05	12.65	19.15	1566	11.35	5.38	222.3	1.4
IW-101	5/23/2014 12:45	463.25	12.45	22.15	1532	3.83	4.93	456.3	Not Measured
IW-102	3/24/2014 16:18	462.7	12.93	18.74	1175	3.03	6.61	179.7	Not Measured
IW-102	3/24/2014 17:17	462.73	12.9	18.89	1161	4.54	6.56	191.7	Not Measured
IW-102	3/24/2014 18:19	462.76	12.87	18.46	1143	5.51	6.63	176.2	Not Measured
IW-102	3/25/2014 8:03	462.38	13.25	17.01	1264	4.83	6.44	301.6	Not Measured
IW-102	3/25/2014 10:33	462.4	13.23	17.46	1272	3.33	6.44	298.2	Not Measured
IW-102	3/25/2014 12:37	462.47	13.16	18.67	1273	2.72	6.29	281.2	Not Measured
IW-102	3/25/2014 14:57	462.56	13.07	19.25	3351	3.24	10.02	184.6	1400
IW-102	3/25/2014 17:10	462.53	13.1	18.88	6884.1	2.3	13.11	182.3	12600
IW-102	3/26/2014 9:48	462.54	13.09	17.4	10853	2.29	12.38	86.4	3400
IW-102	3/26/2014 15:08	462.7	12.93	19.57	15934	1.79	12.59	140.4	7000
IW-102	3/27/2014 10:10	463.11	12.52	19.16	11432	2.23	12.26	195.1	8400
IW-102	3/27/2014 16:51	463.22	12.41	21.28	53759	1.59	12.85	348.9	22400
IW-102	3/29/2014 8:46	462.56	13.07	17.56	10029	3.51	12.23	129.5	5600
IW-102	3/31/2014 8:21	462.9	12.73	18.99	10794	3.23	12.28	80.3	8200
IW-102	4/7/2014 19:17	463.09	12.54	19.19	6340	2.92	12.04	86.8	6300
IW-102	4/14/2014 11:41	462.96	12.67	17.97	4197	3.15	11.42	72.8	1400
IW-102	4/30/2014 10:12	463.06	12.57	19.6	3078	1.13	6.55	120	5.6

TABLE 3
SUMMARY OF WATER QUALITY PARAMETERS AND PERSULFATE CONCENTRATIONS - ARRAY 1
Whirlpool Facility
Fort Smith, AR

Well	Time - Time Stamp	Static Water Level (ft)	Level/Depth TOC (ft)	Temperature (°C)	Conductivity (uS/cm)	DO (mg/L)	pH (SU)	ORP (mV)	Sodium Persulfate (mg/L)
IW-103	3/24/2014 16:21	462.7	12.99	19.56	600	5.31	6.74	174.8	Not Measured
IW-103	3/24/2014 17:21	462.74	12.95	19.95	616	4.68	6.54	175.2	Not Measured
IW-103	3/24/2014 18:22	462.76	12.93	19.03	590	5.48	7.06	161.2	Not Measured
IW-103	3/25/2014 8:05	462.4	13.29	18.12	711	3.62	6.54	257.3	Not Measured
IW-103	3/25/2014 10:35	462.41	13.28	18.21	710	3.65	6.55	294.2	Not Measured
IW-103	3/25/2014 12:39	462.48	13.21	19.37	730	2.88	6.36	270.7	Not Measured
IW-103	3/25/2014 15:03	462.58	13.11	19.01	756	4.53	6.36	244	Not Measured
IW-103	3/25/2014 17:20	462.58	13.11	18.91	872	1.81	6.2	241.1	0
IW-103	3/26/2014 9:53	462.57	13.12	19.13	844	2.19	6.26	87.1	Not Measured
IW-103	3/26/2014 15:12	462.75	12.94	20.36	828	1.85	6.39	279.6	Not Measured
IW-103	3/27/2014 10:15	463.15	12.54	20.18	775	1.89	6.65	363.4	Not Measured
IW-103	3/27/2014 16:57	463.24	12.45	21.15	880	1.94	6.5	439.4	Not Measured
IW-103	3/29/2014 8:51	462.6	13.09	17.94	808	5.47	7.07	91.4	1.4
IW-103	3/31/2014 8:25	462.93	12.76	19.1	813	3.56	6.85	84.2	1.4
IW-103	4/7/2014 19:23	463.12	12.57	19.24	895	3.53	6.16	84.5	0.7
IW-103	4/14/2014 11:46	462.96	12.73	19.03	896	1.82	6.76	74.2	0.7
IW-103	4/30/2014 9:15	463.08	12.61	18.26	915	3.16	6.09	156.8	0
IW-104	3/24/2014 16:23	462.67	12.92	19.73	955	4.43	5.62	171.1	Not Measured
IW-104	3/24/2014 17:23	462.72	12.87	19.84	967	4.55	5.57	180.2	Not Measured
IW-104	3/24/2014 18:24	462.73	12.86	19.36	963	5.36	5.7	170	Not Measured
IW-104	3/25/2014 8:07	462.35	13.24	16.59	1078	3.58	5.72	264.6	Not Measured
IW-104	3/25/2014 10:37	462.39	13.2	18.63	1051	3.48	5.78	300.3	Not Measured
IW-104	3/25/2014 12:42	462.45	13.14	18.84	1039	3.86	5.76	290.6	Not Measured
IW-104	3/25/2014 15:06	462.56	13.03	19.02	1035	4.41	5.76	268.2	Not Measured
IW-104	3/25/2014 17:27	462.55	13.04	18.56	2816	2.38	10.74	90.8	700
IW-104	3/26/2014 9:57	462.52	13.07	17.96	2300	2.3	9.86	84.7	5.6
IW-104	3/26/2014 15:16	462.69	12.9	19.52	3431	1.76	11.02	43.7	700
IW-104	3/27/2014 10:20	463.09	12.5	19.45	2995	2.12	10.36	88.2	1400
IW-104	3/27/2014 16:58	463.19	12.4	20.58	2984	2.12	10.24	129.5	2100
IW-104	3/29/2014 8:55	462.55	13.04	18.25	3010	2.33	9.76	67.7	700
IW-104	3/31/2014 8:28	462.85	12.74	20.39	3728	2.09	9.62	83.9	1400
IW-104	4/7/2014 19:28	463.06	12.53	19.03	2889	2.43	9.3	82.5	1400
IW-104	4/14/2014 11:48	462.93	12.66	18.55	3226	1.93	8.83	83.4	700
IW-104	4/30/2014 8:59	463.03	12.56	17.82	3015	1.24	6.38	129.2	1400

TABLE 3
SUMMARY OF WATER QUALITY PARAMETERS AND PERSULFATE CONCENTRATIONS - ARRAY 1
Whirlpool Facility
Fort Smith, AR

Well	Time - Time Stamp	Static Water Level (ft)	Level/Depth TOC (ft)	Temperature (°C)	Conductivity (uS/cm)	DO (mg/L)	pH (SU)	ORP (mV)	Sodium Persulfate (mg/L)
IW-105	3/24/2014 16:27	462.73	12.96	20.29	898	4.92	5.68	176.6	Not Measured
IW-105	3/24/2014 17:25	462.78	12.91	19.76	918	4.76	5.7	178.5	Not Measured
IW-105	3/24/2014 18:25	462.81	12.88	19.55	905	5.74	5.8	171.6	Not Measured
IW-105	3/25/2014 8:09	462.4	13.29	16.66	1031	5.24	5.86	258.7	Not Measured
IW-105	3/25/2014 10:40	462.46	13.23	18.56	1026	4.2	5.93	296.4	Not Measured
IW-105	3/25/2014 12:46	462.55	13.14	18.88	1022	4.7	5.84	293.6	Not Measured
IW-105	3/25/2014 15:09	462.64	13.05	18.72	1060	5.56	5.85	290.4	Not Measured
IW-105	3/25/2014 17:32	462.62	13.07	18.67	1147	4.26	5.84	240.5	0
IW-105	3/26/2014 10:01	462.58	13.11	18.8	1216	3.52	5.94	105.4	Not Measured
IW-105	3/26/2014 15:18	462.76	12.93	20.2	1996	4	7.53	163.7	Not Measured
IW-105	3/27/2014 10:22	463.14	12.55	19.89	2336	3.71	9.36	156.2	700
IW-105	3/27/2014 17:01	463.25	12.44	20.96	2753	3.4	10.12	160.9	4200
IW-105	3/29/2014 8:59	462.61	13.08	18.21	2348	3.59	9.01	104.5	700
IW-105	3/31/2014 8:31	462.93	12.76	17.89	2584	4.02	9.35	89.9	1400
IW-105	4/7/2014 19:30	463.13	12.56	19.27	2692	3.21	9.69	80.4	1400
IW-105	4/14/2014 11:52	462.99	12.7	18.21	2615	2.15	8.97	86.6	700
IW-105	4/30/2014 14:15	463.05	12.64	19.73	2936	3.79	6.31	142.9	1400
IW-106	3/24/2014 16:30	462.68	12.92	19.04	1171	4.83	5.19	181.7	Not Measured
IW-106	3/24/2014 17:27	462.72	12.88	18.82	1178	4.34	5.19	184	Not Measured
IW-106	3/24/2014 18:26	462.73	12.87	18.52	1151	4.92	5.22	176.8	Not Measured
IW-106	3/25/2014 8:11	462.35	13.25	15.82	1255	3.7	5.3	264.5	Not Measured
IW-106	3/25/2014 10:42	462.39	13.21	17.8	1240	3.1	5.33	303.9	Not Measured
IW-106	3/25/2014 12:48	462.44	13.16	18.8	1265	3.51	5.29	298	Not Measured
IW-106	3/25/2014 15:12	462.58	13.02	19.05	1621	4.4	5.23	301.6	Not Measured
IW-106	3/25/2014 17:36	462.54	13.06	19.13	1690	2.32	5.69	238.9	4.2
IW-106	3/26/2014 10:06	462.52	13.08	18.57	1676	3.24	5.08	96.2	Not Measured
IW-106	3/26/2014 15:20	462.71	12.89	20.16	2533	2.72	5.25	288.7	Not Measured
IW-106	3/27/2014 10:24	463.11	12.49	19.58	2521	2.68	5.9	363.1	1100
IW-106	3/27/2014 17:06	463.19	12.41	21.04	3703	2.42	6.11	485.1	Not Measured
IW-106	3/29/2014 9:03	462.55	13.05	17.89	3393	2.62	5.55	252.8	1400
IW-106	3/31/2014 8:33	462.87	12.73	18.33	3358	3.49	5.54	103.9	2100
IW-106	4/7/2014 19:35	463.07	12.53	19.07	3351	4.43	5.88	93.8	3500
IW-106	4/14/2014 11:55	462.93	12.67	18.6	3513	2.93	5.67	88.7	1400
IW-106	4/30/2014 13:14	462.99	12.61	19.74	2688	2.92	5.36	135.6	1400
IW-106	5/23/2014 9:14	463.22	12.38	21.39	2346	0.36	5.37	465.2	Not Measured

TABLE 3
SUMMARY OF WATER QUALITY PARAMETERS AND PERSULFATE CONCENTRATIONS - ARRAY 1
Whirlpool Facility
Fort Smith, AR

Well	Time - Time Stamp	Static Water Level (ft)	Level/Depth TOC (ft)	Temperature (°C)	Conductivity (uS/cm)	DO (mg/L)	pH (SU)	ORP (mV)	Sodium Persulfate (mg/L)
IW-107	3/24/2014 16:32	462.77	12.69	19.11	1153	4.94	5.42	192.3	Not Measured
IW-107	3/24/2014 17:29	462.82	12.64	19.09	1135	5.25	5.41	193	Not Measured
IW-107	3/24/2014 18:28	462.82	12.64	18.41	1161	5.33	5.42	181.9	Not Measured
IW-107	3/25/2014 8:14	462.44	13.02	15.55	1244	3.73	5.56	262.3	Not Measured
IW-107	3/25/2014 10:45	462.48	12.98	17.73	1222	3.52	5.62	306.4	Not Measured
IW-107	3/25/2014 12:51	462.53	12.93	17.86	1199	3.82	5.56	309.5	Not Measured
IW-107	3/25/2014 15:15	462.66	12.8	18.32	1161	5.2	5.53	300.1	Not Measured
IW-107	3/25/2014 17:40	462.65	12.81	18.26	1153	3.48	5.48	285.2	0
IW-107	3/26/2014 10:10	462.63	12.83	18.48	1159	2.77	5.06	109.3	Not Measured
IW-107	3/26/2014 15:24	462.81	12.65	19.35	1111	2.56	5.22	310.1	Not Measured
IW-107	3/27/2014 10:28	463.21	12.25	18.98	1053	2.98	5.42	392.1	Not Measured
IW-107	3/27/2014 17:07	463.3	12.16	20.53	1058	2.98	5.59	508.9	Not Measured
IW-107	3/29/2014 9:08	462.66	12.8	17.63	1188	3.04	5.34	299	0
IW-107	3/31/2014 8:37	462.98	12.48	18.43	1270	3.8	5.24	88	2.1
IW-107	4/7/2014 19:39	463.17	12.29	19.01	1320	4.5	5.45	80	2.1
IW-107	4/14/2014 11:54	463.01	12.45	17.25	2063	4.49	5.7	89.7	7
IW-107	4/30/2014 12:28	463.07	12.39	20.68	2111	3.35	4.91	199.8	4.2
IW-108	3/24/2014 16:34	463.04	12.68	19.53	1145	4.78	5.45	186	Not Measured
IW-108	3/24/2014 17:31	463.19	12.53	19.25	1167	4.8	5.42	186.8	Not Measured
IW-108	3/24/2014 18:30	463.32	12.4	18.69	1182	5.01	5.46	178.5	Not Measured
IW-108	3/25/2014 8:17	462.43	13.29	17.93	1248	3.15	5.48	258.4	Not Measured
IW-108	3/25/2014 10:48	463.06	12.66	18.27	1244	2.97	5.48	304.6	Not Measured
IW-108	3/25/2014 12:53	463.03	12.69	18.04	1254	3.6	5.43	296.3	Not Measured
IW-108	3/25/2014 15:18	463.52	12.2	18.82	1477	5.25	5.35	308.3	Not Measured
IW-108	3/25/2014 17:40	462.77	12.95	20.2	2665	2.54	5.6	307.9	14
IW-108	3/26/2014 10:15	462.59	13.13	17.85	1615	4.02	5.26	94.1	Not Measured
IW-108	3/26/2014 15:27	462.76	12.96	20.05	5984	2.46	4.93	334.6	4900
IW-108	3/27/2014 10:30	463.13	12.59	18.27	6004	10.81	5.61	371	Not Measured
IW-108	3/27/2014 17:10	463.22	12.5	20.54	7460	12.65	6.39	460.1	Not Measured
IW-108	3/29/2014 9:11	462.57	13.15	17.71	9379	19.07	7.07	270.2	5600
IW-108	3/31/2014 8:39	462.87	12.85	17.57	9848	29.9	7.45	121.4	> 7000
IW-108	4/7/2014 19:43	463.07	12.65	18.65	8829	30.09	7.19	112.2	> 7000
IW-108	4/14/2014 12:02	462.94	12.78	18.42	7481	33.03	7.07	94.7	14000
IW-108	4/29/2014 19:57	463.26	12.46	19.16	21557	13.24	6.78	155.9	16800
IW-108	5/23/2014 10:31	463.17	12.55	22.82	20740	6.06	6.5	453.4	Not Measured

TABLE 3
SUMMARY OF WATER QUALITY PARAMETERS AND PERSULFATE CONCENTRATIONS - ARRAY 1
Whirlpool Facility
Fort Smith, AR

Well	Time - Time Stamp	Static Water Level (ft)	Level/Depth TOC (ft)	Temperature (°C)	Conductivity (uS/cm)	DO (mg/L)	pH (SU)	ORP (mV)	Sodium Persulfate (mg/L)
IW-109	3/24/2014 16:37	462.78	12.83	19.38	4891	5.34	11.85	142.7	Not Measured
IW-109	3/24/2014 17:33	462.89	12.72	19.27	41033	4.17	12.76	122.8	Not Measured
IW-109	3/24/2014 18:32	462.93	12.68	19.18	65419	3.82	12.84	140.1	Not Measured
IW-109	3/25/2014 8:21	462.37	13.24	17.15	5658	3.61	11.99	152.9	210
IW-109	3/25/2014 10:51	462.53	13.08	17.95	75498	2.8	13.21	148.5	6600
IW-109	3/25/2014 12:57	462.43	13.18	18.01	93529	2.87	13.16	151.1	>7000
IW-109	3/25/2014 15:23	462.64	12.97	18.01	152482	3.54	13.22	204.3	28000
IW-109	3/25/2014 17:46	462.41	13.2	17.99	190725	2.59	13.33	285	16800
IW-109	3/26/2014 10:23	462.48	13.13	17.8	27779	3.48	12.78	76.6	6300
IW-109	3/26/2014 15:36	462.67	12.94	18.92	110976	6.1	13.27	276.8	>28000
IW-109	3/27/2014 10:32	463.07	12.54	18.44	23601	4.33	12.6	220.5	9800
IW-109	3/27/2014 17:13	463.16	12.45	20.26	22388	4.76	12.53	260.3	16800
IW-109	3/29/2014 9:16	462.54	13.07	18.72	21895	7.3	12.59	154.3	14000
IW-109	3/31/2014 8:44	462.87	12.74	18.54	15624	6.35	12.48	83.7	11200
IW-109	4/7/2014 19:47	463.05	12.56	19.64	12642	20.27	12.47	80.2	8400
IW-109	4/14/2014 12:07	462.94	12.67	17.89	9673	20.72	12.29	87.4	2800
IW-109	4/29/2014 17:55	463.37	12.24	20.42	5737	19.74	11.58	86.8	4200
IW-109	5/23/2014 11:45	463.22	12.39	22.2	3897	17.19	10.59	198.4	Not Measured
IW-110	3/24/2014 16:40	462.71	12.94	19.63	1116	4.78	6	158.5	Not Measured
IW-110	3/24/2014 17:37	462.74	12.91	19.43	1144	4.75	5.94	151.6	Not Measured
IW-110	3/24/2014 18:33	462.76	12.89	18.9	1169	4.45	5.97	140.6	Not Measured
IW-110	3/25/2014 8:25	462.37	13.28	17.05	1266	3.26	6.11	226.6	Not Measured
IW-110	3/25/2014 10:55	462.42	13.23	18.14	1272	2.89	6.13	192.7	Not Measured
IW-110	3/25/2014 13:00	462.46	13.19	17.84	1302	3.39	6.12	203.2	Not Measured
IW-110	3/25/2014 15:28	462.59	13.06	18.74	1425	4.38	6.23	265.6	Not Measured
IW-110	3/25/2014 17:48	462.56	13.09	19.17	1436	2.08	6.24	289.6	4.2
IW-110	3/26/2014 10:27	462.55	13.1	19.82	1575	1.99	5.83	93.2	Not Measured
IW-110	3/26/2014 15:40	462.73	12.92	19.62	1605	2.5	6.5	332	Not Measured
IW-110	3/27/2014 10:39	463.13	12.52	20.01	1552	4.64	6.19	351.6	Not Measured
IW-110	3/27/2014 17:16	463.22	12.43	20.94	1924	5.2	6.41	454.9	Not Measured
IW-110	3/29/2014 9:19	462.58	13.07	18.43	1555	9.97	5.98	271.7	2.8
IW-110	3/31/2014 8:46	462.91	12.74	19.42	1498	16.76	6.15	90.7	2.8
IW-110	4/7/2014 19:51	463.09	12.56	20.15	1405	24.17	6.38	85	2.1
IW-110	4/14/2014 12:12	462.97	12.68	19.05	1600	28.75	6.5	90.6	4.2
IW-110	4/30/2014 17:23	463.02	12.63	21.56	1587	16.28	6.13	134.1	0.7

TABLE 3
SUMMARY OF WATER QUALITY PARAMETERS AND PERSULFATE CONCENTRATIONS - ARRAY 1
Whirlpool Facility
Fort Smith, AR

Well	Time - Time Stamp	Static Water Level (ft)	Level/Depth TOC (ft)	Temperature (°C)	Conductivity (uS/cm)	DO (mg/L)	pH (SU)	ORP (mV)	Sodium Persulfate (mg/L)
IW-111	3/24/2014 16:45	462.81	12.9	19.19	1075	5.32	5.43	183.3	Not Measured
IW-111	3/24/2014 17:39	462.79	12.92	19.11	1095	5.24	5.5	170.2	Not Measured
IW-111	3/24/2014 18:36	462.98	12.73	18.79	1170	4.42	5.66	158.8	Not Measured
IW-111	3/25/2014 8:28	462.38	13.33	17.09	1313	5.05	5.92	254.2	Not Measured
IW-111	3/25/2014 10:58	462.74	12.97	17.71	1579	3.96	6.27	235.9	Not Measured
IW-111	3/25/2014 13:04	462.81	12.9	17.74	1438	4.66	6.03	241	Not Measured
IW-111	3/25/2014 15:33	463.19	12.52	18.61	2856	4.4	9.44	201.2	700
IW-111	3/25/2014 17:53	462.69	13.02	18.03	2384	3.84	9.03	230.4	700
IW-111	3/26/2014 10:29	462.54	13.17	18.79	2247	3.44	6.92	100.5	5.6
IW-111	3/26/2014 15:48	462.71	13	19.45	15338	2.05	12.53	137.6	10500
IW-111	3/27/2014 10:42	463.09	12.62	20.3	8748	2.12	11.95	167.5	2800
IW-111	3/27/2014 17:22	463.18	12.53	21.11	20346	1.52	12.45	258.7	19600
IW-111	3/29/2014 9:24	462.56	13.15	18.34	8221	2.7	11.91	92.2	10500
IW-111	3/31/2014 8:49	462.9	12.81	18.19	6573	4.25	11.71	89.1	6300
IW-111	4/7/2014 19:55	463.08	12.63	19.45	3888	5.52	10.45	80.7	4200
IW-111	4/14/2014 12:16	462.97	12.74	17.89	3222	8.5	9.72	90.8	2100
IW-111	4/29/2014 18:44	463.37	12.34	20.57	9414	13.81	11.8	-106.4	2100
IW-112	3/24/2014 16:48	462.63	12.97	19.86	1097	5.16	5.29	184.8	Not Measured
IW-112	3/24/2014 17:43	462.67	12.93	19.65	1155	4.32	5.31	178.9	Not Measured
IW-112	3/24/2014 18:38	462.68	12.92	19.24	1201	4.25	5.4	179.3	Not Measured
IW-112	3/25/2014 8:31	462.29	13.31	17.22	1338	3.35	5.53	261.4	Not Measured
IW-112	3/25/2014 11:01	462.34	13.26	18.46	1327	2.87	5.56	271.9	Not Measured
IW-112	3/25/2014 13:07	462.36	13.24	18.83	1398	3.21	5.68	264.4	Not Measured
IW-112	3/25/2014 15:38	462.53	13.07	19.04	35295	3.85	12.81	127.7	4200
IW-112	3/25/2014 17:55	462.48	13.12	18.78	2512	2.23	10.13	179.9	5.6
IW-112	3/26/2014 10:39	462.47	13.13	17.7	2315	2.11	8.87	88.5	4.2
IW-112	3/26/2014 15:52	462.65	12.95	18.75	2022	2.53	7.23	291.7	4.2
IW-112	3/27/2014 10:44	463.05	12.55	20.05	11750	2.09	12.26	160.5	4200
IW-112	3/27/2014 17:25	463.14	12.46	20.33	13250	2.23	12.38	245	5600
IW-112	3/29/2014 9:29	462.55	13.05	18.16	1957	2.53	6.63	169.6	700
IW-112	3/31/2014 8:51	462.83	12.77	18.52	1746	3.53	6.28	92.7	7
IW-112	4/7/2014 19:59	462.99	12.61	19.22	1486	4.3	6.12	83.1	2.1
IW-112	4/14/2014 12:20	462.86	12.74	18.02	1795	3.06	6.56	91.2	0.7
IW-112	4/30/2014 11:59	462.94	12.66	20.13	3170	0.96	7.99	133.1	4200
IW-130	4/29/2014 13:09	463.16	12.42	19.47	41946	21.62	12.9	115.8	14700
IW-130	5/23/2014 14:34	463.04	12.54	21.95	16091	11.75	12.31	180.7	Not Measured

TABLE 4
SUMMARY OF WATER QUALITY PARAMETERS AND PERSULFATE CONCENTRATIONS - ARRAY 2
Whirlpool Facility
Fort Smith, AR

Well	Time - Time Stamp	Static Water Level (ft)	Level/Depth TOC (ft)	Temperature (°C)	Conductivity (uS/cm)	DO (mg/L)	pH (SU)	ORP (mV)	Sodium Persulfate (mg/L)
IW-113	3/26/2014 8:25	462.53	11.1	14.83	834	2.3	5.38	255.5	Not Measured
IW-113	3/26/2014 10:53		Not Measured	15.93	1420	1.51	6.03	212.4	Not Measured
IW-113	3/26/2014 12:51	462.72	10.91	16.97	100106	1.28	13.32	244.4	21000
IW-113	3/26/2014 16:45	462.76	10.87	15.47	5942	1.85	11.95	177.9	1400
IW-113	3/27/2014 8:29	463.04	10.59	17.12	15772	1.83	12.54	200.7	4900
IW-113	3/27/2014 13:30	463.15	10.48	19.02	118915	1.43	12.94	367.1	28000
IW-113	3/27/2014 17:53	463.2	10.43	18.53	6293	1.95	11.91	218.6	5600
IW-113	3/29/2014 10:20	462.55	11.08	15.53	3009	2.82	10.52	280.2	700
IW-113	3/31/2014 9:07	462.89	10.74	16.96	2659	2.4	9.92	98.6	1400
IW-113	4/7/2014 15:33	463.09	10.54	16.66	1406	4.23	6.49	80.4	700
IW-113	4/14/2014 9:21	462.99	10.64	15.28	1228	2.74	6.45	21.7	2.8
IW-114	3/26/2014 9:16	462.37	10.81	15.05	1010	3.23	5.25	271.3	Not Measured
IW-114	3/26/2014 10:58	462.74	10.44	15.63	131400	1.3	13.19	225.5	14000
IW-114	3/26/2014 12:57	462.76	10.42	16.34	167706	1.05	13.4	285.6	28000
IW-114	3/26/2014 16:51	462.81	10.37	15.53	77250	2.08	12.89	291.3	1400
IW-114	3/27/2014 8:32	463.08	10.1	15.67	16778	1.61	12.59	196.6	2800
IW-114	3/27/2014 13:36	463.2	9.98	17.9	64495	1.83	13.03	335.9	14000
IW-114	3/27/2014 17:56	463.25	9.93	18.5	39026	2.55	12.83	299.1	14000
IW-114	3/29/2014 10:23	462.59	10.59	15.6	11081	3.19	12.41	157.1	4200
IW-114	3/31/2014 9:11	462.93	10.25	16.13	6738	4.25	12.05	88.6	2100
IW-114	4/7/2014 16:55	463.12	10.06	17.18	1475	5.75	9.29	91	2.1
IW-114	4/14/2014 9:36	463.03	10.15	14.55	2122	2.95	11.12	49.6	2.1
IW-114	5/1/2014 11:02	463.01	10.17	17.66	1566	5.21	7.34	100.8	2.1

TABLE 4
SUMMARY OF WATER QUALITY PARAMETERS AND PERSULFATE CONCENTRATIONS - ARRAY 2
Whirlpool Facility
Fort Smith, AR

Well	Time - Time Stamp	Static Water Level (ft)	Level/Depth TOC (ft)	Temperature (°C)	Conductivity (uS/cm)	DO (mg/L)	pH (SU)	ORP (mV)	Sodium Persulfate (mg/L)
IW-115	3/26/2014 8:50	462.59	10.82	15.2	906	1.64	4.97	266	Not Measured
IW-115	3/26/2014 11:01	462.77	10.64	16.7	1146	2.09	6.56	277.6	Not Measured
IW-115	3/26/2014 13:01	462.78	10.63	16.65	2527	1.93	10.17	202.3	700
IW-115	3/26/2014 16:47	462.82	10.59	15.15	5868	1.24	11.19	178.9	700
IW-115	3/27/2014 8:35	463.1	10.31	15.73	2341	1.74	8.99	229.4	700
IW-115	3/27/2014 13:43	463.21	10.2	17.35	8364	1.88	12.41	247	5600
IW-115	3/27/2014 17:59	463.26	10.15	17.97	14576	1.24	12.66	309.9	11200
IW-115	3/29/2014 10:27	462.6	10.81	15.97	3844	2.32	10.95	169.3	1400
IW-115	3/31/2014 9:18	462.94	10.47	16.93	3012	2.76	9.97	97.9	1400
IW-115	4/7/2014 15:40	463.13	10.28	16.38	1427	3.78	6.09	81.6	5.6
IW-115	4/14/2014 9:48	463.05	10.36	14.66	1284	2.68	6.47	48.1	1.4
IW-115	5/28/2014 14:14	463.54	9.87	18.44	1150	0.34	5.42	126	Not Measured
IW-116	3/26/2014 9:02	462.58	11.03	15.34	1027	1.92	6.12	257.2	Not Measured
IW-116	3/26/2014 11:07	462.76	10.85	15.93	39050	1.78	12.99	141.3	11400
IW-116	3/26/2014 13:07	462.77	10.84	15.54	18080	2.45	12.96	142.2	4200
IW-116	3/26/2014 16:58	462.8	10.81	14.66	1483	2.35	7.56	323.3	1.4
IW-116	3/27/2014 8:38	463.09	10.52	15.78	1055	2.14	6.72	348.8	0
IW-116	3/27/2014 13:47	463.2	10.41	17.77	6343	1.23	12.2	218.4	5600
IW-116	3/27/2014 18:03	463.26	10.35	18.09	2480	1.68	10.33	150.5	2100
IW-116	3/29/2014 10:31	462.6	11.01	16.18	1660	2.28	8.89	219.8	700
IW-116	3/31/2014 9:21	462.95	10.66	16.35	1012	2.81	6.33	97.9	2.1
IW-116	4/7/2014 17:04	463.13	10.48	17.25	1029	2.58	6.59	85.1	0.7
IW-116	4/14/2014 9:55	463.04	10.57	13.95	975	2.56	6.34	54.7	0.7

TABLE 4
SUMMARY OF WATER QUALITY PARAMETERS AND PERSULFATE CONCENTRATIONS - ARRAY 2
Whirlpool Facility
Fort Smith, AR

Well	Time - Time Stamp	Static Water Level (ft)	Level/Depth TOC (ft)	Temperature (°C)	Conductivity (uS/cm)	DO (mg/L)	pH (SU)	ORP (mV)	Sodium Persulfate (mg/L)
IW-117	3/26/2014 8:47	462.6	10.97	14.8	1064	1.42	5.02	78.2	Not Measured
IW-117	3/26/2014 11:11	462.76	10.81	16.45	1050	1.92	6.01	288.5	Not Measured
IW-117	3/26/2014 13:12	462.79	10.78	16.6	3368	1.61	11.59	144.2	700
IW-117	3/26/2014 16:54	462.81	10.76	15.88	20713	2	12.74	228.9	2100
IW-117	3/27/2014 8:41	463.1	10.47	16.03	3951	2.15	11.49	156.3	700
IW-117	3/27/2014 13:52	463.21	10.36	17.51	29193	1.74	12.82	279.9	14000
IW-117	3/27/2014 18:07	463.26	10.31	17.68	8372	1.4	12.4	143.7	5600
IW-117	3/29/2014 10:35	462.61	10.96	15.98	49704	2.08	12.94	225.4	19600
IW-117	3/31/2014 9:25	462.94	10.63	16.84	8089	2.49	12.14	84.9	5600
IW-117	4/7/2014 15:42	463.14	10.43	16.13	1849	3.9	7.46	80.1	700
IW-117	4/14/2014 9:58	463.05	10.52	14.39	2234	2.82	9.78	45.2	5.6
IW-117	5/1/2014 10:19	462.99	10.58	17.27	1630	4.52	6.98	60.9	2.1
IW-118	3/26/2014 9:11	462.59	11.14	14.13	951	3.25	5.21	267.5	Not Measured
IW-118	3/26/2014 11:17	462.78	10.95	15.7	26907	2.55	12.75	133.4	10400
IW-118	3/26/2014 13:17	462.8	10.93	15.86	11085	3.07	12.7	147.8	4200
IW-118	3/26/2014 17:01	462.74	10.99	13.89	3951	2	11.6	124.8	700
IW-118	3/27/2014 8:44	463.12	10.61	16.01	2057	2	9.02	203.2	5.6
IW-118	3/27/2014 13:58	463.24	10.49	17.58	4265	1.45	11.52	274.4	4200
IW-118	3/27/2014 18:10	463.38	10.35	18.28	3143	2.28	10.73	225.4	2800
IW-118	3/29/2014 10:39	462.64	11.09	15.95	2486	3.58	8.33	293.7	1400
IW-118	3/31/2014 9:27	462.97	10.76	16.57	1756	4.07	6.81	96.1	1400
IW-118	4/7/2014 17:12	463.17	10.56	16.88	989	3.96	6.15	86.6	1.4
IW-118	4/14/2014 10:02	463.08	10.65	14	1004	4.04	6.76	52.6	0
IW-118	5/28/2014 15:32	463.63	10.1	18.53	2293	0.42	8.87	80.5	Not Measured

TABLE 4
SUMMARY OF WATER QUALITY PARAMETERS AND PERSULFATE CONCENTRATIONS - ARRAY 2
Whirlpool Facility
Fort Smith, AR

Well	Time - Time Stamp	Static Water Level (ft)	Level/Depth TOC (ft)	Temperature (°C)	Conductivity (uS/cm)	DO (mg/L)	pH (SU)	ORP (mV)	Sodium Persulfate (mg/L)
IW-119	3/26/2014 8:40	462.53	11.01	15.16	837	2.17	5.03	77.3	Not Measured
IW-119	3/26/2014 11:24	462.61	10.93	16.27	8304	2.21	12.3	127.7	2800
IW-119	3/26/2014 13:21	462.7	10.84	16.42	4905	1.91	12.16	142.8	2800
IW-119	3/26/2014 17:04	462.75	10.79	15.36	2913	2.47	10.73	141.2	1400
IW-119	3/27/2014 8:47	463.03	10.51	15.92	2562	1.71	10.49	135.3	700
IW-119	3/27/2014 14:03	463.14	10.4	18.22	101983	1.48	13.03	398.9	21000
IW-119	3/27/2014 18:15	463.19	10.35	18.07	22210	1.38	12.75	271.8	10500
IW-119	3/29/2014 10:42	462.55	10.99	16.15	6145	2.24	11.94	154.4	4200
IW-119	3/31/2014 9:30	462.89	10.65	16.5	2114	2.78	9.42	92.1	2100
IW-119	4/7/2014 15:48	463.08	10.46	16.29	1296	3.29	6.53	79.2	4.2
IW-119	4/14/2014 10:07	462.99	10.55	14.27	1037	3.3	6.15	49.1	2.1
IW-120	3/26/2014 8:43	462.58	10.79	15.62	1059	2.09	5.14	266.3	Not Measured
IW-120	3/26/2014 11:27	462.74	10.63	16.9	1152	2.27	6.14	326.7	Not Measured
IW-120	3/26/2014 13:23	462.78	10.59	16.09	1168	2.65	6.25	315.1	Not Measured
IW-120	3/26/2014 17:07	462.82	10.55	16.64	32601	2	12.77	233.4	5600
IW-120	3/27/2014 8:50	463.09	10.28	17.1	17191	1.79	12.49	199	5600
IW-120	3/27/2014 14:08	463.2	10.17	17.28	5554	2.23	11.98	293.6	2100
IW-120	3/27/2014 18:17	463.23	10.14	18.04	31665	1.71	12.87	328.6	21000
IW-120	3/29/2014 10:46	462.59	10.78	16.22	11344	2.43	12.28	150.5	8400
IW-120	3/31/2014 9:33	462.94	10.43	16.35	3964	2.93	10.91	90.7	2800
IW-120	4/7/2014 15:52	463.14	10.23	16.1	1993	3.83	6.9	77.3	700
IW-120	4/14/2014 10:13	463.05	10.32	13.64	2512	2.48	9.93	51.8	4.2
IW-120	5/1/2014 10:38	463.02	10.35	17.11	1870	6.51	7.06	90.4	2.1

TABLE 4
SUMMARY OF WATER QUALITY PARAMETERS AND PERSULFATE CONCENTRATIONS - ARRAY 2
Whirlpool Facility
Fort Smith, AR

Well	Time - Time Stamp	Static Water Level (ft)	Level/Depth TOC (ft)	Temperature (°C)	Conductivity (uS/cm)	DO (mg/L)	pH (SU)	ORP (mV)	Sodium Persulfate (mg/L)
IW-121	3/26/2014 8:38	462.56	10.9	15.59	1078	1.94	4.88	270.9	Not Measured
IW-121	3/26/2014 11:30	462.72	10.74	17.24	1072	1.6	5.26	350.3	Not Measured
IW-121	3/26/2014 13:26	462.76	10.7	16.57	1109	2.1	5.17	303.5	Not Measured
IW-121	3/26/2014 17:10	462.8	10.66	15.57	1164	2.23	5.54	519.4	Not Measured
IW-121	3/27/2014 8:52	463.08	10.38	16.09	1089	2.39	5.97	424.7	Not Measured
IW-121	3/27/2014 14:11	463.19	10.27	18	1467	1.61	6.15	482.4	Not Measured
IW-121	3/27/2014 18:21	463.26	10.2	18.01	2802	1.68	6.3	552.8	Not Measured
IW-121	3/29/2014 10:50	462.59	10.87	15.78	2790	2.65	5.19	377.7	1400
IW-121	3/31/2014 9:38	462.93	10.53	16.18	2138	2.84	5.08	102.3	700
IW-121	4/7/2014 15:55	463.12	10.34	16.06	1376	3.91	5.08	78.5	4.2
IW-121	4/14/2014 10:17	463.03	10.43	14.45	2206	3.2	5.61	52.5	7
IW-122	3/26/2014 8:36	462.66	10.71	14.28	1036	2.07	4.98	74.9	Not Measured
IW-122	3/26/2014 11:32	462.83	10.54	16.43	991	1.24	4.89	383.1	Not Measured
IW-122	3/26/2014 13:28	462.86	10.51	16.3	1160	1.54	5.38	295.3	Not Measured
IW-122	3/26/2014 17:13	462.89	10.48	15.23	2236	1.35	7.3	379.8	700
IW-122	3/27/2014 8:55	463.18	10.19	16.27	3648	1.69	10.67	211.5	1400
IW-122	3/27/2014 14:13	463.29	10.08	17.28	3011	1.71	10.08	245.2	1400
IW-122	3/27/2014 18:24	463.33	10.04	17.88	2260	1.93	7.61	387.8	1400
IW-122	3/29/2014 10:55	462.69	10.68	16.04	2362	2.49	7.02	259.2	700
IW-122	3/31/2014 9:42	463.03	10.34	16.37	1945	2.96	6.21	97.6	700
IW-122	4/7/2014 16:00	463.23	10.14	16.05	1294	3.58	5.74	76.6	2.8
IW-122	4/14/2014 10:21	463.13	10.24	12.95	1312	2.47	5.56	62.2	1.4

TABLE 4
SUMMARY OF WATER QUALITY PARAMETERS AND PERSULFATE CONCENTRATIONS - ARRAY 2
Whirlpool Facility
Fort Smith, AR

Well	Time - Time Stamp	Static Water Level (ft)	Level/Depth TOC (ft)	Temperature (°C)	Conductivity (uS/cm)	DO (mg/L)	pH (SU)	ORP (mV)	Sodium Persulfate (mg/L)
IW-123	3/26/2014 8:33	462.67	11.1	15.57	750	1.99	5	260.7	Not Measured
IW-123	3/26/2014 11:35	462.84	10.93	16.6	786	1.92	4.94	390.7	Not Measured
IW-123	3/26/2014 13:32	462.86	10.91	16.53	787	1.55	4.97	302.1	Not Measured
IW-123	3/26/2014 17:15	462.89	10.88	15.74	809	2.8	5.17	489.1	Not Measured
IW-123	3/27/2014 8:58	463.19	10.58	15.94	1610	1.8	6.18	367.4	4.2
IW-123	3/27/2014 14:18	463.3	10.47	17.33	2434	2.27	6.85	394	Not Measured
IW-123	3/27/2014 18:28	463.34	10.43	18.24	56880	1.39	12.91	381.6	28000
IW-123	3/29/2014 10:58	462.69	11.08	15.89	3170	2.47	9.84	191.1	2100
IW-123	3/31/2014 9:47	463.03	10.74	16.51	1900	2.7	6.66	93.7	1400
IW-123	4/7/2014 16:02	463.24	10.53	15.86	1102	3.61	5.86	79.3	2.8
IW-123	4/14/2014 10:26	463.13	10.64	14.34	1332	3.05	5.99	57.6	4.2
IW-124	3/26/2014 8:29	462.54	11.15	15.13	769	1.39	6.24	250.3	Not Measured
IW-124	3/26/2014 11:37	462.76	10.93	16.48	685	1.47	5.74	377.2	Not Measured
IW-124	3/26/2014 13:35	462.79	10.9	16.81	665	1.72	5.69	290.1	Not Measured
IW-124	3/26/2014 17:18	462.82	10.87	15.03	643	1.27	5.63	466.7	Not Measured
IW-124	3/27/2014 9:02	463.12	10.57	16.64	622	1.44	6.02	377.6	Not Measured
IW-124	3/27/2014 14:20	463.22	10.47	17.47	611	1.46	6.22	413.1	Not Measured
IW-124	3/27/2014 18:35	463.24	10.45	17.87	677	1.7	6.55	516.9	Not Measured
IW-124	3/29/2014 11:03	462.62	11.07	16.32	725	1.47	6.03	284.8	0.07
IW-124	3/31/2014 9:48	462.96	10.73	16	766	1.81	6.07	96.1	0.07
IW-124	4/7/2014 16:06	463.16	10.53	16.19	816	2.35	7.36	83.3	0.7
IW-124	4/12/2014 10:30	463.05	10.64	13.86	760	2.21	6.68	64.9	0.7

TABLE 4
SUMMARY OF WATER QUALITY PARAMETERS AND PERSULFATE CONCENTRATIONS - ARRAY 2
Whirlpool Facility
Fort Smith, AR

Well	Time - Time Stamp	Static Water Level (ft)	Level/Depth TOC (ft)	Temperature (°C)	Conductivity (uS/cm)	DO (mg/L)	pH (SU)	ORP (mV)	Sodium Persulfate (mg/L)
MW-35R	3/29/2014 11:23	462.54	11.15	16.82	4034	2.22	11.39	118.1	4200
MW-35R	3/31/2014 9:52	462.87	10.82	16.34	1468	3.06	6.31	90.2	4.2
MW-35R	4/7/2014 16:25	463.09	10.6	15.96	858	3	6.32	84.2	1.4
MW-35R	4/14/2014 10:41	462.98	10.71	15.1	1326	2.06	6.45	63.1	2.1
MW-65	3/29/2014 13:28	462.54	11.15	17.35	1415	4.3	5.22	322.2	1.4
MW-65	3/31/2014 9:59	462.85	10.84	18.05	1628	3.37	5.05	85.9	7
MW-65	4/7/2014 17:01	463.06	10.63	16.32	1407	4.43	5.04	88.7	1.4
MW-65	4/14/2014 10:46	462.95	10.74	14.19	1793	3.34	4.95	67.7	5.6
IW-77	3/29/2014 11:32	463.44	10.25	16.3	909	2.19	5.29	256.5	0
IW-77	3/31/2014 9:55	463.78	9.91	16.63	92.3	2.48	5.08	89.8	0
IW-77	4/7/2014 16:30	463.97	9.72	16.13	880	3.03	5.17	90.6	0
IW-77	4/14/2014 10:56	463.87	9.82	14.16	885	2.58	5.26	59.8	0.7
IW-79	3/29/2014 11:16	462.52	11.17	16.84	1140	3.79	5.97	317.8	Not Measured
IW-79	3/31/2014 9:50	462.95	10.74	16.58	1153	3.85	5.9	88.5	2.1
IW-79	4/7/2014 16:12	463.35	10.34	15.93	230	8.45	6.11	85.1	0.7
IW-79	4/14/2014 10:35	463.06	10.63	14.82	1143	4.87	6.07	59.6	2.8
IW-131	4/30/2014 15:30	463.34	10.35	17.74	5571	3.67	12.48	-170.3	2.8
IW-131	5/28/2014 10:53	463.81	9.88	18.89	4842	0.74	11.97	89.6	Not Measured

TABLE 5
SUMMARY OF WATER QUALITY PARAMETERS AND PERSULFATE CONCENTRATIONS - ARRAY 3
Whirlpool Facility
Fort Smith, AR

Well	Time - Time Stamp	Static Water Level (ft)	Level/Depth TOC (ft)	Temperature (°C)	Conductivity (uS/cm)	DO (mg/L)	pH (SU)	ORP (mV)	Sodium Persulfate (mg/L)
IW-125	3/26/2014 14:33	462.57	11.08	18.28	426	1.87	9.82	194.9	Not Measured
IW-125	3/26/2014 16:02	464.83	8.82	15.61	576	2.27	10.37	167.5	0.07
IW-125	3/26/2014 17:42	465	8.65	17.36	143517	1.41	13.01	316.5	7000
IW-125	3/27/2014 9:33	462.77	10.88	16	10594	3.05	12.42	149.2	2800
IW-125	3/27/2014 16:12	462.72	10.93	20.23	123454	2.62	13.05	372.8	35000
IW-125	3/29/2014 7:57	462.29	11.36	16.32	56193	1.49	13.14	162.4	16800
IW-125	3/31/2014 7:40	462.65	11	17.34	33004	2.1	12.92	63.4	14000
IW-125	4/7/2014 20:18	462.86	10.79	17.39	17959	3.31	12.65	85.9	8400
IW-125	4/14/2014 12:45	462.75	10.9	17.2	16045	2.4	12.62	79.9	8400
IW-125	4/29/2014 10:46	463.24	10.41	17.52	9667	8.66	12.43	91.7	4200
IW-125	5/29/2014 14:03	463.47	10.18	20.53	19761	0.45	12.17	125.6	10500
IW-126	3/26/2014 14:40	462.64	11.13	19.11	336	1.47	6.87	295.1	Not Measured
IW-126	3/26/2014 16:07	463.3	10.47	18.47	88258	2.06	13.01	280.1	>21000
IW-126	3/26/2014 17:46	463.38	10.39	15.19	9556	2.03	12.57	204.5	2800
IW-126	3/27/2014 9:37	462.82	10.95	16.76	44907	1.11	12.89	283.5	>7000
IW-126	3/27/2014 16:17	462.99	10.78	19.03	30039	1.57	12.81	320	22400
IW-126	3/29/2014 8:00	462.43	11.34	13.74	22046	1.01	12.72	159.2	8400
IW-126	3/31/2014 7:44	462.76	11.01	16.84	15661	1.54	12.46	74.1	11200
IW-126	4/7/2014 20:35	462.95	10.82	16.83	9468	2.48	12.12	80.1	11200
IW-126	4/14/2014 12:47	462.81	10.96	15.53	5592	2.04	11.03	92.9	5600
IW-126	4/29/2014 10:52	463.31	10.46	17.83	4945	4.15	10.28	95.7	5600
IW-126	5/29/2014 15:30	463.63	10.14	20.21	2900	0.26	8.94	120.2	700

TABLE 5
SUMMARY OF WATER QUALITY PARAMETERS AND PERSULFATE CONCENTRATIONS - ARRAY 3
Whirlpool Facility
Fort Smith, AR

Well	Time - Time Stamp	Static Water Level (ft)	Level/Depth TOC (ft)	Temperature (°C)	Conductivity (uS/cm)	DO (mg/L)	pH (SU)	ORP (mV)	Sodium Persulfate (mg/L)
IW-127	3/26/2014 14:44	462.67	10.94	18	419	1.6	5.77	339.9	Not Measured
IW-127	3/26/2014 16:16	463.33	10.28	16.73	2129	2.57	11.26	209.8	1400
IW-127	3/26/2014 17:49	463.42	10.19	17.87	79752	1.47	13.17	297.5	14700
IW-127	3/27/2014 9:41	462.93	10.68	18.35	60259	1.13	12.99	306.8	>21000
IW-127	3/27/2014 16:20	463.06	10.55	19.3	27441	1.24	12.79	311.6	11200
IW-127	3/29/2014 8:04	462.48	11.13	15.72	21938	2.19	12.77	150.4	14000
IW-127	3/31/2014 7:47	462.79	10.82	17.79	18291	1.81	12.62	73.9	14000
IW-127	4/7/2014 20:30	462.79	10.82	18.47	9653	2.5	12	81.5	16800
IW-127	4/14/2014 12:51	462.82	10.79	17.46	9123	1.85	11.81	95.6	11200
IW-127	4/29/2014 10:57	463.29	10.32	18.04	6763	4.54	10.29	98.2	8400
IW-127	5/29/2014 11:55	463.5	10.11	19.89	4882	0.16	6.77	294.8	2100
IW-128	3/26/2014 14:48	462.52	10.91	18.31	308	1.58	5.53	362	Not Measured
IW-128	3/26/2014 16:24	463.64	9.79	17.1	2152	2.01	10.13	226.3	700
IW-128	3/26/2014 17:55	464.07	9.36	16.22	101079	1.57	13.31	320.3	16800
IW-128	3/27/2014 9:46	462.75	10.68	16.62	25436	1.83	12.71	274.4	14000
IW-128	3/27/2014 16:24	462.87	10.56	19.42	36004	1.27	12.78	354.3	28000
IW-128	3/29/2014 8:08	462.33	11.1	16.97	22760	1.69	12.58	177.6	16800
IW-128	3/31/2014 7:51	462.65	10.78	16.56	14660	2.12	12.45	79.5	9600
IW-128	4/7/2014 20:32	462.86	10.57	18.1	6430	2.38	12.12	77.3	5600
IW-128	4/14/2014 12:54	462.73	10.7	15.43	4414	2.34	11.92	92.8	2800
IW-128	4/29/2014 16:10	463.21	10.22	19.35	3572	0.61	11.19	80.7	1400
IW-128	5/29/2014 10:54	463.44	9.99	19.97	4240	0.12	10.2	60	1.4
IW-129	4/29/2014 11:19	463.13	10.3	18.23	24155	10.35	12.8	85.2	12600
IW-129	5/29/2014 13:15	463.31	10.12	20.49	28078	1.24	12.59	157.4	14000

TABLE 6
SUMMARY OF TCE CONCENTRATIONS - ARRAY 1
Whirlpool Facility
Fort Smith, AR

		TCE Concentrations (ug/L)												
		Injection Well	~5-feet Radius Wells				~10-feet Radius Wells			~15-feet Radius Wells				
Event	Date(s)	IW-130	IW-109	IW-110	IW-111	IW-112	IW-104	IW-106	IW-108	IW-101	IW-102	IW-103	IW-105	IW-107
Baseline	3/24/2014	358	362	464	704	219	637	198	1280	314	685	692	901	198
20 days after injection	4/16/2014	nm	nm	397	nm	200	nm	nm	nm	nm	nm	nm	nm	nm
33-34 days after injection	4/29-30/2014	nm	91.2	268	260	104	527	163	72.1	794	239	729	185	110
57 days after injection	5/23/2014	75.5	110	nm	nm	nm	nm	132	59	509	nm	nm	nm	nm
	Percent Reduction	78.9%	69.6%	42.2%	63.1%	52.5%	17.3%	33.3%	95.4%	-62.1%	65.1%	-5.3%	79.5%	44.4%

Notes:
nm - not measured

TABLE 7
SUMMARY OF TCE CONCENTRATIONS - ARRAY 2
Whirlpool Facility
Fort Smith, AR

		TCE Concentrations (ug/L)												
		Injection Well	~5-feet Radius Wells				~10-feet Radius			~18-feet Radius				
Event	Date(s)	IW-131	IW-113	IW-114	IW-115	IW-116	IW-117	IW-118	IW-119	IW-120	IW-121	IW-122	IW-123	IW-124
Baseline	3/24/2014	526	510	397	622	486	384	496	524	289	402	473	532	455
11 days after injection	4/7/2014	nm	nm	nm	455	nm	nm	nm	478	nm	nm	nm	nm	nm
18-19 days after injection	4/14-15/2014	nm	435	336	449	546	384	395	509	390	445	384	488	448
34 days after injection	4/30/2014	318	nm	nm	nm	nm	nm	nm	nm	nm	nm	nm	nm	nm
62 days after injection	5/28/2014	443	nm	nm	504	nm	nm	437	nm	nm	nm	nm	nm	nm
	Percent Reduction	15.8%	14.7%	15.4%	19.0%	-12.3%	0.0%	11.9%	2.9%	-34.9%	-10.7%	18.8%	8.3%	1.5%

Notes:
nm - not measured

TABLE 8
SUMMARY OF TCE CONCENTRATIONS- ARRAY 3
Whirlpool Facility
Fort Smith, AR

		TCE Concentration (ug/L)				
		Injection Well	~5-feet Radius Well			~10-feet Radius Well
Event	Date(s)	IW-129	IW-125	IW-126	IW-127	IW-128
Baseline	3/24-25/2014	2540	2140	2020	3700	2980
33 days after injection	4/29/2014	nm	nm	nm	nm	1250
63 days after injection	5/29/2014	25.8	17.1	787	639	1190
	Percent Reduction	99%	99%	61%	83%	60.1%

Figures

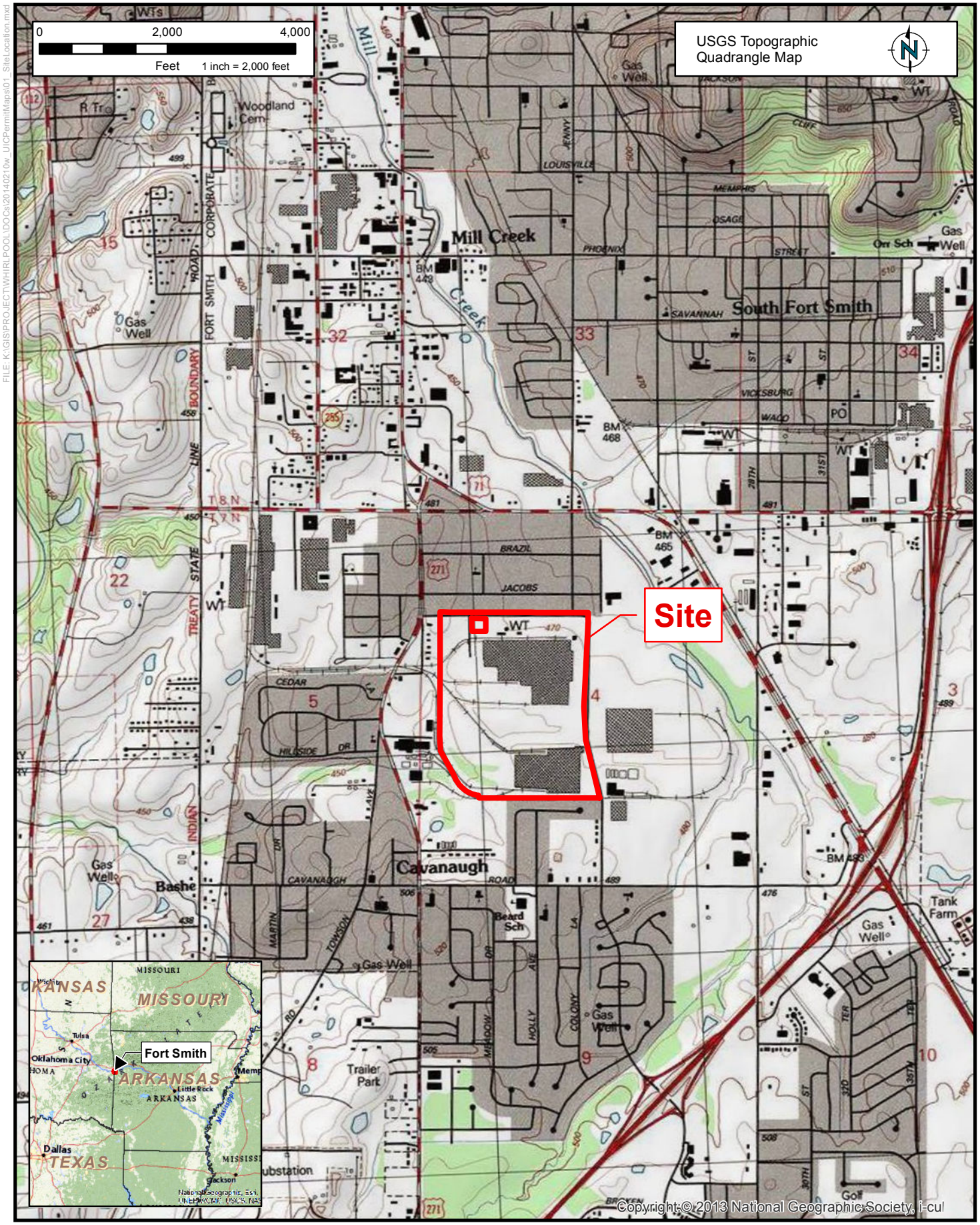

FILE: K:\GIS\PROJECT\WHIRLPOOL\DOCs\20140210w_UICPermitMaps\01_SiteLocation.mxd

ENVIRON

SITE LOCATION

Whirlpool Facility - Fort Smith, Arkansas

Figure 1

DRAFTED BY: KTS

DATE: 05/02/2014

PROJECT: 3433253A

FILE: D:\GIS\PROJECT\WHIRLPOOL\DOCs\20140404_IW_Array_Maps\01_InjectionWellArraysInstalledFeb-Mar2014_wLabels.mxd

Injection Well (IW) - Installed February and March, 2014
Existing Monitoring or Injection Well
Underground Injection Control (UIC) – Approved Injection Area
Treatment Areas 1, 2 and 3 from RADD
Approximate Property Boundary

MW-41
IW-76
MW-39
Area 3
IW-77
Injection Array 2
121
122
123
120
117
118
119
124
114
115
116
131
IW-80
MW-65
113
IW-78
IW-79
Area 2
MW-34
MW-35R
MW-36
MW-31
MW-32
MW-33
MW-23
MW-27
Injection Array 1
101
108
109
102
107
112
130
110
103
106
111
104
105
MW-24
ITMW-16
ITMW-14
ITMW-13
ITMW-17
ITMW-15
ITMW-11
MW-38
MW-37
Area 1
ITMW-12
MW-25
Injection Array 3
128
125
129
126
127
ITMW-19
ITMW-18

0 40 80
Feet
1 inch = 40 feet

NOTE: A final figure with injection well designations will be submitted to ADEQ after the boring logs and well construction diagrams are completed.

ENVIRON

INJECTION WELL ARRAYS
Installed February and March 2014

Whirlpool Facility - Fort Smith, Arkansas

Figure
2

DRAFTED BY: CCS
DATE: 05/02/2014
PROJECT: 3433253A

L:\Loop Project Files\00_CAD FILES\34\Whirlpool Pre-Design Activities 3433253A\03_Process Block Diagram.dwg

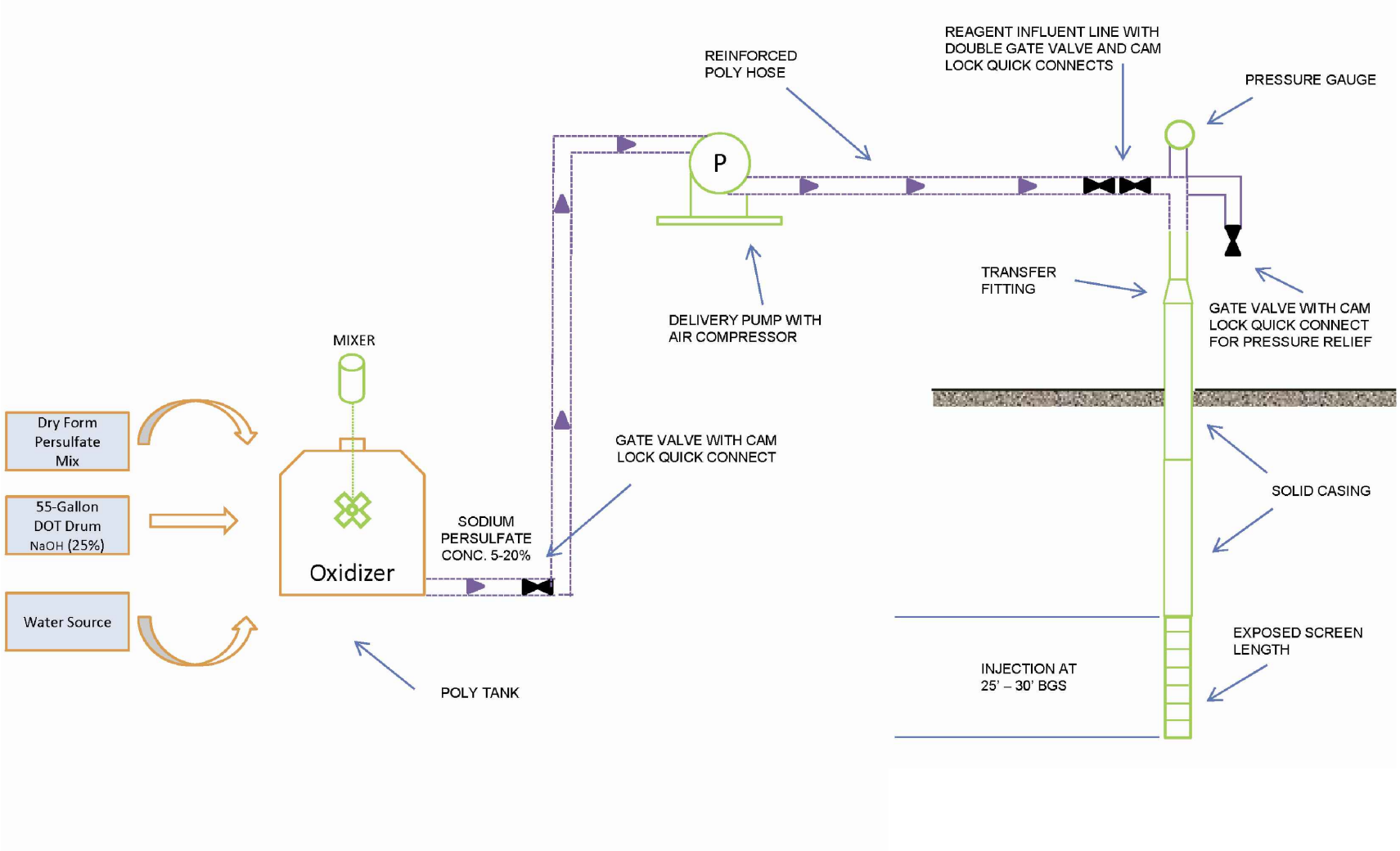

Source: In-Situ Oxidative Technologies, 4/23/14.

ENVIRON

PROCESS BLOCK DIAGRAM
WHIRLPOOL FACILITY
FORT SMITH, ARKANSAS

FIGURE
3

DRAFTED BY: ELS | DATE: 5/2/14 | 3433253A

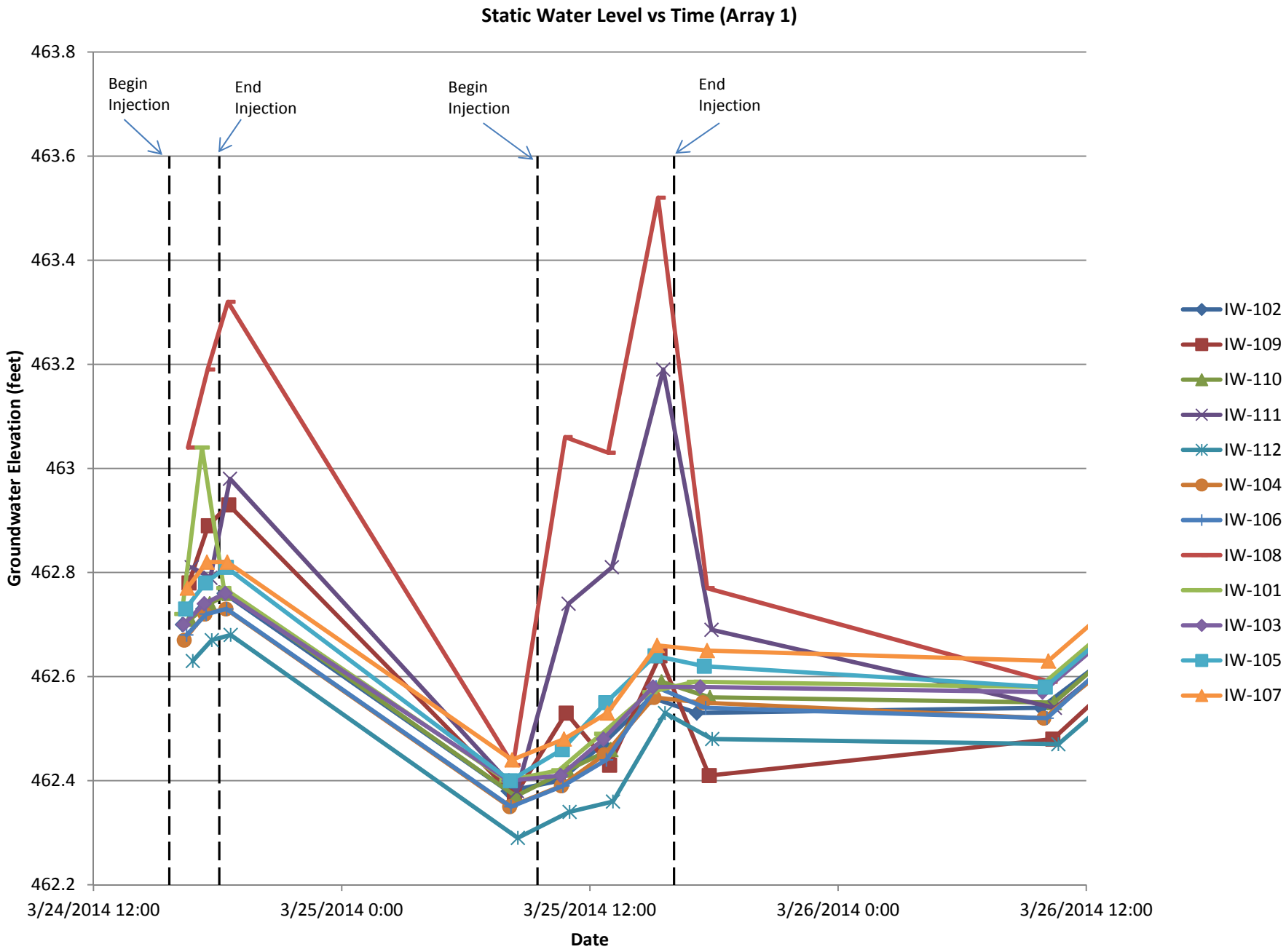

Figure 4A
Whirlpool Facility
Fort Smith, Arkansas

ENVIRON

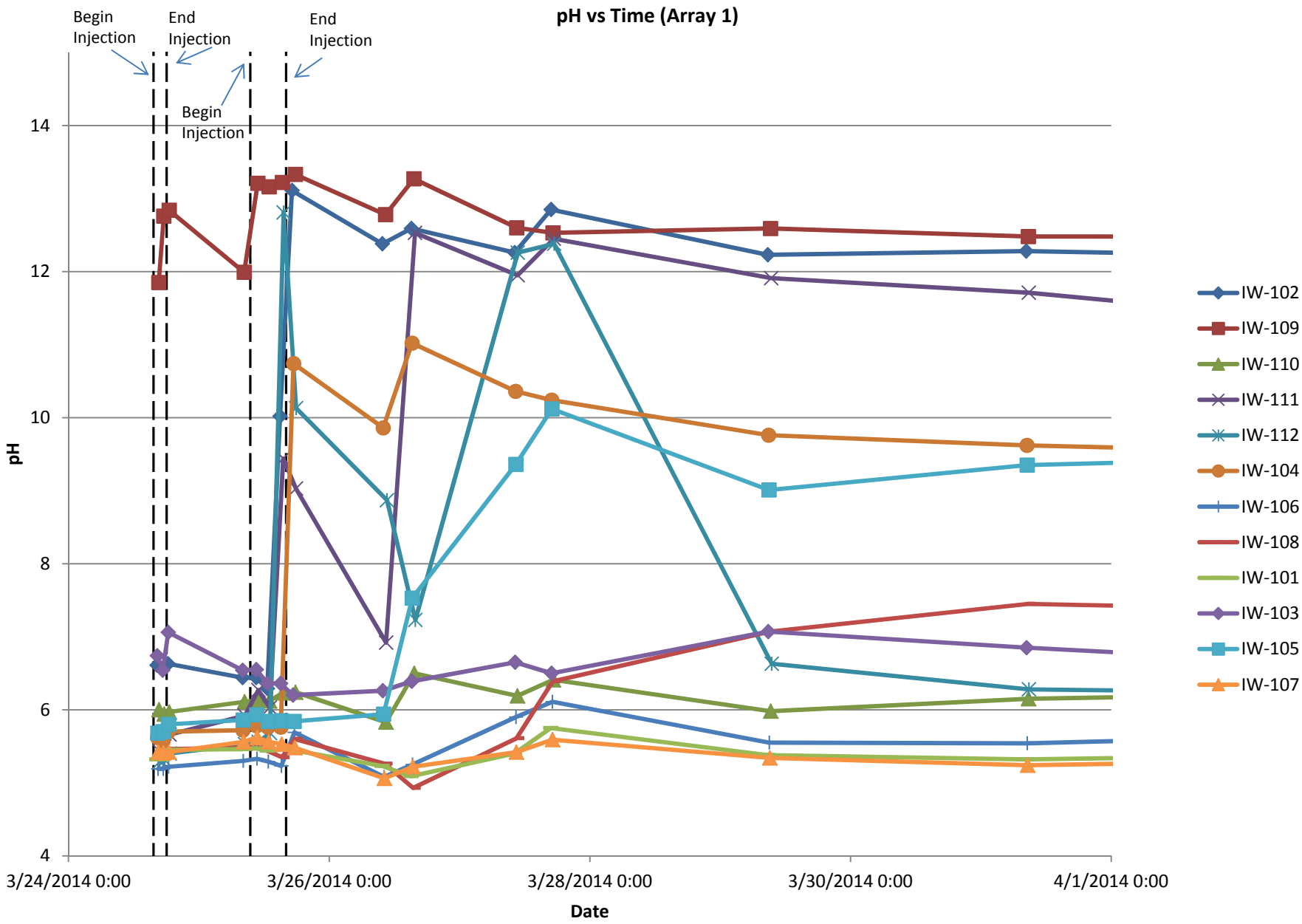

Figure 4B
Whirlpool Facility
Fort Smith, Arkansas

ENVIRON

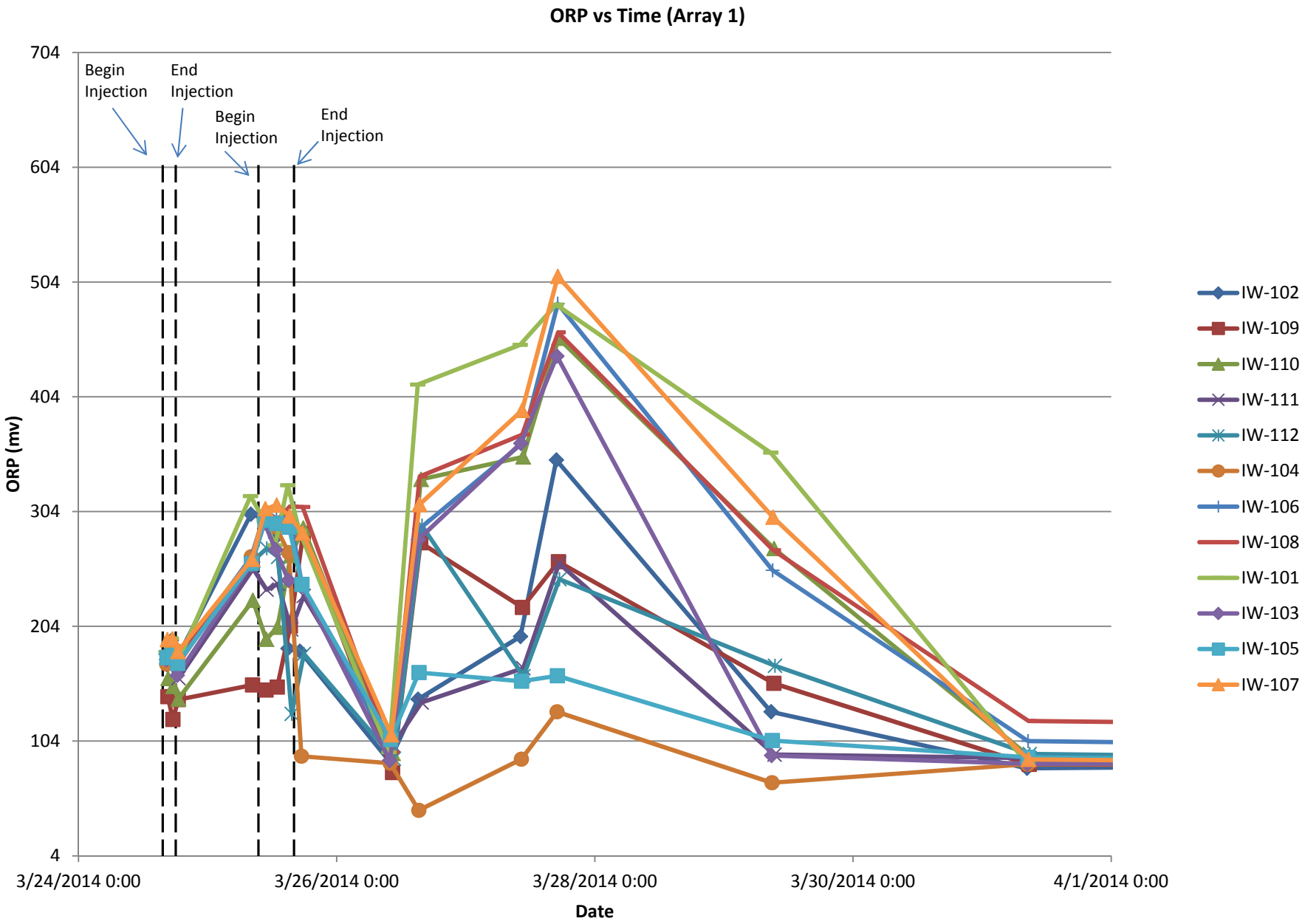

Figure 4C
Whirlpool Facility
Fort Smith, Arkansas

ENVIRON

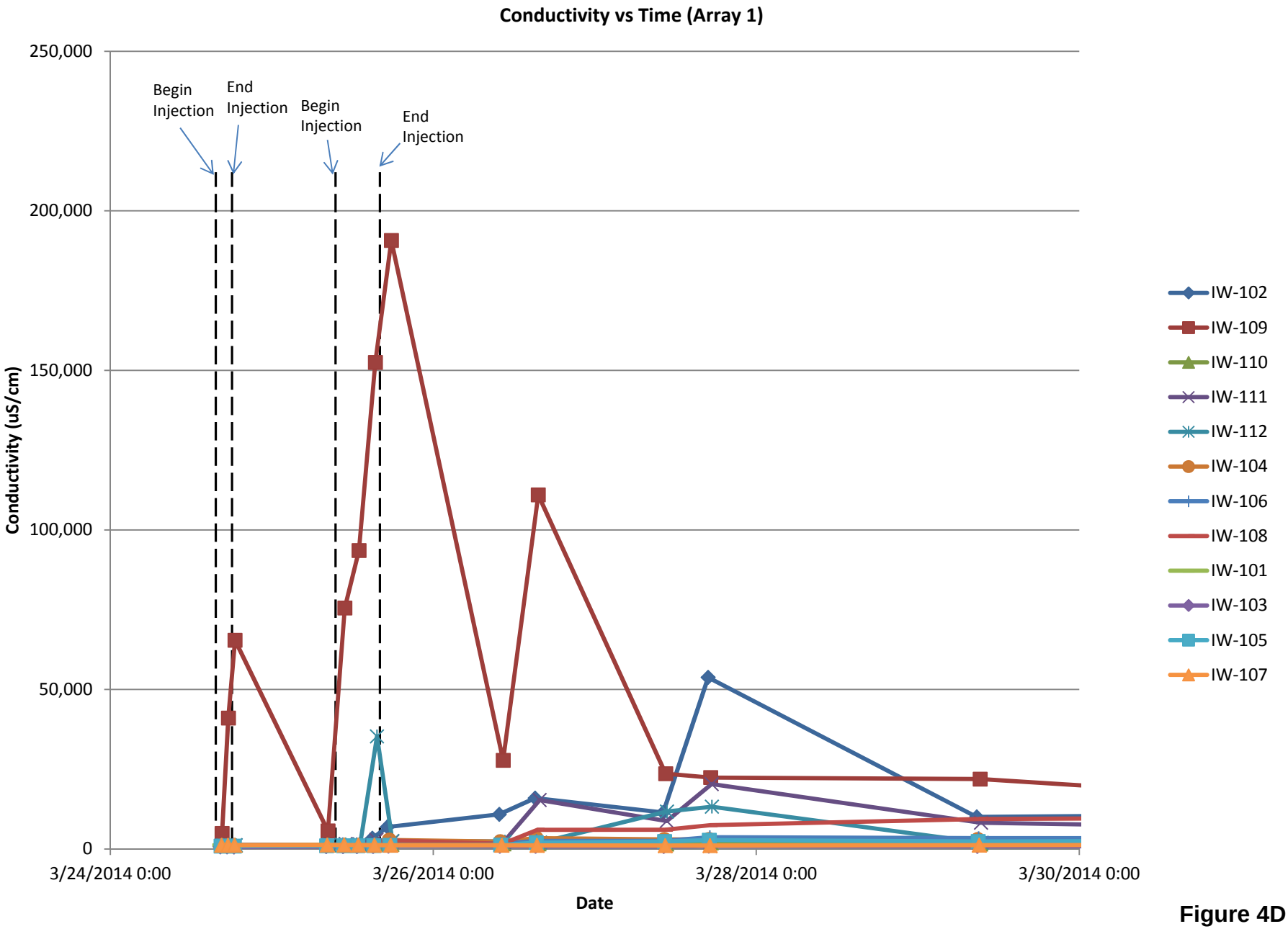

Figure 4D
Whirlpool Facility
Fort Smith, Arkansas

ENVIRON

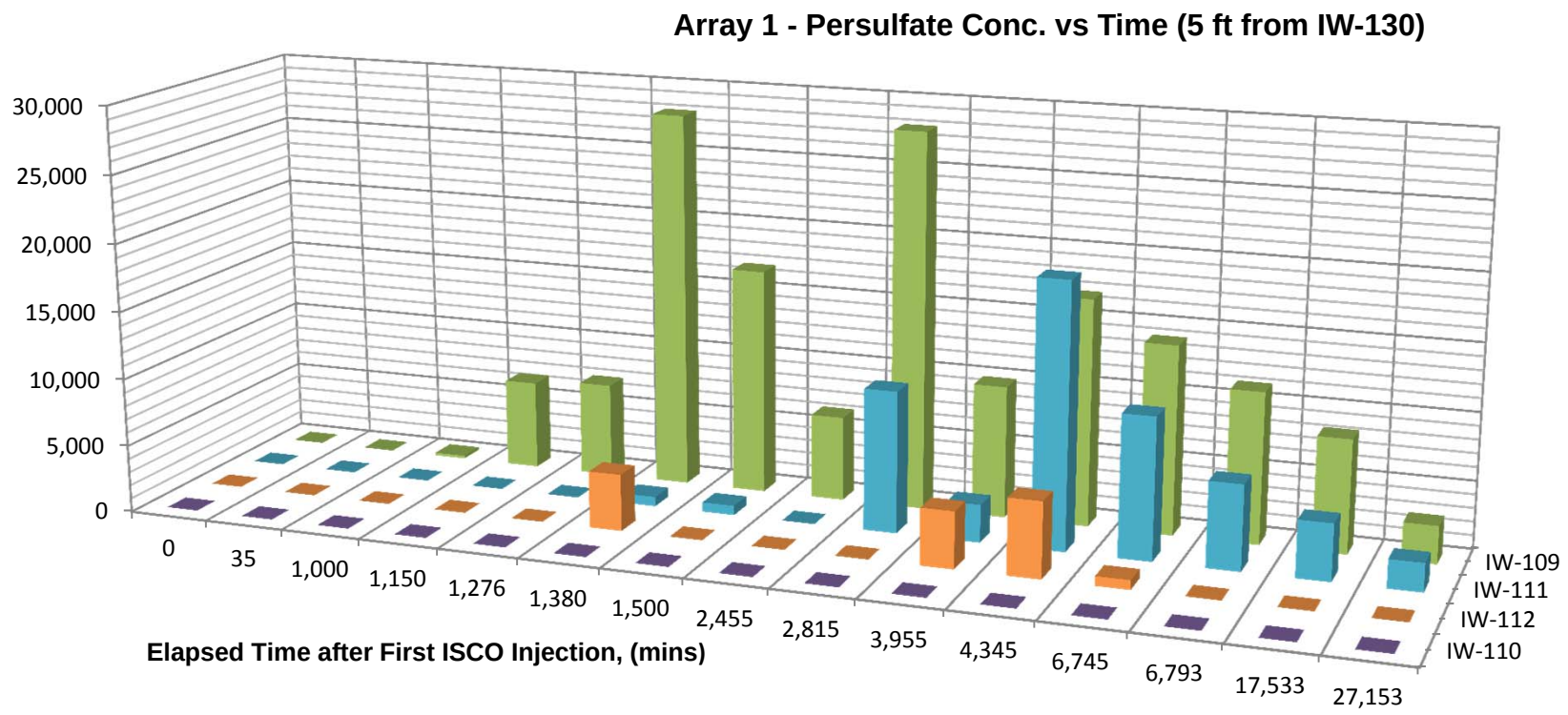

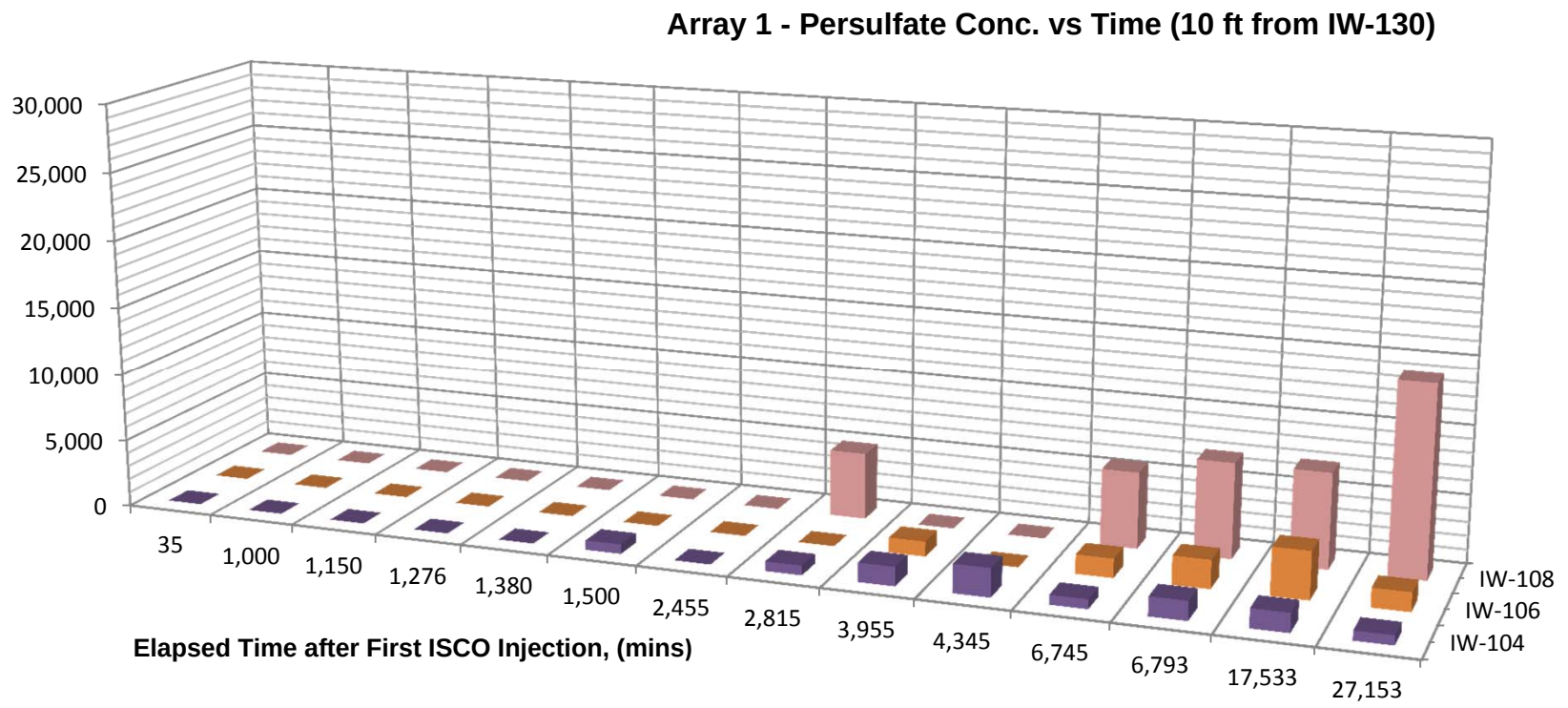

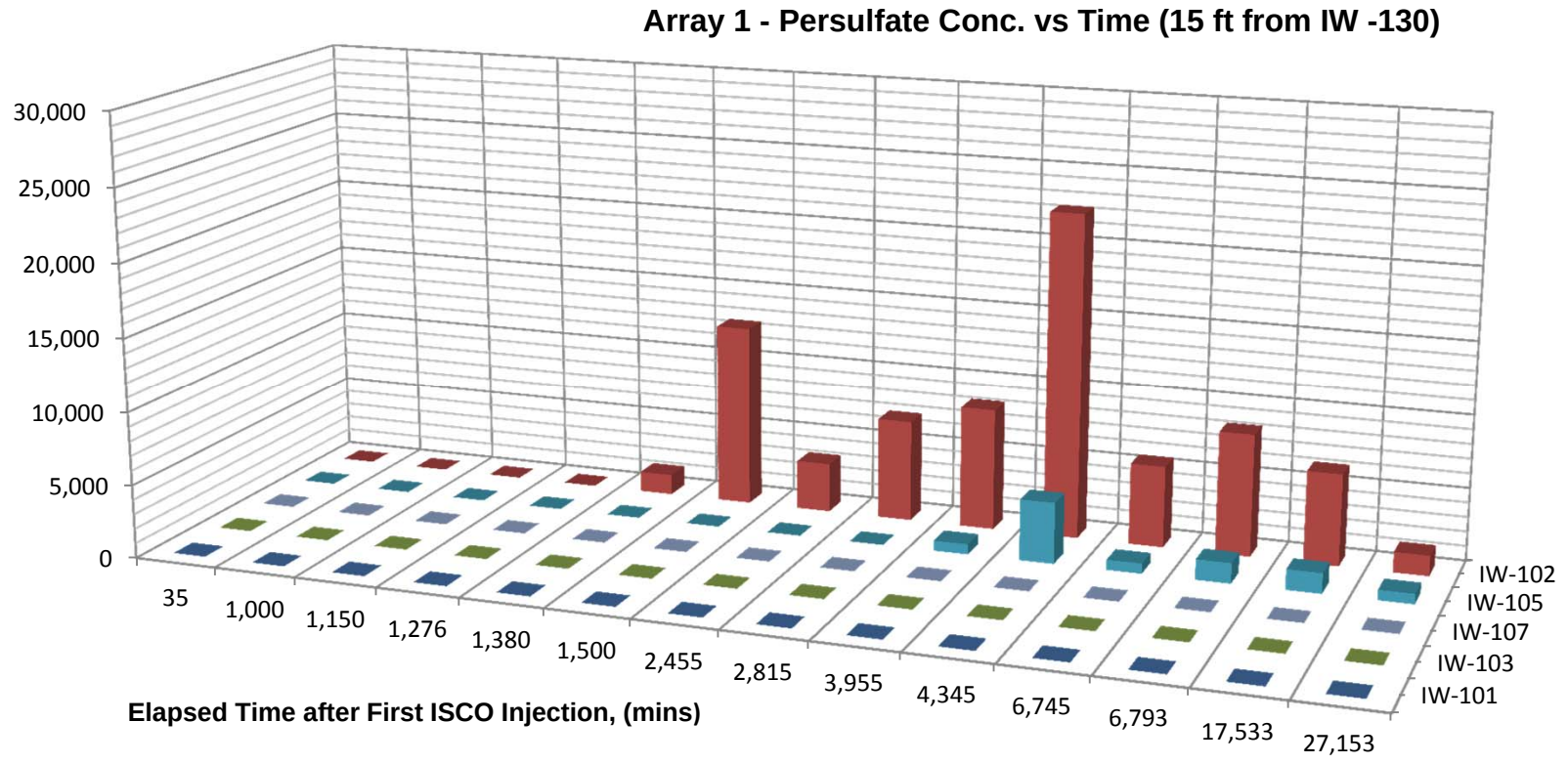

Figure 4E
Whirlpool Facility
Fort Smith, Arkansas

ENVIRON

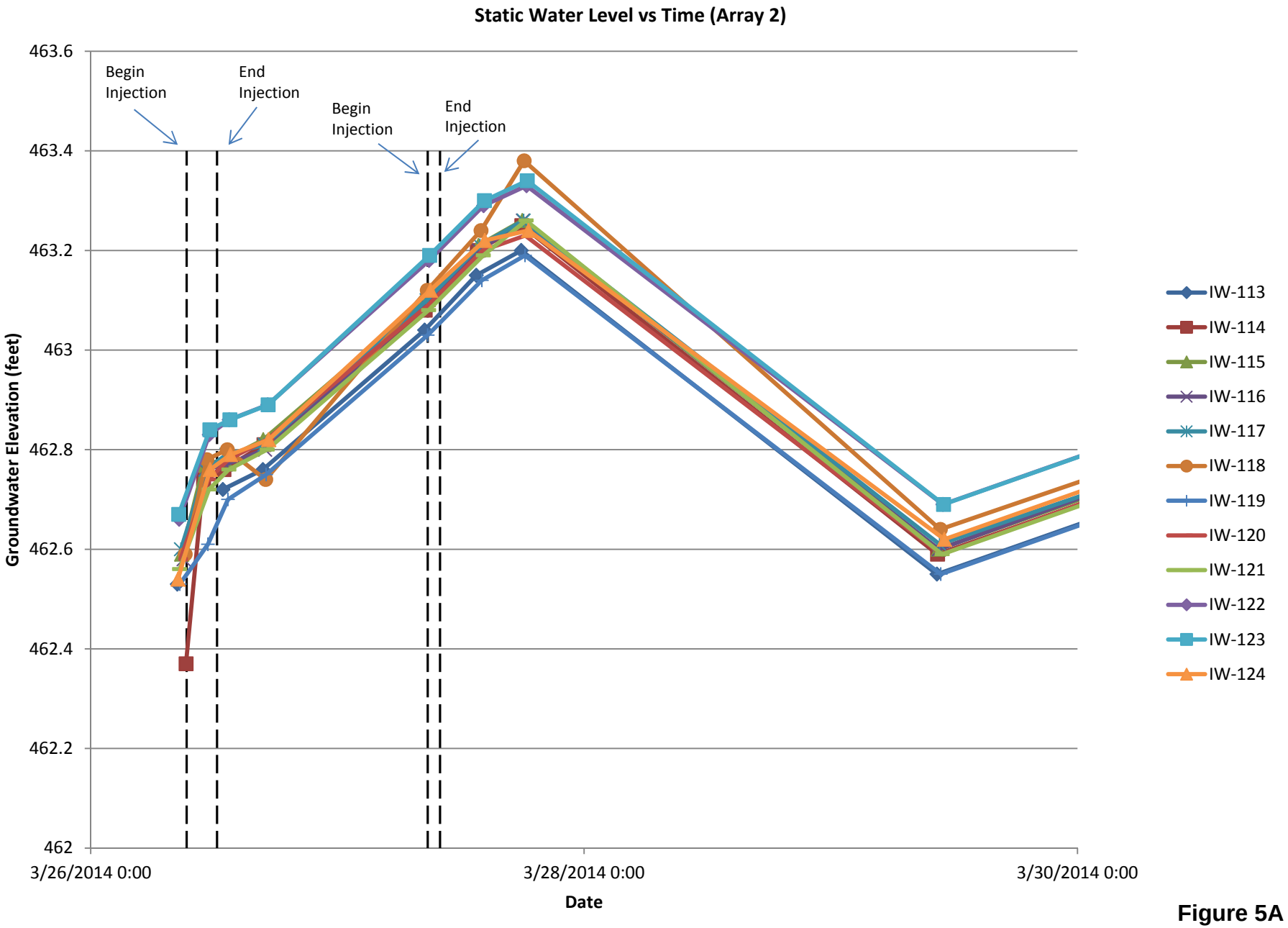

Figure 5A
Whirlpool Facility
Fort Smith, Arkansas

ENVIRON

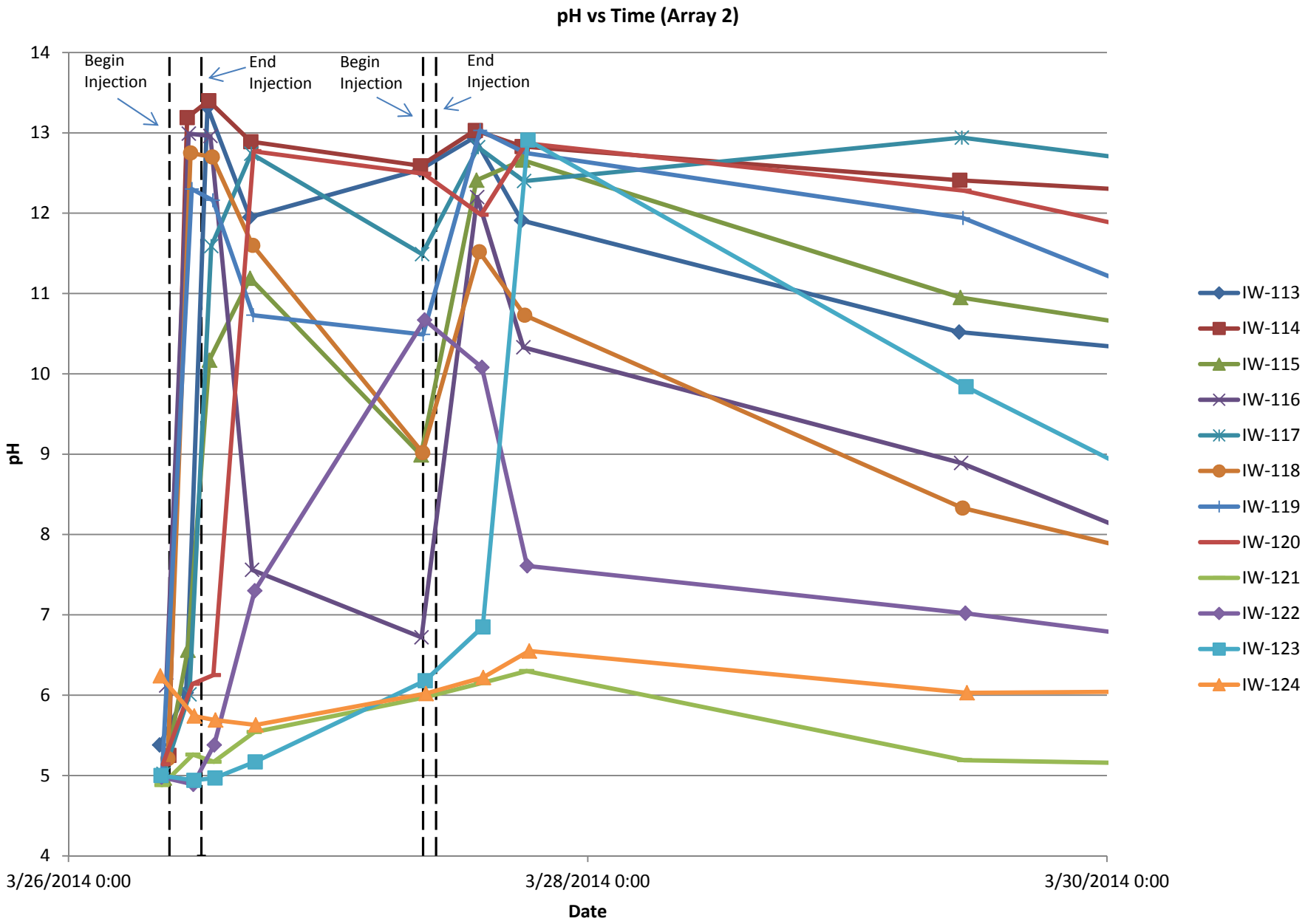

Figure 5B
Whirlpool Facility
Fort Smith, Arkansas

ENVIRON

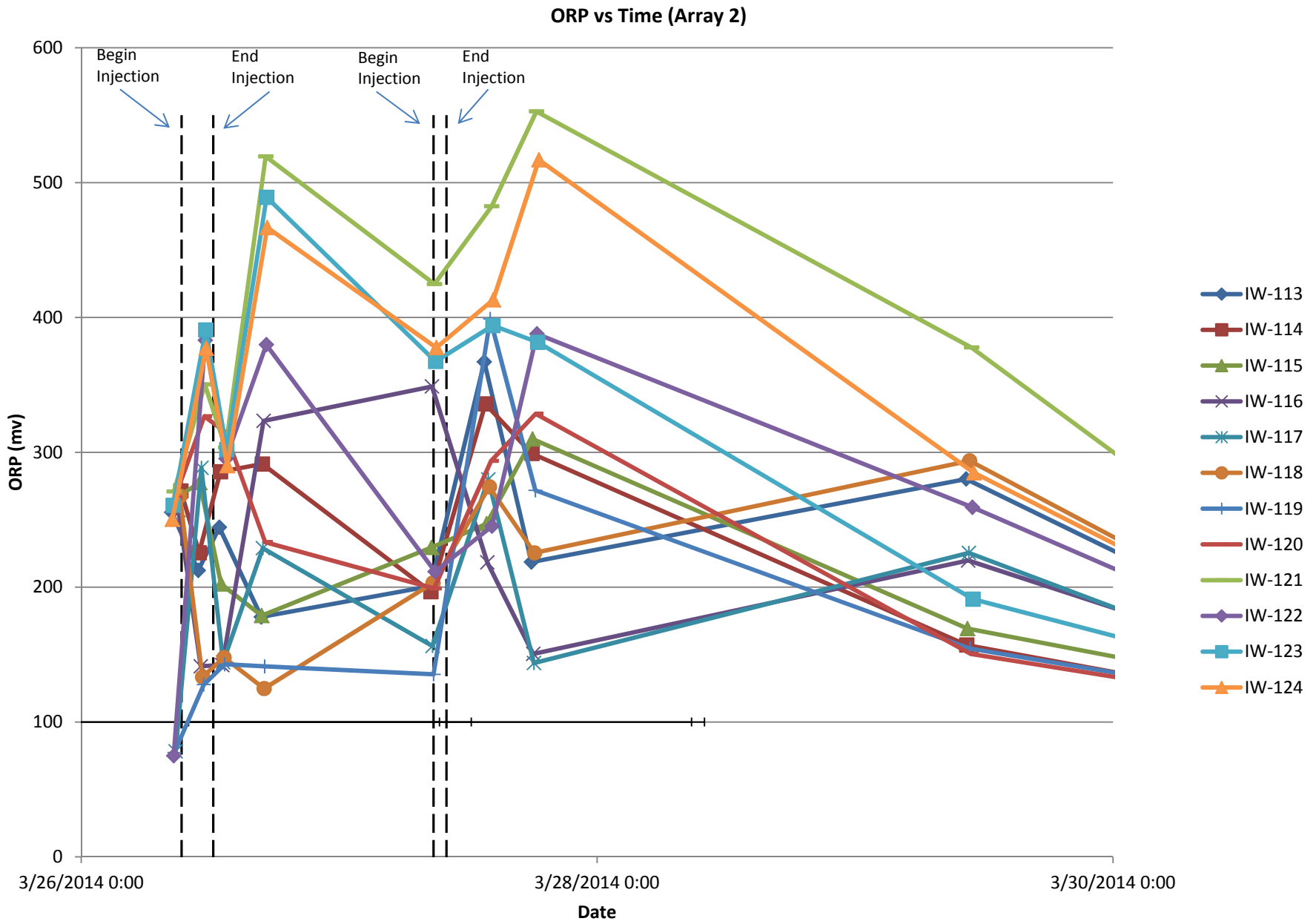

Figure 5C
Whirlpool Facility
Fort Smith, Arkansas

ENVIRON

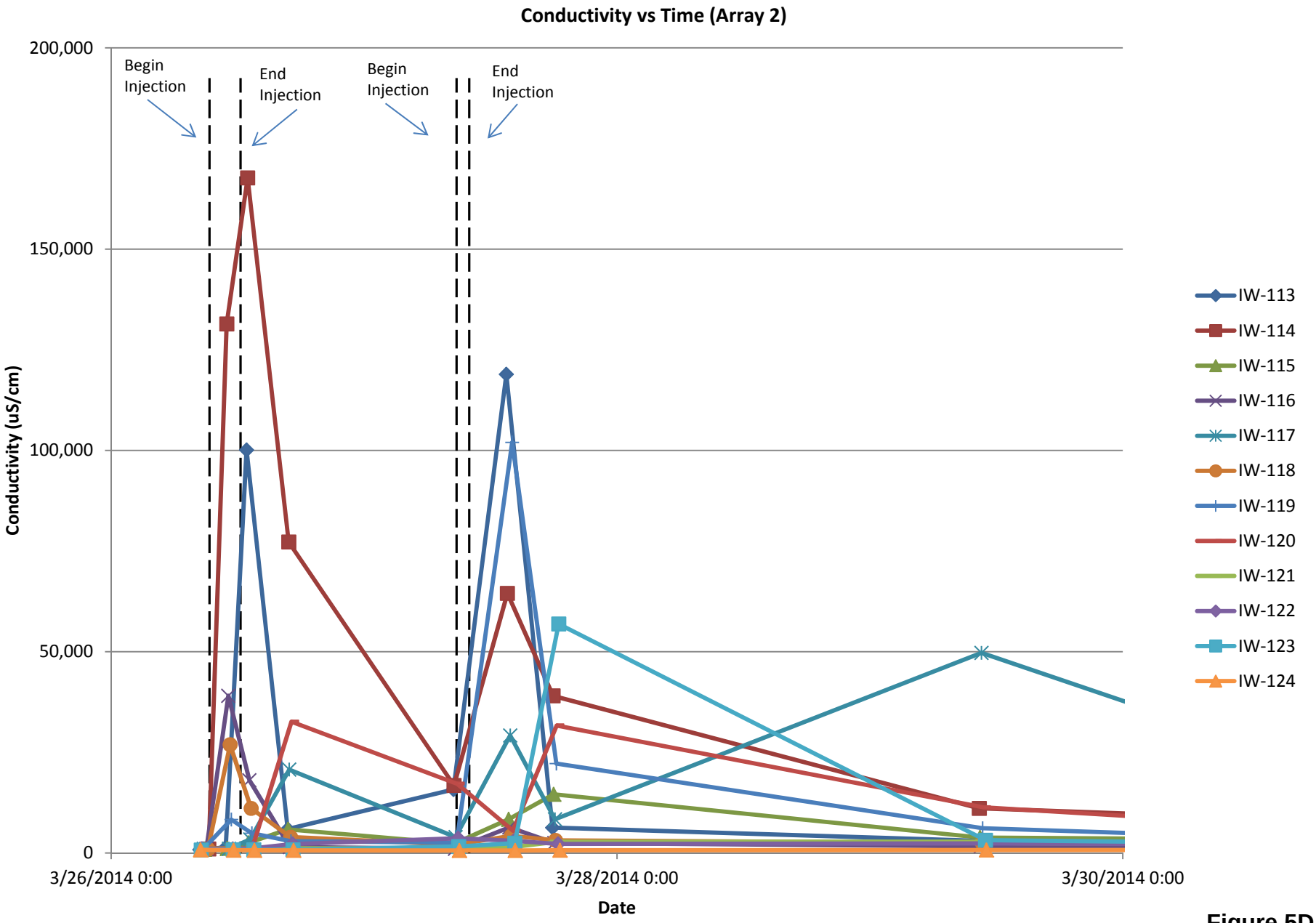

Figure 5D
Whirlpool Facility
Fort Smith, Arkansas

ENVIRON

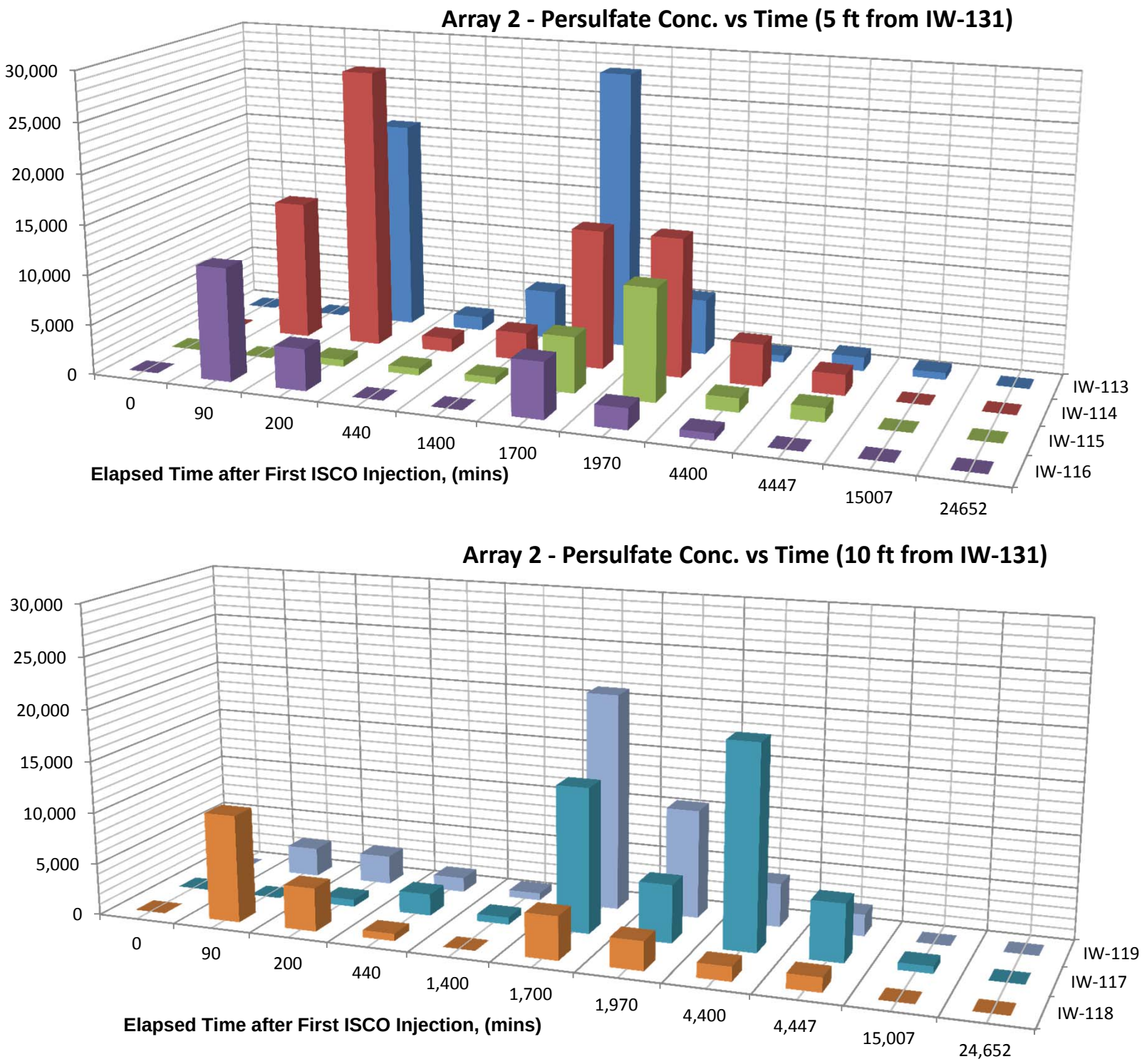

Figure 5E
Whirlpool Facility
Fort Smith, Arkansas

ENVIRON

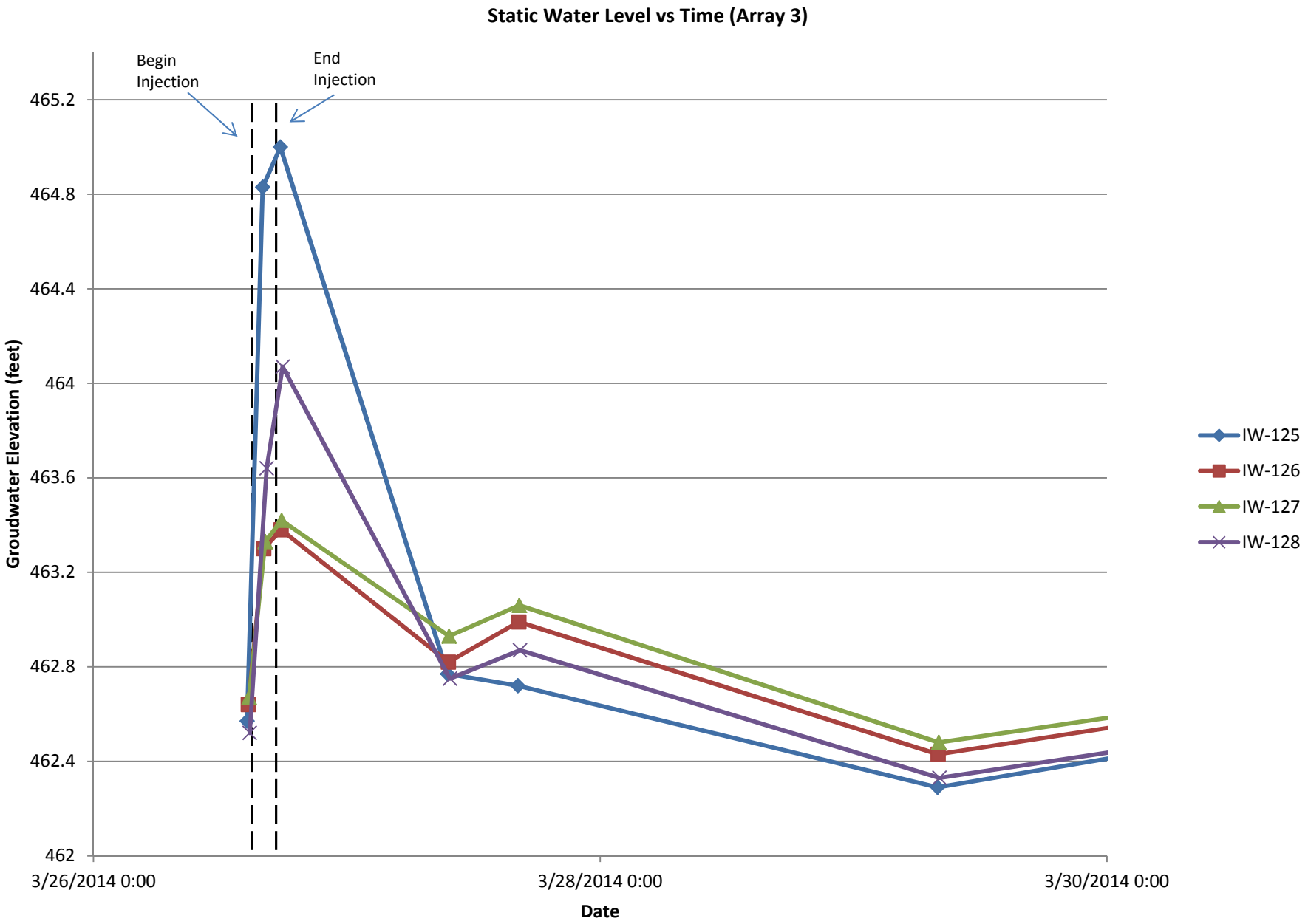

Figure 6A
Whirlpool Facility
Fort Smith, Arkansas

ENVIRON

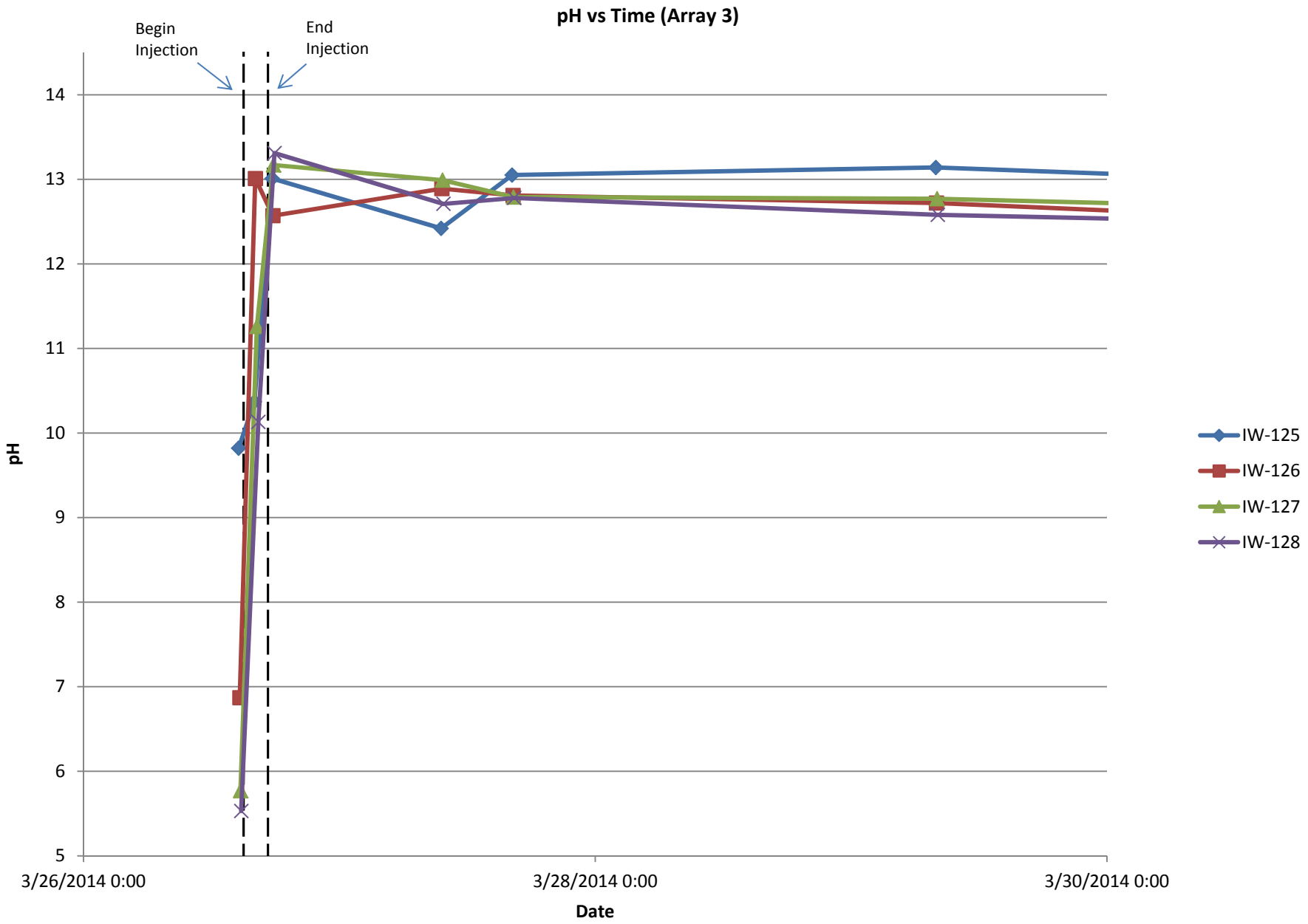

Figure 6B
Whirlpool Facility
Fort Smith, Arkansas

ENVIRON

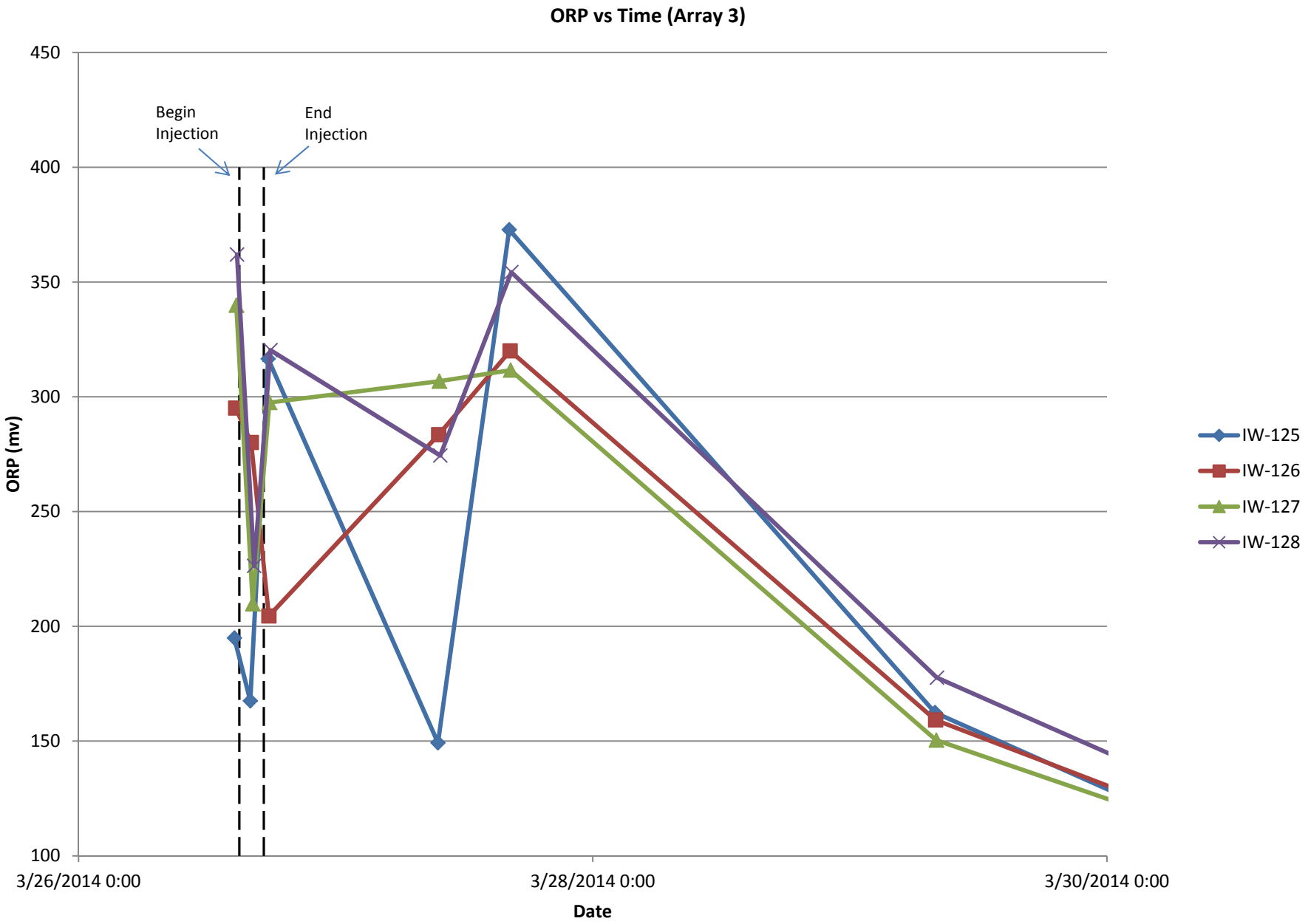

Figure 6C
Whirlpool Facility
Fort Smith, Arkansas

ENVIRON

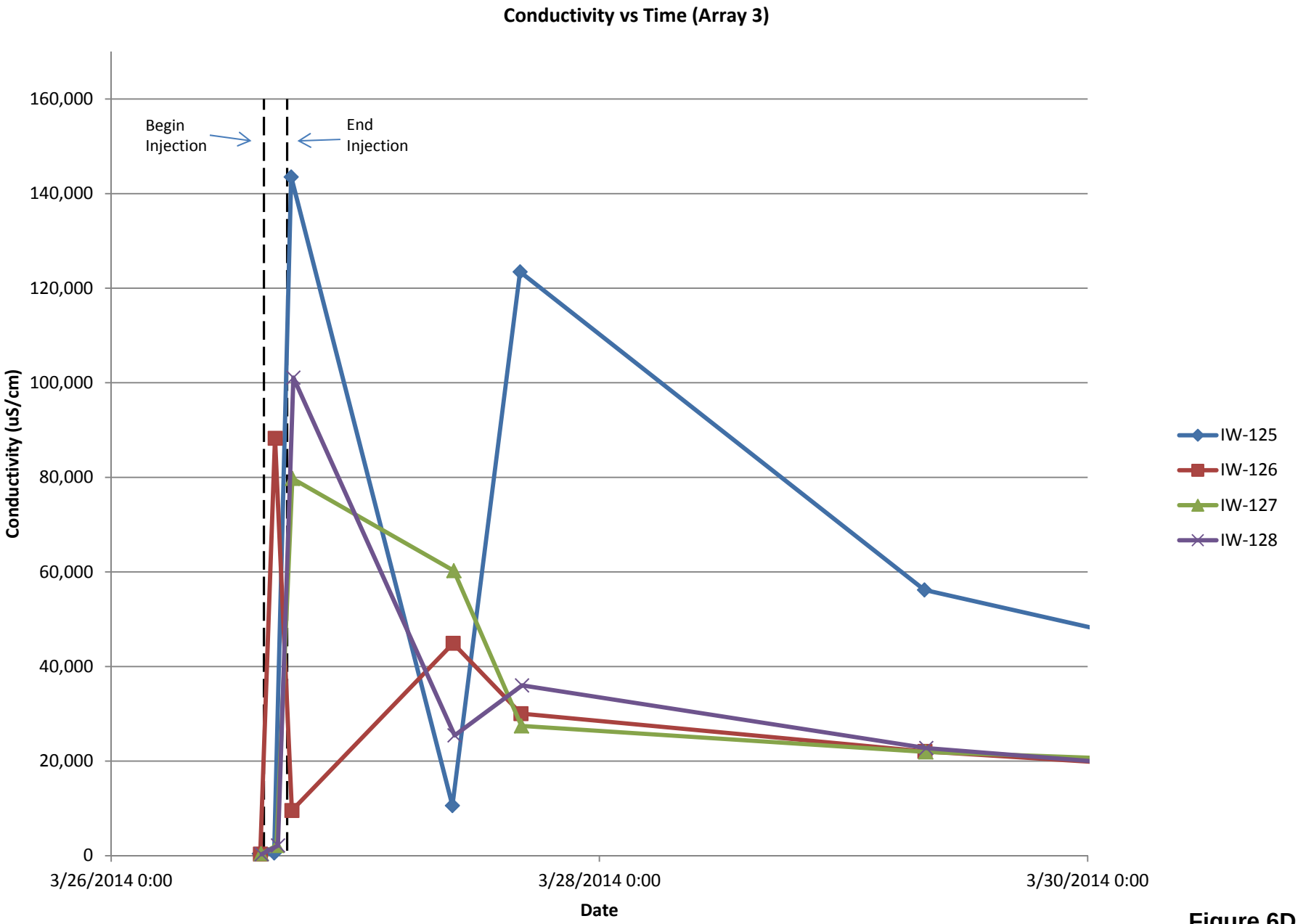

Figure 6D
Whirlpool Facility
Fort Smith, Arkansas

ENVIRON

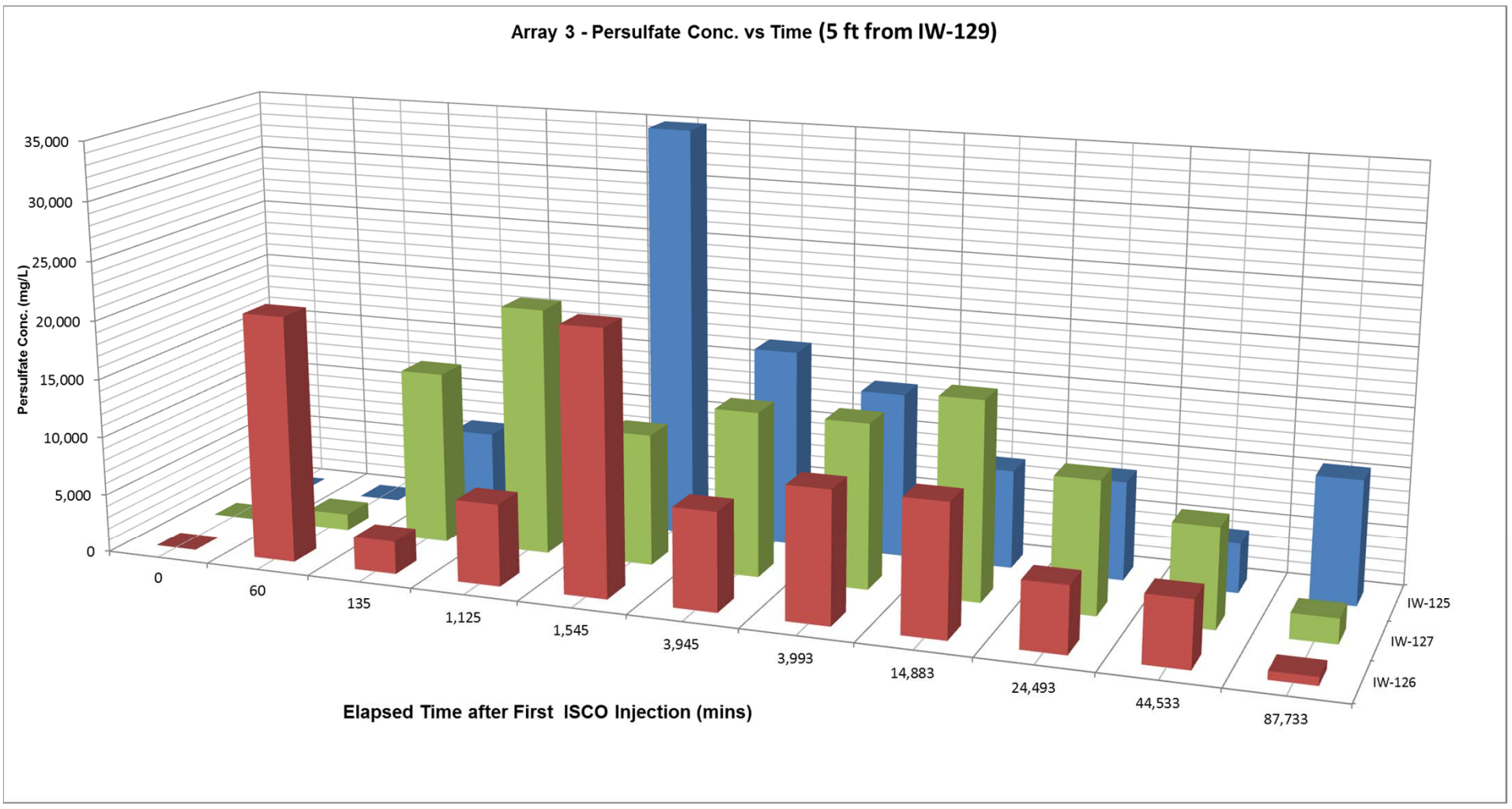

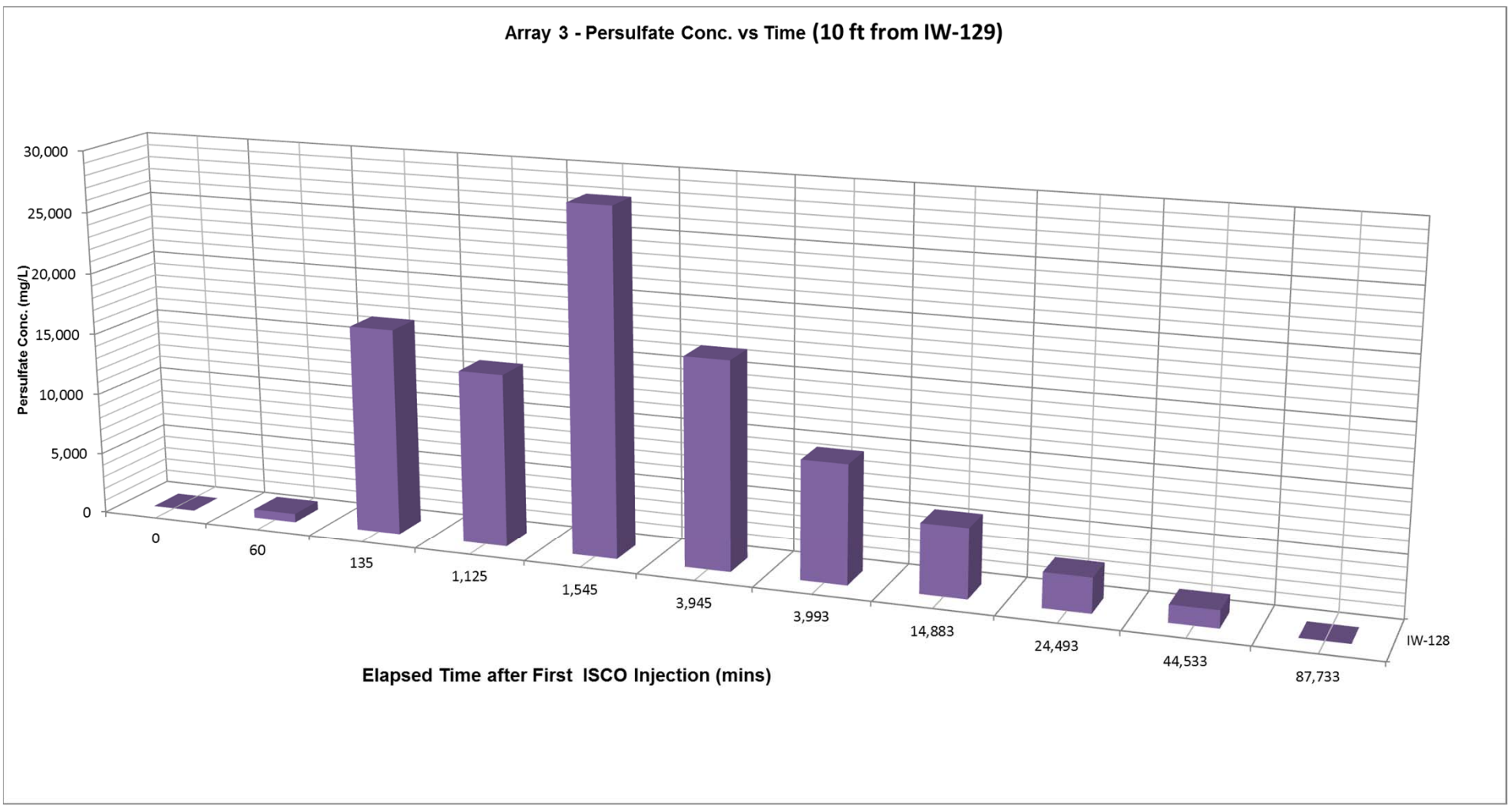

ENVIRON

Figure 6E
Whirlpool Facility
Fort Smith, Arkansas

Appendix A

Injection Well Boring Logs and Well Construction Diagrams

ENVIRON

2118 N. Tyler Road, Wichita, Kansas 67212

Site ID: IW-101		Date(s): **3/5/2014**	
Location: **Fort Smith, Arkansas**			
Logged By: **N. Zurweller**	Checked By: **K. Stonestreet**		
Contractor: **Mohawk Drilling**	Purpose: **Monitoring Well**		
Drilling Method: **Hollow Stem Auger**	GS Elevation: **475.91 amsl**	TOC Elevation: **475.70 amsl**	
Sampling Method: **HSA Continuous Sampler**	North: **369200.41**	East: **590930.02**	
Well Construction:	Borehole Dia.: **8.25 inches**	Total Depth: **28.1 feet**	
Blank Casing: PVC 0 FT to 23.12 FT	Project Number: **3433253A**		
Screen: Sch. 40 0.10 PVC 23.12 FT to 28.12 FT	Project Name: **Whirlpool Corporation**		
Annular Fill: Cement Grout 0 FT to 19.12 FT; Bentonite 19.12 FT to 21.12 FT; Sand 21.12 FT to 28.12 FT	Remarks:		

Elevation (ft)	Depth (ft)	Recovery (feet)	Sample No.	PID (ppm)	Graphic Log	USCS Code	Material Description	Water Level	Well Construction
475							(0-0.5') ASPHALT		Flush Mount
							SUBBASE GRAVEL AND FILL		
		3.5		2		MH	CLAYEY SILT, DARK GRAYISH BROWN, LITTLE YELLOWISH BROWN MOTTLING, SLIGHTLY STIFF, SLIGHTLY TO VERY SLIGHTLY PLASTIC, SLIGHTLY MOIST		
				2			CLAYEY SILT, STRONG BROWN, WITH LIGHT GRAY MOTTLING, LITTLE REDDISH BROWN MOTTLING, LITTLE SUBROUNDED GRAVEL UP TO 1/4", LITTLE BLACK NODULES, SLIGHTLY STIFF, SLIGHTLY PLASTIC TO PLASTIC, SLIGHTLY MOIST		
	5								
470		5		2.5		CL	SILTY CLAY, STRONG BROWN, SOME LIGHT GRAY MOTTLING, TRACE VERY FINE SAND, LITTLE SUBROUNDED GRAVEL UP TO 1/8", WITH BLACK NODULES, (CRUMBLE WITH HAND PRESSURE), STIFF TO VERY STIFF, SLIGHTLY PLASTIC TO PLASTIC, SLIGHTLY MOIST		
				3.3					
	10						SILTY CLAY AS ABOVE, WET		
465				2.9			SANDY CLAY, STRONG BROWN, SOME LIGHT GRAY MOTTLING, TRACE BLACK NODULES, FINE SAND, STIFF, COHESIVE, SLIGHTLY PLASTIC, SLIGHTLY MOIST TO MOIST	▼	
		2.6							
				6.3					
	15						SANDY CLAY AS ABOVE, FINE TO MEDIUM SAND, SLIGHTLY STIFF, VERY MOIST FROM 15.0-15.2' BGS, INCREASING SAND WITH DEPTH		
460				8.5					
		5							
				8.5		SC	CLAYEY SAND, STRONG BROWN, LITTLE GRAY MOTTLING, LITTLE BLACK NODULES, FINE TO MEDIUM SAND, SLIGHTLY COHESIVE TO COHESIVE, VERY SLIGHTLY STIFF, MOIST TO VERY MOIST		
	20						CLAYEY SAND AS ABOVE, WET		
455						GC	SAND AND GRAVEL, STRONG BROWN, WITH CLAY, LITTLE SUBROUNDED GRAVEL UP TO 1/2", MEDIUM SAND, SLIGHTLY COHESIVE TO COHESIVE, WET, NOTE: NO RECOVERY, LITHOLOGY BASED OFF OF CUTTINGS		
		0							
	25						SAND AND GRAVEL, STRONG BROWN, SUBROUNDED GRAVEL UP TO 1.5", MEDIUM TO COARSE SAND, COHESIVE, STICKY, WET		
450				17					
		3				SW	SAND, STRONG BROWN, WITH GRAVEL, SOME CLAY, SUBROUNDED GRAVEL UP TO 1", TRACE WEATHERED SHALE, MEDIUM TO COARSE SAND, COHESIVE TO SLIGHTLY COHESIVE, VERY MOIST		
				16.8					

▼ Static ground water

Report: WELL_LOG_REV_MKE; File: TUESDAY_12PM_NZ2.GPJ; 4/30/14

ENVIRON

2118 N. Tyler Road, Wichita, Kansas 67212

Site ID: IW-102	Date(s): **3/5/2014**
Location: **Fort Smith, Arkansas**	
Logged By: **N. Zurweller**	Checked By: **K. Stonestreet**
Contractor: **Able Environmental**	Purpose: **Injection Well**
Drilling Method: **Hollow Stem Auger**	GS Elevation: **475.88 amsl** / TOC Elevation: **475.63 amsl**
Sampling Method: **Soil Cuttings**	North: **369191.96** / East: **590936.08**
Well Construction:	Borehole Dia.: **8.25 inches** / Total Depth: **28.2 feet**
Blank Casing: PVC 0 FT to 23.23 FT	Project Number: **3433253A**
Screen: Sch. 40 0.10 PVC 23.23 FT to 28.23 FT	Project Name: **Whirlpool Corporation**
Annular Fill: Cement Grout 0 FT to 19.23 FT; Bentonite 19.23 FT to 21.23 FT; Sand 21.23 FT to 28.23 FT	Remarks:

Elevation (ft)	Depth (ft)	PID (ppm)	USCS Code	Material Description
475				ASPHALT
				SUBBASE GRAVEL AND FILL
		3.7	MH	CLAYEY SILT, DARK GRAYISH BROWN, LITTLE YELLOWISH BROWN MOTTLING, SLIGHTLY STIFF TO STIFF, SLIGHTLY TO VERY SLIGHTLY PLASTIC, SLIGHTLY MOIST
		4.2	CL	SILTY CLAY, STRONG BROWN, WITH LIGHT GRAY MOTTLING, LITTLE BLACK NODULES, SLIGHTLY STIFF, SLIGHTLY PLASTIC, SLIGHTLY MOIST
470	5	4.3		SILTY CLAY AS ABOVE, SOME BLACK NODULES
		6.9		SILTY CLAY, STRONG BROWN , SOME LIGHT GRAY MOTTLING, TRACE VERY FINE SAND, LITTLE SUBROUNDED GRAVEL UP TO 1/4", LITTLE BLACK NODULES, STIFF, SLIGHTLY PLASTIC TO PLASTIC, SLIGHTLY MOIST
465	10	5.9		SILTY CLAY AS ABOVE, TRACE BLACK NODULES, LITTLE FINE SAND
		4.7		
460	15	5.3		
		5.3	SC	CLAYEY SAND, STRONG BROWN, LITTLE GRAY, LITTLE BLACK NODULES, FINE TO MEDIUM SAND, COHESIVE, VERY MOIST
455	20	5.3		CLAYEY SAND AS ABOVE, WET
		2.4	GC	SAND AND GRAVEL, STRONG BROWN, WITH CLAY, LITTLE SUBROUNDED GRAVEL UP TO 1", MEDIUM TO COARSE SAND, COHESIVE, VERY MOIST
450	25			SAND AND GRAVEL AS ABOVE, SOME WEATHERED SHALE, VERY MOIST TO WET

Water Level: ▼

Well Construction: Flush Mount

▼ Static ground water

Report: WELL_LOG_REV_MKE; File: TUESDAY_12PM_NZ2.GPJ; 4/30/14

ENVIRON

2118 N. Tyler Road, Wichita, Kansas 67212

Site ID: IW-103		Date(s): **2/26/2014**	
Location: **Fort Smith, Arkansas**			
Logged By: **N. Zurweller**		Checked By: **K. Stonestreet**	
Contractor: **Mohawk Drilling**		Purpose: **Injection Well**	
Drilling Method: **Hollow Stem Auger**		GS Elevation: **475.92 amsl**	TOC Elevation: **475.69 amsl**
Sampling Method: **HSA Continuous Sampler**		North: **369182.21**	East: **590938.90**
Well Construction:		Borehole Dia.: **8.25 inches**	Total Depth: **26.0 feet**
Blank Casing: PVC	0 FT to 23.5 FT	Project Number: **3433253A**	
Screen: Sch. 40 0.10 PVC	21.03 FT to 26.03 FT	Project Name: **Whirlpool Corporation**	
Annular Fill: Cement Grout	0 FT to 17.03 FT	Remarks:	
Bentonite	17.03 FT to 19.03 FT		
Sand	19.03 FT to 26.03 FT		

Elevation (ft)	Depth (ft)	Recovery (feet)	Sample No.	PID (ppm)	Graphic Log	USCS Code	Material Description	Water Level	Well Construction
475							ASPHALT		Flush Mount
							SUBBASE GRAVEL AND FILL		
		4		0.1		MH	CLAYEY SILT, DARK GRAYISH BROWN, LITTLE YELLOWISH BROWN MOTTLING, SOME FILL, LITTLE BLACK NODULES, LITTLE SUBROUNDED GRAVEL UP TO 1/8", TRACE ROOT HAIRS, SLIGHTLY STIFF, SLIGHTLY TO VERY SLIGHTLY PLASTIC, SLIGHTLY MOIST		
				0.4					
	5					CL	CLAYEY SILT, STRONG BROWN, WITH LIGHT GRAY MOTTLING, SLIGHTLY STIFF, SLIGHTLY PLASTIC TO PLASTIC, SLIGHTLY MOIST		
470				0.3			SILTY CLAY, STRONG BROWN, WITH LIGHT GRAY, SOME RED MOTTLING, SOME BLACK NODULES (CRUMBLE WITH HAND PRESSURE), SLIGHTLY STIFF TO STIFF, SLIGHTLY PLASTIC, SLIGHTLY MOIST		
		5							
				0.2			SILTY CLAY AS ABOVE, WITH BLACK NODULES (CRUMBLE WITH HAND PRESSURE)		
	10						SILTY CLAY, STRONG BROWN, SOME LIGHT GRAY MOTTLING, LITTLE SUBROUNDED GRAVEL UP TO 1/8", TRACE VERY FINE SAND, LITTLE BLACK NODULES, STIFF, PLASTIC TO SLIGHTLY PLASTIC, SLIGHTLY MOIST		
465				0.3					
		5					SILTY CLAY AS ABOVE, WITH LIGHT GRAY MOTTLING, TRACE BLACK NODULES, LITTLE FINE SAND 16.9-17.4' BGS, VERY STIFF 10.0-12.0' BGS	▼	
				0.4					
	15								
460				1.3					
		4.8				SC	CLAYEY SAND, STRONG BROWN AND LIGHT GRAY, FINE SAND, COHESIVE, VERY MOIST TO WET		
				1.3					
	20						CLAYEY SAND AS ABOVE, FINE TO MEDIUM SAND, WET		
455				3.9					
		3.9				GC	SAND AND GRAVEL, STRONG BROWN, WITH CLAY (INCREASING WITH DEPTH), SUBROUNDED GRAVEL UP TO 3/4", MEDIUM TO COARSE SAND, COHESIVE, VERY MOIST		
				2.7					
	25						SAND AND GRAVEL AS ABOVE, SUBROUNDED GRAVEL UP TO 1", VERY MOIST TO WET, REFUSAL AT 26' BGS		
		1		10.3					
450									

▼ Static ground water

Report: WELL_LOG_REV_MKE; File: TUESDAY_12PM_NZ2.GPJ; 04/30/14

ENVIRON

2118 N. Tyler Road, Wichita, Kansas 67212

Site ID: IW-104	Date(s): **2/25/2014**
Location: **Fort Smith, Arkansas**	
Logged By: **N. Zurweller**	Checked By: **K. Stonestreet**
Contractor: **Mohawk Drilling**	Purpose: **Injection Well**
Drilling Method: **Hollow Stem Auger**	GS Elevation: **475.89 amsl** / TOC Elevation: **475.59 amsl**
Sampling Method: **HSA Continuous Sampler**	North: **369176.83** / East: **590928.99**
Well Construction:	Borehole Dia.: **8.25 inches** / Total Depth: **28.8 feet**
Blank Casing: PVC 0 FT to 23.76 FT	Project Number: **3433253A**
Screen: Sch. 40 0.10 PVC 23.76 FT to 28.76 FT	Project Name: **Whirlpool Corporation**
Annular Fill: Cement Grout 0 FT to 19.76 FT; Bentonite 19.76 FT to 21.76 FT; Sand 21.76 FT to 28.76 FT	Remarks:

Elevation (ft)	Depth (ft)	Recovery (feet)	Sample No.	PID (ppm)	Graphic Log	USCS Code	Material Description	Water Level	Well Construction
475		3		1			ASPHALT		Flush Mount
							SUBBASE GRAVEL AND FILL		
				1		MH	CLAYEY SILT, STRONG BROWN, LITTLE YELLOWISH BROWN MOTTLING, SOME FILL, LITTLE BLACK NODULES, LITTLE SUBROUNDED GRAVEL UP TO 1/8", TRACE ROOT HAIRS, SLIGHTLY STIFF, SLIGHTLY TO VERY SLIGHTLY PLASTIC, SLIGHTLY MOIST		
	5						CLAYEY SILT, STRONG BROWN, WITH LIGHT GRAY MOTTLING, SLIGHTLY STIFF, SLIGHTLY PLASTIC TO PLASTIC, SLIGHTLY MOIST		
				0.7					
470		5				CL	CLAYEY SILT AS ABOVE, SOME SUBROUNDED GRAVEL UP TO 1/8", TRACE BLACK NODULES		
				0.7			SILTY CLAY, STRONG BROWN, SOME LIGHT GRAY MOTTLING, LITTLE VERY FINE SAND, WITH BLACK NODULES (CRUMBLE WITH HAND PRESSURE), SOME SUBROUNDED GRAVEL UP TO 1/8", SLIGHTLY STIFF, SLIGHTLY PLASTIC, SLIGHTLY MOIST		
	10			0.7					
465		5					SILTY CLAY, STRONG BROWN, WITH LIGHT GRAY MOTTLING, TRACE FINE SAND, TRACE BLACK NODULES, VERY STIFF , PLASTIC, SLIGHTLY MOIST	▼	
				0.6					
	15			0.4			SANDY CLAY, STRONG BROWN AND LIGHT GRAY, FINE SAND, SLIGHTLY STIFF TO STIFF, COHESIVE, SLIGHTLY PLASTIC, WET FIRST 0.2' THEN SLIGHTLY MOIST,		
460		5							
				4					
						SC	CLAYEY SAND, STRONG BROWN, WITH LIGHT GRAY MOTTLING, FINE TO MEDIUM SAND, SLIGHTLY COHESIVE, VERY MOIST		
	20			7.1			CLAYEY SAND AS ABOVE - STICKY, WET		
455		5				GC	SAND AND GRAVEL - STRONG BROWN, WITH CLAY (INCREASING WITH DEPTH), SUBROUNDED GRAVEL UP TO 3/4", MEDIUM TO COARSE SAND, SLIGHTLY COHESIVE, VERY MOIST		
				4					
		0					SAND AND GRAVEL AS ABOVE, SUBROUNDED GRAVEL UP TO 1/4", MEDIUM SAND, WET. NO RECOVERY, CONFIRMED LITHOLOGY BY LOGGING CUTTINGS		
	25								
450									

▼ Static ground water

Report: WELL_LOG_REV_MKE; File: TUESDAY_12PM_NZ2.GPJ; 05/01/14

ENVIRON

2118 N. Tyler Road, Wichita, Kansas 67212

Site ID: IW-105		Date(s): **2/28/2014**	
Location: **Fort Smith, Arkansas**			
Logged By: **N. Zurweller**		Checked By: **K. Stonestreet**	
Contractor: **Mohawk Drilling**		Purpose: **Injection Well**	
Drilling Method: **Hollow Stem Auger**		GS Elevation: **476.01 amsl**	TOC Elevation: **475.69 amsl**
Sampling Method: **HSA Continuous Sampler**		North: **369172.88**	East: **590919.77**
Well Construction:		Borehole Dia.: **8.25 inches**	Total Depth: **28.5 feet**
Blank Casing: PVC	0 FT to 23.50 FT	Project Number: **3433253A**	
Screen: Sch. 40 0.10 PVC	23.50 FT to 28.50 FT	Project Name: **Whirlpool Corporation**	
Annular Fill: Cement Grout	0 FT to 19.50 FT	Remarks:	
Bentonite	19.50 FT to 21.50 FT		
Sand	21.50 FT to 28.50 FT		

Elevation (ft)	Depth (ft)	Recovery (feet)	Sample No.	PID (ppm)	USCS Code	Material Description
475						ASPHALT
						SUBBASE GRAVEL AND FILL
		4		0.3	MH	CLAYEY SILT, DARK GRAYISH BROWN, LITTLE YELLOWISH BROWN MOTTLING, SLIGHTLY STIFF, SLIGHTLY PLASTIC, SLIGHTLY MOIST
				1.5		CLAYEY SILT, STRONG BROWN, SOME LIGHT GRAY MOTTLING, LITTLE SUBROUNDED GRAVEL UP TO 1/8", LITTLE BLACK NODULES, SLIGHTLY STIFF, SLIGHTLY PLASTIC TO PLASTIC, SLIGHTLY MOIST TO MOIST,
	5					
470		5		1.5	CL	SILTY CLAY, STRONG BROWN, SOME TO LITTLE LIGHT GRAY MOTTLING, LITTLE SUBROUNDED GRAVEL UP TO 1/8", WITH BLACK NODULES, VERY STIFF, PLASTIC, SLIGHTLY MOIST
				1.5		
	10					
465		5		1.5		SANDY CLAY, STRONG BROWN, SOME LIGHT GRAY, LITTLE BLACK NODULES, VERY FINE SAND, STIFF, SLIGHTLY PLASTIC, SLIGHTLY MOIST
				2.9		
	15				SC	CLAYEY SAND, STRONG BROWN, LITTLE TO TRACE LIGHT GRAY MOTTLING, LITTLE BLACK NODULES, VERY FINE TO FINE SAND, SLIGHTLY STIFF, COHESIVE, SLIGHTLY MOIST TO MOIST
460		3.5		4.3		CLAYEY SAND AS ABOVE, VERY MOIST
				4.3		CLAYEY SAND AS ABOVE, MOIST
	20					CLAYEY SAND AS ABOVE, FINE TO MEDIUM SAND, VERY MOIST
455		2.9		8.1	GC	SAND AND GRAVEL, STRONG BROWN, WITH CLAY, LITTLE SUBROUNDED GRAVEL UP TO 1", MEDIUM TO COARSE SAND, SLIGHTLY COHESIVE TO COHESIVE, VERY MOIST TO WET
				6		
	25	1.9				SAND AND GRAVEL AS ABOVE, WET
450				11.6		SAND AND GRAVEL AS ABOVE, AND CLAY, LITTLE WEATHERED SHALE

Water Level

Well Construction: Flush Mount

▼ Static ground water

Report: WELL_LOG_REV_MKE; File: TUESDAY_12PM_NZ2.GPJ; 4/30/14

ENVIRON

2118 N. Tyler Road, Wichita, Kansas 67212

Site ID: IW-106		Date(s): **3/6/2014**	
Location: **Fort Smith, Arkansas**			
Logged By: **M. Eddings**		Checked By: **K. Stonestreet**	
Contractor: **Mohawk Drilling**		Purpose: **Injection Well**	
Drilling Method: **Hollow Stem Auger**		GS Elevation: **475.96 amsl**	TOC Elevation: **475.60 amsl**
Sampling Method: **HSA Continuous Sampler**		North: **369181.29**	East: **590914.39**
Well Construction:		Borehole Dia.: **8.25 inches**	Total Depth: **28.1 feet**
Blank Casing: PVC	0 FT to 23.05 FT	Project Number: **3433253A**	
Screen: Sch. 40 0.10 PVC	23.05 FT to 28.05 FT	Project Name: **Whirlpool Corporation**	
Annular Fill: Cement Grout	0 FT to 19.05 FT	Remarks:	
Bentonite	19.05 FT to 21.05 FT		
Sand	21.05 FT to 28.05 FT		

Elevation (ft)	Depth (ft)	Recovery (feet)	Sample No.	PID (ppm)	Graphic Log	USCS Code	Material Description	Water Level	Well Construction
475		4.5		2.4		CL	ASPHALT CLAY, GRAY, VERY SILTY, SANDY, MOIST		Flush Mount
				0.9			CLAY, RED BROWN, SILTY, SANDY, MOIST		
	5						CLAY RED BROWN, SILTY, ABUNDANT GRAVEL, MOIST		
470		5		1.7			CLAY, RED BROWN, SILTY, SANDY, MOIST		
				2.7					
	10								
465		5		1.5				▼	
				1.5					
	15						CLAY RED BROWN, SILTY, MOIST		
460		5							
	20								
455		5				GC	GRAVEL, BROWN, VERY SILTY, CLAYEY, SATURATED		
	25	3.05							
450									

▼ Static ground water

Report: WELL_LOG_REV_MKE; File: TUESDAY_12PM_NZ2.GPJ; 4/30/14

ENVIRON

2118 N. Tyler Road, Wichita, Kansas 67212

Site ID: IW-107		Date(s): **3/5/2014**	
Location: **Fort Smith, Arkansas**			
Logged By: **M. Eddings**		Checked By: **K. Stonestreet**	
Contractor: **Mohawk Drilling**		Purpose: **Injection Well**	
Drilling Method: **Hollow Stem Auger**		GS Elevation: **475.94 amsl**	TOC Elevation: **475.46 amsl**
Sampling Method: **HSA Continuous Sampler**		North: **369189.70**	East: **590908.71**
Well Construction:		Borehole Dia.: **8.25 inches**	Total Depth: **28.3 feet**
Blank Casing: PVC	0 FT to 23.28 FT	Project Number: **3433253A**	
Screen: Sch. 40 0.10 PVC	23.28 FT to 28.28 FT	Project Name: **Whirlpool Corporation**	
Annular Fill: Cement Grout	0 FT to 19.28 FT	Remarks:	
Bentonite	19.28 FT to 21.28 FT		
Sand	21.28 FT to 28.28 FT		

Elevation (ft)	Depth (ft)	Recovery (feet)	Sample No.	PID (ppm)	Graphic Log	USCS Code	Material Description	Water Level	Well Construction
475	0	3		2.2		CL	ASPHALT CLAY, GRAY, VERY SILTY, SANDY, SLIGHTLY MOIST		Flush Mount
				0.8					
470	5	3.5		1.5			CLAY, RED BROWN, SILTY, ABUNDANT GRAVEL, MOIST CLAY, GRAY MOTTLED, VERY SILTY SANDY, MOIST (1" SEAM WATER AT 7 FEET) CLAY, RED BROWN, MOTTLED, SILTY, VERY STIFF, SLIGHTLY MOIST		
				0.8					
465	10	5		2.7				▼	
				7.1					
460	15	5		8.4			CLAY, RED BROWN, VERY SILTY, SLIGHTLY SANDY, MOIST, SOFT		
				4.6			CLAY, RED BROWN, VERY SILTY, SLIGHTLY SANDY, VERY MOIST (SATURATED?) ,VERY SOFT		
455	20	4.5		8.7			CLAY, RED BROWN, SILTY, SLIGHTLY SANDY, MOIST		
450	25	3.28				GC	GRAVEL, BROWN, FINE GRAIN, VERY SILTY, CLAY, SATURATED		

▼ Static ground water

Report: WELL_LOG_REV_MKE; File: TUESDAY_12PM_NZ2.GPJ; 4/30/14

ENVIRON

2118 N. Tyler Road, Wichita, Kansas 67212

Site ID: IW-108		Date(s): **3/6/2014**	
Location: **Fort Smith, Arkansas**			
Logged By: **N. Zurweller**		Checked By: **K. Stonestreet**	
Contractor: **Mohawk Drilling**		Purpose: **Injection Well**	
Drilling Method: **Hollow Stem Auger**		GS Elevation: **475.98 amsl**	TOC Elevation: **475.72 amsl**
Sampling Method: **Soil Cuttings**		North: **369193.53**	East: **590918.35**
Well Construction:		Borehole Dia.: **8.25 inches**	Total Depth: **28.6 feet**
Blank Casing: PVC	0 FT to 23.55 FT	Project Number: **3433253A**	
Screen: Sch. 40 0.10 PVC	23.55 FT to 28.55 FT	Project Name: **Whirlpool Corporation**	
Annular Fill: Cement Grout Bentonite Sand	0 FT to 19.55 FT 19.55 FT to 21.55 FT 21.55 FT to 28.55 FT	Remarks:	

Elevation (ft)	Depth (ft)	Recovery (feet)	Sample No.	PID (ppm)	Graphic Log	USCS Code	Material Description	Water Level	Well Construction
475							ASPHALT		Flush Mount
							SUBBASE GRAVEL AND FILL		
				0.6		MH	CLAYEY SILT, DARK GRAYISH BROWN, LITTLE YELLOWISH BROWN MOTTLING, SLIGHTLY STIFF, SLIGHTLY TO VERY SLIGHTLY PLASTIC, SLIGHTLY MOIST		
				1.4			CLAYEY SILT, STRONG BROWN, WITH LIGHT GRAY MOTTLING, LITTLE REDDISH BROWN MOTTLING, LITTLE SUBROUNDED GRAVEL UP TO 1/4", LITTLE BLACK NODULES, SLIGHTLY STIFF, SLIGHTLY PLASTIC TO PLASTIC, SLIGHTLY MOIST		
	5								
470				1.5		CL	SILTY CLAY, STRONG BROWN, SOME LIGHT GRAY MOTTLING, TRACE VERY FINE SAND, LITTLE SUBROUNDED GRAVEL UP TO 1/8", WITH BLACK NODULES (CRUMBLE WITH HAND PRESSURE), STIFF TO VERY STIFF, SLIGHTLY PLASTIC TO PLASTIC, SLIGHTLY MOIST		
				1.5					
	10						SILTY CLAY AS ABOVE, WET		
465				2			SANDY CLAY, STRONG BROWN, SOME LIGHT GRAY MOTTLING, TRACE BLACK NODULES, FINE SAND, STIFF, COHESIVE, SLIGHTLY PLASTIC, SLIGHTLY MOIST TO MOIST	▼	
				2					
	15						SANDY CLAY AS ABOVE, INCREASING SAND WITH DEPTH, FINE TO MEDIUM GRAIN, SLIGHTLY STIFF, VERY MOIST		
460				1.6					
				1.6		SC	CLAYEY SAND, STRONG BROWN, LITTLE GRAY MOTTLING, LITTLE BLACK NODULES, FINE TO MEDIUM SAND, SLIGHTLY COHESIVE TO COHESIVE, VERY SLIGHTLY STIFF, MOIST TO VERY MOIST		
	20						CLAYEY SAND AS ABOVE, WET		
455				1.3		GC	SAND AND GRAVEL, STRONG BROWN, WITH CLAY, LITTLE SUBROUNDED GRAVEL UP TO 1/2", MEDIUM SAND, SLIGHTLY COHESIVE TO COHESIVE, WET.		
	25						SAND AND GRAVEL, STRONG BROWN, WITH CLAY, GRAVEL UP TO 1", MEDIUM TO COARSE SAND, COHESIVE, STICKY, WET		
450							SAND AND GRAVEL AS ABOVE, SOME CLAY, TRACE WEATHERED SHALE		

▼ Static ground water

Report: WELL_LOG_REV_MKE; File: TUESDAY_12PM_NZ2.GPJ; 4/30/14

ENVIRON

2118 N. Tyler Road, Wichita, Kansas 67212

Site ID: IW-109	Date(s): **3/5/2014**
Location: **Fort Smith, Arkansas**	
Logged By: **N. Zurweller**	Checked By: **K. Stonestreet**
Contractor: **Mohawk Drilling**	Purpose: **Injection Well**
Drilling Method: **Hollow Stem Auger**	GS Elevation: **475.92 amsl** / TOC Elevation: **475.61 amsl**
Sampling Method: **Soil Cuttings**	North: **369191.03** / East: **590926.33**
Borehole Dia.: **8.25 inches**	Total Depth: **28.3 feet**
Project Number: **3433253A**	
Project Name: **Whirlpool Corporation**	
Remarks:	

Well Construction:

Blank Casing:	PVC	0 FT to 23.31 FT
Screen:	Sch. 40 0.10 PVC	23.31 FT to 28.31 FT
Annular Fill:	Cement Grout	0 FT to 19.31FT
	Bentonite	19.31 FT to 21.31 FT
	Sand	21.31 FT to 28.31 FT

Elevation (ft)	Depth (ft)	Recovery (feet)	Sample No.	PID (ppm)	USCS Code	Material Description
475						ASPHALT
				3.4	MH	SUBBASE GRAVEL AND FILL
						CLAYEY SILT, DARK GRAYISH BROWN, LIGHT YELLOWISH BROW MOTTLING, SLIGHTLY STIFF, SLIGHTLY PLASTIC, SLIGHTLY MOIST
				1		CLAYEY SILT, STRONG BROWN, SOME LIGHT GRAY MOTTLING, LITTLE SUBROUNDED GRAVEL UP TO 1/4", LITTLE BLACK NODULES, SLIGHTLY STIFF, SLIGHTLY PLASTIC TO PLASTIC, SLIGHTLY MOIST
	5					
470				1.3	CL	SILTY CLAY, STRONG BROWN, SOME LIGHT GRAY MOTTLING, TRACE VERY FINE SAND, LITTLE SUBROUNDED GRAVEL UP TO 1/4", SOME BLACK NODULES, SLIGHTLY STIFF TO STIFF, PLASTIC, SLIGHTLY MOIST
				1.5		SILTY CLAY AS ABOVE, VERY MOIST TO WET
	10					
465				0.8		SILTY CLAY AS ABOVE, MOIST TO VERY MOIST
				0.5		
	15					
460				1.2		SANDY CLAY, STRONG BROWN, LITTLE LIGHT GRAY MOTTLING, LITTLE SUBROUNDED GRAVEL UP TO 1/8", FINE SAND, STIFF TO SLIGHTLY STIFF, COHESIVE, SLIGHTLY PLASTIC, VERY MOIST
						SANDY CLAY AS ABOVE, INCREASING SAND WITH DEPTH
				1.2		
	20				SC	CLAYEY SAND, STRONG BROWN, WITH LITTLE BLACK NODULES, FINE TO MEDIUM SAND, SLIGHTLY COHESIVE TO COHESIVE, VERY SLIGHTLY TO SLIGHTLY STIFF, MOIST TO VERY MOIST
455				6	GC	CLAYEY SAND AS ABOVE, WET
						SAND AND GRAVEL, STRONG BROWN, WITH CLAY, LITTLE SUBROUNDED GRAVEL UP TO 1/4", WET, VERY SLIGHTLY COHESIVE, WET
				4.5		
	25					
450				1.3		SAND AND GRAVEL, STRONG BROWN, SUBROUNDED GRAVEL UP TO 1", MEDIUM TO COARSE SAND, SLIGHTLY COHESIVE TO COHESIVE, WET
						SAND AND GRAVEL AS ABOVE, WITH CLAY, VERY MOIST TO WET, WEATHERED SHALE AND CLAY ON AUGER BIT

Water Level

Well Construction

Flush Mount

▼ Static ground water

Report: WELL_LOG_REV_MKE; File: TUESDAY_12PM_NZ2.GPJ; 4/30/14

ENVIRON

2118 N. Tyler Road, Wichita, Kansas 67212

Site ID: IW-110		Date(s): **2/27/2014**	
Location: **Fort Smith, Arkansas**			
Logged By: **N. Zurweller**		Checked By: **K. Stonestreet**	
Contractor: **Mohawk Drilling**		Purpose: **Injection Well**	
Drilling Method: **Hollow Stem Auger**		GS Elevation: **475.91 amsl**	TOC Elevation: **475.65 amsl**
Sampling Method: **Soil Cuttings and HSA Continuous Sampler**		North: **369185.55**	East: **590929.04**
Well Construction:		Borehole Dia.: **8.25 inches**	Total Depth: **28.4 feet**
Blank Casing: PVC	0 FT to 23.42 FT	Project Number: **3433253A**	
Screen: Sch. 40 0.10 PVC	23.42 FT to 28.42 FT	Project Name: **Whirlpool Corporation**	
Annular Fill: Cement Grout	0 FT to 19.42 FT	Remarks:	
Bentonite	19.42 FT to 21.42 FT		
Sand	21.42 FT to 28.42 FT		

Elevation (ft)	Depth (ft)	Recovery (feet)	Sample No.	PID (ppm)	Graphic Log	USCS Code	Material Description	Water Level	Well Construction (Flush Mount)
475							ASPHALT		
							SUBBASE GRAVEL AND FILL		
		4.8		0.3		MH	CLAYEY SILT, DARK GRAYISH BROWN, WITH LITTLE YELLOWISH BROWN MOTTLING, SLIGHTLY STIFF, SLIGHTLY TO VERY SLIGHTLY PLASTIC, SLIGHTLY MOIST		
				0.1			CLAYEY SILT, STRONG BROWN, WITH LIGHT GRAY MOTTLING, SOME RED MOTTLING, LITTLE SUBROUNDED GRAVEL UP TO 1/8", SOME BLACK NODULES, SLIGHTLY STIFF, SLIGHTLY PLASTIC TO PLASTIC, SLIGHTLY MOIST		
470	5			0.1			CLAYEY SILT AS ABOVE, WITH BLACK NODULES (CRUMBLE WITH HAND PRESSURE)		
		5		0.1		CL	SILTY CLAY, STRONG BROWN, SOME LIGHT GRAY MOTTLING, TRACE VERY FINE SAND, LITTLE SUBROUNDED GRAVEL UP TO 1/8", LITTLE BLACK NODULES, STIFF, SLIGHTLY PLASTIC TO PLASTIC, SLIGHTLY MOIST		
465	10			0.1			SILTY CLAY AS ABOVE, VERY STIFF	▼	
		5		1.9			SANDY CLAY, STRONG BROWN, LITTLE LIGHT GRAY, FINE SAND, STIFF, SLIGHTLY PLASTIC, SLIGHTLY MOIST		
460	15			4.6			SAND CLAY AS ABOVE, MOIST		
		4		4.6					
455	20					SC	CLAYEY SAND, STRONG BROWN AND LIGHT GRAY, FINE TO MEDIUM SAND, SLIGHTLY COHESIVE, VERY MOIST		
							CLAYEY SAND AS ABOVE, WET		
450	25					GC	SAND AND GRAVEL, STRONG BROWN, SUBROUNDED GRAVEL UP TO 1", MEDIUM SAND. LITHOLOGY BASED OFF OF CUTTINGS.		
							SAND AND GRAVEL AS ABOVE, WITH CLAY, TRACE WEATHERED SHALE, VERY MOIST TO WET. LITHOLOGY BASED OFF OF CUTTINGS.		

▼ Static ground water

Report: WELL_LOG_REV_MKE; File: TUESDAY_12PM_NZ2.GPJ; 4/30/14

ENVIRON

2118 N. Tyler Road, Wichita, Kansas 67212

Site ID: IW-111		Date(s): **2/26/2014**	
Location: **Fort Smith, Arkansas**			
Logged By: **N. Zurweller**		Checked By: **K. Stonestreet**	
Contractor: **Mohawk Drilling**		Purpose: **Injection Well**	
Drilling Method: **Hollow Stem Auger**		GS Elevation: **475.97 amsl**	TOC Elevation: **475.71 amsl**
Sampling Method: **Soil Cuttings**		North: **369180.22**	East: **590923.15**
Well Construction:		Borehole Dia.: **8.25 inches**	Total Depth: **28.8 feet**
Blank Casing: PVC	0 FT to 23.76 FT	Project Number: **3433253A**	
Screen: Sch. 40 0.10 PVC	23.76 FT to 28.76 FT	Project Name: **Whirlpool Corporation**	
Annular Fill: Cement Grout	0 FT to 19.76FT	Remarks:	
Bentonite	19.76 FT to 21.76 FT		
Sand	21.76 FT to 28.76 FT		

Elevation (ft)	Depth (ft)	Recovery (feet)	Sample No.	PID (ppm)	Graphic Log	USCS Code	Material Description	Water Level	Well Construction (Flush Mount)
475							ASPHALT		
							SUBBASE GRAVEL AND FILL		
				0.4		MH	CLAYEY SILT, DARK GRAYISH BROWN, LITTLE YELLOWISH BROWN MOTTLING, SOME FILL, LITTLE BLACK NODULES, LITTLE SUBROUNDED GRAVEL UP TO 1/8", TRACE ROOT HAIRS, SLIGHTLY STIFF, SLIGHTLY TO VERY SLIGHTLY PLASTIC, SLIGHTLY MOIST		
				0.2		CL	CLAYEY SILT, STRONG BROWN, WITH LIGHT GRAY MOTTLING, SLIGHTLY STIFF, SLIGHTLY PLASTIC TO PLASTIC, SLIGHTLY MOIST		
	5						SILTY CLAY, STRONG BROWN, WITH LIGHT GRAY, SOME RED MOTTLING, SOME BLACK NODULES (CRUMBLE WITH HAND PRESSURE), SLIGHTLY STIFF TO STIFF, SLIGHTLY PLASTIC, SLIGHTLY MOIST		
470				0.3					
							SILTY CLAY AS ABOVE, WITH BLACK NODULES (CRUMBLE WITH HAND PRESSURE)		
				0.6					
	10						SILTY CLAY, STRONG BROWN, SOME LIGHT GRAY MOTTLING, LITTLE SUBROUNDED GRAVEL UP TO 1/8", TRACE VERY FINE SAND, LITTLE BLACK NODULES, STIFF, PLASTIC TO SLIGHTLY PLASTIC, SLIGHTLY MOIST		
465				0.1					
							SILTY CLAY AS ABOVE, WITH LIGHT GRAY MOTTLING, TRACE BLACK NODULES, LITTLE FINE SAND	▼	
				0.8					
	15								
460				3.3					
						SC	CLAYEY SAND, STRONG BROWN AND LIGHT GRAY, FINE SAND, COHESIVE, VERY MOIST TO WET		
							CLAYEY SAND AS ABOVE, FINE TO MEDIUM SAND, WET		
	20								
455						GC	SAND AND GRAVEL, STRONG BROWN, WITH CLAY (INCREASING WITH DEPTH), SUBROUNDED GRAVEL UP TO 1", MEDIUM TO COARSE SAND, COHESIVE, VERY MOIST		
							SAND AND GRAVEL AS ABOVE, SUBROUNDED GRAVEL UP TO 1/4", MEDIUM SAND, WET		
	25								
450									

▼ Static ground water

Report: WELL_LOG_REV_MKE; File: TUESDAY_12PM_NZ2.GPJ; 4/30/14

ENVIRON

2118 N. Tyler Road, Wichita, Kansas 67212

Site ID: IW-112	Date(s): **2/28/2014**
Location: **Fort Smith, Arkansas**	
Logged By: **N. Zurweller**	Checked By: **K. Stonestreet**
Contractor: **Able Environmental**	Purpose: **Injection Well**
Drilling Method: **Hollow Stem Auger**	GS Elevation: **475.86 amsl** / TOC Elevation: **475.60 amsl**
Sampling Method: **Soil Cuttings**	North: **369187.42** / East: **590918.59**
Well Construction:	Borehole Dia.: **8.25 inches** / Total Depth: **28.0 feet**
Blank Casing: PVC 0 FT to 22.66 FT	Project Number: **3433253A**
Screen: Sch. 40 0.10 PVC 22.66 FT to 27.66 FT	Project Name: **Whirlpool Corporation**
Annular Fill: Cement Grout 0 FT to 18.66 FT; Bentonite 18.66 FT to 20.66 FT; Sand 20.66 FT to 27.66 FT	Remarks:

Elevation (ft)	Depth (ft)	PID (ppm)	USCS Code	Material Description
475				ASPHALT
				SUBBASE GRAVEL AND FILL
		3	MH	CLAYEY SILT, DARK GRAYISH BROWN, LITTLE YELLOWISH BROWN MOTTLING, SLIGHTLY STIFF, SLIGHTLY PLASTIC TO PLASTIC, SLIGHTLY MOIST
		2.9	CL	SILTY CLAY, STRONG BROWN, LITTLE SUBROUNDED GRAVEL UP TO 1/8", SOME FINE SAND, SLIGHTLY STIFF, PLASTIC, SLIGHTLY MOIST
470	5	4.3		SILTY CLAY AS ABOVE, TRACE VERY FINE SAND
		4		
465	10	4.9		SILTY CLAY AS ABOVE, SOME VERY FINE SAND, MOIST
460	15			SANDY CLAY, STRONG BROWN, SOME LIGHT GRAY MOTTLING, TRACE BLACK NODULES, FINE TO MEDIUM SAND, STIFF TO SLIGHTLY STIFF COHESIVE, SLIGHTLY PLASTIC, MOIST
				SANDY CLAY AS ABOVE, INCREASING SAND WITH DEPTH
455	20		SC	CLAYEY SAND, STRONG BROWN, LITTLE BLACK NODULES, FINE TO MEDIUM SAND, SLIGHTLY COHESIVE TO COHESIVE, VERY SLIGHTLY TO SLIGHTLY STIFF, MOIST TO VERY MOIST
			GC	CLAYEY SAND AS ABOVE, WET
				SAND AND GRAVEL, STRONG BROWN, WITH CLAY, LITTLE SUBROUNDED GRAVEL UP TO 1", MEDIUM TO COARSE SAND, VERY SLIGHTLY COHESIVE, WET
450	25			SAND AND GRAVEL, STRONG BROWN, SUBROUNDED GRAVEL UP TO 1", MEDIUM TO COARSE SAND, SLIGHTLY COHESIVE TO COHESIVE, WET
				SAND AND GRAVEL AS ABOVE, WITH CLAY, TRACE WEATHERED SHALE, VERY MOIST TO WET

Water Level

Well Construction: Flush Mount

▼ Static ground water

Report: WELL_LOG_REV_MKE; File: TUESDAY_12PM_NZ2.GPJ; 4/30/14

ENVIRON

2118 N. Tyler Road, Wichita, Kansas 67212

Site ID: IW-113		Date(s): **3/13/2014**	
Location: **Fort Smith, Arkansas**			
Logged By: **V. Sieglen**		Checked By: **K. Stonestreet**	
Contractor: **Able Environmental**		Purpose: **Injection Well**	
Drilling Method: **Hollow Stem Auger**		GS Elevation: **474.04 amsl**	TOC Elevation: **473.63 amsl**
Sampling Method: **Soil Cuttings**		North: **369332.59**	East: **591004.58**
Well Construction:		Borehole Dia.: **8.25 inches**	Total Depth: **24.9 feet**
Blank Casing: PVC	0 FT to 19.69 FT	Project Number: **3433253A**	
Screen: Sch. 40 0.10 PVC	19.69 FT to 24.69 FT	Project Name: **Whirlpool Corporation**	
Annular Fill: Cement Grout Bentonite Sand	0 FT to 15.69 15.69 FT to 17.69 FT 17.69 FT to 24.69 FT	Remarks:	

Elevation (ft)	Depth (ft)	Recovery (feet)	Sample No.	PID (ppm)	Graphic Log	USCS Code	Material Description	Water Level	Well Construction
						MH	CLAYEY SILT, DARK GRAYISH BROWN, SOME DARK BROWN MOTTLING, LITTLE ROOT HAIRS, VERY SLIGHTLY STIFF TO SLIGHTLY STIFF, VERY SLIGHTLY PLASTIC, MOIST		Flush Mount
470	5					CL	SILTY CLAY, STRONG BROWN, WITH GRAYISH BROWN MOTTLING, SOME REDDISH BROWN MOTTLING, TRACE SUBROUNDED GRAVEL UP TO 1/4", STIFF, PLASTIC, MOIST		
							SILTY CLAY AS ABOVE, SOME BLACK NODULES		
465	10						SANDY CLAY, STRONG BROWN, WITH LIGHT GRAY MOTTLING, TRACE TO LITTLE BLACK NODULES, TRACE SUBROUNDED GRAVEL UP TO 1/4", FINE SAND, VERY STIFF, VERY SLIGHTLY PLASTIC, VERY SLIGHTLY MOIST	▼	
460	15								
455	20					GC	SAND AND GRAVEL, STRONG BROWN, WITH CLAY, SUBROUNDED GRAVEL UP TO 1", MEDIUM TO COARSE SAND, SLIGHTLY COHESIVE TO COHESIVE, INCREASING CLAY WITH DEPTH, WET		
450	25					CL	WEATHERED SHALE AND CLAY, STRONG BROWN, WITH SAND AND GRAVEL, SUBROUNDED GRAVEL UP TO 1", MEDIUM TO COARSE SAND, STIFF, COHESIVE, VERY MOIST		
445									

▼ Static ground water

Report: WELL_LOG_REV_MKE; File: TUESDAY_12PM_NZ2.GPJ; 4/30/14

ENVIRON

2118 N. Tyler Road, Wichita, Kansas 67212

Site ID: IW-114		Date(s): **3/13/2014**	
Location: **Fort Smith, Arkansas**			
Logged By: **V. Sieglen**		Checked By: **K. Stonestreet**	
Contractor: **Able Environmental**		Purpose: **Injection Well**	
Drilling Method: **Hollow Stem Auger**		GS Elevation: **473.84 amsl**	TOC Elevation: **473.18 amsl**
Sampling Method: **Soil Cuttings**		North: **369342.54**	East: **591002.54**
Well Construction:		Borehole Dia.: **8.25 inches**	Total Depth: **24.9 feet**
Blank Casing: PVC	0 FT to 19.90 FT	Project Number: **3433253A**	
Screen: Sch. 40 0.10 PVC	19.90 FT to 24.90 FT	Project Name: **Whirlpool Corporation**	
Annular Fill: Cement Grout Bentonite Sand	0 FT to 15.90 15.90 FT to 17.90 FT 17.90 FT to 24.90 FT	Remarks:	

Elevation (ft)	Depth (ft)	Recovery (feet)	Sample No.	PID (ppm)	Graphic Log	USCS Code	Material Description	Water Level	Well Construction
						MH	CLAYEY SILT, DARK GRAYISH BROWN, SOME DARK BROWN MOTTLING, LITTLE ROOT HAIRS, VERY SLIGHTLY STIFF TO SLIGHTLY STIFF, VERY SLIGHTLY PLASTIC, MOIST		Flush Mount
470	5					CL	SILTY CLAY, STRONG BROWN, WITH GRAYISH BROWN MOTTLING, SOME REDDISH BROWN MOTTLING, TRACE SUBROUNDED GRAVEL UP TO 1/4", STIFF, PLASTIC, MOIST		
							SILTY CLAY AS ABOVE, SOME BLACK NODULES		
465	10						SANDY CLAY, STRONG BROWN, WITH LIGHT GRAY MOTTLING, TRACE TO LITTLE BLACK NODULES, TRACE SUBROUNDED GRAVEL UP TO 1/4", FINE SAND, VERY STIFF, VERY SLIGHTLY PLASTIC, VERY SLIGHTLY MOIST	▼	
460	15								
455	20					GC	SAND AND GRAVEL, STRONG BROWN, WITH CLAY, SUBROUNDED GRAVEL UP TO 1", MEDIUM TO COARSE SAND, SLIGHTLY COHESIVE TO COHESIVE, INCREASING CLAY WITH DEPTH, WET		
450	25					CL	WEATHERED SHALE AND CLAY, STRONG BROWN, WITH SAND AND GRAVEL, SUBROUNDED GRAVEL UP TO 1", MEDIUM TO COARSE SAND, STIFF, COHESIVE, VERY MOIST		
445									

▼ Static ground water

Report: WELL_LOG_REV_MKE; File: TUESDAY_12PM_NZ2.GPJ; 4/30/14

ENVIRON

2118 N. Tyler Road, Wichita, Kansas 67212

Site ID: IW-115		Date(s): **3/12/2014**	
Location: **Fort Smith, Arkansas**			
Logged By: **N. Zurweller**		Checked By: **K. Stonestreet**	
Contractor: **Able Environmental**		Purpose: **Injection Well**	
Drilling Method: **Hollow Stem Auger**		GS Elevation: **473.97 amsl**	TOC Elevation: **473.41 amsl**
Sampling Method: **HSA Continuous Sampler**		North: **369344.25**	East: **591007.08**
Well Construction:		Borehole Dia.: **8.25 inches**	Total Depth: **24.6 feet**
Blank Casing: PVC	0 FT to 19.61 FT	Project Number: **3433253A**	
Screen: Sch. 40 0.10 PVC	19.61 FT to 24.61	Project Name: **Whirlpool Corporation**	
Annular Fill: Cement Grout Bentonite Sand	0 FT to 15.61 15.61 FT to 17.61 FT 17.61 FT to 24.61 FT	Remarks:	

Elevation (ft)	Depth (ft)	Recovery (feet)	Sample No.	PID (ppm)	Graphic Log	USCS Code	Material Description	Water Level	Well Construction
				0.3		MH	CLAYEY SILT, DARK GRAYISH BROWN, SOME DARK BROWN MOTTLING, LITTLE ROOT HAIRS, VERY SLIGHTLY STIFF TO SLIGHTLY STIFF, VERY SLIGHTLY PLASTIC, MOIST		Flush Mount
		3.5				CL	CLAYEY SILT AS ABOVE, VERY MOIST		
470	5			0.3			SILTY CLAY, STRONG BROWN, WITH GRAYISH BROWN MOTTLING, SOME REDDISH BROWN MOTTLING, TRACE SUBROUNDED GRAVEL UP TO 1/4", STIFF, PLASTIC, MOIST		
		5		0.4			SILTY CLAY AS ABOVE, SOME BLACK NODULES		
465	10			0.6			SILTY CLAY, STRONG BROWN, WITH LIGHT GRAY MOTTLING, WITH BLACK NODULES (CRUMBLE WITH HAND PRESSURE), LITTLE SUBROUNDED GRAVEL UP TO 1/4", TRACE FINE SAND, VERY STIFF, PLASTIC, VERY SLIGHTLY MOIST		
		5		0			SILTY CLAY AS ABOVE, SOME FINE SAND	▼	
460	15			12.1			SANDY CLAY, STRONG BROWN, WITH LIGHT GRAY MOTTLING, TRACE TO LITTLE BLACK NODULES, TRACE SUBROUNDED GRAVEL UP TO 1/4", FINE SAND, VERY STIFF, VERY SLIGHTLY PLASTIC, VERY SLIGHTLY MOIST		
		5		4.1			SANDY CLAY AS ABOVE, INCREASING SAND WITH DEPTH		
455	20			4.1		SC	CLAYEY SAND, STRONG BROWN AND LIGHT GRAY, SOME TO LITTLE BLACK NODULES, FINE TO MEDIUM SAND, SLIGHTLY COHESIVE TO COHESIVE, SLIGHTLY STIFF, MOIST, WET FROM 16.5-17.5' BGS AND 18.8-19.5' BGS		
		3		10.9			CLAYEY SAND AS ABOVE, COHESIVE, VERY MOIST TO WET		
450	25			8.1		GC	SAND AND GRAVEL, STRONG BROWN, WITH CLAY, SUBROUNDED GRAVEL UP TO 1", MEDIUM TO COARSE SAND, SLIGHTLY COHESIVE TO COHESIVE, WET, INCREASING CLAY WITH DEPTH		
445						CL	WEATHERED SHALE AND CLAY, STRONG BROWN, WITH SAND AND GRAVEL, SUBROUNDED GRAVEL UP TO 1", MEDIUM TO COARSE SAND, STIFF, COHESIVE, VERY MOIST		

▼ Static ground water

Report: WELL_LOG_REV_MKE; File: TUESDAY_12PM_NZ2.GPJ; 4/30/14

ENVIRON

2118 N. Tyler Road, Wichita, Kansas 67212

Site ID: IW-116	Date(s): **3/12/2014**
Location: **Fort Smith, Arkansas**	
Logged By: **N. Zurweller**	Checked By: **K. Stonestreet**
Contractor: **Able Environmental**	Purpose: **Injection Well**
Drilling Method: **Hollow Stem Auger**	GS Elevation: **473.92 amsl** / TOC Elevation: **473.61 amsl**
Sampling Method: **Soil Cuttings**	North: **369340.94** / East: **591010.98**
Borehole Dia.: **8.25 inches**	Total Depth: **24.5 feet**
Project Number: **3433253A**	
Project Name: **Whirlpool Corporation**	
Remarks:	

Well Construction:

Blank Casing:	PVC	0 FT to 19.37 FT
Screen:	Sch. 40 0.10 PVC	19.37 FT to 24.37 FT
Annular Fill:	Cement Grout	0 FT to 15.37
	Bentonite	15.37 FT to 17.37 FT
	Sand	17.37 FT to 24.37 FT

Elevation (ft)	Depth (ft)	PID (ppm)	USCS Code	Material Description	Water Level
		0.3	MH	CLAYEY SILT, DARK GRAYISH BROWN, SOME DARK BROWN MOTTLING, LITTLE ROOT HAIRS, VERY SLIGHTLY STIFF TO SLIGHTLY STIFF, VERY SLIGHTLY PLASTIC, MOIST	
			CL	CLAYEY SILT AS ABOVE, VERY MOIST	
470		0.4		SILTY CLAY, STRONG BROWN, WITH GRAYISH BROWN MOTTLING, SOME REDDISH BROWN MOTTLING, TRACE SUBROUNDED GRAVEL UP TO 1/4", STIFF, PLASTIC, MOIST	
	5	0.3		SILTY CLAY AS ABOVE, SOME BLACK NODULES	
465		0.4		SILTY CLAY, STRONG BROWN, WITH LIGHT GRAY MOTTLING, WITH BLACK NODULES (CRUMBLE WITH HAND PRESSURE), LITTLE SUBROUNDED GRAVEL UP TO 1/4", TRACE FINE SAND, VERY STIFF, PLASTIC, SLIGHTLY MOIST	
	10			SILTY CLAY AS ABOVE, SOME FINE SAND	▼
		0.5		SANDY CLAY, STRONG BROWN, WITH LIGHT GRAY MOTTLING, TRACE TO LITTLE BLACK NODULES, TRACE SUBROUNDED GRAVEL UP TO 1/4", FINE SAND, VERY STIFF, VERY SLIGHTLY PLASTIC, SLIGHTLY MOIST	
460		0.7			
	15			SANDY CLAY AS ABOVE, INCREASING SAND WITH DEPTH	
		0.9	SC	CLAYEY SAND, STRONG BROWN AND LIGHT GRAY, SOME TO LITTLE BLACK NODULES, FINE TO MEDIUM SAND, MOIST, SLIGHTLY COHESIVE TO COHESIVE, SLIGHTLY STIFF, WET FROM 16.5-17.5' BGS AND 18.8-19.5' BGS	
455		0.9		CLAYEY SAND AS ABOVE, COHESIVE, VERY MOIST TO WET	
	20		GC	SAND AND GRAVEL, STRONG BROWN, WITH CLAY, SUBROUNDED GRAVEL UP TO 1", MEDIUM TO COARSE SAND, SLIGHTLY COHESIVE TO COHESIVE, WET, INCREASING CLAY WITH DEPTH	
450		1.5	CL	WEATHERED SHALE AND CLAY, STRONG BROWN, WITH SAND AND GRAVEL, SUBROUNDED GRAVEL UP TO 1", MEDIUM TO COARSE SAND, STIFF, COHESIVE, VERY MOIST, SMOOTHER DRILLING AT APPROXIMATELY 24' BGS	
	25				
445					

Well Construction: **Flush Mount**

▼ Static ground water

Report: WELL_LOG_REV_MKE; File: TUESDAY_12PM_NZ2.GPJ; 4/30/14

ENVIRON

2118 N. Tyler Road, Wichita, Kansas 67212

Site ID: IW-117		Date(s): **3/12/2014**	
Location: **Fort Smith, Arkansas**			
Logged By: **N. Zurweller**		Checked By: **K. Stonestreet**	
Contractor: **Able Environmental**		Purpose: **Injection Well**	
Drilling Method: **Hollow Stem Auger**		GS Elevation: **473.94 amsl**	TOC Elevation: **473.57 amsl**
Sampling Method: **Soil Cuttings**		North: **369348.59**	East: **591002.65**
Well Construction:		Borehole Dia.: **8.25 inches**	Total Depth: **24.5 feet**
Blank Casing: PVC	0 FT to 19.01 FT	Project Number: **3433253A**	
Screen: Sch. 40 0.10 PVC	19.01 FT to 24.01	Project Name: **Whirlpool Corporation**	
Annular Fill: Cement Grout Bentonite Sand	0 FT to 15.01 15.01 FT to 17.01 FT 17.01 FT to 24.01 FT	Remarks:	

Elevation (ft)	Depth (ft)	Recovery (feet)	Sample No.	PID (ppm)	Graphic Log	USCS Code	Material Description	Water Level	Well Construction
				2.7		MH	CLAYEY SILT, DARK GRAYISH BROWN, SOME DARK BROWN MOTTLING, LITTLE ROOT HAIRS, VERY SLIGHTLY TO SLIGHTLY STIFF, VERY SLIGHTLY PLASTIC, MOIST		Flush Mount
							CLAYEY SILT AS ABOVE, VERY MOIST		
470				3.3		CL	SILTY CLAY, STRONG BROWN, WITH GRAYISH BROWN MOTTLING, SOME REDDISH BROWN MOTTLING, SOME SUBROUNDED GRAVEL UP TO 1/2", STIFF, PLASTIC, VERY MOIST TO WET		
	5			2.7			SILTY CLAY AS ABOVE, SOME BLACK NODULES, TRACE ROOT HAIRS		
465				2.6			SILTY CLAY, STRONG BROWN, WITH LIGHT GRAY MOTTLING, WITH BLACK NODULES (CRUMBLE WITH HAND PRESSURE), SOME SUBROUNDED GRAVEL UP TO 1/4", TRACE FINE SAND, VERY STIFF, PLASTIC, SLIGHTLY MOIST		
	10			1.7			SILTY CLAY AS ABOVE, LITTLE FINE SAND, LITTLE GRAVEL AND BLACK NODULES	▼	
460				1.7			SANDY CLAY, STRONG BROWN, WITH LIGHT GRAY MOTTLING, LITTLE TO TRACE BLACK NODULES, TRACE SUBROUNDED GRAVEL UP TO 1/4", FINE SAND, VERY SLIGHTLY TO SLIGHTLY PLASTIC, VERY STIFF, SLIGHTLY MOIST		
	15			8.8			SANDY CLAY AS ABOVE, INCREASING SAND WITH DEPTH		
455				8.8		SC	CLAYEY SAND, STRONG BROWN AND LIGHT GRAY, SOME TO LITTLE BLACK NODULES, FINE TO MEDIUM SAND, SLIGHTLY COHESIVE TO COHESIVE, SLIGHTLY STIFF, MOIST		
	20						CLAYEY SAND AS ABOVE, COHESIVE, VERY MOIST TO WET		
				5.2		GC	SAND AND GRAVEL, STRONG BROWN, WITH CLAY, SUBROUNDED GRAVEL UP TO 1", MEDIUM TO COARSE SAND, SLIGHTLY COHESIVE TO COHESIVE, WET, INCREASING CLAY WITH DEPTH		
450				16.3		CL	WEATHERED SHALE AND CLAY, STRONG BROWN, WITH SAND AND GRAVEL, SUBROUNDED GRAVEL UP TO 1/2", MEDIUM TO COARSE SAND, STIFF, SLIGHTLY COHESIVE TO COHESIVE, VERY MOIST, SMOOTHER DRILLING AT APPROXIMATELY 24.0' BGS		
	25								
445									

▼ Static ground water

Report: WELL_LOG_REV_MKE; File: TUESDAY_12PM_NZ2.GPJ; 4/30/14

ENVIRON

2118 N. Tyler Road, Wichita, Kansas 67212

Site ID: IW-118		Date(s): **3/12/2014**	
Location: **Fort Smith, Arkansas**			
Logged By: **N. Zurweller**		Checked By: **K. Stonestreet**	
Contractor: **Able Environmental**		Purpose: **Injection Well**	
Drilling Method: **Hollow Stem Auger**		GS Elevation: **474.05 amsl**	TOC Elevation: **473.73 amsl**
Sampling Method: **HSA Continuous Sampler**		North: **369349.14**	East: **591008.32**
Well Construction:		Borehole Dia.: **8.25 inches**	Total Depth: **24.5 feet**
Blank Casing: PVC	0 FT to 19.43 FT	Project Number: **3433253A**	
Screen: Sch. 40 0.10 PVC	19.43 FT to 24.43 FT	Project Name: **Whirlpool Corporation**	
Annular Fill: Cement Grout	0 FT to 15.43	Remarks:	
Bentonite	15.43 FT to 17.43 FT		
Sand	17.43 FT to 24.43 FT		

Elevation (ft)	Depth (ft)	Recovery (feet)	Sample No.	PID (ppm)	Graphic Log	USCS Code	Material Description	Water Level	Well Construction
				2.7		MH	CLAYEY SILT - DARK GRAYISH BROWN, SOME DARK BROWN MOTTLING, LITTLE ROOT HAIRS, VERY SLIGHTLY TO SLIGHTLY STIFF, VERY SLIGHTLY PLASTIC, MOIST		Flush Mount
		3.4					CLAYEY SILT AS ABOVE, VERY MOIST		
470				3.3		CL	SILTY CLAY, STRONG BROWN, WITH GRAYISH BROWN MOTTLING, SOME REDDISH BROWN MOTTLING, TRACE SUBROUNDED GRAVEL UP TO 1/4", STIFF, PLASTIC, SLIGHTLY MOIST		
	5						SILTY CLAY AS ABOVE, SOME BLACK NODULES, TRACE ROOT HAIRS		
		5		2.7			SILTY CLAY, STRONG BROWN, WITH LIGHT GRAY MOTTLING, WITH BLACK NODULES (CRUMBLE WITH HAND PRESSURE), SOME SUBROUNDED GRAVEL UP TO 1/4",TRACE FINE SAND, VERY STIFF, PLASTIC, SLIGHTLY MOIST		
465				2.6					
	10						SILTY CLAY AS ABOVE, LITTLE FINE SAND, LITTLE GRAVEL AND BLACK NODULES	▼	
		5		1.7			SANDY CLAY, STRONG BROWN, WITH LIGHT GRAY MOTTLING, LITTLE TO TRACE BLACK NODULES, TRACE SUBROUNDED GRAVEL UP TO 1/4", FINE SAND, VERY SLIGHTLY TO SLIGHTLY PLASTIC, VERY STIFF, SLIGHTLY MOIST		
460				1.7					
	15						SANDY CLAY AS ABOVE, INCREASING SAND WITH DEPTH		
		5		8.8		SC	CLAYEY SAND, STRONG BROWN AND LIGHT GRAY, SOME TO LITTLE BLACK NODULES, FINE TO MEDIUM SAND, SLIGHTLY COHESIVE TO COHESIVE, SLIGHTLY STIFF, MOIST		
455				8.8			CLAYEY SAND AS ABOVE, COHESIVE, VERY MOIST TO WET		
	20					GC	SAND AND GRAVEL, STRONG BROWN, WITH CLAY, SUBROUNDED GRAVEL UP TO 1", MEDIUM TO COARSE SAND, SLIGHTLY COHESIVE TO COHESIVE, WET INCREASING CLAY WITH DEPTH		
		2.8		5.2					
450				16.3		CL	WEATHERED SHALE AND CLAY, STRONG BROWN, WITH SAND AND GRAVEL, SUBROUNDED GRAVEL UP TO 1/2", MEDIUM TO COARSE SAND, STIFF, SLIGHTLY COHESIVE TO COHESIVE, VERY MOIST		
	25								
445									

▼ Static ground water

Report: WELL_LOG_REV_MKE; File: TUESDAY_12PM_NZ2.GPJ; 4/30/14

ENVIRON

2118 N. Tyler Road, Wichita, Kansas 67212

Site ID: IW-119	Date(s): **3/12/2014**
Location: **Fort Smith, Arkansas**	
Logged By: **N. Zurweller**	Checked By: **K. Stonestreet**
Contractor: **Able Environmental**	Purpose: **Injection Well**
Drilling Method: **Hollow Stem Auger**	GS Elevation: **473.89 amsl** / TOC Elevation: **473.54 amsl**
Sampling Method: **Soil Cuttings**	North: **369346.16** / East: **591012.58**
Borehole Dia.: **8.25 inches**	Total Depth: **25.0 feet**
Project Number: **3433253A**	
Project Name: **Whirlpool Corporation**	
Remarks:	

Well Construction:

Blank Casing:	PVC	0 FT to 9.96 FT
Screen:	Sch. 40 0.10 PVC	18.96 FT to 23.96 FT
Annular Fill:	Cement Grout	0 FT to 14.96 FT
	Bentonite	14.96 FT to 16.96 FT
	Sand	16.96 FT to 23.96 FT

Elevation (ft)	Depth (ft)	Recovery (feet)	Sample No.	PID (ppm)	USCS Code	Material Description
				0.2	MH	CLAYEY SILT, DARK GRAYISH BROWN, SOME DARK BROWN MOTTLING, LITTLE ROOT HAIRS, VERY SLIGHTLY TO SLIGHTLY STIFF, VERY SLIGHTLY PLASTIC, MOIST
						CLAYEY SILT AS ABOVE, VERY MOIST
470				0.2	CL	SILTY CLAY, STRONG BROWN, WITH GRAYISH BROWN MOTTLING, SOME REDDISH BROWN MOTTLING, SOME SUBROUNDED GRAVEL UP TO 1/2", STIFF, PLASTIC, VERY MOIST TO WET
	5			0.3		SILTY CLAY AS ABOVE, SOME BLACK NODULES, TRACE ROOT HAIRS
465				0.4		SILTY CLAY, STRONG BROWN, WITH LIGHT GRAY MOTTLING, WITH BLACK NODULES (CRUMBLE WITH HAND PRESSURE), SOME SUBROUNDED GRAVEL UP TO 1/4", TRACE FINE SAND, VERY STIFF, PLASTIC, SLIGHTLY MOIST
	10			1		SILTY CLAY AS ABOVE, LITTLE FINE SAND, LITTLE GRAVEL AND BLACK NODULES
460				1.9		SANDY CLAY, STRONG BROWN , WITH LIGHT GRAY MOTTLING, LITTLE TO TRACE BLACK NODULES, TRACE SUBROUNDED GRAVEL UP TO 1/4", FINE SAND, VERY SLIGHTLY TO SLIGHTLY PLASTIC, VERY STIFF, SLIGHTLY MOIST
	15			2.3		SANDY CLAY AS ABOVE, INCREASING SAND WITH DEPTH
455				2.3	SC	CLAYEY SAND, STRONG BROWN AND LIGHT GRAY, SOME TO LITTLE BLACK NODULES, FINE TO MEDIUM SAND, SLIGHTLY COHESIVE TO COHESIVE, SLIGHTLY STIFF, MOIST
	20					CLAYEY SAND AS ABOVE, COHESIVE, VERY MOIST TO WET
					GC	SAND AND GRAVEL, STRONG BROWN, WITH CLAY, SUBROUNDED GRAVEL UP TO 1", MEDIUM TO COARSE SAND, SLIGHTLY COHESIVE TO COHESIVE, WET, INCREASING CLAY WITH DEPTH
450					CL	WEATHERED SHALE AND CLAY, STRONG BROWN, WITH SAND AND GRAVEL, SUBROUNDED GRAVEL UP TO 1/2", MEDIUM TO COARSE SAND, STIFF, SLIGHTLY COHESIVE TO COHESIVE, VERY MOIST, SMOOTHER DRILLING AT APPROXIMATELY 24.0' BGS
	25					
445						

Water Level: ▼

Well Construction: Flush Mount

▼ Static ground water

Report: WELL_LOG_REV_MKE; File: TUESDAY_12PM_NZ2.GPJ; 4/30/14

ENVIRON

2118 N. Tyler Road, Wichita, Kansas 67212

Site ID: IW-120		Date(s): **3/13/2014**	
Location: **Fort Smith, Arkansas**			
Logged By: **M. Wilson**		Checked By: **K. Stonestreet**	
Contractor: **Able Environmental**		Purpose: **Injection Well**	
Drilling Method: **Hollow Stem Auger**		GS Elevation: **473.94 amsl**	TOC Elevation: **473.37 amsl**
Sampling Method: **HSA Continuous Sampler**		North: **369350.95**	East: **590993.28**
Well Construction:		Borehole Dia.: **8.25 inches**	Total Depth: **24.5 feet**
Blank Casing: PVC	0 FT to 10.35 FT	Project Number: **3433253A**	
Screen: Sch. 40 0.10 PVC	19.35 FT to 24.35 FT	Project Name: **Whirlpool Corporation**	
Annular Fill: Cement Grout	0 FT to 15.35 FT	Remarks:	
Bentonite	15.35 FT to 17.35 FT		
Sand	17.35 FT to 24.35 FT		

Elevation (ft)	Depth (ft)	Recovery (feet)	Sample No.	PID (ppm)	Graphic Log	USCS Code	Material Description	Water Level	Well Construction
						ML	SILT-LOAM, LIGHT TO DARK BROWN, DAMP TO WET		Flush Mount
		5				CL	SILTY CLAY, LIGHT BROWN, RED MOTTLING, STIFF, MOIST TO WET		
470	5			0.2			SILTY CLAY, LIGHT GRAY, RED MOTTLING, TRACE BLACK NODULES, SLIGHTLY STIFF, MOIST		
		4.5					SILTY CLAY, LIGHT GRAY, RED MOTTLING, SOME BLACK AND RED NODULES, SLIGHTLY STIFF, MOIST		
465	10			0.3			SILTY CLAY, RED, LIGHT GRAY MOTTLING, TRACE BLACK NODULES, MED STIFF, (INCREASING SILT CONTENT WITH DEPTH)	▼	
		4.5		1.2					
460	15			1.6		MH	CLAYEY SILT, REDDISH GRAY, TRACE BLACK MOTTLING, MED. STIFF, MOIST		
		5					CLAYEY SILT, GRAYISH RED, BLACK MOTTLING, MED. STIFF, MOIST		
455				7.3		ML	SILT, GRAY, WITH BLACK NODULES, SOFT, INCREASING MOISTURE WITH DEPTH		
	20			2.4		SM	SILT, GRAY, WITH BLACK NODULES, SOFT, SATURATED-FREE WATER		
		4.5					SILTY SAND, TRACE CLAY, SOME GRAVEL (GRAY SILT RED SAND AND GRAVEL), SATURATED-FREE WATER		
450				10			SILTY SAND AND FINE TO MED. GRAVEL, REDDISH BLACK MOTTLING, TRACE CLAY, SATURATED		
	25					CL	SILTY CLAY, RED, BLACK STAINING, WITH SAND (FINE TO MED GRAIN SAND), AND GRAVEL (FINE TO MEDIUM), TRACE COBBLES, MOIST		
445									

▼ Static ground water

Report: WELL_LOG_REV_MKE; File: TUESDAY_12PM_NZ2.GPJ; 4/30/14

ENVIRON

2118 N. Tyler Road, Wichita, Kansas 67212

Site ID: IW-121	Date(s): **3/11/2014**
Location: **Fort Smith, Arkansas**	
Logged By: **N. Zurweller**	Checked By: **K. Stonestreet**
Contractor: **Able Environmental**	Purpose: **Injection Well**
Drilling Method: **Hollow Stem Auger**	GS Elevation: **474 amsl** / TOC Elevation: **473.46 amsl**
Sampling Method: **Soil Cuttings**	North: **369356.02** / East: **590999.80**
Borehole Dia.: **8.25 inches**	Total Depth: **25.2 feet**
Project Number: **3433253A**	
Project Name: **Whirlpool Corporation**	
Remarks:	

Well Construction:

Blank Casing:	PVC	0 FT to 20.21 FT
Screen:	Sch. 40 0.10 PVC	20.21 FT to 25.21 FT
Annular Fill:	Cement Grout	0 FT to 15.21
	Bentonite	15.21 FT to 18.21 FT
	Sand	18.21 FT to 25.21 FT

Elevation (ft)	Depth (ft)	PID (ppm)	USCS Code	Material Description
		2.1	MH	CLAYEY SILT, DARK GRAYISH BROWN, TRACE ROOT HAIRS, VERY SLIGHTLY STIFF, VERY SLIGHTLY PLASTIC, MOIST
				CLAYEY SILT AS ABOVE, LITTLE SUBANGULAR GRAVEL UP TO 1/4", VERY MOIST TO WET
470		3.2	CL	SILTY CLAY, STRONG BROWN, WITH GRAYISH BROWN MOTTLING, SOME REDDISH BROWN MOTTLING, TRACE SUBROUNDED GRAVEL UP TO 1/4", STIFF, PLASTIC, SLIGHTLY MOIST TO MOIST
	5	2.7		SILTY CLAY AS ABOVE, VERY STIFF
				SILTY CLAY, STRONG BROWN, WITH LIGHT GRAY, WITH TO SOME BLACK NODULES (CRUMBLE WITH HAND PRESSURE), SOME SUBROUNDED GRAVEL UP TO 1/4", TRACE FINE SAND, VERY STIFF, PLASTIC, SLIGHTLY MOIST
465		3		
	10			SILTY CLAY AS ABOVE, HARD
		3.3	SC	CLAYEY SAND, STRONG BROWN, LITTLE SANDY CLAY, TRACE BLACK NODULES, TRACE SUBROUNDED GRAVEL UP TO 1/2", FINE SAND, VERY STIFF, MOIST
460		3.3		
	15			
		2.3		
				CLAYEY SAND, STRONG BROWN, WITH LIGHT GRAY, SOME BLACK NODULES, FINE TO MEDIUM SAND, SLIGHTLY COHESIVE, SLIGHTLY STIFF, MOIST
455		2.3		CLAYEY SAND AS ABOVE, STICKY, COHESIVE, WET
	20		GC	SAND - STRONG BROWN, WITH CLAY, FINE TO MEDIUM SAND, COHESIVE, MOIST; GRAVEL IN SHOE OF SAMPLER
		4.1		SAND AND GRAVEL - STRONG BROWN, WITH CLAY, SUBROUNDED GRAVEL UP TO 1", MEDIUM TO COARSE SAND, SLIGHTLY COHESIVE, WET
450			CL	WEATHERED SHALE AND CLAY, STRONG BROWN, WITH SAND AND GRAVEL, SUBROUNDED GRAVEL UP TO 1", MEDIUM TO COARSE SAND, VERY STIFF, SLIGHTLY COHESIVE TO COHESIVE, VERY MOIST, SMOOTHER DRILLING NOTED AT 24' BGS TO TOTAL DEPTH.
	25			
445				

Water Level: ▼

Well Construction: Flush Mount

▼ Static ground water

Report: WELL_LOG_REV_MKE; File: TUESDAY_12PM_NZ2.GPJ; 4/30/14

ENVIRON

2118 N. Tyler Road, Wichita, Kansas 67212

Site ID: IW-122		Date(s): **3/11/2014**	
Location: **Fort Smith, Arkansas**			
Logged By: **N. Zurweller**		Checked By: **K. Stonestreet**	
Contractor: **Able Environmental**		Purpose: **Injection Well**	
Drilling Method: **Hollow Stem Auger**		GS Elevation: **474.1 amsl**	TOC Elevation: **473.37 amsl**
Sampling Method: **HSA Continuous Sampler**		North: **369357.00**	East: **591009.10**
Well Construction:		Borehole Dia.: **8.25 inches**	Total Depth: **25.2 feet**
Blank Casing: PVC	0 FT to 20.16 FT	Project Number: **3433253A**	
Screen: Sch. 40 0.10 PVC	20.16 FT to 25.16 FT	Project Name: **Whirlpool Corporation**	
Annular Fill: Cement Grout	0 FT to 16.16	Remarks:	
Bentonite	16.16 FT to 18.16 FT		
Sand	18.16 FT to 25.16 FT		

Elevation (ft)	Depth (ft)	Recovery (feet)	Sample No.	PID (ppm)	Graphic Log	USCS Code	Material Description	Water Level	Well Construction (Flush Mount)
		3.5		2.6		MH	CLAYEY SILT, DARK GRAYISH BROWN, TRACE ROOT HAIRS, MOIST, VERY SLIGHTLY STIFF, VERY SLIGHTLY PLASTIC, MOIST		
				3		CL	CLAYEY SILT AS ABOVE, LITTLE SUBANGULAR GRAVEL UP TO 1/4", VERY MOIST TO WET		
470	5						SILTY CLAY, STRONG BROWN, WITH GRAYISH BROWN MOTTLING, SOME REDDISH BROWN MOTTLING, TRACE SUBROUNDED GRAVEL UP TO 1/4", STIFF, PLASTIC, SLIGHTLY MOIST TO MOIST		
		5		2.6			SILTY CLAY AS ABOVE, VERY STIFF		
465				3			SILTY CLAY, STRONG BROWN, WITH LIGHT GRAY, WITH TO SOME BLACK NODULES (CRUMBLE WITH HAND PRESSURE), SOME SUBROUNDED GRAVEL UP TO 1/4", TRACE FINE SAND, VERY STIFF, PLASTIC, SLIGHTLY MOIST		
	10						SILTY CLAY AS ABOVE, HARD	▼	
		5		3.5		SC	CLAYEY SAND, STRONG BROWN, LITTLE SANDY CLAY, TRACE BLACK NODULES, TRACE SUBROUNDED GRAVEL UP TO 1/2", FINE SAND, VERY STIFF, MOIST		
460				12.2					
	15			11.1					
		5					CLAYEY SAND, STRONG BROWN, WITH LIGHT GRAY, SOME BLACK NODULES, FINE TO MEDIUM SAND, SLIGHTLY COHESIVE, SLIGHTLY STIFF, MOIST		
455				11.1			CLAYEY SAND AS ABOVE, STICKY, COHESIVE, WET		
	20					GC	SAND, STRONG BROWN, WITH CLAY, FINE TO MEDIUM SAND, COHESIVE, MOIST; GRAVEL IN SHOE OF SAMPLER		
		3.2		12.7			SAND AND GRAVEL, STRONG BROWN, WITH CLAY, SUBROUNDED GRAVEL UP TO 1", MEDIUM TO COARSE SAND, SLIGHTLY COHESIVE, WET		
450				9.2					
	25					CL	WEATHERED SHALE AND CLAY, STRONG BROWN, SUBROUNDED GRAVEL UP TO 1", WITH SAND AND GRAVEL, MEDIUM TO COARSE SAND, VERY STIFF, SLIGHTLY COHESIVE TO COHESIVE, VERY MOIST, SMOOTHER DRILLING NOTED AT 23-24' BGS TO TOTAL DEPTH		
445									

▼ Static ground water

Report: WELL_LOG_REV_MKE; File: TUESDAY_12PM_NZ2.GPJ; 4/30/14

ENVIRON

2118 N. Tyler Road, Wichita, Kansas 67212

Site ID: IW-123	Date(s): **3/11/2014**
Location: **Fort Smith, Arkansas**	
Logged By: **N. Zurweller**	Checked By: **K. Stonestreet**
Contractor: **Able Environmental**	Purpose: **Injection Well**
Drilling Method: **Hollow Stem Auger**	GS Elevation: **474.07 amsl** / TOC Elevation: **473.77 amsl**
Sampling Method: **Soil Cuttings**	North: **369353.17** / East: **591017.88**
Well Construction:	Borehole Dia.: **8.25 inches** / Total Depth: **25.0 feet**
Blank Casing: PVC 0 FT to 19.95FT	Project Number: **3433253A**
Screen: Sch. 40 0.10 PVC 19.95 FT to 24.95 FT	Project Name: **Whirlpool Corporation**
Annular Fill: Cement Grout 0 FT to 15.95; Bentonite 15.95 FT to 17.95 FT; Sand 17.95 FT to 24.95 FT	Remarks:

Elevation (ft)	Depth (ft)	Recovery (feet)	Sample No.	PID (ppm)	USCS Code	Material Description
470	0			2.3	MH	CLAYEY SILT, DARK GRAYISH BROWN, VERY SLIGHTLY STIFF, VERY SLIGHTLY PLASTIC, MOIST
				0.8		CLAYEY SILT, STRONG BROWN, WITH GRAYISH BROWN MOTTLING, STIFF, SLIGHTLY PLASTIC TO PLASTIC, MOIST
	5			1.6		CLAYEY SILT AS ABOVE, TRACE VERY FINE SAND, TRACE BLACK NODULES
465				1.8	CL	SILTY CLAY, STRONG BROWN, WITH LIGHT GRAY, WITH BLACK NODULES (CRUMBLE WITH HAND PRESSURE), TRACE SUBROUNDED GRAVEL UP TO 1", VERY STIFF, PLASTIC, SLIGHTLY MOIST
	10			2.4		SILTY CLAY AS ABOVE, LITTLE FINE SAND, HARD, SLIGHTLY MOIST
				2.7		SANDY CLAY, STRONG BROWN, WITH LIGHT GRAY MOTTLING, TRACE LIGHT RED, TRACE BLACK NODULES
460	15			7.7		SANDY CLAY AS ABOVE, MOIST TO VERY MOIST
455				7.7	SC	CLAYEY SAND, STRONG BROWN, WITH LIGHT GRAY, LITTLE SANDY CLAY, FINE TO MEDIUM SAND, COHESIVE TO SLIGHTLY COHESIVE, VERY MOIST
	20			7.2	GC	CLAYEY SAND AS ABOVE, WET, SUBROUNDED GRAVEL UP TO 1" IN SHOE OF SAMPLER
450						SAND AND GRAVEL, STRONG BROWN, SUBROUNDED GRAVEL UP TO 1.5", MEDIUM TO COARSE SAND, SLIGHTLY COHESIVE TO COHESIVE, WET, INCREASING CLAY WITH DEPTH
	25				CL	WEATHERED SHALE AND CLAY, STRONG BROWN, SUBROUNDED GRAVEL UP TO 1.5", WITH TO SOME SAND AND GRAVEL, MEDIUM TO COARSE SAND, HARD, SLIGHTLY COHESIVE TO COHESIVE, VERY MOIST, SMOOTHER DRILLING NOTED AT 23-24' BGS TO TOTAL DEPTH
445						

Water Level: ▼

Well Construction: Flush Mount

▼ Static ground water

Report: WELL_LOG_REV_MKE; File: TUESDAY_12PM_NZ2.GPJ; 4/30/14

ENVIRON

2118 N. Tyler Road, Wichita, Kansas 67212

Site ID: IW-124	Date(s): **3/11/2014**
Location: **Fort Smith, Arkansas**	
Logged By: **N. Zurweller**	Checked By: **K. Stonestreet**
Contractor: **Able Environmental**	Purpose: **Injection Well**
Drilling Method: **Hollow Stem Auger**	GS Elevation: **473.97 amsl** / TOC Elevation: **473.69 amsl**
Sampling Method: **HSA Continuous Sampler**	North: **369345.53** / East: **591022.11**
Well Construction:	Borehole Dia.: **8.25 inches** / Total Depth: **25.1 feet**
Blank Casing: PVC 0 FT to 20.07 FT	Project Number: **3433253A**
Screen: Sch. 40 0.10 PVC 20.07 FT to 25.07 FT	Project Name: **Whirlpool Corporation**
Annular Fill: Cement Grout 0 FT to 16.07; Bentonite 16.07 FT to 18.07 FT; Sand 18.07 FT to 25.07 FT	Remarks:

Elevation (ft)	Depth (ft)	Recovery (feet)	Sample No.	PID (ppm)	Graphic Log	USCS Code	Material Description	Water Level	Well Construction (Flush Mount)
470	5	5		1.1		MH	CLAYEY SILT, DARK GRAYISH BROWN, VERY SLIGHTLY STIFF, VERY SLIGHTLY PLASTIC, MOIST		
				1.9			CLAYEY SILT, STRONG BROWN, WITH GRAYISH BROWN MOTTLING, STIFF, SLIGHTLY PLASTIC TO PLASTIC, MOIST		
				4.7			CLAYEY SILT AS ABOVE, TRACE VERY FINE SAND, TRACE BLACK NODULES		
465	10	5		6.7		CL	SILTY CLAY, STRONG BROWN, WITH LIGHT GRAY, WITH BLACK NODULES (CRUMBLE WITH HAND PRESSURE), TRACE SUBROUNDED GRAVEL UP TO 1", VERY STIFF, PLASTIC, SLIGHTLY MOIST		
				7.7			SILTY CLAY AS ABOVE, LITTLE FINE SAND, HARD, SLIGHTLY MOIST	▼	
460	15	5		14.1			SANDY CLAY, STRONG BROWN, WITH LIGHT GRAY MOTTLING, TRACE LIGHT RED, TRACE BLACK NODULES		
				14.2			SANDY CLAY AS ABOVE, MOIST TO VERY MOIST		
455	20	3		14.2		SC	CLAYEY SAND, STRONG BROWN, WITH LIGHT GRAY, LITTLE SANDY CLAY, FINE TO MEDIUM SAND, COHESIVE TO SLIGHTLY COHESIVE, VERY MOIST		
				15.8		GC	CLAYEY SAND AS ABOVE, WET, SUBROUNDED GRAVEL UP TO 1" IN SHOE OF SAMPLER		
450	25	3		20			SAND AND GRAVEL, STRONG BROWN, SUBROUNDED GRAVEL UP TO 1.5", MEDIUM TO COARSE SAND, SLIGHTLY COHESIVE TO COHESIVE, WET, INCREASING CLAY WITH DEPTH		
445						CL	WEATHERED SHALE AND CLAY, STRONG BROWN, WITH TO SOME SAND AND GRAVEL SUBROUNDED GRAVEL UP TO 1.5", MEDIUM TO COARSE SAND, HARD, VERY MOIST, SLIGHTLY COHESIVE TO COHESIVE		

▼ Static ground water

Report: WELL_LOG_REV_MKE; File: TUESDAY_12PM_NZ2.GPJ; 4/30/14

ENVIRON

2118 N. Tyler Road, Wichita, Kansas 67212

Site ID: IW-125		Date(s): **3/6/2014**	
Location: **Fort Smith, Arkansas**			
Logged By: **N. Zurweller**		Checked By: **K. Stonestreet**	
Contractor: **Able Environmental**		Purpose: **Injection Well**	
Drilling Method: **Hollow Stem Auger**		GS Elevation: **473.99 amsl**	TOC Elevation: **473.65 amsl**
Sampling Method: **HSA Continuous Sampler**		North: **368982.35**	East: **590988.93**
Well Construction:		Borehole Dia.: **8.25 inches**	Total Depth: **29.0 feet**
Blank Casing: PVC	0 FT to 23.96FT	Project Number: **3433253A**	
Screen: Sch. 40 0.10 PVC	23.96 FT to 28.96 FT	Project Name: **Whirlpool Corporation**	
Annular Fill: Cement Grout	0 FT to 19.96 FT	Remarks:	
Bentonite	19.96 FT to 21.96 FT		
Sand	21.96 FT to 28.96 FT		

Elevation (ft)	Depth (ft)	Recovery (feet)	Sample No.	PID (ppm)	Graphic Log	USCS Code	Material Description	Water Level	Well Construction
							CONCRETE		Flush Mount
							SUBBASE GRAVEL AND FILL		
		2		7.1		CL	SILTY CLAY, STRONG BROWN, LITTLE LIGHT GRAY MOTTLING, LITTLE RED MOTTLING, WITH BLACK NODULES, LITTLE SUBROUNDED GRAVEL UP TO 1/4", SLIGHTLY STIFF TO STIFF, SLIGHTLY PLASTIC TO PLASTIC, MOIST		
470	5								
		5		6.6			SILTY CLAY AS ABOVE, SOME TO LITTLE BLACK NODULES, SOME VERY FINE SAND,		
				28.2			SILTY CLAY AS ABOVE, SOME GRAY MOTTLING		
465	10								
		5		12.2			SANDY CLAY, STRONG BROWN, WITH LIGHT GRAY MOTTLING, LITTLE BLACK NODULES, FINE SAND, STIFF, COHESIVE, SLIGHTLY MOIST	▼	
460				16.5					
	15					SC	CLAYEY SAND, STRONG BROWN, FINE SAND, SLIGHTLY STIFF, COHESIVE, SLIGHTLY MOIST		
		5		27.2			CLAYEY SAND AS ABOVE, WITH GRAY MOTTLING, LITTLE BLACK NODULES, MOIST TO VERY MOIST, WET AT 15.7-16.0' BGS, 16.6-16.9' BGS, AND 18.7-19.3' BGS		
455				27.2					
	20					CL	CLAYEY SAND AS ABOVE, WET		
		5		23.6		SC	SANDY CLAY, STRONG BROWN, WITH LIGHT GRAY MOTTLING, LITTLE BLACK NODULES, FINE SAND, STIFF, COHESIVE, VERY MOIST TO WET		
450				25.9		GC	CLAYEY SAND, STRONG BROWN, FINE SAND, SLIGHTLY STIFF COHESIVE, WET		
	25						SAND AND GRAVEL, STRONG BROWN, WITH CLAY, SUBROUNDED GRAVEL UP TO 1", SLIGHTLY COHESIVE, VERY MOIST TO WET		
		3.5		21.4			SAND AND GRAVEL AS ABOVE, INCREASING CLAY WITH DEPTH		
				29.2		CL	SANDY CLAY AND GRAVEL, STRONG BROWN, SUBROUNDED GRAVEL UP TO 1", MEDIUM TO COARSE SAND, COHESIVE, VERY MOIST		
445									

▼ Static ground water

Report: WELL_LOG_REV_MKE; File: TUESDAY_12PM_NZ2.GPJ; 4/30/14

ENVIRON

2118 N. Tyler Road, Wichita, Kansas 67212

Site ID: IW-126	Date(s): **3/7/2014**
Location: **Fort Smith, Arkansas**	
Logged By: **N. Zurweller**	Checked By: **K. Stonestreet**
Contractor: **Able Environmental**	Purpose: **Injection Well**
Drilling Method: **Hollow Stem Auger**	GS Elevation: **474.02 amsl** / TOC Elevation: **473.77 amsl**
Sampling Method: **Soil Cuttings**	North: **368976.42** / East: **590993.58**
Well Construction:	Borehole Dia.: **8.25 inches** / Total Depth: **28.7 feet**
Blank Casing: PVC 0 FT to 23.71 FT	Project Number: **3433253A**
Screen: Sch. 40 0.10 PVC 23.71 FT to 28.71 FT	Project Name: **Whirlpool Corporation**
Annular Fill: Cement Grout 0 FT to 19.71 FT; Bentonite 19.71 FT to 21.71 FT; Sand 21.71 FT to 28.71 FT	Remarks:

Elevation (ft)	Depth (ft)	Recovery (feet)	Sample No.	PID (ppm)	Graphic Log	USCS Code	Material Description	Water Level	Well Construction
							CONCRETE		Flush Mount
				3.7		CL	SUBBASE GRAVEL AND FILL		
							SILTY CLAY, STRONG BROWN, LITTLE LIGHT GRAY MOTTLING, WITH BLACK NODULES, LITTLE SUBROUNDED GRAVEL UP TO 1/4", SLIGHTLY STIFF TO STIFF, SLIGHTLY PLASTIC TO PLASTIC, MOIST		
470				4.9					
	5						SILTY CLAY AS ABOVE, LITTLE BLACK NODULES, SOME VERY FINE SAND, TRACE SUBROUNDED GRAVEL UP TO 1/4", VERY STIFF		
				7.2					
465				7.1					
	10						SANDY CLAY, STRONG BROWN, WITH LIGHT GRAY MOTTLING, LITTLE BLACK NODULES, FINE SAND, STIFF, COHESIVE, SLIGHTLY MOIST	▼	
460				4.8					
	15					SC	CLAYEY SAND, STRONG BROWN, FINE SAND, SLIGHTLY STIFF, COHESIVE, SLIGHTLY MOIST		
				3.8			SAND AS ABOVE, WITH GRAY MOTTLING, LITTLE CLAYEY BLACK NODULES, VERY MOIST		
455				5.1					
	20						CLAYEY SAND AS ABOVE, VERY MOIST TO WET		
				5.1					
						GC	SAND AND GRAVEL, STRONG BROWN, WITH CLAY, SUBROUNDED GRAVEL UP TO 1", SLIGHTLY COHESIVE, VERY MOIST		
450				3.6					
	25						SAND AND GRAVEL AS ABOVE, INCREASING CLAY WITH DEPTH		
				5.1					
						CL	CLAY AND WEATHERED SHALE, STRONG BROWN, BROWNISH YELLOW AND YELLOWISH BROWN LAYERING, SOME REDDISH BROWN MOTTLING, SOME SUBROUNDED GRAVEL UP TO 2", LITTLE		
445									

▼ Static ground water

Report: WELL_LOG_REV_MKE; File: TUESDAY_12PM_NZ2.GPJ; 4/30/14

ENVIRON

2118 N. Tyler Road, Wichita, Kansas 67212

Site ID: IW-126

Project Name: **Whirlpool Corporation**

Project Number: **3433253A**

Elevation (ft)	Depth (ft)	Recovery (feet)	Sample No.	PID (ppm)	Graphic Log	USCS Code	Material Description	Water Level	Well Construction
							BLACK STREAKING AND BLACK NODULES, LAMINATED, HARD, CRUMBLES, MOIST		
440	35								
435	40								
430	45								
425	50								
420	55								
415	60								
410	65								
405									

▼ Static ground water

Report: WELL_LOG_REV_MKE; File: TUESDAY_12PM_NZ2.GPJ; 4/30/14

ENVIRON

2118 N. Tyler Road, Wichita, Kansas 67212

Site ID: IW-127	Date(s): **3/7/2014**
Location: **Fort Smith, Arkansas**	
Logged By: **N. Zurweller**	Checked By: **K. Stonestreet**
Contractor: **Able Environmental**	Purpose: **Injection Well**
Drilling Method: **Hollow Stem Auger**	GS Elevation: **473.98 amsl** / TOC Elevation: **473.61 amsl**
Sampling Method: **Soil Cuttings**	North: **368971.87** / East: **590988.77**
Borehole Dia.: **8.25 inches**	Total Depth: **29.0 feet**
Project Number: **3433253A**	
Project Name: **Whirlpool Corporation**	
Remarks:	

Well Construction:

Blank Casing:	PVC	0 FT to 23.07 FT
Screen:	Sch. 40 0.10 PVC	23.07 FT to 28.07 FT
Annular Fill:	Cement Grout	0 FT to 19.07 FT
	Bentonite	19.07 FT to 21.07 FT
	Sand	21.07 FT to 28.07 FT

Elevation (ft)	Depth (ft)	Recovery (feet)	Sample No.	PID (ppm)	USCS Code	Material Description
						CONCRETE
						SUBBASE GRAVEL AND FILL
				2	CL	SILTY CLAY, STRONG BROWN, LITTLE LIGHT GRAY MOTTLING, WITH BLACK NODULES, LITTLE SUBROUNDED GRAVEL UP TO 1/4", SLIGHTLY STIFF TO STIFF, SLIGHTLY PLASTIC TO PLASTIC, MOIST
470				4.2		
	5					SILTY CLAY AS ABOVE, LITTLE BLACK NODULES, TRACE SUBROUNDED GRAVEL UP TO 1/4", SOME VERY FINE SAND, VERY STIFF
				5.6		
465				5.4		
	10					SANDY CLAY, STRONG BROWN, WITH LIGHT GRAY MOTTLING, LITTLE BLACK NODULES, FINE SAND, STIFF, COHESIVE, SLIGHTLY MOIST
				5.2		
460				6.1		
	15				SC	CLAYEY SAND, STRONG BROWN, FINE SAND, SLIGHTLY STIFF, COHESIVE, SLIGHTLY MOIST
				2.8		CLAYEY SAND AS ABOVE, WITH GRAY MOTTLING, LITTLE BLACK NODULES, MOIST TO VERY MOIST, WET AT 16.4-17.0' BGS
455				3		
	20					CLAYEY SAND AS ABOVE, VERY MOIST TO WET
				4.1		
					GC	SAND AND GRAVEL, STRONG BROWN, WITH CLAY, SUBROUNDED GRAVEL UP TO 1", SLIGHTLY COHESIVE, VERY MOIST
450				4.7		
	25					SAND AND GRAVEL AS ABOVE, INCREASING CLAY WITH DEPTH
445					CL	CLAY AND WEATHERED SHALE, STRONG BROWN, BROWNISH YELLOW AND YELLOWISH BROWN LAYERING, SOME REDDISH

Water Level: ▼

Well Construction: Flush Mount

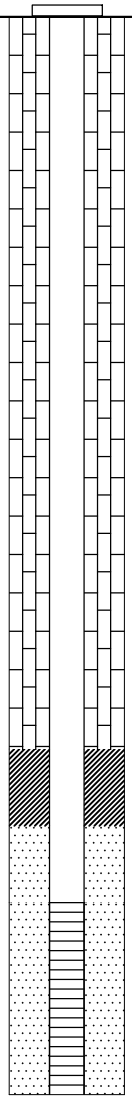

▼ Static ground water

Report: WELL_LOG_REV_MKE; File: TUESDAY_12PM_NZ2.GPJ; 4/30/14

ENVIRON

2118 N. Tyler Road, Wichita, Kansas 67212

Site ID: IW-127

Project Name: **Whirlpool Corporation**

Project Number: **3433253A**

Elevation (ft)	Depth (ft)	Recovery (feet)	Sample No.	PID (ppm)	Graphic Log	USCS Code	Material Description	Water Level	Well Construction
							BROWN MOTTLING, SOME SUBROUNDED GRAVEL UP TO 2", LITTLE BLACK STREAKING AND BLACK NODULES, LAMINATED, HARD, CRUMBLES, MOIST		
440	35								
435	40								
430	45								
425	50								
420	55								
415	60								
410	65								
405									

▼ Static ground water

Report: WELL_LOG_REV_MKE; File: TUESDAY_12PM_NZ2.GPJ; 4/30/14

ENVIRON

2118 N. Tyler Road, Wichita, Kansas 67212

Site ID: IW-128	Date(s): **3/7/2014**
Location: **Fort Smith, Arkansas**	
Logged By: **N. Zurweller**	Checked By: **K. Stonestreet**
Contractor: **Able Environmental**	Purpose: **Injection Well**
Drilling Method: **Hollow Stem Auger**	GS Elevation: **473.89 amsl** / TOC Elevation: **473.43 amsl**
Sampling Method: **Soil Cuttings**	North: **368981.55** / East: **590980.48**
Well Construction:	Borehole Dia.: **8.25 inches** / Total Depth: **28.6 feet**
Blank Casing: PVC 0 FT to 23.61 FT	Project Number: **3433253A**
Screen: Sch. 40 0.10 PVC 23.61 FT to 28.61 FT	Project Name: **Whirlpool Corporation**
Annular Fill: Cement Grout 0 FT to 19.61 FT; Bentonite 19.61 FT to 21.61 FT; Sand 21.61 FT to 28.61 FT	Remarks:

Elevation (ft)	Depth (ft)	PID (ppm)	USCS Code	Material Description
				CONCRETE
			CL	SUBBASE GRAVEL AND FILL
		7.2		SILTY CLAY, STRONG BROWN, LITTLE LIGHT GRAY MOTTLING, WITH BLACK NODULES, LITTLE SUBROUNDED GRAVEL UP TO 1/4", SLIGHTLY STIFF TO STIFF, SLIGHTLY PLASTIC TO PLASTIC, MOIST
470		12.1		
	5			SILTY CLAY AS ABOVE, LITTLE BLACK NODULES, SOME VERY FINE SAND, TRACE SUBROUNDED GRAVEL UP TO 1/4", VERY STIFF
		27.3		
465		23.9		
	10			SANDY CLAY, STRONG BROWN, WITH LIGHT GRAY MOTTLING, LITTLE BLACK NODULES, FINE SAND, STIFF, COHESIVE, SLIGHTLY MOIST
		11.6		
460		11		
	15		SC	CLAYEY SAND, STRONG BROWN, FINE SAND, SLIGHTLY STIFF, COHESIVE, SLIGHTLY MOIST
		15.9		CLAYEY SAND AS ABOVE, WITH GRAY MOTTLING, LITTLE BLACK NODULES, VERY MOIST
455		15.9		
	20			CLAYEY SAND AS ABOVE, VERY MOIST TO WET
		11		
			GC	SAND AND GRAVEL, STRONG BROWN, WITH CLAY, SUBROUNDED GRAVEL UP TO 1", SLIGHTLY COHESIVE, VERY MOIST
450		13.6		
	25			SAND AND GRAVEL AS ABOVE, INCREASING CLAY WITH DEPTH
			CL	CLAY AND WEATHERED SHALE, BROWN, BROWNISH YELLOW AND YELLOWISH BROWN LAYERING, SOME REDDISH BROWN MOTTLING, SOME SUBROUNDED GRAVEL UP TO 2", LITTLE BLACK STREAKING AND BLACK NODULES, LAMINATED, HARD, CRUMBLES,
445				

Water Level: ▼

Well Construction: Flush Mount

▼ Static ground water

Report: WELL_LOG_REV_MKE; File: TUESDAY_12PM_NZ2.GPJ; 4/30/14

ENVIRON

2118 N. Tyler Road, Wichita, Kansas 67212

Site ID: IW-128

Project Name: **Whirlpool Corporation**

Project Number: **3433253A**

Elevation (ft)	Depth (ft)	Recovery (feet)	Sample No.	PID (ppm)	Graphic Log	USCS Code	Material Description	Water Level	Well Construction
							MOIST		
440	35								
435	40								
430	45								
425	50								
420	55								
415	60								
410	65								
405									

▼ Static ground water

Report: WELL_LOG_REV_MKE; File: TUESDAY_12PM_NZ2.GPJ; 4/30/14

ENVIRON

2118 N. Tyler Road, Wichita, Kansas 67212

Site ID: IW-129	Date(s): **3/6/2014**
Location: **Fort Smith, Arkansas**	
Logged By: **N. Zurweller**	Checked By: **K. Stonestreet**
Contractor: **Able Environmental**	Purpose: **Injection Well**
Drilling Method: **Hollow Stem Auger**	GS Elevation: **473.94 amsl** / TOC Elevation: **473.54 amsl**
Sampling Method: **HSA Continuous Sampler**	North: **368977.04** / East: **590988.53**
Well Construction:	Borehole Dia.: **8.25 inches** / Total Depth: **29.6 feet**
Blank Casing: PVC 0 FT to 24.55 FT	Project Number: **3433253A**
Screen: Sch. 40 0.10 PVC 24.55 FT to 29.55 FT	Project Name: **Whirlpool Corporation**
Annular Fill: Cement Grout 0 FT to 20.55 FT; Bentonite 20.55 FT to 22.55 FT; Sand 22.55 FT to 24.55 FT	Remarks:

Elevation (ft)	Depth (ft)	Recovery (feet)	Sample No.	PID (ppm)	Graphic Log	USCS Code	Material Description	Water Level	Well Construction
							CONCRETE		Flush Mount
				4.8		CL	SUBBASE GRAVEL AND FILL		
470	5	2.1		4.9			SILTY CLAY, STRONG BROWN, LITTLE LIGHT GRAY MOTTLING, WITH BLACK NODULES, LITTLE SUBROUNDED GRAVEL UP TO 1/4", SLIGHTLY STIFF TO STIFF, SLIGHTLY PLASTIC TO PLASTIC, MOIST		
465	10	5		17.1			SILTY CLAY AS ABOVE, LITTLE BLACK NODULES, TRACE SUBROUNDED GRAVEL UP TO 1/4", SOME VERY FINE SAND, VERY STIFF		
				10.3					
460	15	5		13.3			SANDY CLAY, STRONG BROWN, WITH LIGHT GRAY MOTTLING, LITTLE BLACK NODULES, FINE SAND, STIFF, COHESIVE, SLIGHTLY MOIST	▼	
				16.9		SC	CLAYEY SAND, STRONG BROWN, FINE SAND, SLIGHTLY STIFF, COHESIVE, SLIGHTLY MOIST		
				8.4			CLAYEY SAND AS ABOVE, WITH GRAY MOTTLING, LITTLE BLACK NODULES, MOIST TO VERY MOIST, WET AT 16.4-17.0' BGS		
455	20	3.6		8.4			CLAYEY SAND AS ABOVE, VERY MOIST TO WET		
				26.6		GC	SAND AND GRAVEL, STRONG BROWN, WITH CLAY, SUBROUNDED GRAVEL UP TO 1", SLIGHTLY COHESIVE, VERY MOIST		
450	25	3.9		8.5			SAND AND GRAVEL AS ABOVE, INCREASING CLAY WITH DEPTH		
				39.6					
445		3.6		20.3		CL	CLAY AND WEATHERED SHALE, STRONG BROWN, BROWNISH YELLOW AND YELLOWISH BROWN LAYERING, SOME REDDISH BROWN MOTTLING, SOME SUBROUNDED GRAVEL UP TO 2", LITTLE		

▼ Static ground water

Report: WELL_LOG_REV_MKE; File: TUESDAY_12PM_NZ2.GPJ; 4/30/14

ENVIRON

2118 N. Tyler Road, Wichita, Kansas 67212

Site ID: IW-129

Project Name: **Whirlpool Corporation**

Project Number: **3433253A**

Elevation (ft)	Depth (ft)	Recovery (feet)	Sample No.	PID (ppm)	Graphic Log	USCS Code	Material Description	Water Level	Well Construction
							BLACK STREAKING AND BLACK NODULES, LAMINATED, HARD, CRUMBLES, MOIST		
440	35								
435	40								
430	45								
425	50								
420	55								
415	60								
410	65								
405									

▼ Static ground water

Report: WELL_LOG_REV_MKE; File: TUESDAY_12PM_NZ2.GPJ; 4/30/14

ENVIRON

2118 N. Tyler Road, Wichita, Kansas 67212

Site ID: IW-130		Date(s): **2/27/2014**	
Location: **Fort Smith, Arkansas**			
Logged By: **N. Zurweller**		Checked By: **K. Stonestreet**	
Contractor: **Mohawk Drilling**		Purpose: **Injection Well**	
Drilling Method: **Hollow Stem Auger**		GS Elevation: **475.84 amsl**	TOC Elevation: **475.58 amsl**
Sampling Method: **HSA Continuous Sampler**		North: **369185.71**	East: **590923.87**
Well Construction:		Borehole Dia.: **8.25 inches**	Total Depth: **28.4 feet**
Blank Casing: PVC	0 FT to 23.38 FT	Project Number: **3433253A**	
Screen: Sch. 40 0.10 PVC	23.38 FT to 28.38 FT	Project Name: **Whirlpool Corporation**	
Annular Fill: Cement Grout	0 FT to 19.38 FT	Remarks:	
Bentonite	19.38 FT to 21.38 FT		
Sand	21.38 FT to 28.38 FT		

Elevation (ft)	Depth (ft)	Recovery (feet)	Sample No.	PID (ppm)	Graphic Log	USCS Code	Material Description	Water Level	Well Construction
475							ASPHALT		Flush Mount
							SUBBASE GRAVEL AND FILL		
		4		3.2		MH	CLAYEY SILT, DARK GRAYISH BROWN, LITTLE YELLOWISH BROWN MOTTLING, SLIGHTLY STIFF, SLIGHTLY TO VERY SLIGHTLY PLASTIC, SLIGHTLY MOIST		
				4			CLAYEY SILT, STRONG BROWN, SOME LIGHT GRAY MOTTLING, SOME RED MOTTLING, LITTLE SUBROUNDED GRAVEL UP TO 1/4", LITTLE BLACK NODULES, SLIGHTLY STIFF, SLIGHTLY PLASTIC TO PLASTIC, SLIGHTLY MOIST		
	5								
470		5		3.4		CL	CLAYEY SILT AS ABOVE, SOME BLACK NODULES (CRUMBLE WITH HAND PRESSURE)		
				3.5			SILTY CLAY, STRONG BROWN, SOME LIGHT GRAY MOTTLING, LITTLE SUBROUNDED GRAVEL UP TO 1/8", TRACE VERY FINE SAND, WITH BLACK NODULES, (CRUMBLE WITH HAND PRESSURE), STIFF, SLIGHTLY PLASTIC TO PLASTIC, SLIGHTLY MOIST		
	10								
465		5		6.4			SILTY CLAY AS ABOVE, WET 10.0-10.3' BGS, THEN MOIST TO VERY MOIST	▼	
				5.2					
	15								
460		5		12.1			SANDY CLAY, STRONG BROWN, SOME LIGHT GRAY MOTTLING, TRACE BLACK NODULES, FINE TO MEDIUM SAND, STIFF TO SLIGHTLY STIFF, COHESIVE, SLIGHTLY PLASTIC, MOIST		
				12.1			SANDY CLAY AS ABOVE, INCREASING SAND WITH DEPTH		
	20					SC	CLAYEY SAND, STRONG BROWN, LITTLE BLACK NODULES, FINE TO MEDIUM SAND, SLIGHTLY COHESIVE TO COHESIVE, VERY SLIGHTLY TO SLIGHTLY STIFF, MOIST TO VERY MOIST		
455		1.5		5.8			CLAYEY SAND AS ABOVE, WET		
							SAND, STRONG BROWN, WITH CLAY, LITTLE SUBROUNDED GRAVEL UP TO 1/8", MEDIUM TO COARSE SAND, VERY SLIGHTLY COHESIVE, WET		
	25								
450				12.4		GC	SAND AND GRAVEL, STRONG BROWN, SUBROUNDED GRAVEL UP TO 1", MEDIUM TO COARSE SAND, SLIGHTLY COHESIVE TO COHESIVE, WET		
		2.4		16.1			SAND AND GRAVEL AS ABOVE, WITH CLAY, TRACE WEATHERED SHALE, VERY MOIST TO WET		

▼ Static ground water

Report: WELL_LOG_REV_MKE; File: TUESDAY_12PM_NZ2.GPJ; 4/30/14

ENVIRON

2118 N. Tyler Road, Wichita, Kansas 67212

Site ID: IW-131		Date(s): **3/12/2014**	
Location: **Fort Smith, Arkansas**			
Logged By: **N. Zurweller**		Checked By: **K. Stonestreet**	
Contractor: **Able Environmental**		Purpose: **Injection Well**	
Drilling Method: **Hollow Stem Auger**		GS Elevation: **473.89 amsl**	TOC Elevation: **473.37 amsl**
Sampling Method: **HSA Continuous Sampler**		North: **369339.16**	East: **591006.34**
Well Construction:		Borehole Dia.: **8.25 inches**	Total Depth: **24.7 feet**
Blank Casing: PVC	0 FT to 19.72 FT	Project Number: **3433253A**	
Screen: Sch. 40 0.10 PVC	19.72 FT to 24.72 FT	Project Name: **Whirlpool Corporation**	
Annular Fill: Cement Grout Bentonite Sand	0 FT to 15.72 15.72 FT to 17.72 FT 17.72 FT to 24.72 FT	Remarks:	

Elevation (ft)	Depth (ft)	Recovery (feet)	Sample No.	PID (ppm)	USCS Code	Material Description	Water Level	Well Construction
					MH	CLAYEY SILT, DARK GRAYISH BROWN, SOME DARK BROWN MOTTLING, VERY SLIGHTLY TO SLIGHTLY STIFF, VERY SLIGHTLY TO SLIGHTLY PLASTIC, MOIST		Flush Mount
		2.7			CL	SILTY CLAY, STRONG BROWN, WITH GRAYISH BROWN MOTTLING, SOME REDDISH BROWN MOTTLING, TRACE SUBROUNDED GRAVEL UP TO 1/4", STIFF, PLASTIC, MOIST TO VERY MOIST		
470	5							
		5		0.5		SILTY CLAY AS ABOVE, LITTLE BLACK NODULES, MOIST, LIGHT GRAY FROM 6.5-7.0' BGS		
465				0.9		SILTY CLAY, STRONG BROWN, LITTLE LIGHT GRAY MOTTLING, WITH BLACK NODULES (CRUMBLE WITH HAND PRESSURE), LITTLE SUBROUNDED GRAVEL UP TO 1/4", TRACE FINE SAND, VERY STIFF, PLASTIC, VERY SLIGHTLY MOIST		
	10					SILTY CLAY AS ABOVE, LITTLE FINE SAND	▼	
		5		1.3		SANDY CLAY, STRONG BROWN, WITH LIGHT GRAY MOTTLING, LITTLE TO SOME BLACK NODULES, TRACE SUBROUNDED GRAVEL UP TO 1/4", FINE SAND, VERY STIFF, PLASTIC, VERY SLIGHTLY MOIST		
460				3.4				
	15				SC	CLAYEY SAND, STRONG BROWN AND LIGHT GRAY, LITTLE BLACK NODULES, FINE TO MEDIUM SAND, COHESIVE, SLIGHTLY STIFF, VERY MOIST, WET FROM 16.5-17.5' BGS AND 18.8-19.5' BGS		
		5		2.8				
455				2.8				
	20				GC	CLAYEY SAND AS ABOVE, WITH SUBROUNDED GRAVEL UP TO 1/2", MEDIUM TO COARSE SAND		
		3		9.8		SAND AND GRAVEL, STRONG BROWN, WITH CLAY, SUBROUNDED GRAVEL UP TO 1", MEDIUM TO COARSE SAND, SLIGHTLY COHESIVE, WET, INCREASING CLAY WITH DEPTH		
450				6.8	CL	WEATHERED SHALE AND CLAY, STRONG BROWN, WITH SAND AND GRAVEL, SUBROUNDED GRAVEL UP TO 1", MEDIUM TO COARSE SAND, SLIGHTLY STIFF TO STIFF, COHESIVE, VERY MOIST		
	25							
445								

▼ Static ground water

Report: WELL_LOG_REV_MKE; File: TUESDAY_12PM_NZ2.GPJ; 4/30/14

Appendix B
Reagent Material Safety Data Sheets

MATERIAL SAFETY DATA SHEET

Klozur®

MSDS Ref. No.: 7775-27-1-12
Date Approved: 05/13/2009
Revision No.: 5

This document has been prepared to meet the requirements of the U.S. OSHA Hazard Communication Standard, 29 CFR 1910.1200 and Canada's Workplace Hazardous Materials Information System (WHMIS) requirements.

1. PRODUCT AND COMPANY IDENTIFICATION

PRODUCT NAME:	Klozur®
SYNONYMS:	Sodium Persulfate, Sodium Peroxydisulfate; Disodium Peroxydisulfate
GENERAL USE:	In situ and ex situ chemical oxidation of contaminants and compounds of concern for environmental remediation applications.

MANUFACTURER

FMC CORPORATION
FMC Peroxygens
1735 Market Street
Philadelphia, PA 19103
(215) 299-6000 (General Information)
msdsinfo@fmc.com (Email - General Information)

EMERGENCY TELEPHONE NUMBERS

(303) 595-9048 (Medical - U.S. - Call Collect)

For leak, fire, spill, or accident emergencies, call:
(800) 424-9300 (CHEMTREC - U.S.A. & Canada)

2. HAZARDS IDENTIFICATION

EMERGENCY OVERVIEW:

- White, odorless, crystals
- Oxidizer.
- Decomposes in storage under conditions of moisture (water/water vapor) and/or excessive heat causing release of oxides of sulfur and oxygen that supports combustion. Decomposition could form a high temperature melt. See Section 10 ("Stability and Reactivity").

POTENTIAL HEALTH EFFECTS: Airborne persulfate dust may be irritating to eyes, nose, lungs, throat and skin upon contact. Exposure to high levels of persulfate dust may cause difficulty in breathing in sensitive persons.

3. COMPOSITION / INFORMATION ON INGREDIENTS

Chemical Name	CAS#	Wt.%	EC No.	EC Class
Sodium Persulfate	7775-27-1	>99	231-892-1	Xn-O; R8-R22-R36/37/38-R42/43

4. FIRST AID MEASURES

EYES: Flush with plenty of water. Get medical attention if irritation occurs and persists.

SKIN: Wash with plenty of soap and water. Get medical attention if irritation occurs and persists.

INGESTION: Rinse mouth with water. Dilute by giving 1 or 2 glasses of water. Do not induce vomiting. Never give anything by mouth to an unconscious person. See a medical doctor immediately.

INHALATION: Remove to fresh air. If breathing difficulty or discomfort occurs and persists, contact a medical doctor.

NOTES TO MEDICAL DOCTOR: This product has low oral toxicity and is not irritating to the eyes and skin. Flooding of exposed areas with water is suggested. For gastric lavage or emesis induction, consider the possible aggravation of esophageal injury, and the expected absence of system effects. Treatment is controlled removal of exposure followed by symptomatic and supportive care.

5. FIRE FIGHTING MEASURES

EXTINGUISHING MEDIA: Deluge with water.

FIRE / EXPLOSION HAZARDS: Product is non-combustible. On decomposition releases oxygen which may intensify fire. Presence of water accelerates decomposition.

FIRE FIGHTING PROCEDURES: Do not use carbon dioxide or other gas filled fire extinguishers; they will have no effect on decomposing persulfates. Wear full protective clothing and self-contained breathing apparatus.

FLAMMABLE LIMITS: Non-combustible

SENSITIVITY TO IMPACT: No data available

SENSITIVITY TO STATIC DISCHARGE: Not available

6. ACCIDENTAL RELEASE MEASURES

RELEASE NOTES: Spilled material should be collected and put in approved DOT container and isolated for disposal. Isolated material should be monitored for signs of decomposition (fuming/smoking). If spilled material is wet, dissolve with large quantity of water and dispose as a hazardous waste. All disposals should be carried out according to regulatory agencies procedures.

7. HANDLING AND STORAGE

HANDLING: Use adequate ventilation when transferring product from bags or drums. Wear respiratory protection if ventilation is inadequate or not available. Use eye and skin protection. Use clean plastic or stainless steel scoops only.

STORAGE: Store (unopened) in a cool, clean, dry place away from point sources of heat, e.g. radiant heaters or steam pipes. Use first in, first out storage system. Avoid contamination of opened product. In case of fire or decomposition (fuming/smoking) deluge with plenty of water to control decomposition. For storage, refer to NFPA Bulletin 430 on storage of liquid and solid oxidizing materials.

COMMENTS: VENTILATION: Provide mechanical general and/or local exhaust ventilation to prevent release of dust into work environment. Spills should be collected into suitable containers to prevent dispersion into the air.

8. EXPOSURE CONTROLS / PERSONAL PROTECTION

EXPOSURE LIMITS

Chemical Name	ACGIH	OSHA	Supplier
Sodium Persulfate	0.1 mg/m^3 (TWA)		

ENGINEERING CONTROLS: Provide mechanical local general room ventilation to prevent release of dust into the work environment. Remove contaminated clothing immediately and wash before reuse.

PERSONAL PROTECTIVE EQUIPMENT

EYES AND FACE: Use cup type chemical goggles. Full face shield may be used.

RESPIRATORY: Use approved dust respirator when airborne dust is expected.

PROTECTIVE CLOTHING: Normal work clothes. Rubber or neoprene footwear.

GLOVES: Rubber or neoprene gloves. Thoroughly wash the outside of gloves with soap and water prior to removal. Inspect regularly for leaks.

9. PHYSICAL AND CHEMICAL PROPERTIES

ODOR:	None
APPEARANCE:	White crystals
AUTOIGNITION TEMPERATURE:	Not applicable. No evidence of combustion up to 800°C. Decomposition will occur upon heating.
BOILING POINT:	Not applicable
COEFFICIENT OF OIL / WATER:	Not applicable
DENSITY / WEIGHT PER VOLUME:	Not available
EVAPORATION RATE:	Not applicable (Butyl Acetate = 1)
FLASH POINT:	Non-combustible
MELTING POINT:	Decomposes
ODOR THRESHOLD:	Not applicable
OXIDIZING PROPERTIES:	Oxidizer
PERCENT VOLATILE:	Not applicable
pH:	typically 5.0 - 7.0 @ 25 °C (1% solution)
SOLUBILITY IN WATER:	73 % @ 25 °C (by wt.)
SPECIFIC GRAVITY:	2.6 (H_2O=1)
VAPOR DENSITY:	Not applicable (Air = 1)
VAPOR PRESSURE:	Not applicable

10. STABILITY AND REACTIVITY

CONDITIONS TO AVOID:	Heat, moisture and contamination.
STABILITY:	Stable (becomes unstable in presence of heat, moisture and/or contamination).
POLYMERIZATION:	Will not occur
INCOMPATIBLE MATERIALS:	Acids, alkalis, halides (fluorides, chlorides, bromides and iodides), combustible materials, most metals and heavy metals, oxidizable materials, other oxidizers, reducing agents, cleaners, and organic or carbon containing compounds. Contact

with incompatible materials can result in a material decomposition or other uncontrolled reactions.

HAZARDOUS DECOMPOSITION PRODUCTS: Oxygen that supports combustion and oxides of sulfur.

COMMENTS: PRECAUTIONARY STATEMENT: Pumping and transport of Klozur persulfate requires appropriate precautions and design considerations for pressure and thermal relief.

Decomposing persulfates will evolve large volumes of gas and/or vapor, can accelerate exponentially with heat generation, and create significant and hazardous pressures if contained and not properly controlled or mitigated.

Use with alcohols in the presence of water has been demonstrated to generate conditions that require rigorous adherence to process safety methods and standards to prevent escalation to an uncontrolled reaction.

---

11. TOXICOLOGICAL INFORMATION

EYE EFFECTS: Non-irritating (rabbit) [FMC Ref. ICG/T-79.029]

SKIN EFFECTS: Non-irritating (rabbit) [FMC Ref. ICG/T-79.029]

DERMAL LD_{50}: > 10 g/kg [FMC Ref. ICG/T-79.029]

ORAL LD_{50}: 895 mg/kg (rat) [FMC Ref. ICG/T-79.029]

INHALATION LC_{50}: 5.1 mg/l (rat) [FMC Ref. I95-2017]

SENSITIZATION: May be sensitizing to allergic persons. [FMC Ref. ICG/T-79.029]

TARGET ORGANS: Eyes, skin, respiratory passages

ACUTE EFFECTS FROM OVEREXPOSURE: Dust may be harmful and irritating. May be harmful if swallowed.

CHRONIC EFFECTS FROM OVEREXPOSURE: Sensitive persons may develop dermatitis and asthma [Respiration 38:144, 1979]. Groups of male and female rats were fed 0, 300 or 3000 ppm sodium persulfate in the diet for 13 weeks, followed by 5000 ppm for 5 weeks. Microscopic examination of tissues revealed some injury to the gastrointestinal tract at the high dose (3000 ppm) only. This effect is not unexpected for an oxidizer at high concentrations. [Ref. FMC I90-1151, Toxicologist 1:149, 1981].

CARCINOGENICITY:

NTP:	Not listed
IARC:	Not listed
OSHA:	Not listed
OTHER:	ACGIH: Not listed

---

12. ECOLOGICAL INFORMATION

ECOTOXICOLOGICAL INFORMATION:

Bluegill sunfish, 96-hour LC_{50} = 771 mg/L [FMC Study I92-1250]
Rainbow trout, 96-hour LC_{50} = 163 mg/L [FMC Study I92-1251]
Daphnia, 48-hour LC_{50} = 133 mg/L [FMC Study I92-1252]
Grass shrimp, 96-hour LC_{50} = 519 mg/L [FMC Study I92-1253]

CHEMICAL FATE INFORMATION: Biodegradability does not apply to inorganic substances.

---

13. DISPOSAL CONSIDERATIONS

DISPOSAL METHOD: Dispose as a hazardous waste in accordance with local, state and federal regulatory agencies.

---

14. TRANSPORT INFORMATION

U.S. DEPARTMENT OF TRANSPORTATION (DOT)

PROPER SHIPPING NAME:	Sodium Persulfate
PRIMARY HAZARD CLASS / DIVISION:	5.1 (Oxidizer)
UN/NA NUMBER:	UN 1505
PACKING GROUP:	III
LABEL(S):	5.1 (Oxidizer)
PLACARD(S):	5.1 (Oxidizer)
MARKING(S):	Sodium Persulfate, UN 1505
ADDITIONAL INFORMATION:	Hazardous Substance/RQ: Not applicable

49 STCC Number: 4918733

This material is shipped in 225 lb. fiber drums, 55 lb. poly bags and 1000 - 2200 lb. IBC's (supersacks).

INTERNATIONAL MARITIME DANGEROUS GOODS (IMDG)

PROPER SHIPPING NAME: Sodium Persulfate

INTERNATIONAL CIVIL AVIATION ORGANIZATION (ICAO) / INTERNATIONAL AIR TRANSPORT ASSOCIATION (IATA)

PROPER SHIPPING NAME: Sodium Persulfate

OTHER INFORMATION:

Protect from physical damage. Do not store near acids, moisture or heat.

---

15. REGULATORY INFORMATION

UNITED STATES

SARA TITLE III (SUPERFUND AMENDMENTS AND REAUTHORIZATION ACT)

SECTION 302 EXTREMELY HAZARDOUS SUBSTANCES (40 CFR 355, APPENDIX A):
Not applicable

SECTION 311 HAZARD CATEGORIES (40 CFR 370):
Fire Hazard, Immediate (Acute) Health Hazard

SECTION 312 THRESHOLD PLANNING QUANTITY (40 CFR 370):
The Threshold Planning Quantity (TPQ) for this product, if treated as a mixture, is 10,000 lbs; however, this product contains the following ingredients with a TPQ of less than 10,000 lbs.: None

SECTION 313 REPORTABLE INGREDIENTS (40 CFR 372):
There are no ingredients in this product, which are subject to Section 313 reporting requirements.

CERCLA (COMPREHENSIVE ENVIRONMENTAL RESPONSE COMPENSATION AND LIABILITY ACT)

CERCLA DESIGNATION & REPORTABLE QUANTITIES (RQ) (40 CFR 302.4):
Unlisted, RQ = 100 lbs., Ignitability

TSCA (TOXIC SUBSTANCE CONTROL ACT)

TSCA INVENTORY STATUS (40 CFR 710):
All components are listed or exempt.

RESOURCE CONSERVATION AND RECOVERY ACT (RCRA)
RCRA IDENTIFICATION OF HAZARDOUS WASTE (40 CFR 261):
Waste Number: D001

CANADA

WHMIS (WORKPLACE HAZARDOUS MATERIALS INFORMATION SYSTEM):

This product has been classified in accordance with the hazard criteria of the Controlled Products Regulations and the MSDS contains all the information required by the Controlled Products Regulations.

Hazard Classification / Division: C
D2A
D2B

Domestic Substance List: All components are listed or exempt.

INTERNATIONAL LISTINGS

Australia (AICS): Listed
China: Listed
Japan (ENCS): (1)-1131
Korea: KE-12369
Philippines (PICCS): Listed

HAZARD AND RISK PHRASE DESCRIPTIONS:

EC Symbols:	Xn	(Harmful)
	O	(Oxidizer)
EC Risk Phrases:	R8	(Contact with combustible material may cause fire)
	R22	(Harmful if swallowed.)
	R36/37/38	(Irritating to eyes, respiratory system and skin.)
	R42/43	(May cause sensitization by inhalation or by skin contact.)

16. OTHER INFORMATION

HMIS

Health	1
Flammability	0
Physical Hazard	1
Personal Protection (PPE)	J

Protection = J (Safety goggles, gloves, apron & combination dust & vapor respirator)

HMIS = Hazardous Materials Identification System

Degree of Hazard Code:
4 = Severe
3 = Serious
2 = Moderate
1 = Slight
0 = Minimal

NFPA

Health	1
Flammability	0
Reactivity	1
Special	OX

SPECIAL = OX (Oxidizer)

NFPA (National Fire Protection Association)

Degree of Hazard Code:
4 = Extreme
3 = High
2 = Moderate
1 = Slight
0 = Insignificant

REVISION SUMMARY:
This MSDS replaces Revision #4, dated September 18, 2006.
Changes in information are as follows:
Section 1 (Product and Company Identification)
Section 3 (Composition / Information on Ingredients)
Section 15 (Regulatory Information)
Section 16 (Other Information)

Klozur and FMC Logo - Trademarks of FMC Corporation

© 2009 FMC Corporation. All Rights Reserved.

FMC Corporation believes that the information and recommendations contained herein (including data and statements) are accurate as of the date hereof. NO WARRANTY OF FITNESS FOR ANY PARTICULAR PURPOSE, WARRANTY OF MERCHANTABILITY, OR ANY OTHER WARRANTY, EXPRESSED

OR IMPLIED, IS MADE CONCERNING THE INFORMATION PROVIDED HEREIN. The information provided herein relates only to the specific product designated and may not be applicable where such product is used in combination with any other materials or in any process. It is a violation of Federal law to use this product in a manner inconsistent with its labeling. Further, since the conditions and methods of use are beyond the control of FMC Corporation, FMC Corporation expressly disclaims any and all liability as to any results obtained or arising from any use of the product or reliance on such information.

SAFETY DATA SHEET

1. Identification

Product identifier **Sodium Hydroxide Solution 10-30%**

Other means of identification

SDS number 10000014

Synonyms Caustic Soda, Caustic, Caustic soda solution, Sodium hydroxide, Caustic alkali, Lye, Caustic lye, Sodium Hydrate.

Recommended use Pulping and Bleaching, pH neutralizer, Detergent, Soaps.

Recommended restrictions None known.

Manufacturer / Importer / Supplier / Distributor information

Company name Olin Chlor Alkali Products

Address 490 Stuart Road, NE
Cleveland, TN 37312

Company name Pioneer Americas, LLC (d/b/a Olin Chlor Alkali Products)

Address 490 Stuart Road, NE
Cleveland, TN 37312

Company name Olin Canada ULC (d/b/a Olin Chlor Alkali Products)

Address 2020 University, Suite 2190
Montreal, Quebec H3A 2A5

General Information

Telephone (888) 658-6SDS (737)

Website olinchloralkali.com

Contact person ORC SDS Control Group

Emergency phone number CHEMTREC
US: 1-800-424-9300 Canada: 1-800-567-7455

2. Hazard(s) identification

Physical hazards	Corrosive to metals	Category 1
Health hazards	Acute toxicity, oral	Category 4
	Skin corrosion/irritation	Category 1
	Serious eye damage/eye irritation	Category 1

OSHA defined hazards Not classified.

Label elements



Signal word Danger

Hazard statement May be corrosive to metals. Harmful if swallowed. Causes severe skin burns and eye damage.

Precautionary statement

Prevention Keep only in original container. Wear protective gloves/protective clothing/eye protection/face protection. Do not eat, drink or smoke when using this product. Do not breathe mist or vapor. Wash thoroughly after handling.

Response If swallowed: Rinse mouth. Do NOT induce vomiting. If inhaled: Remove person to fresh air and keep comfortable for breathing. If on skin (or hair): Take off immediately all contaminated clothing. Rinse skin with water/shower. If in eyes: Rinse cautiously with water for several minutes. Remove contact lenses, if present and easy to do. Continue rinsing. Immediately call a poison center/doctor/. Wash contaminated clothing before reuse. Absorb spillage to prevent material damage.

Storage Store locked up.

Disposal Dispose of contents/container in accordance with local/regional/national/international regulations.

Hazard(s) not otherwise classified (HNOC) Not classified.

Environmental hazards	Hazardous to the aquatic environment, acute hazard	Category 3

Supplemental information

Hazard statement Harmful to aquatic life.

Precautionary statement

Prevention Avoid release to the environment.

3. Composition/information on ingredients

Mixtures

Chemical name	CAS number	%
Sodium hydroxide	1310-73-2	10 - 30

4. First-aid measures

Inhalation Move to fresh air. If breathing is difficult, give oxygen. If breathing stops, provide artificial respiration. Do not use mouth-to-mouth method if victim inhaled the substance. Induce artificial respiration with the aid of a pocket mask equipped with a one-way valve or other proper respiratory medical device. Call a physician or poison control center immediately.

Skin contact Take off immediately all contaminated clothing. Wash off IMMEDIATELY with plenty of water for at least 15-20 minutes. Get medical attention immediately! Wash clothing separately before reuse. Destroy or thoroughly clean contaminated shoes.

Eye contact Immediately flush eyes with plenty of water for at least 15 minutes. Remove contact lenses, if present and easy to do. Continue rinsing. Call a physician or poison control center immediately.

Ingestion Call a physician or poison control center immediately. Do not induce vomiting. Immediately rinse mouth and drink plenty of water. If vomiting occurs, keep head low so that stomach content doesn't get into the lungs. Never give anything by mouth to an unconscious person. Do not use mouth-to-mouth method if victim ingested the substance.

Most important symptoms/effects, acute and delayed Burning pain and severe corrosive skin damage. Permanent eye damage including blindness could result. Symptoms may include stinging, tearing, redness, swelling, and blurred vision. Shortness of breath.

Indication of immediate medical attention and special treatment needed Provide general supportive measures and treat symptomatically. Symptoms may be delayed. Keep victim under observation.

General information In the case of accident or if you feel unwell, seek medical advice immediately (show the label where possible). Ensure that medical personnel are aware of the material(s) involved, and take precautions to protect themselves.

5. Fire-fighting measures

Suitable extinguishing media Water fog. Foam. Dry chemical powder. Carbon dioxide (CO2). Use extinguishing agent suitable for type of surrounding fire.

Unsuitable extinguishing media Do not use a solid water stream as it may scatter and spread fire. Do not use halogenated extinguishing agents.

Specific hazards arising from the chemical The product itself does not burn. May decompose upon heating to produce corrosive and/or toxic fumes. Contact with metal may release flammable hydrogen gas.

Special protective equipment and precautions for firefighters Fire fighters should enter the area only if they are protected from all contact with the material. Full protective clothing, including self-contained breathing apparatus, coat, pants, gloves, boots and bands around legs, arms, and waist, should be worn. No skin surface should be exposed.

Fire-fighting equipment/instructions In case of fire and/or explosion do not breathe fumes. Move containers from fire area if you can do so without risk. Use water spray to cool unopened containers.

6. Accidental release measures

Personal precautions, protective equipment and emergency procedures Keep unnecessary personnel away. Wear appropriate protective equipment and clothing during clean-up. Do not touch damaged containers or spilled material unless wearing appropriate protective clothing. Local authorities should be advised if significant spillages cannot be contained.

Methods and materials for containment and cleaning up Large Spills: Stop the flow of material, if this is without risk. Dike the spilled material, where this is possible. Absorb spill with inert material (e.g., dry sand or earth), then place in a chemical waste container. Following product recovery, flush area with water.

Small Spills: Absorb spill with vermiculite or other inert material. Clean surface thoroughly to remove residual contamination.

Never return spills in original containers for re-use. For waste disposal, see section 13 of the MSDS.

Environmental precautions Avoid discharge into drains, water courses or onto the ground.

7. Handling and storage

Precautions for safe handling

Use caution when combining with water; DO NOT add water to caustic; ALWAYS add caustic to water while stirring to minimize heat generation. Do not get in eyes, on skin, or on clothing. Do not taste or swallow. Do not breathe mist or vapor. Use only with adequate ventilation. Wear appropriate personal protective equipment. Transfer and storage systems should be compatible and corrosion resistant. Observe good industrial hygiene practices.

Conditions for safe storage, including any incompatibilities

Keep container tightly closed. Store in a cool, dry, well-ventilated place. Store in corrosive resistant container with a resistant inner liner. Store away from incompatible materials (See Section 10). Store at temperatures not exceeding 40°C/104°F. Compatible storage materials may include, but not be limited to, the following: nickel and nickel alloys, steel, plastics, plastic or rubber-lined steel, FRP, or Derakane vinyl ester resin. Do not allow material to freeze.

8. Exposure controls/personal protection

Occupational exposure limits

US. OSHA Table Z-1 Limits for Air Contaminants (29 CFR 1910.1000)

Components	Type	Value
Sodium hydroxide (CAS 1310-73-2)	PEL	2 mg/m3

US. ACGIH Threshold Limit Values

Components	Type	Value
Sodium hydroxide (CAS 1310-73-2)	Ceiling	2 mg/m3

US NIOSH Pocket Guide to Chemical Hazards: Ceiling Limit Value and Time Period (if specified)

Components	Type	Value
Sodium hydroxide (CAS 1310-73-2)	Ceiling	2 mg/m3

Biological limit values

No biological exposure limits noted for the ingredient(s).

Appropriate engineering controls

Good general ventilation (typically 10 air changes per hour) should be used. Ventilation rates should be matched to conditions. If applicable, use process enclosures, local exhaust ventilation, or other engineering controls to maintain airborne levels below recommended exposure limits. If exposure limits have not been established, maintain airborne levels to an acceptable level. Eye wash facilities and emergency shower must be available when handling this product.

Individual protection measures, such as personal protective equipment

Eye/face protection

Wear chemical goggles and face shield.

Skin protection

Hand protection

Wear appropriate chemical resistant gloves.

Other

Wear appropriate chemical resistant clothing.

Respiratory protection

If engineering controls do not maintain airborne concentrations below recommended exposure limits (where applicable) or to an acceptable level (in countries where exposure limits have not been established), an approved respirator must be worn. Respirator type: Chemical respirator with organic vapor cartridge and full facepiece.

Thermal hazards

Wear appropriate thermal protective clothing, when necessary.

General hygiene considerations

When using, do not eat, drink or smoke. Always observe good personal hygiene measures, such as washing after handling the material and before eating, drinking, and/or smoking. Routinely wash work clothing and protective equipment to remove contaminants.

9. Physical and chemical properties

Appearance

Viscous liquid.

Physical state

Liquid.

Form

Liquid.

Color

Water white.

Odor

Odorless.

Odor threshold

Not available.

pH

14 (77°F (25°C)) (0.5% solution)

Melting point/freezing point

35 °F (1.67 °C) (30% solution)

Initial boiling point and boiling range

235 °F (112.78 °C) (30% solution)

Flash point

Not available.

Evaporation rate	Not available.
Flammability (solid, gas)	Not available.
Upper/lower flammability or explosive limits	
Flammability limit - lower (%)	Not available.
Flammability limit - upper (%)	Not available.
Explosive limit - lower (%)	Not available.
Explosive limit - upper (%)	Not available.
Vapor pressure	23.76 mm Hg (approximately) (77 °F (25 °C))
Vapor density	Not available.
Relative density	1.33 (30% solution)
Relative density temperature	68 °F (20 °C)
Solubility(ies)	Completely miscible with water.
Partition coefficient (n-octanol/water)	Not available.
Auto-ignition temperature	Not available.
Decomposition temperature	Not available.
Viscosity	Not available.
Other information	
Density	1.33 g/cm3 (68 °F (20 °C)) (30% solution)
Molecular formula	NaOH

10. Stability and reactivity

Reactivity	Contact with metal may release flammable hydrogen gas.
Chemical stability	Material is stable under normal conditions.
Possibility of hazardous reactions	Hazardous polymerization does not occur.
Conditions to avoid	Reacts violently with strong acids. This product may react with oxidizing agents. Do not mix with other chemicals. Corrosive to aluminum, tin, zinc, copper and most alloys in which they are present including brass and bronze. Corrosive to steels at elevated temperatures above 40°C (104°F).
Incompatible materials	Oxidizing agents. Acids. Phosphorus. Aluminum. Zinc. Tin. Initiates or catalyzes violent polymerization of acetaldehyde, acrolein or acrylonitrile.
Hazardous decomposition products	Contact with metals (aluminum, zinc, tin) and sodium tetrahydroborate liberates hydrogen gas.

11. Toxicological information

Information on likely routes of exposure

Ingestion	Causes digestive tract burns. Harmful if swallowed.
Inhalation	May cause irritation to the respiratory system.
Skin contact	Causes severe skin burns.
Eye contact 500 Standard Draize test Species: Rabbit Test Duration: 24 hours Severity: Severe	Causes severe eye burns. Causes serious eye damage.
Symptoms related to the physical, chemical and toxicological characteristics	Burning pain and severe corrosive skin damage. Permanent eye damage including blindness could result.

Information on toxicological effects

Acute toxicity	Harmful if swallowed.

Product	Species	Test Results
Sodium Hydroxide Solution 10-30%		
Acute		
Dermal		
LD50	Rabbit	> 2 g/kg
Oral		
LD50	Rat	300 - 500 mg/kg
Other		
LD50	Mouse	40 mg/kg, Intraperitoneal

Skin corrosion/irritation Causes severe skin burns and eye damage.
Standard Draize Test: 500 mg/24 hour(s) skin - rabbit severe.

Serious eye damage/eye irritation Causes severe eye burns. Causes serious eye damage.
Standard Draize Test: 400 µg eyes - rabbit mild; 1 percent eyes - rabbit severe.

Respiratory sensitization No data available.

Skin sensitization No data available.

Germ cell mutagenicity No data available to indicate product or any components present at greater than 0.1% are mutagenic or genotoxic.

Carcinogenicity This product is not considered to be a carcinogen by IARC, ACGIH, NTP, or OSHA.

Reproductive toxicity No data available.

Specific target organ toxicity - single exposure Not available.

Specific target organ toxicity - repeated exposure Not available.

Aspiration hazard Droplets of the product aspirated into the lungs through ingestion or vomiting may cause a serious chemical pneumonia.

Chronic effects Prolonged exposure may cause chronic effects.

12. Ecological information

Ecotoxicity Harmful to aquatic life.

Product		Species	Test Results
Sodium Hydroxide Solution 10-30%			
Aquatic			
Fish	LC50	Bluegill (Lepomis macrochirus)	99 mg/l, 48 hours
		Mosquitofish (Gambusia affinis affinis)	125 mg/l, 96 hours

Persistence and degradability Expected to degrade rapidly in air.

Bioaccumulative potential The product is not expected to bioaccumulate.

Mobility in soil Not available.

Other adverse effects No other adverse environmental effects (e.g. ozone depletion, photochemical ozone creation potential, endocrine disruption, global warming potential) are expected from this component.

13. Disposal considerations

Disposal instructions Collect and reclaim or dispose in sealed containers at licensed waste disposal site. This material and its container must be disposed of as hazardous waste. Do not allow this material to drain into sewers/water supplies. Do not contaminate ponds, waterways or ditches with chemical or used container. Dispose of contents/container in accordance with local/regional/national/international regulations.

Hazardous waste code The waste code should be assigned in discussion between the user, the producer and the waste disposal company.

Waste from residues / unused products Dispose of in accordance with local regulations. Empty containers or liners may retain some product residues. This material and its container must be disposed of in a safe manner (see: Disposal instructions).

Contaminated packaging Empty containers should be taken to an approved waste handling site for recycling or disposal. Since emptied containers may retain product residue, follow label warnings even after container is emptied.

14. Transport information

DOT

UN number UN1824

UN proper shipping name	Sodium hydroxide solution
Transport hazard class(es)	8
Subsidiary class(es)	-
Packing group	II
Special precautions for user	Read safety instructions, SDS and emergency procedures before handling.
Special provisions	B2, IB2, N34, T7, TP2
Packaging exceptions	154
Packaging non bulk	202
Packaging bulk	242

IATA

UN number	UN1824
UN proper shipping name	Sodium hydroxide solution
Transport hazard class(es)	8
Subsidiary class(es)	-
Packaging group	II
Environmental hazards	No
Labels required	8
ERG Code	8L
Special precautions for user	Read safety instructions, SDS and emergency procedures before handling.

IMDG

UN number	UN1824
UN proper shipping name	SODIUM HYDROXIDE SOLUTION
Transport hazard class(es)	8
Subsidiary class(es)	-
Packaging group	II
Environmental hazards	
Marine pollutant	No
Labels required	Not available.
EmS	F-A, S-B
Special precautions for user	Read safety instructions, SDS and emergency procedures before handling.

Transport in bulk according to Annex II of MARPOL 73/78 and the IBC Code

15. Regulatory information

US federal regulations This product is a "Hazardous Chemical" as defined by the OSHA Hazard Communication Standard, 29 CFR 1910.1200.

TSCA Section 12(b) Export Notification (40 CFR 707, Subpt. D)

Not regulated.

US. OSHA Specifically Regulated Substances (29 CFR 1910.1001-1050)

Not listed.

CERCLA Hazardous Substance List (40 CFR 302.4)

Sodium hydroxide (CAS 1310-73-2) LISTED

Superfund Amendments and Reauthorization Act of 1986 (SARA)

Hazard categories	Immediate Hazard - Yes Delayed Hazard - No Fire Hazard - No Pressure Hazard - No Reactivity Hazard - Yes
SARA 302 Extremely hazardous substance	No
SARA 311/312 Hazardous chemical	Yes

SARA 313 (TRI reporting)

Not regulated.

Other federal regulations

Clean Air Act (CAA) Section 112 Hazardous Air Pollutants (HAPs) List

Not regulated.

Clean Air Act (CAA) Section 112(r) Accidental Release Prevention (40 CFR 68.130)

Not regulated.

Safe Drinking Water Act (SDWA)	Not regulated.
Food and Drug Administration (FDA)	Not regulated.

US state regulations

US. Massachusetts RTK - Substance List

Sodium hydroxide (CAS 1310-73-2)

US. New Jersey Worker and Community Right-to-Know Act

Not regulated.

US. Pennsylvania RTK - Hazardous Substances

Sodium hydroxide (CAS 1310-73-2)

US. Rhode Island RTK

Sodium hydroxide (CAS 1310-73-2)

US. California Proposition 65

California Safe Drinking Water and Toxic Enforcement Act of 1986 (Proposition 65): This material is not known to contain any chemicals currently listed as carcinogens or reproductive toxins.

US - California Proposition 65 - Carcinogens & Reproductive Toxicity (CRT): Listed substance

Not listed.

International Inventories

Country(s) or region	Inventory name	On inventory (yes/no)*
Australia	Australian Inventory of Chemical Substances (AICS)	Yes
Canada	Domestic Substances List (DSL)	Yes
Canada	Non-Domestic Substances List (NDSL)	No
China	Inventory of Existing Chemical Substances in China (IECSC)	Yes
Europe	European Inventory of Existing Commercial Chemical Substances (EINECS)	Yes
Europe	European List of Notified Chemical Substances (ELINCS)	No
Japan	Inventory of Existing and New Chemical Substances (ENCS)	Yes
Korea	Existing Chemicals List (ECL)	Yes
New Zealand	New Zealand Inventory	Yes
Philippines	Philippine Inventory of Chemicals and Chemical Substances (PICCS)	Yes
United States & Puerto Rico	Toxic Substances Control Act (TSCA) Inventory	Yes

*A "Yes" indicates this product complies with the inventory requirements administered by the governing country(s).
A "No" indicates that one or more components of the product are not listed or exempt from listing on the inventory administered by the governing country(s).

16. Other information, including date of preparation or last revision

Issue date	20-December-2013
Revision date	-
Version #	01
NFPA Ratings	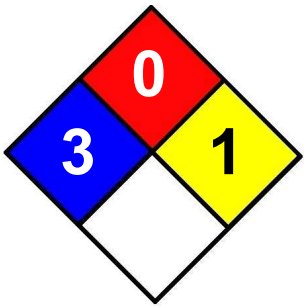
List of abbreviations	LD50: Lethal Dose, 50%. LC50: Lethal Concentration, 50%. EC50: Effective concentration, 50%. TWA: Time weighted average.
References	EPA: AQUIRE database HSDB® - Hazardous Substances Data Bank US. IARC Monographs on Occupational Exposures to Chemical Agents IARC Monographs. Overall Evaluation of Carcinogenicity ACGIH Documentation of the Threshold Limit Values and Biological Exposure Indices

Disclaimer

This information is provided without warranty. The information is believed to be correct. This information should be used to make an independent determination of the methods to safeguard workers and the environment.

Appendix C
Laboratory Analytical Reports

Pace Analytical Services, Inc.
9608 Loiret Blvd.
Lenexa, KS 66219
(913)599-5665

May 01, 2014

Wendy Stonestreet
Environ International Corporation
7500 College Blvd Ste 925
Overland Park, KS 66210

RE: Project: FORT SMITH, AR
Pace Project No.: 60165578

Dear Wendy Stonestreet:
Enclosed are the analytical results for sample(s) received by the laboratory on March 25, 2014. The results relate only to the samples included in this report. Results reported herein conform to the most current TNI standards and the laboratory's Quality Assurance Manual, where applicable, unless otherwise noted in the body of the report.

Amended report, REV-1 on 4/7/14 to add 1x results for various samples.

Amended report, REV-2 on 5/1/14, to change sample IDs per the clients request. See the second COC for the email request.

If you have any questions concerning this report, please feel free to contact me.

Sincerely,

Mary Jane Walls
maryjane.walls@pacelabs.com
PM Lab Management

Enclosures

cc: EDD, Environ_AR
Tamara Gleason, ENVIRON International Corporation
Wayne Weber, Environ

REPORT OF LABORATORY ANALYSIS

This report shall not be reproduced, except in full,
without the written consent of Pace Analytical Services, Inc..

Pace Analytical Services, Inc.
9608 Loiret Blvd.
Lenexa, KS 66219
(913)599-5665

CERTIFICATIONS

Project: FORT SMITH, AR
Pace Project No.: 60165578

Kansas Certification IDs
9608 Loiret Boulevard, Lenexa, KS 66219
WY STR Certification #: 2456.01
Arkansas Certification #: 13-012-0
Illinois Certification #: 003097
Iowa Certification #: 118
Kansas/NELAP Certification #: E-10116
Louisiana Certification #: 03055
Nevada Certification #: KS000212008A
Oklahoma Certification #: 9205/9935
Texas Certification #: T104704407-13-4
Utah Certification #: KS000212013-3
Illinois Certification #: 003097

This report shall not be reproduced, except in full,
without the written consent of Pace Analytical Services, Inc..

Pace Analytical Services, Inc.
9608 Loiret Blvd.
Lenexa, KS 66219
(913)599-5665

SAMPLE SUMMARY

Project: FORT SMITH, AR
Pace Project No.: 60165578

Lab ID	Sample ID	Matrix	Date Collected	Date Received
60165578001	IW-119	Water	03/24/14 11:50	03/25/14 01:35
60165578002	IW-115	Water	03/24/14 10:25	03/25/14 01:35
60165578003	IW-127	Water	03/24/14 18:50	03/25/14 01:35
60165578004	IW-102	Water	03/23/14 17:25	03/25/14 01:35
60165578005	IW-106	Water	03/23/14 14:25	03/25/14 01:35
60165578006	IW-116	Water	03/24/14 09:15	03/25/14 01:35
60165578007	IW-118	Water	03/24/14 13:50	03/25/14 01:35
60165578008	IW-112	Water	03/23/14 14:45	03/25/14 01:35
60165578009	IW-131	Water	03/24/14 13:32	03/25/14 01:35
60165578010	IW-110	Water	03/23/14 17:30	03/25/14 01:35
60165578011	IW-101	Water	03/23/14 19:00	03/25/14 01:35
60165578012	IW-120	Water	03/24/14 15:55	03/25/14 01:35
60165578013	IW-104	Water	03/23/14 11:45	03/25/14 01:35
60165578014	IW-117	Water	03/24/14 11:52	03/25/14 01:35
60165578015	IW-107	Water	03/23/14 13:30	03/25/14 01:35
60165578016	IW-109	Water	03/23/14 16:10	03/25/14 01:35
60165578017	IW-114	Water	03/24/14 10:33	03/25/14 01:35
60165578018	IW-113	Water	03/24/14 09:15	03/25/14 01:35
60165578019	IW-103	Water	03/23/14 15:45	03/25/14 01:35
60165578020	IW-108	Water	03/23/14 12:00	03/25/14 01:35
60165578021	IW-111	Water	03/23/14 13:20	03/25/14 01:35
60165578022	IW-105	Water	03/23/14 10:30	03/25/14 01:35
60165578023	IW-101	Water	03/23/14 10:20	03/25/14 01:35
60165578024	IW-124	Water	03/24/14 16:50	03/25/14 01:35
60165578025	IW-121	Water	03/24/14 17:09	03/25/14 01:35
60165578026	TRIP BLANK	Water	03/23/14 10:00	03/25/14 01:35

REPORT OF LABORATORY ANALYSIS

This report shall not be reproduced, except in full,
without the written consent of Pace Analytical Services, Inc..

Pace Analytical Services, Inc.
9608 Loiret Blvd.
Lenexa, KS 66219
(913)599-5665

SAMPLE ANALYTE COUNT

Project: FORT SMITH, AR
Pace Project No.: 60165578

Lab ID	Sample ID	Method	Analysts	Analytes Reported
60165578001	IW-119	EPA 5030B/8260	PRG	38
60165578002	IW-115	EPA 5030B/8260	PRG	38
60165578003	IW-127	EPA 5030B/8260	PRG	38
60165578004	IW-102	EPA 5030B/8260	PRG	38
60165578005	IW-106	EPA 5030B/8260	PRG	38
60165578006	IW-116	EPA 5030B/8260	PRG	38
60165578007	IW-118	EPA 5030B/8260	PRG	38
60165578008	IW-112	EPA 5030B/8260	PRG	38
60165578009	IW-131	EPA 5030B/8260	PRG	38
60165578010	IW-110	EPA 5030B/8260	PRG	38
60165578011	IW-101	EPA 5030B/8260	PRG	38
60165578012	IW-120	EPA 5030B/8260	PRG	38
60165578013	IW-104	EPA 5030B/8260	PRG	38
60165578014	IW-117	EPA 5030B/8260	PRG	38
60165578015	IW-107	EPA 5030B/8260	PRG	38
60165578016	IW-109	EPA 5030B/8260	PRG	38
60165578017	IW-114	EPA 5030B/8260	PRG	38
60165578018	IW-113	EPA 6010	NDJ	2
		EPA 5030B/8260	PRG	38
60165578019	IW-103	EPA 5030B/8260	PRG	38
60165578020	IW-108	EPA 5030B/8260	PRG	38
60165578021	IW-111	EPA 5030B/8260	PRG	38
60165578022	IW-105	EPA 5030B/8260	PRG	38
60165578023	IW-101	EPA 5030B/8260	PRG	38
60165578024	IW-124	EPA 5030B/8260	PRG	38
60165578025	IW-121	EPA 6010	NDJ	2
		EPA 5030B/8260	PRG	38
60165578026	TRIP BLANK	EPA 5030B/8260	PRG	38

REPORT OF LABORATORY ANALYSIS

This report shall not be reproduced, except in full,
without the written consent of Pace Analytical Services, Inc..

Pace Analytical Services, Inc.
9608 Loiret Blvd.
Lenexa, KS 66219
(913)599-5665

ANALYTICAL RESULTS

Project: FORT SMITH, AR
Pace Project No.: 60165578

Sample: IW-119 **Lab ID: 60165578001** Collected: 03/24/14 11:50 Received: 03/25/14 01:35 Matrix: Water

Parameters	Results	Units	Report Limit	MDL	DF	Prepared	Analyzed	CAS No.	Qual
8260 MSV	Analytical Method: EPA 5030B/8260								
Acetone	**10.7**	ug/L	10.0	1.9	1		03/30/14 17:19	67-64-1	B
Benzene	ND	ug/L	5.0	0.060	1		03/30/14 17:19	71-43-2	
Bromodichloromethane	**0.28J**	ug/L	5.0	0.19	1		03/30/14 17:19	75-27-4	
Bromoform	ND	ug/L	5.0	0.070	1		03/30/14 17:19	75-25-2	
Bromomethane	ND	ug/L	7.0	0.16	1		03/30/14 17:19	74-83-9	
2-Butanone (MEK)	ND	ug/L	10.0	0.59	1		03/30/14 17:19	78-93-3	
Carbon disulfide	ND	ug/L	10.0	0.12	1		03/30/14 17:19	75-15-0	
Carbon tetrachloride	ND	ug/L	5.0	0.18	1		03/30/14 17:19	56-23-5	
Chlorobenzene	ND	ug/L	5.0	0.21	1		03/30/14 17:19	108-90-7	
Chloroethane	ND	ug/L	10.0	0.15	1		03/30/14 17:19	75-00-3	
Chloroform	**1.1J**	ug/L	5.0	0.14	1		03/30/14 17:19	67-66-3	
Chloromethane	ND	ug/L	10.0	0.080	1		03/30/14 17:19	74-87-3	
Dibromochloromethane	ND	ug/L	5.0	0.21	1		03/30/14 17:19	124-48-1	
1,1-Dichloroethane	ND	ug/L	2.4	0.050	1		03/30/14 17:19	75-34-3	
1,2-Dichloroethane	ND	ug/L	5.0	0.12	1		03/30/14 17:19	107-06-2	
1,1-Dichloroethene	**1.1J**	ug/L	5.0	0.20	1		03/30/14 17:19	75-35-4	
cis-1,2-Dichloroethene	**11.5**	ug/L	5.0	0.080	1		03/30/14 17:19	156-59-2	
trans-1,2-Dichloroethene	ND	ug/L	5.0	0.20	1		03/30/14 17:19	156-60-5	
1,2-Dichloropropane	ND	ug/L	5.0	0.16	1		03/30/14 17:19	78-87-5	
cis-1,3-Dichloropropene	ND	ug/L	1.0	0.14	1		03/30/14 17:19	10061-01-5	
trans-1,3-Dichloropropene	ND	ug/L	1.0	0.12	1		03/30/14 17:19	10061-02-6	
Ethylbenzene	ND	ug/L	5.0	0.18	1		03/30/14 17:19	100-41-4	
2-Hexanone	ND	ug/L	10.0	1.2	1		03/30/14 17:19	591-78-6	
Methylene chloride	ND	ug/L	5.0	0.15	1		03/30/14 17:19	75-09-2	
4-Methyl-2-pentanone (MIBK)	ND	ug/L	10.0	0.42	1		03/30/14 17:19	108-10-1	
Styrene	ND	ug/L	5.0	0.12	1		03/30/14 17:19	100-42-5	
1,1,2,2-Tetrachloroethane	ND	ug/L	1.0	0.15	1		03/30/14 17:19	79-34-5	
Tetrachloroethene	**0.15J**	ug/L	5.0	0.10	1		03/30/14 17:19	127-18-4	
Toluene	**0.37J**	ug/L	5.0	0.17	1		03/30/14 17:19	108-88-3	
1,1,1-Trichloroethane	ND	ug/L	5.0	0.11	1		03/30/14 17:19	71-55-6	
1,1,2-Trichloroethane	ND	ug/L	5.0	0.20	1		03/30/14 17:19	79-00-5	
Trichloroethene	**524**	ug/L	50.0	1.7	10		04/01/14 04:13	79-01-6	
Vinyl chloride	**0.33J**	ug/L	2.0	0.13	1		03/30/14 17:19	75-01-4	
Xylene (Total)	ND	ug/L	5.0	0.42	1		03/30/14 17:19	1330-20-7	
Surrogates									
4-Bromofluorobenzene (S)	99	%	80-120		1		03/30/14 17:19	460-00-4	
1,2-Dichloroethane-d4 (S)	109	%	80-120		1		03/30/14 17:19	17060-07-0	
Toluene-d8 (S)	100	%	80-120		1		03/30/14 17:19	2037-26-5	
Preservation pH	**1.0**		0.10	0.10	1		03/30/14 17:19		

REPORT OF LABORATORY ANALYSIS

This report shall not be reproduced, except in full,
without the written consent of Pace Analytical Services, Inc..

Pace Analytical Services, Inc.
9608 Loiret Blvd.
Lenexa, KS 66219
(913)599-5665

ANALYTICAL RESULTS

Project: FORT SMITH, AR
Pace Project No.: 60165578

Sample: IW-115 **Lab ID: 60165578002** Collected: 03/24/14 10:25 Received: 03/25/14 01:35 Matrix: Water

Parameters	Results	Units	Report Limit	MDL	DF	Prepared	Analyzed	CAS No.	Qual
8260 MSV	Analytical Method: EPA 5030B/8260								
Acetone	**63.4**	ug/L	10.0	1.9	1		03/30/14 17:33	67-64-1	
Benzene	ND	ug/L	5.0	0.060	1		03/30/14 17:33	71-43-2	
Bromodichloromethane	ND	ug/L	5.0	0.19	1		03/30/14 17:33	75-27-4	
Bromoform	ND	ug/L	5.0	0.070	1		03/30/14 17:33	75-25-2	
Bromomethane	ND	ug/L	7.0	0.16	1		03/30/14 17:33	74-83-9	
2-Butanone (MEK)	**20.9**	ug/L	10.0	0.59	1		03/30/14 17:33	78-93-3	
Carbon disulfide	ND	ug/L	10.0	0.12	1		03/30/14 17:33	75-15-0	
Carbon tetrachloride	ND	ug/L	5.0	0.18	1		03/30/14 17:33	56-23-5	
Chlorobenzene	ND	ug/L	5.0	0.21	1		03/30/14 17:33	108-90-7	
Chloroethane	ND	ug/L	10.0	0.15	1		03/30/14 17:33	75-00-3	
Chloroform	**0.97J**	ug/L	5.0	0.14	1		03/30/14 17:33	67-66-3	
Chloromethane	ND	ug/L	10.0	0.080	1		03/30/14 17:33	74-87-3	
Dibromochloromethane	ND	ug/L	5.0	0.21	1		03/30/14 17:33	124-48-1	
1,1-Dichloroethane	ND	ug/L	2.4	0.050	1		03/30/14 17:33	75-34-3	
1,2-Dichloroethane	ND	ug/L	5.0	0.12	1		03/30/14 17:33	107-06-2	
1,1-Dichloroethene	**1.1J**	ug/L	5.0	0.20	1		03/30/14 17:33	75-35-4	
cis-1,2-Dichloroethene	**14.0**	ug/L	5.0	0.080	1		03/30/14 17:33	156-59-2	
trans-1,2-Dichloroethene	**1.6J**	ug/L	5.0	0.20	1		03/30/14 17:33	156-60-5	
1,2-Dichloropropane	ND	ug/L	5.0	0.16	1		03/30/14 17:33	78-87-5	
cis-1,3-Dichloropropene	ND	ug/L	1.0	0.14	1		03/30/14 17:33	10061-01-5	
trans-1,3-Dichloropropene	ND	ug/L	1.0	0.12	1		03/30/14 17:33	10061-02-6	
Ethylbenzene	ND	ug/L	5.0	0.18	1		03/30/14 17:33	100-41-4	
2-Hexanone	ND	ug/L	10.0	1.2	1		03/30/14 17:33	591-78-6	
Methylene chloride	ND	ug/L	5.0	0.15	1		03/30/14 17:33	75-09-2	
4-Methyl-2-pentanone (MIBK)	ND	ug/L	10.0	0.42	1		03/30/14 17:33	108-10-1	
Styrene	ND	ug/L	5.0	0.12	1		03/30/14 17:33	100-42-5	
1,1,2,2-Tetrachloroethane	ND	ug/L	1.0	0.15	1		03/30/14 17:33	79-34-5	
Tetrachloroethene	**0.27J**	ug/L	5.0	0.10	1		03/30/14 17:33	127-18-4	
Toluene	**0.22J**	ug/L	5.0	0.17	1		03/30/14 17:33	108-88-3	
1,1,1-Trichloroethane	ND	ug/L	5.0	0.11	1		03/30/14 17:33	71-55-6	
1,1,2-Trichloroethane	ND	ug/L	5.0	0.20	1		03/30/14 17:33	79-00-5	
Trichloroethene	**622**	ug/L	50.0	1.7	10		04/01/14 05:10	79-01-6	
Vinyl chloride	**0.25J**	ug/L	2.0	0.13	1		03/30/14 17:33	75-01-4	
Xylene (Total)	ND	ug/L	5.0	0.42	1		03/30/14 17:33	1330-20-7	
Surrogates									
4-Bromofluorobenzene (S)	101	%	80-120		1		03/30/14 17:33	460-00-4	
1,2-Dichloroethane-d4 (S)	107	%	80-120		1		03/30/14 17:33	17060-07-0	
Toluene-d8 (S)	99	%	80-120		1		03/30/14 17:33	2037-26-5	
Preservation pH	**1.0**		0.10	0.10	1		03/30/14 17:33		

REPORT OF LABORATORY ANALYSIS

This report shall not be reproduced, except in full,
without the written consent of Pace Analytical Services, Inc..

Pace Analytical Services, Inc.
9608 Loiret Blvd.
Lenexa, KS 66219
(913)599-5665

ANALYTICAL RESULTS

Project: FORT SMITH, AR
Pace Project No.: 60165578

Sample: IW-127 **Lab ID: 60165578003** Collected: 03/24/14 18:50 Received: 03/25/14 01:35 Matrix: Water

Parameters	Results	Units	Report Limit	MDL	DF	Prepared	Analyzed	CAS No.	Qual
8260 MSV	Analytical Method: EPA 5030B/8260								
Acetone	**2.8J**	ug/L	10.0	1.9	1		03/30/14 17:48	67-64-1	B
Benzene	**0.21J**	ug/L	5.0	0.060	1		03/30/14 17:48	71-43-2	
Bromodichloromethane	ND	ug/L	5.0	0.19	1		03/30/14 17:48	75-27-4	
Bromoform	ND	ug/L	5.0	0.070	1		03/30/14 17:48	75-25-2	
Bromomethane	ND	ug/L	7.0	0.16	1		03/30/14 17:48	74-83-9	
2-Butanone (MEK)	ND	ug/L	10.0	0.59	1		03/30/14 17:48	78-93-3	
Carbon disulfide	**0.15J**	ug/L	10.0	0.12	1		03/30/14 17:48	75-15-0	B
Carbon tetrachloride	ND	ug/L	5.0	0.18	1		03/30/14 17:48	56-23-5	
Chlorobenzene	ND	ug/L	5.0	0.21	1		03/30/14 17:48	108-90-7	
Chloroethane	ND	ug/L	10.0	0.15	1		03/30/14 17:48	75-00-3	
Chloroform	**1.4J**	ug/L	5.0	0.14	1		03/30/14 17:48	67-66-3	
Chloromethane	ND	ug/L	10.0	0.080	1		03/30/14 17:48	74-87-3	
Dibromochloromethane	ND	ug/L	5.0	0.21	1		03/30/14 17:48	124-48-1	
1,1-Dichloroethane	**0.26J**	ug/L	2.4	0.050	1		03/30/14 17:48	75-34-3	
1,2-Dichloroethane	ND	ug/L	5.0	0.12	1		03/30/14 17:48	107-06-2	
1,1-Dichloroethene	**9.1**	ug/L	5.0	0.20	1		03/30/14 17:48	75-35-4	
cis-1,2-Dichloroethene	**219J**	ug/L	250	4.0	50		04/01/14 05:24	156-59-2	
trans-1,2-Dichloroethene	**8.0**	ug/L	5.0	0.20	1		03/30/14 17:48	156-60-5	
1,2-Dichloropropane	ND	ug/L	5.0	0.16	1		03/30/14 17:48	78-87-5	
cis-1,3-Dichloropropene	ND	ug/L	1.0	0.14	1		03/30/14 17:48	10061-01-5	
trans-1,3-Dichloropropene	ND	ug/L	1.0	0.12	1		03/30/14 17:48	10061-02-6	
Ethylbenzene	ND	ug/L	5.0	0.18	1		03/30/14 17:48	100-41-4	
2-Hexanone	ND	ug/L	10.0	1.2	1		03/30/14 17:48	591-78-6	
Methylene chloride	ND	ug/L	5.0	0.15	1		03/30/14 17:48	75-09-2	
4-Methyl-2-pentanone (MIBK)	ND	ug/L	10.0	0.42	1		03/30/14 17:48	108-10-1	
Styrene	ND	ug/L	5.0	0.12	1		03/30/14 17:48	100-42-5	
1,1,2,2-Tetrachloroethane	ND	ug/L	1.0	0.15	1		03/30/14 17:48	79-34-5	
Tetrachloroethene	**1.0J**	ug/L	5.0	0.10	1		03/30/14 17:48	127-18-4	
Toluene	**0.34J**	ug/L	5.0	0.17	1		03/30/14 17:48	108-88-3	
1,1,1-Trichloroethane	ND	ug/L	5.0	0.11	1		03/30/14 17:48	71-55-6	
1,1,2-Trichloroethane	**0.34J**	ug/L	5.0	0.20	1		03/30/14 17:48	79-00-5	
Trichloroethene	**3700**	ug/L	250	8.5	50		04/01/14 05:24	79-01-6	
Vinyl chloride	**7.6**	ug/L	2.0	0.13	1		03/30/14 17:48	75-01-4	
Xylene (Total)	ND	ug/L	5.0	0.42	1		03/30/14 17:48	1330-20-7	
Surrogates									
4-Bromofluorobenzene (S)	97	%	80-120		1		03/30/14 17:48	460-00-4	
1,2-Dichloroethane-d4 (S)	109	%	80-120		1		03/30/14 17:48	17060-07-0	
Toluene-d8 (S)	97	%	80-120		1		03/30/14 17:48	2037-26-5	
Preservation pH	**1.0**		0.10	0.10	1		03/30/14 17:48		

REPORT OF LABORATORY ANALYSIS

This report shall not be reproduced, except in full,
without the written consent of Pace Analytical Services, Inc..

Pace Analytical Services, Inc.
9608 Loiret Blvd.
Lenexa, KS 66219
(913)599-5665

ANALYTICAL RESULTS

Project: FORT SMITH, AR
Pace Project No.: 60165578

Sample: IW-102 **Lab ID: 60165578004** Collected: 03/23/14 17:25 Received: 03/25/14 01:35 Matrix: Water

Parameters	Results	Units	Report Limit	MDL	DF	Prepared	Analyzed	CAS No.	Qual
8260 MSV	Analytical Method: EPA 5030B/8260								
Acetone	ND	ug/L	10.0	1.9	1		03/30/14 18:02	67-64-1	
Benzene	ND	ug/L	5.0	0.060	1		03/30/14 18:02	71-43-2	
Bromodichloromethane	ND	ug/L	5.0	0.19	1		03/30/14 18:02	75-27-4	
Bromoform	ND	ug/L	5.0	0.070	1		03/30/14 18:02	75-25-2	
Bromomethane	ND	ug/L	7.0	0.16	1		03/30/14 18:02	74-83-9	
2-Butanone (MEK)	ND	ug/L	10.0	0.59	1		03/30/14 18:02	78-93-3	
Carbon disulfide	ND	ug/L	10.0	0.12	1		03/30/14 18:02	75-15-0	
Carbon tetrachloride	ND	ug/L	5.0	0.18	1		03/30/14 18:02	56-23-5	
Chlorobenzene	ND	ug/L	5.0	0.21	1		03/30/14 18:02	108-90-7	
Chloroethane	ND	ug/L	10.0	0.15	1		03/30/14 18:02	75-00-3	
Chloroform	**0.54J**	ug/L	5.0	0.14	1		03/30/14 18:02	67-66-3	
Chloromethane	ND	ug/L	10.0	0.080	1		03/30/14 18:02	74-87-3	
Dibromochloromethane	ND	ug/L	5.0	0.21	1		03/30/14 18:02	124-48-1	
1,1-Dichloroethane	ND	ug/L	2.4	0.050	1		03/30/14 18:02	75-34-3	
1,2-Dichloroethane	ND	ug/L	5.0	0.12	1		03/30/14 18:02	107-06-2	
1,1-Dichloroethene	**1.3J**	ug/L	5.0	0.20	1		03/30/14 18:02	75-35-4	
cis-1,2-Dichloroethene	**14.6**	ug/L	5.0	0.080	1		03/30/14 18:02	156-59-2	
trans-1,2-Dichloroethene	**1.4J**	ug/L	5.0	0.20	1		03/30/14 18:02	156-60-5	
1,2-Dichloropropane	ND	ug/L	5.0	0.16	1		03/30/14 18:02	78-87-5	
cis-1,3-Dichloropropene	ND	ug/L	1.0	0.14	1		03/30/14 18:02	10061-01-5	
trans-1,3-Dichloropropene	ND	ug/L	1.0	0.12	1		03/30/14 18:02	10061-02-6	
Ethylbenzene	ND	ug/L	5.0	0.18	1		03/30/14 18:02	100-41-4	
2-Hexanone	ND	ug/L	10.0	1.2	1		03/30/14 18:02	591-78-6	
Methylene chloride	ND	ug/L	5.0	0.15	1		03/30/14 18:02	75-09-2	
4-Methyl-2-pentanone (MIBK)	ND	ug/L	10.0	0.42	1		03/30/14 18:02	108-10-1	
Styrene	ND	ug/L	5.0	0.12	1		03/30/14 18:02	100-42-5	
1,1,2,2-Tetrachloroethane	ND	ug/L	1.0	0.15	1		03/30/14 18:02	79-34-5	
Tetrachloroethene	**0.25J**	ug/L	5.0	0.10	1		03/30/14 18:02	127-18-4	
Toluene	ND	ug/L	5.0	0.17	1		03/30/14 18:02	108-88-3	
1,1,1-Trichloroethane	ND	ug/L	5.0	0.11	1		03/30/14 18:02	71-55-6	
1,1,2-Trichloroethane	ND	ug/L	5.0	0.20	1		03/30/14 18:02	79-00-5	
Trichloroethene	**685**	ug/L	50.0	1.7	10		04/01/14 05:38	79-01-6	
Vinyl chloride	**0.45J**	ug/L	2.0	0.13	1		03/30/14 18:02	75-01-4	
Xylene (Total)	ND	ug/L	5.0	0.42	1		03/30/14 18:02	1330-20-7	
Surrogates									
4-Bromofluorobenzene (S)	108	%	80-120		1		03/30/14 18:02	460-00-4	
1,2-Dichloroethane-d4 (S)	105	%	80-120		1		03/30/14 18:02	17060-07-0	
Toluene-d8 (S)	95	%	80-120		1		03/30/14 18:02	2037-26-5	
Preservation pH	**1.0**		0.10	0.10	1		03/30/14 18:02		

REPORT OF LABORATORY ANALYSIS

This report shall not be reproduced, except in full,
without the written consent of Pace Analytical Services, Inc..

Pace Analytical Services, Inc.
9608 Loiret Blvd.
Lenexa, KS 66219
(913)599-5665

ANALYTICAL RESULTS

Project: FORT SMITH, AR
Pace Project No.: 60165578

Sample: IW-106 **Lab ID: 60165578005** Collected: 03/23/14 14:25 Received: 03/25/14 01:35 Matrix: Water

Parameters	Results	Units	Report Limit	MDL	DF	Prepared	Analyzed	CAS No.	Qual
8260 MSV	Analytical Method: EPA 5030B/8260								
Acetone	ND	ug/L	10.0	1.9	1		03/30/14 18:16	67-64-1	
Benzene	ND	ug/L	5.0	0.060	1		03/30/14 18:16	71-43-2	
Bromodichloromethane	ND	ug/L	5.0	0.19	1		03/30/14 18:16	75-27-4	
Bromoform	ND	ug/L	5.0	0.070	1		03/30/14 18:16	75-25-2	
Bromomethane	ND	ug/L	7.0	0.16	1		03/30/14 18:16	74-83-9	
2-Butanone (MEK)	ND	ug/L	10.0	0.59	1		03/30/14 18:16	78-93-3	
Carbon disulfide	**0.22J**	ug/L	10.0	0.12	1		03/30/14 18:16	75-15-0	B
Carbon tetrachloride	ND	ug/L	5.0	0.18	1		03/30/14 18:16	56-23-5	
Chlorobenzene	ND	ug/L	5.0	0.21	1		03/30/14 18:16	108-90-7	
Chloroethane	ND	ug/L	10.0	0.15	1		03/30/14 18:16	75-00-3	
Chloroform	**0.51J**	ug/L	5.0	0.14	1		03/30/14 18:16	67-66-3	
Chloromethane	ND	ug/L	10.0	0.080	1		03/30/14 18:16	74-87-3	
Dibromochloromethane	ND	ug/L	5.0	0.21	1		03/30/14 18:16	124-48-1	
1,1-Dichloroethane	ND	ug/L	2.4	0.050	1		03/30/14 18:16	75-34-3	
1,2-Dichloroethane	ND	ug/L	5.0	0.12	1		03/30/14 18:16	107-06-2	
1,1-Dichloroethene	**0.31J**	ug/L	5.0	0.20	1		03/30/14 18:16	75-35-4	
cis-1,2-Dichloroethene	**4.2J**	ug/L	5.0	0.080	1		03/30/14 18:16	156-59-2	
trans-1,2-Dichloroethene	ND	ug/L	5.0	0.20	1		03/30/14 18:16	156-60-5	
1,2-Dichloropropane	ND	ug/L	5.0	0.16	1		03/30/14 18:16	78-87-5	
cis-1,3-Dichloropropene	ND	ug/L	1.0	0.14	1		03/30/14 18:16	10061-01-5	
trans-1,3-Dichloropropene	ND	ug/L	1.0	0.12	1		03/30/14 18:16	10061-02-6	
Ethylbenzene	ND	ug/L	5.0	0.18	1		03/30/14 18:16	100-41-4	
2-Hexanone	ND	ug/L	10.0	1.2	1		03/30/14 18:16	591-78-6	
Methylene chloride	ND	ug/L	5.0	0.15	1		03/30/14 18:16	75-09-2	
4-Methyl-2-pentanone (MIBK)	ND	ug/L	10.0	0.42	1		03/30/14 18:16	108-10-1	
Styrene	ND	ug/L	5.0	0.12	1		03/30/14 18:16	100-42-5	
1,1,2,2-Tetrachloroethane	ND	ug/L	1.0	0.15	1		03/30/14 18:16	79-34-5	
Tetrachloroethene	ND	ug/L	5.0	0.10	1		03/30/14 18:16	127-18-4	
Toluene	ND	ug/L	5.0	0.17	1		03/30/14 18:16	108-88-3	
1,1,1-Trichloroethane	ND	ug/L	5.0	0.11	1		03/30/14 18:16	71-55-6	
1,1,2-Trichloroethane	ND	ug/L	5.0	0.20	1		03/30/14 18:16	79-00-5	
Trichloroethene	**198**	ug/L	5.0	0.17	1		03/30/14 18:16	79-01-6	
Vinyl chloride	ND	ug/L	2.0	0.13	1		03/30/14 18:16	75-01-4	
Xylene (Total)	ND	ug/L	5.0	0.42	1		03/30/14 18:16	1330-20-7	
Surrogates									
4-Bromofluorobenzene (S)	101	%	80-120		1		03/30/14 18:16	460-00-4	
1,2-Dichloroethane-d4 (S)	109	%	80-120		1		03/30/14 18:16	17060-07-0	
Toluene-d8 (S)	97	%	80-120		1		03/30/14 18:16	2037-26-5	
Preservation pH	**1.0**		0.10	0.10	1		03/30/14 18:16		

REPORT OF LABORATORY ANALYSIS

This report shall not be reproduced, except in full,
without the written consent of Pace Analytical Services, Inc..

Pace Analytical Services, Inc.
9608 Loiret Blvd.
Lenexa, KS 66219
(913)599-5665

ANALYTICAL RESULTS

Project: FORT SMITH, AR
Pace Project No.: 60165578

Sample: IW-116 **Lab ID: 60165578006** Collected: 03/24/14 09:15 Received: 03/25/14 01:35 Matrix: Water

Parameters	Results	Units	Report Limit	MDL	DF	Prepared	Analyzed	CAS No.	Qual
8260 MSV	Analytical Method: EPA 5030B/8260								
Acetone	**191**	ug/L	10.0	1.9	1		03/30/14 18:30	67-64-1	
Benzene	ND	ug/L	5.0	0.060	1		03/30/14 18:30	71-43-2	
Bromodichloromethane	**0.21J**	ug/L	5.0	0.19	1		03/30/14 18:30	75-27-4	
Bromoform	ND	ug/L	5.0	0.070	1		03/30/14 18:30	75-25-2	
Bromomethane	ND	ug/L	7.0	0.16	1		03/30/14 18:30	74-83-9	
2-Butanone (MEK)	**137**	ug/L	10.0	0.59	1		03/30/14 18:30	78-93-3	
Carbon disulfide	ND	ug/L	10.0	0.12	1		03/30/14 18:30	75-15-0	
Carbon tetrachloride	ND	ug/L	5.0	0.18	1		03/30/14 18:30	56-23-5	
Chlorobenzene	ND	ug/L	5.0	0.21	1		03/30/14 18:30	108-90-7	
Chloroethane	ND	ug/L	10.0	0.15	1		03/30/14 18:30	75-00-3	
Chloroform	**0.92J**	ug/L	5.0	0.14	1		03/30/14 18:30	67-66-3	
Chloromethane	ND	ug/L	10.0	0.080	1		03/30/14 18:30	74-87-3	
Dibromochloromethane	ND	ug/L	5.0	0.21	1		03/30/14 18:30	124-48-1	
1,1-Dichloroethane	ND	ug/L	2.4	0.050	1		03/30/14 18:30	75-34-3	
1,2-Dichloroethane	ND	ug/L	5.0	0.12	1		03/30/14 18:30	107-06-2	
1,1-Dichloroethene	**0.75J**	ug/L	5.0	0.20	1		03/30/14 18:30	75-35-4	
cis-1,2-Dichloroethene	**10.9**	ug/L	5.0	0.080	1		03/30/14 18:30	156-59-2	
trans-1,2-Dichloroethene	**1.3J**	ug/L	5.0	0.20	1		03/30/14 18:30	156-60-5	
1,2-Dichloropropane	ND	ug/L	5.0	0.16	1		03/30/14 18:30	78-87-5	
cis-1,3-Dichloropropene	ND	ug/L	1.0	0.14	1		03/30/14 18:30	10061-01-5	
trans-1,3-Dichloropropene	ND	ug/L	1.0	0.12	1		03/30/14 18:30	10061-02-6	
Ethylbenzene	ND	ug/L	5.0	0.18	1		03/30/14 18:30	100-41-4	
2-Hexanone	ND	ug/L	10.0	1.2	1		03/30/14 18:30	591-78-6	
Methylene chloride	ND	ug/L	5.0	0.15	1		03/30/14 18:30	75-09-2	
4-Methyl-2-pentanone (MIBK)	ND	ug/L	10.0	0.42	1		03/30/14 18:30	108-10-1	
Styrene	ND	ug/L	5.0	0.12	1		03/30/14 18:30	100-42-5	
1,1,2,2-Tetrachloroethane	ND	ug/L	1.0	0.15	1		03/30/14 18:30	79-34-5	
Tetrachloroethene	**0.13J**	ug/L	5.0	0.10	1		03/30/14 18:30	127-18-4	
Toluene	**0.42J**	ug/L	5.0	0.17	1		03/30/14 18:30	108-88-3	
1,1,1-Trichloroethane	ND	ug/L	5.0	0.11	1		03/30/14 18:30	71-55-6	
1,1,2-Trichloroethane	ND	ug/L	5.0	0.20	1		03/30/14 18:30	79-00-5	
Trichloroethene	**486**	ug/L	25.0	0.85	5		04/01/14 05:53	79-01-6	
Vinyl chloride	**0.33J**	ug/L	2.0	0.13	1		03/30/14 18:30	75-01-4	
Xylene (Total)	ND	ug/L	5.0	0.42	1		03/30/14 18:30	1330-20-7	
Surrogates									
4-Bromofluorobenzene (S)	104	%	80-120		1		03/30/14 18:30	460-00-4	
1,2-Dichloroethane-d4 (S)	108	%	80-120		1		03/30/14 18:30	17060-07-0	
Toluene-d8 (S)	101	%	80-120		1		03/30/14 18:30	2037-26-5	
Preservation pH	**1.0**		0.10	0.10	1		03/30/14 18:30		

REPORT OF LABORATORY ANALYSIS

This report shall not be reproduced, except in full,
without the written consent of Pace Analytical Services, Inc..

Pace Analytical Services, Inc.
9608 Loiret Blvd.
Lenexa, KS 66219
(913)599-5665

ANALYTICAL RESULTS

Project: FORT SMITH, AR
Pace Project No.: 60165578

Sample: IW-118 **Lab ID: 60165578007** Collected: 03/24/14 13:50 Received: 03/25/14 01:35 Matrix: Water

Parameters	Results	Units	Report Limit	MDL	DF	Prepared	Analyzed	CAS No.	Qual
8260 MSV	Analytical Method: EPA 5030B/8260								
Acetone	**37.3**	ug/L	10.0	1.9	1		03/30/14 18:44	67-64-1	
Benzene	ND	ug/L	5.0	0.060	1		03/30/14 18:44	71-43-2	
Bromodichloromethane	ND	ug/L	5.0	0.19	1		03/30/14 18:44	75-27-4	
Bromoform	ND	ug/L	5.0	0.070	1		03/30/14 18:44	75-25-2	
Bromomethane	ND	ug/L	7.0	0.16	1		03/30/14 18:44	74-83-9	
2-Butanone (MEK)	ND	ug/L	10.0	0.59	1		03/30/14 18:44	78-93-3	
Carbon disulfide	ND	ug/L	10.0	0.12	1		03/30/14 18:44	75-15-0	
Carbon tetrachloride	ND	ug/L	5.0	0.18	1		03/30/14 18:44	56-23-5	
Chlorobenzene	ND	ug/L	5.0	0.21	1		03/30/14 18:44	108-90-7	
Chloroethane	ND	ug/L	10.0	0.15	1		03/30/14 18:44	75-00-3	
Chloroform	**1.1J**	ug/L	5.0	0.14	1		03/30/14 18:44	67-66-3	
Chloromethane	ND	ug/L	10.0	0.080	1		03/30/14 18:44	74-87-3	
Dibromochloromethane	ND	ug/L	5.0	0.21	1		03/30/14 18:44	124-48-1	
1,1-Dichloroethane	ND	ug/L	2.4	0.050	1		03/30/14 18:44	75-34-3	
1,2-Dichloroethane	ND	ug/L	5.0	0.12	1		03/30/14 18:44	107-06-2	
1,1-Dichloroethene	**0.89J**	ug/L	5.0	0.20	1		03/30/14 18:44	75-35-4	
cis-1,2-Dichloroethene	**11.6**	ug/L	5.0	0.080	1		03/30/14 18:44	156-59-2	
trans-1,2-Dichloroethene	**1.3J**	ug/L	5.0	0.20	1		03/30/14 18:44	156-60-5	
1,2-Dichloropropane	ND	ug/L	5.0	0.16	1		03/30/14 18:44	78-87-5	
cis-1,3-Dichloropropene	ND	ug/L	1.0	0.14	1		03/30/14 18:44	10061-01-5	
trans-1,3-Dichloropropene	ND	ug/L	1.0	0.12	1		03/30/14 18:44	10061-02-6	
Ethylbenzene	ND	ug/L	5.0	0.18	1		03/30/14 18:44	100-41-4	
2-Hexanone	ND	ug/L	10.0	1.2	1		03/30/14 18:44	591-78-6	
Methylene chloride	ND	ug/L	5.0	0.15	1		03/30/14 18:44	75-09-2	
4-Methyl-2-pentanone (MIBK)	ND	ug/L	10.0	0.42	1		03/30/14 18:44	108-10-1	
Styrene	ND	ug/L	5.0	0.12	1		03/30/14 18:44	100-42-5	
1,1,2,2-Tetrachloroethane	ND	ug/L	1.0	0.15	1		03/30/14 18:44	79-34-5	
Tetrachloroethene	**0.14J**	ug/L	5.0	0.10	1		03/30/14 18:44	127-18-4	
Toluene	**0.49J**	ug/L	5.0	0.17	1		03/30/14 18:44	108-88-3	
1,1,1-Trichloroethane	ND	ug/L	5.0	0.11	1		03/30/14 18:44	71-55-6	
1,1,2-Trichloroethane	ND	ug/L	5.0	0.20	1		03/30/14 18:44	79-00-5	
Trichloroethene	**496**	ug/L	25.0	0.85	5		04/01/14 06:07	79-01-6	
Vinyl chloride	**0.34J**	ug/L	2.0	0.13	1		03/30/14 18:44	75-01-4	
Xylene (Total)	ND	ug/L	5.0	0.42	1		03/30/14 18:44	1330-20-7	
Surrogates									
4-Bromofluorobenzene (S)	97	%	80-120		1		03/30/14 18:44	460-00-4	
1,2-Dichloroethane-d4 (S)	105	%	80-120		1		03/30/14 18:44	17060-07-0	
Toluene-d8 (S)	98	%	80-120		1		03/30/14 18:44	2037-26-5	
Preservation pH	**1.0**		0.10	0.10	1		03/30/14 18:44		

REPORT OF LABORATORY ANALYSIS

This report shall not be reproduced, except in full,
without the written consent of Pace Analytical Services, Inc..

Pace Analytical Services, Inc.
9608 Loiret Blvd.
Lenexa, KS 66219
(913)599-5665

ANALYTICAL RESULTS

Project: FORT SMITH, AR
Pace Project No.: 60165578

Sample: IW-112 **Lab ID: 60165578008** Collected: 03/23/14 14:45 Received: 03/25/14 01:35 Matrix: Water

Parameters	Results	Units	Report Limit	MDL	DF	Prepared	Analyzed	CAS No.	Qual
8260 MSV	Analytical Method: EPA 5030B/8260								
Acetone	**3.2J**	ug/L	10.0	1.9	1		03/30/14 18:59	67-64-1	B
Benzene	ND	ug/L	5.0	0.060	1		03/30/14 18:59	71-43-2	
Bromodichloromethane	ND	ug/L	5.0	0.19	1		03/30/14 18:59	75-27-4	
Bromoform	ND	ug/L	5.0	0.070	1		03/30/14 18:59	75-25-2	
Bromomethane	ND	ug/L	7.0	0.16	1		03/30/14 18:59	74-83-9	
2-Butanone (MEK)	ND	ug/L	10.0	0.59	1		03/30/14 18:59	78-93-3	
Carbon disulfide	ND	ug/L	10.0	0.12	1		03/30/14 18:59	75-15-0	
Carbon tetrachloride	ND	ug/L	5.0	0.18	1		03/30/14 18:59	56-23-5	
Chlorobenzene	ND	ug/L	5.0	0.21	1		03/30/14 18:59	108-90-7	
Chloroethane	ND	ug/L	10.0	0.15	1		03/30/14 18:59	75-00-3	
Chloroform	**0.53J**	ug/L	5.0	0.14	1		03/30/14 18:59	67-66-3	
Chloromethane	ND	ug/L	10.0	0.080	1		03/30/14 18:59	74-87-3	
Dibromochloromethane	ND	ug/L	5.0	0.21	1		03/30/14 18:59	124-48-1	
1,1-Dichloroethane	ND	ug/L	2.4	0.050	1		03/30/14 18:59	75-34-3	
1,2-Dichloroethane	ND	ug/L	5.0	0.12	1		03/30/14 18:59	107-06-2	
1,1-Dichloroethene	**0.63J**	ug/L	5.0	0.20	1		03/30/14 18:59	75-35-4	
cis-1,2-Dichloroethene	**4.9J**	ug/L	5.0	0.080	1		03/30/14 18:59	156-59-2	
trans-1,2-Dichloroethene	ND	ug/L	5.0	0.20	1		03/30/14 18:59	156-60-5	
1,2-Dichloropropane	ND	ug/L	5.0	0.16	1		03/30/14 18:59	78-87-5	
cis-1,3-Dichloropropene	ND	ug/L	1.0	0.14	1		03/30/14 18:59	10061-01-5	
trans-1,3-Dichloropropene	ND	ug/L	1.0	0.12	1		03/30/14 18:59	10061-02-6	
Ethylbenzene	ND	ug/L	5.0	0.18	1		03/30/14 18:59	100-41-4	
2-Hexanone	ND	ug/L	10.0	1.2	1		03/30/14 18:59	591-78-6	
Methylene chloride	ND	ug/L	5.0	0.15	1		03/30/14 18:59	75-09-2	
4-Methyl-2-pentanone (MIBK)	ND	ug/L	10.0	0.42	1		03/30/14 18:59	108-10-1	
Styrene	ND	ug/L	5.0	0.12	1		03/30/14 18:59	100-42-5	
1,1,2,2-Tetrachloroethane	ND	ug/L	1.0	0.15	1		03/30/14 18:59	79-34-5	
Tetrachloroethene	ND	ug/L	5.0	0.10	1		03/30/14 18:59	127-18-4	
Toluene	ND	ug/L	5.0	0.17	1		03/30/14 18:59	108-88-3	
1,1,1-Trichloroethane	ND	ug/L	5.0	0.11	1		03/30/14 18:59	71-55-6	
1,1,2-Trichloroethane	ND	ug/L	5.0	0.20	1		03/30/14 18:59	79-00-5	
Trichloroethene	**219**	ug/L	25.0	0.85	5		04/01/14 06:21	79-01-6	
Vinyl chloride	**0.23J**	ug/L	2.0	0.13	1		03/30/14 18:59	75-01-4	
Xylene (Total)	ND	ug/L	5.0	0.42	1		03/30/14 18:59	1330-20-7	
Surrogates									
4-Bromofluorobenzene (S)	99	%	80-120		1		03/30/14 18:59	460-00-4	
1,2-Dichloroethane-d4 (S)	112	%	80-120		1		03/30/14 18:59	17060-07-0	
Toluene-d8 (S)	97	%	80-120		1		03/30/14 18:59	2037-26-5	
Preservation pH	**1.0**		0.10	0.10	1		03/30/14 18:59		

REPORT OF LABORATORY ANALYSIS

This report shall not be reproduced, except in full,
without the written consent of Pace Analytical Services, Inc..

Pace Analytical Services, Inc.
9608 Loiret Blvd.
Lenexa, KS 66219
(913)599-5665

ANALYTICAL RESULTS

Project: FORT SMITH, AR
Pace Project No.: 60165578

Sample: IW-131 **Lab ID: 60165578009** Collected: 03/24/14 13:32 Received: 03/25/14 01:35 Matrix: Water

Parameters	Results	Units	Report Limit	MDL	DF	Prepared	Analyzed	CAS No.	Qual
8260 MSV	Analytical Method: EPA 5030B/8260								
Acetone	**261**	ug/L	10.0	1.9	1		03/30/14 19:13	67-64-1	
Benzene	ND	ug/L	5.0	0.060	1		03/30/14 19:13	71-43-2	
Bromodichloromethane	ND	ug/L	5.0	0.19	1		03/30/14 19:13	75-27-4	
Bromoform	ND	ug/L	5.0	0.070	1		03/30/14 19:13	75-25-2	
Bromomethane	ND	ug/L	7.0	0.16	1		03/30/14 19:13	74-83-9	
2-Butanone (MEK)	**341**	ug/L	10.0	0.59	1		03/30/14 19:13	78-93-3	
Carbon disulfide	ND	ug/L	10.0	0.12	1		03/30/14 19:13	75-15-0	
Carbon tetrachloride	ND	ug/L	5.0	0.18	1		03/30/14 19:13	56-23-5	
Chlorobenzene	ND	ug/L	5.0	0.21	1		03/30/14 19:13	108-90-7	
Chloroethane	ND	ug/L	10.0	0.15	1		03/30/14 19:13	75-00-3	
Chloroform	**1.9J**	ug/L	5.0	0.14	1		03/30/14 19:13	67-66-3	
Chloromethane	ND	ug/L	10.0	0.080	1		03/30/14 19:13	74-87-3	
Dibromochloromethane	ND	ug/L	5.0	0.21	1		03/30/14 19:13	124-48-1	
1,1-Dichloroethane	ND	ug/L	2.4	0.050	1		03/30/14 19:13	75-34-3	
1,2-Dichloroethane	ND	ug/L	5.0	0.12	1		03/30/14 19:13	107-06-2	
1,1-Dichloroethene	**0.96J**	ug/L	5.0	0.20	1		03/30/14 19:13	75-35-4	
cis-1,2-Dichloroethene	**11.5**	ug/L	5.0	0.080	1		03/30/14 19:13	156-59-2	
trans-1,2-Dichloroethene	**1.4J**	ug/L	5.0	0.20	1		03/30/14 19:13	156-60-5	
1,2-Dichloropropane	ND	ug/L	5.0	0.16	1		03/30/14 19:13	78-87-5	
cis-1,3-Dichloropropene	ND	ug/L	1.0	0.14	1		03/30/14 19:13	10061-01-5	
trans-1,3-Dichloropropene	ND	ug/L	1.0	0.12	1		03/30/14 19:13	10061-02-6	
Ethylbenzene	**0.41J**	ug/L	5.0	0.18	1		03/30/14 19:13	100-41-4	
2-Hexanone	ND	ug/L	10.0	1.2	1		03/30/14 19:13	591-78-6	
Methylene chloride	ND	ug/L	5.0	0.15	1		03/30/14 19:13	75-09-2	
4-Methyl-2-pentanone (MIBK)	ND	ug/L	10.0	0.42	1		03/30/14 19:13	108-10-1	
Styrene	ND	ug/L	5.0	0.12	1		03/30/14 19:13	100-42-5	
1,1,2,2-Tetrachloroethane	ND	ug/L	1.0	0.15	1		03/30/14 19:13	79-34-5	
Tetrachloroethene	ND	ug/L	5.0	0.10	1		03/30/14 19:13	127-18-4	
Toluene	**0.38J**	ug/L	5.0	0.17	1		03/30/14 19:13	108-88-3	
1,1,1-Trichloroethane	ND	ug/L	5.0	0.11	1		03/30/14 19:13	71-55-6	
1,1,2-Trichloroethane	ND	ug/L	5.0	0.20	1		03/30/14 19:13	79-00-5	
Trichloroethene	**526**	ug/L	25.0	0.85	5		04/01/14 06:35	79-01-6	
Vinyl chloride	**0.35J**	ug/L	2.0	0.13	1		03/30/14 19:13	75-01-4	
Xylene (Total)	ND	ug/L	5.0	0.42	1		03/30/14 19:13	1330-20-7	
Surrogates									
4-Bromofluorobenzene (S)	99	%	80-120		1		03/30/14 19:13	460-00-4	
1,2-Dichloroethane-d4 (S)	111	%	80-120		1		03/30/14 19:13	17060-07-0	
Toluene-d8 (S)	99	%	80-120		1		03/30/14 19:13	2037-26-5	
Preservation pH	**1.0**		0.10	0.10	1		03/30/14 19:13		

REPORT OF LABORATORY ANALYSIS

This report shall not be reproduced, except in full,
without the written consent of Pace Analytical Services, Inc..

Pace Analytical Services, Inc.
9608 Loiret Blvd.
Lenexa, KS 66219
(913)599-5665

ANALYTICAL RESULTS

Project: FORT SMITH, AR
Pace Project No.: 60165578

Sample: IW-110 **Lab ID: 60165578010** Collected: 03/23/14 17:30 Received: 03/25/14 01:35 Matrix: Water

Parameters	Results	Units	Report Limit	MDL	DF	Prepared	Analyzed	CAS No.	Qual
8260 MSV	Analytical Method: EPA 5030B/8260								
Acetone	**4.0J**	ug/L	10.0	1.9	1		03/30/14 19:27	67-64-1	B
Benzene	ND	ug/L	5.0	0.060	1		03/30/14 19:27	71-43-2	
Bromodichloromethane	ND	ug/L	5.0	0.19	1		03/30/14 19:27	75-27-4	
Bromoform	ND	ug/L	5.0	0.070	1		03/30/14 19:27	75-25-2	
Bromomethane	ND	ug/L	7.0	0.16	1		03/30/14 19:27	74-83-9	
2-Butanone (MEK)	ND	ug/L	10.0	0.59	1		03/30/14 19:27	78-93-3	
Carbon disulfide	ND	ug/L	10.0	0.12	1		03/30/14 19:27	75-15-0	
Carbon tetrachloride	ND	ug/L	5.0	0.18	1		03/30/14 19:27	56-23-5	
Chlorobenzene	ND	ug/L	5.0	0.21	1		03/30/14 19:27	108-90-7	
Chloroethane	ND	ug/L	10.0	0.15	1		03/30/14 19:27	75-00-3	
Chloroform	**0.32J**	ug/L	5.0	0.14	1		03/30/14 19:27	67-66-3	
Chloromethane	ND	ug/L	10.0	0.080	1		03/30/14 19:27	74-87-3	
Dibromochloromethane	ND	ug/L	5.0	0.21	1		03/30/14 19:27	124-48-1	
1,1-Dichloroethane	ND	ug/L	2.4	0.050	1		03/30/14 19:27	75-34-3	
1,2-Dichloroethane	ND	ug/L	5.0	0.12	1		03/30/14 19:27	107-06-2	
1,1-Dichloroethene	**0.80J**	ug/L	5.0	0.20	1		03/30/14 19:27	75-35-4	
cis-1,2-Dichloroethene	**9.8**	ug/L	5.0	0.080	1		03/30/14 19:27	156-59-2	
trans-1,2-Dichloroethene	**1.2J**	ug/L	5.0	0.20	1		03/30/14 19:27	156-60-5	
1,2-Dichloropropane	ND	ug/L	5.0	0.16	1		03/30/14 19:27	78-87-5	
cis-1,3-Dichloropropene	ND	ug/L	1.0	0.14	1		03/30/14 19:27	10061-01-5	
trans-1,3-Dichloropropene	ND	ug/L	1.0	0.12	1		03/30/14 19:27	10061-02-6	
Ethylbenzene	ND	ug/L	5.0	0.18	1		03/30/14 19:27	100-41-4	
2-Hexanone	ND	ug/L	10.0	1.2	1		03/30/14 19:27	591-78-6	
Methylene chloride	ND	ug/L	5.0	0.15	1		03/30/14 19:27	75-09-2	
4-Methyl-2-pentanone (MIBK)	ND	ug/L	10.0	0.42	1		03/30/14 19:27	108-10-1	
Styrene	ND	ug/L	5.0	0.12	1		03/30/14 19:27	100-42-5	
1,1,2,2-Tetrachloroethane	ND	ug/L	1.0	0.15	1		03/30/14 19:27	79-34-5	
Tetrachloroethene	ND	ug/L	5.0	0.10	1		03/30/14 19:27	127-18-4	
Toluene	ND	ug/L	5.0	0.17	1		03/30/14 19:27	108-88-3	
1,1,1-Trichloroethane	ND	ug/L	5.0	0.11	1		03/30/14 19:27	71-55-6	
1,1,2-Trichloroethane	ND	ug/L	5.0	0.20	1		03/30/14 19:27	79-00-5	
Trichloroethene	**464**	ug/L	25.0	0.85	5		04/01/14 06:49	79-01-6	
Vinyl chloride	**0.50J**	ug/L	2.0	0.13	1		03/30/14 19:27	75-01-4	
Xylene (Total)	ND	ug/L	5.0	0.42	1		03/30/14 19:27	1330-20-7	
Surrogates									
4-Bromofluorobenzene (S)	100	%	80-120		1		03/30/14 19:27	460-00-4	
1,2-Dichloroethane-d4 (S)	107	%	80-120		1		03/30/14 19:27	17060-07-0	
Toluene-d8 (S)	99	%	80-120		1		03/30/14 19:27	2037-26-5	
Preservation pH	**1.0**		0.10	0.10	1		03/30/14 19:27		

REPORT OF LABORATORY ANALYSIS

This report shall not be reproduced, except in full,
without the written consent of Pace Analytical Services, Inc..

Pace Analytical Services, Inc.
9608 Loiret Blvd.
Lenexa, KS 66219
(913)599-5665

ANALYTICAL RESULTS

Project: FORT SMITH, AR
Pace Project No.: 60165578

Sample: IW-101 **Lab ID: 60165578011** Collected: 03/23/14 19:00 Received: 03/25/14 01:35 Matrix: Water

Parameters	Results	Units	Report Limit	MDL	DF	Prepared	Analyzed	CAS No.	Qual
8260 MSV	Analytical Method: EPA 5030B/8260								
Acetone	**2.4J**	ug/L	10.0	1.9	1		03/30/14 19:41	67-64-1	B
Benzene	ND	ug/L	5.0	0.060	1		03/30/14 19:41	71-43-2	
Bromodichloromethane	**0.67J**	ug/L	5.0	0.19	1		03/30/14 19:41	75-27-4	
Bromoform	ND	ug/L	5.0	0.070	1		03/30/14 19:41	75-25-2	
Bromomethane	ND	ug/L	7.0	0.16	1		03/30/14 19:41	74-83-9	
2-Butanone (MEK)	ND	ug/L	10.0	0.59	1		03/30/14 19:41	78-93-3	
Carbon disulfide	ND	ug/L	10.0	0.12	1		03/30/14 19:41	75-15-0	
Carbon tetrachloride	ND	ug/L	5.0	0.18	1		03/30/14 19:41	56-23-5	
Chlorobenzene	ND	ug/L	5.0	0.21	1		03/30/14 19:41	108-90-7	
Chloroethane	ND	ug/L	10.0	0.15	1		03/30/14 19:41	75-00-3	
Chloroform	**2.1J**	ug/L	5.0	0.14	1		03/30/14 19:41	67-66-3	
Chloromethane	ND	ug/L	10.0	0.080	1		03/30/14 19:41	74-87-3	
Dibromochloromethane	**0.41J**	ug/L	5.0	0.21	1		03/30/14 19:41	124-48-1	
1,1-Dichloroethane	ND	ug/L	2.4	0.050	1		03/30/14 19:41	75-34-3	
1,2-Dichloroethane	ND	ug/L	5.0	0.12	1		03/30/14 19:41	107-06-2	
1,1-Dichloroethene	**0.60J**	ug/L	5.0	0.20	1		03/30/14 19:41	75-35-4	
cis-1,2-Dichloroethene	**7.5**	ug/L	5.0	0.080	1		03/30/14 19:41	156-59-2	
trans-1,2-Dichloroethene	ND	ug/L	5.0	0.20	1		03/30/14 19:41	156-60-5	
1,2-Dichloropropane	ND	ug/L	5.0	0.16	1		03/30/14 19:41	78-87-5	
cis-1,3-Dichloropropene	ND	ug/L	1.0	0.14	1		03/30/14 19:41	10061-01-5	
trans-1,3-Dichloropropene	ND	ug/L	1.0	0.12	1		03/30/14 19:41	10061-02-6	
Ethylbenzene	ND	ug/L	5.0	0.18	1		03/30/14 19:41	100-41-4	
2-Hexanone	ND	ug/L	10.0	1.2	1		03/30/14 19:41	591-78-6	
Methylene chloride	ND	ug/L	5.0	0.15	1		03/30/14 19:41	75-09-2	
4-Methyl-2-pentanone (MIBK)	ND	ug/L	10.0	0.42	1		03/30/14 19:41	108-10-1	
Styrene	ND	ug/L	5.0	0.12	1		03/30/14 19:41	100-42-5	
1,1,2,2-Tetrachloroethane	ND	ug/L	1.0	0.15	1		03/30/14 19:41	79-34-5	
Tetrachloroethene	**0.16J**	ug/L	5.0	0.10	1		03/30/14 19:41	127-18-4	
Toluene	**0.37J**	ug/L	5.0	0.17	1		03/30/14 19:41	108-88-3	
1,1,1-Trichloroethane	ND	ug/L	5.0	0.11	1		03/30/14 19:41	71-55-6	
1,1,2-Trichloroethane	ND	ug/L	5.0	0.20	1		03/30/14 19:41	79-00-5	
Trichloroethene	**314**	ug/L	25.0	0.85	5		04/01/14 07:04	79-01-6	
Vinyl chloride	**0.21J**	ug/L	2.0	0.13	1		03/30/14 19:41	75-01-4	
Xylene (Total)	ND	ug/L	5.0	0.42	1		03/30/14 19:41	1330-20-7	
Surrogates									
4-Bromofluorobenzene (S)	103	%	80-120		1		03/30/14 19:41	460-00-4	
1,2-Dichloroethane-d4 (S)	107	%	80-120		1		03/30/14 19:41	17060-07-0	
Toluene-d8 (S)	97	%	80-120		1		03/30/14 19:41	2037-26-5	
Preservation pH	**1.0**		0.10	0.10	1		03/30/14 19:41		

REPORT OF LABORATORY ANALYSIS

This report shall not be reproduced, except in full,
without the written consent of Pace Analytical Services, Inc..

Pace Analytical Services, Inc.
9608 Loiret Blvd.
Lenexa, KS 66219
(913)599-5665

ANALYTICAL RESULTS

Project: FORT SMITH, AR
Pace Project No.: 60165578

Sample: IW-120 **Lab ID: 60165578012** Collected: 03/24/14 15:55 Received: 03/25/14 01:35 Matrix: Water

Parameters	Results	Units	Report Limit	MDL	DF	Prepared	Analyzed	CAS No.	Qual
8260 MSV	Analytical Method: EPA 5030B/8260								
Acetone	ND	ug/L	10.0	1.9	1		03/30/14 19:55	67-64-1	
Benzene	ND	ug/L	5.0	0.060	1		03/30/14 19:55	71-43-2	
Bromodichloromethane	ND	ug/L	5.0	0.19	1		03/30/14 19:55	75-27-4	
Bromoform	ND	ug/L	5.0	0.070	1		03/30/14 19:55	75-25-2	
Bromomethane	ND	ug/L	7.0	0.16	1		03/30/14 19:55	74-83-9	
2-Butanone (MEK)	ND	ug/L	10.0	0.59	1		03/30/14 19:55	78-93-3	
Carbon disulfide	ND	ug/L	10.0	0.12	1		03/30/14 19:55	75-15-0	
Carbon tetrachloride	ND	ug/L	5.0	0.18	1		03/30/14 19:55	56-23-5	
Chlorobenzene	ND	ug/L	5.0	0.21	1		03/30/14 19:55	108-90-7	
Chloroethane	ND	ug/L	10.0	0.15	1		03/30/14 19:55	75-00-3	
Chloroform	**1.1J**	ug/L	5.0	0.14	1		03/30/14 19:55	67-66-3	
Chloromethane	ND	ug/L	10.0	0.080	1		03/30/14 19:55	74-87-3	
Dibromochloromethane	ND	ug/L	5.0	0.21	1		03/30/14 19:55	124-48-1	
1,1-Dichloroethane	ND	ug/L	2.4	0.050	1		03/30/14 19:55	75-34-3	
1,2-Dichloroethane	ND	ug/L	5.0	0.12	1		03/30/14 19:55	107-06-2	
1,1-Dichloroethene	**0.63J**	ug/L	5.0	0.20	1		03/30/14 19:55	75-35-4	
cis-1,2-Dichloroethene	**7.9**	ug/L	5.0	0.080	1		03/30/14 19:55	156-59-2	
trans-1,2-Dichloroethene	**1.2J**	ug/L	5.0	0.20	1		03/30/14 19:55	156-60-5	
1,2-Dichloropropane	ND	ug/L	5.0	0.16	1		03/30/14 19:55	78-87-5	
cis-1,3-Dichloropropene	ND	ug/L	1.0	0.14	1		03/30/14 19:55	10061-01-5	
trans-1,3-Dichloropropene	ND	ug/L	1.0	0.12	1		03/30/14 19:55	10061-02-6	
Ethylbenzene	ND	ug/L	5.0	0.18	1		03/30/14 19:55	100-41-4	
2-Hexanone	ND	ug/L	10.0	1.2	1		03/30/14 19:55	591-78-6	
Methylene chloride	ND	ug/L	5.0	0.15	1		03/30/14 19:55	75-09-2	
4-Methyl-2-pentanone (MIBK)	ND	ug/L	10.0	0.42	1		03/30/14 19:55	108-10-1	
Styrene	ND	ug/L	5.0	0.12	1		03/30/14 19:55	100-42-5	
1,1,2,2-Tetrachloroethane	ND	ug/L	1.0	0.15	1		03/30/14 19:55	79-34-5	
Tetrachloroethene	ND	ug/L	5.0	0.10	1		03/30/14 19:55	127-18-4	
Toluene	**0.33J**	ug/L	5.0	0.17	1		03/30/14 19:55	108-88-3	
1,1,1-Trichloroethane	ND	ug/L	5.0	0.11	1		03/30/14 19:55	71-55-6	
1,1,2-Trichloroethane	ND	ug/L	5.0	0.20	1		03/30/14 19:55	79-00-5	
Trichloroethene	**289**	ug/L	25.0	0.85	5		04/01/14 07:18	79-01-6	
Vinyl chloride	**0.14J**	ug/L	2.0	0.13	1		03/30/14 19:55	75-01-4	
Xylene (Total)	ND	ug/L	5.0	0.42	1		03/30/14 19:55	1330-20-7	
Surrogates									
4-Bromofluorobenzene (S)	99	%	80-120		1		03/30/14 19:55	460-00-4	
1,2-Dichloroethane-d4 (S)	107	%	80-120		1		03/30/14 19:55	17060-07-0	
Toluene-d8 (S)	99	%	80-120		1		03/30/14 19:55	2037-26-5	
Preservation pH	**1.0**		0.10	0.10	1		03/30/14 19:55		

REPORT OF LABORATORY ANALYSIS

This report shall not be reproduced, except in full,
without the written consent of Pace Analytical Services, Inc..

Pace Analytical Services, Inc.
9608 Loiret Blvd.
Lenexa, KS 66219
(913)599-5665

ANALYTICAL RESULTS

Project: FORT SMITH, AR
Pace Project No.: 60165578

Sample: IW-104 **Lab ID: 60165578013** Collected: 03/23/14 11:45 Received: 03/25/14 01:35 Matrix: Water

Parameters	Results	Units	Report Limit	MDL	DF	Prepared	Analyzed	CAS No.	Qual
8260 MSV	Analytical Method: EPA 5030B/8260								
Acetone	**2.0J**	ug/L	10.0	1.9	1		03/30/14 20:10	67-64-1	B
Benzene	ND	ug/L	5.0	0.060	1		03/30/14 20:10	71-43-2	
Bromodichloromethane	ND	ug/L	5.0	0.19	1		03/30/14 20:10	75-27-4	
Bromoform	ND	ug/L	5.0	0.070	1		03/30/14 20:10	75-25-2	
Bromomethane	ND	ug/L	7.0	0.16	1		03/30/14 20:10	74-83-9	
2-Butanone (MEK)	ND	ug/L	10.0	0.59	1		03/30/14 20:10	78-93-3	
Carbon disulfide	ND	ug/L	10.0	0.12	1		03/30/14 20:10	75-15-0	
Carbon tetrachloride	ND	ug/L	5.0	0.18	1		03/30/14 20:10	56-23-5	
Chlorobenzene	ND	ug/L	5.0	0.21	1		03/30/14 20:10	108-90-7	
Chloroethane	ND	ug/L	10.0	0.15	1		03/30/14 20:10	75-00-3	
Chloroform	**0.73J**	ug/L	5.0	0.14	1		03/30/14 20:10	67-66-3	
Chloromethane	ND	ug/L	10.0	0.080	1		03/30/14 20:10	74-87-3	
Dibromochloromethane	ND	ug/L	5.0	0.21	1		03/30/14 20:10	124-48-1	
1,1-Dichloroethane	ND	ug/L	2.4	0.050	1		03/30/14 20:10	75-34-3	
1,2-Dichloroethane	ND	ug/L	5.0	0.12	1		03/30/14 20:10	107-06-2	
1,1-Dichloroethene	**1.3J**	ug/L	5.0	0.20	1		03/30/14 20:10	75-35-4	
cis-1,2-Dichloroethene	**13.5**	ug/L	5.0	0.080	1		03/30/14 20:10	156-59-2	
trans-1,2-Dichloroethene	**1.4J**	ug/L	5.0	0.20	1		03/30/14 20:10	156-60-5	
1,2-Dichloropropane	ND	ug/L	5.0	0.16	1		03/30/14 20:10	78-87-5	
cis-1,3-Dichloropropene	ND	ug/L	1.0	0.14	1		03/30/14 20:10	10061-01-5	
trans-1,3-Dichloropropene	ND	ug/L	1.0	0.12	1		03/30/14 20:10	10061-02-6	
Ethylbenzene	ND	ug/L	5.0	0.18	1		03/30/14 20:10	100-41-4	
2-Hexanone	ND	ug/L	10.0	1.2	1		03/30/14 20:10	591-78-6	
Methylene chloride	ND	ug/L	5.0	0.15	1		03/30/14 20:10	75-09-2	
4-Methyl-2-pentanone (MIBK)	ND	ug/L	10.0	0.42	1		03/30/14 20:10	108-10-1	
Styrene	ND	ug/L	5.0	0.12	1		03/30/14 20:10	100-42-5	
1,1,2,2-Tetrachloroethane	ND	ug/L	1.0	0.15	1		03/30/14 20:10	79-34-5	
Tetrachloroethene	**0.17J**	ug/L	5.0	0.10	1		03/30/14 20:10	127-18-4	
Toluene	ND	ug/L	5.0	0.17	1		03/30/14 20:10	108-88-3	
1,1,1-Trichloroethane	ND	ug/L	5.0	0.11	1		03/30/14 20:10	71-55-6	
1,1,2-Trichloroethane	ND	ug/L	5.0	0.20	1		03/30/14 20:10	79-00-5	
Trichloroethene	**637**	ug/L	50.0	1.7	10		04/01/14 07:33	79-01-6	
Vinyl chloride	**0.69J**	ug/L	2.0	0.13	1		03/30/14 20:10	75-01-4	
Xylene (Total)	ND	ug/L	5.0	0.42	1		03/30/14 20:10	1330-20-7	
Surrogates									
4-Bromofluorobenzene (S)	99	%	80-120		1		03/30/14 20:10	460-00-4	
1,2-Dichloroethane-d4 (S)	106	%	80-120		1		03/30/14 20:10	17060-07-0	
Toluene-d8 (S)	99	%	80-120		1		03/30/14 20:10	2037-26-5	
Preservation pH	**1.0**		0.10	0.10	1		03/30/14 20:10		

REPORT OF LABORATORY ANALYSIS

This report shall not be reproduced, except in full,
without the written consent of Pace Analytical Services, Inc..

Pace Analytical Services, Inc.
9608 Loiret Blvd.
Lenexa, KS 66219
(913)599-5665

ANALYTICAL RESULTS

Project: FORT SMITH, AR
Pace Project No.: 60165578

Sample: IW-117 **Lab ID: 60165578014** Collected: 03/24/14 11:52 Received: 03/25/14 01:35 Matrix: Water

Parameters	Results	Units	Report Limit	MDL	DF	Prepared	Analyzed	CAS No.	Qual
8260 MSV	Analytical Method: EPA 5030B/8260								
Acetone	**163**	ug/L	10.0	1.9	1		03/30/14 20:24	67-64-1	
Benzene	ND	ug/L	5.0	0.060	1		03/30/14 20:24	71-43-2	
Bromodichloromethane	ND	ug/L	5.0	0.19	1		03/30/14 20:24	75-27-4	
Bromoform	ND	ug/L	5.0	0.070	1		03/30/14 20:24	75-25-2	
Bromomethane	ND	ug/L	7.0	0.16	1		03/30/14 20:24	74-83-9	
2-Butanone (MEK)	**236**	ug/L	10.0	0.59	1		03/30/14 20:24	78-93-3	
Carbon disulfide	ND	ug/L	10.0	0.12	1		03/30/14 20:24	75-15-0	
Carbon tetrachloride	ND	ug/L	5.0	0.18	1		03/30/14 20:24	56-23-5	
Chlorobenzene	ND	ug/L	5.0	0.21	1		03/30/14 20:24	108-90-7	
Chloroethane	ND	ug/L	10.0	0.15	1		03/30/14 20:24	75-00-3	
Chloroform	**0.72J**	ug/L	5.0	0.14	1		03/30/14 20:24	67-66-3	
Chloromethane	ND	ug/L	10.0	0.080	1		03/30/14 20:24	74-87-3	
Dibromochloromethane	ND	ug/L	5.0	0.21	1		03/30/14 20:24	124-48-1	
1,1-Dichloroethane	ND	ug/L	2.4	0.050	1		03/30/14 20:24	75-34-3	
1,2-Dichloroethane	ND	ug/L	5.0	0.12	1		03/30/14 20:24	107-06-2	
1,1-Dichloroethene	**0.62J**	ug/L	5.0	0.20	1		03/30/14 20:24	75-35-4	
cis-1,2-Dichloroethene	**9.1**	ug/L	5.0	0.080	1		03/30/14 20:24	156-59-2	
trans-1,2-Dichloroethene	**1.3J**	ug/L	5.0	0.20	1		03/30/14 20:24	156-60-5	
1,2-Dichloropropane	ND	ug/L	5.0	0.16	1		03/30/14 20:24	78-87-5	
cis-1,3-Dichloropropene	ND	ug/L	1.0	0.14	1		03/30/14 20:24	10061-01-5	
trans-1,3-Dichloropropene	ND	ug/L	1.0	0.12	1		03/30/14 20:24	10061-02-6	
Ethylbenzene	ND	ug/L	5.0	0.18	1		03/30/14 20:24	100-41-4	
2-Hexanone	ND	ug/L	10.0	1.2	1		03/30/14 20:24	591-78-6	
Methylene chloride	ND	ug/L	5.0	0.15	1		03/30/14 20:24	75-09-2	
4-Methyl-2-pentanone (MIBK)	ND	ug/L	10.0	0.42	1		03/30/14 20:24	108-10-1	
Styrene	ND	ug/L	5.0	0.12	1		03/30/14 20:24	100-42-5	
1,1,2,2-Tetrachloroethane	ND	ug/L	1.0	0.15	1		03/30/14 20:24	79-34-5	
Tetrachloroethene	ND	ug/L	5.0	0.10	1		03/30/14 20:24	127-18-4	
Toluene	**0.47J**	ug/L	5.0	0.17	1		03/30/14 20:24	108-88-3	
1,1,1-Trichloroethane	ND	ug/L	5.0	0.11	1		03/30/14 20:24	71-55-6	
1,1,2-Trichloroethane	ND	ug/L	5.0	0.20	1		03/30/14 20:24	79-00-5	
Trichloroethene	**384**	ug/L	25.0	0.85	5		04/01/14 07:47	79-01-6	
Vinyl chloride	**0.23J**	ug/L	2.0	0.13	1		03/30/14 20:24	75-01-4	
Xylene (Total)	ND	ug/L	5.0	0.42	1		03/30/14 20:24	1330-20-7	
Surrogates									
4-Bromofluorobenzene (S)	98	%	80-120		1		03/30/14 20:24	460-00-4	
1,2-Dichloroethane-d4 (S)	104	%	80-120		1		03/30/14 20:24	17060-07-0	
Toluene-d8 (S)	100	%	80-120		1		03/30/14 20:24	2037-26-5	
Preservation pH	**1.0**		0.10	0.10	1		03/30/14 20:24		

REPORT OF LABORATORY ANALYSIS

This report shall not be reproduced, except in full,
without the written consent of Pace Analytical Services, Inc..

Pace Analytical Services, Inc.
9608 Loiret Blvd.
Lenexa, KS 66219
(913)599-5665

ANALYTICAL RESULTS

Project: FORT SMITH, AR
Pace Project No.: 60165578

Sample: IW-107 **Lab ID: 60165578015** Collected: 03/23/14 13:30 Received: 03/25/14 01:35 Matrix: Water

Parameters	Results	Units	Report Limit	MDL	DF	Prepared	Analyzed	CAS No.	Qual
8260 MSV	Analytical Method: EPA 5030B/8260								
Acetone	**3.0J**	ug/L	10.0	1.9	1		03/30/14 20:38	67-64-1	B
Benzene	ND	ug/L	5.0	0.060	1		03/30/14 20:38	71-43-2	
Bromodichloromethane	ND	ug/L	5.0	0.19	1		03/30/14 20:38	75-27-4	
Bromoform	ND	ug/L	5.0	0.070	1		03/30/14 20:38	75-25-2	
Bromomethane	ND	ug/L	7.0	0.16	1		03/30/14 20:38	74-83-9	
2-Butanone (MEK)	ND	ug/L	10.0	0.59	1		03/30/14 20:38	78-93-3	
Carbon disulfide	ND	ug/L	10.0	0.12	1		03/30/14 20:38	75-15-0	
Carbon tetrachloride	ND	ug/L	5.0	0.18	1		03/30/14 20:38	56-23-5	
Chlorobenzene	ND	ug/L	5.0	0.21	1		03/30/14 20:38	108-90-7	
Chloroethane	ND	ug/L	10.0	0.15	1		03/30/14 20:38	75-00-3	
Chloroform	**0.37J**	ug/L	5.0	0.14	1		03/30/14 20:38	67-66-3	
Chloromethane	ND	ug/L	10.0	0.080	1		03/30/14 20:38	74-87-3	
Dibromochloromethane	ND	ug/L	5.0	0.21	1		03/30/14 20:38	124-48-1	
1,1-Dichloroethane	ND	ug/L	2.4	0.050	1		03/30/14 20:38	75-34-3	
1,2-Dichloroethane	ND	ug/L	5.0	0.12	1		03/30/14 20:38	107-06-2	
1,1-Dichloroethene	**0.35J**	ug/L	5.0	0.20	1		03/30/14 20:38	75-35-4	
cis-1,2-Dichloroethene	**4.3J**	ug/L	5.0	0.080	1		03/30/14 20:38	156-59-2	
trans-1,2-Dichloroethene	ND	ug/L	5.0	0.20	1		03/30/14 20:38	156-60-5	
1,2-Dichloropropane	ND	ug/L	5.0	0.16	1		03/30/14 20:38	78-87-5	
cis-1,3-Dichloropropene	ND	ug/L	1.0	0.14	1		03/30/14 20:38	10061-01-5	
trans-1,3-Dichloropropene	ND	ug/L	1.0	0.12	1		03/30/14 20:38	10061-02-6	
Ethylbenzene	ND	ug/L	5.0	0.18	1		03/30/14 20:38	100-41-4	
2-Hexanone	ND	ug/L	10.0	1.2	1		03/30/14 20:38	591-78-6	
Methylene chloride	ND	ug/L	5.0	0.15	1		03/30/14 20:38	75-09-2	
4-Methyl-2-pentanone (MIBK)	ND	ug/L	10.0	0.42	1		03/30/14 20:38	108-10-1	
Styrene	ND	ug/L	5.0	0.12	1		03/30/14 20:38	100-42-5	
1,1,2,2-Tetrachloroethane	ND	ug/L	1.0	0.15	1		03/30/14 20:38	79-34-5	
Tetrachloroethene	ND	ug/L	5.0	0.10	1		03/30/14 20:38	127-18-4	
Toluene	ND	ug/L	5.0	0.17	1		03/30/14 20:38	108-88-3	
1,1,1-Trichloroethane	ND	ug/L	5.0	0.11	1		03/30/14 20:38	71-55-6	
1,1,2-Trichloroethane	ND	ug/L	5.0	0.20	1		03/30/14 20:38	79-00-5	
Trichloroethene	**198**	ug/L	5.0	0.17	1		03/30/14 20:38	79-01-6	
Vinyl chloride	**0.14J**	ug/L	2.0	0.13	1		03/30/14 20:38	75-01-4	
Xylene (Total)	ND	ug/L	5.0	0.42	1		03/30/14 20:38	1330-20-7	
Surrogates									
4-Bromofluorobenzene (S)	97	%	80-120		1		03/30/14 20:38	460-00-4	
1,2-Dichloroethane-d4 (S)	107	%	80-120		1		03/30/14 20:38	17060-07-0	
Toluene-d8 (S)	101	%	80-120		1		03/30/14 20:38	2037-26-5	
Preservation pH	**1.0**		0.10	0.10	1		03/30/14 20:38		

REPORT OF LABORATORY ANALYSIS

This report shall not be reproduced, except in full,
without the written consent of Pace Analytical Services, Inc..

Pace Analytical Services, Inc.
9608 Loiret Blvd.
Lenexa, KS 66219
(913)599-5665

ANALYTICAL RESULTS

Project: FORT SMITH, AR
Pace Project No.: 60165578

Sample: IW-109 **Lab ID: 60165578016** Collected: 03/23/14 16:10 Received: 03/25/14 01:35 Matrix: Water

Parameters	Results	Units	Report Limit	MDL	DF	Prepared	Analyzed	CAS No.	Qual
8260 MSV	Analytical Method: EPA 5030B/8260								
Acetone	**2.1J**	ug/L	10.0	1.9	1		03/30/14 23:15	67-64-1	B
Benzene	ND	ug/L	5.0	0.060	1		03/30/14 23:15	71-43-2	
Bromodichloromethane	ND	ug/L	5.0	0.19	1		03/30/14 23:15	75-27-4	
Bromoform	ND	ug/L	5.0	0.070	1		03/30/14 23:15	75-25-2	
Bromomethane	ND	ug/L	7.0	0.16	1		03/30/14 23:15	74-83-9	
2-Butanone (MEK)	ND	ug/L	10.0	0.59	1		03/30/14 23:15	78-93-3	
Carbon disulfide	ND	ug/L	10.0	0.12	1		03/30/14 23:15	75-15-0	
Carbon tetrachloride	ND	ug/L	5.0	0.18	1		03/30/14 23:15	56-23-5	
Chlorobenzene	ND	ug/L	5.0	0.21	1		03/30/14 23:15	108-90-7	
Chloroethane	ND	ug/L	10.0	0.15	1		03/30/14 23:15	75-00-3	
Chloroform	**1.3J**	ug/L	5.0	0.14	1		03/30/14 23:15	67-66-3	
Chloromethane	ND	ug/L	10.0	0.080	1		03/30/14 23:15	74-87-3	
Dibromochloromethane	ND	ug/L	5.0	0.21	1		03/30/14 23:15	124-48-1	
1,1-Dichloroethane	ND	ug/L	2.4	0.050	1		03/30/14 23:15	75-34-3	
1,2-Dichloroethane	ND	ug/L	5.0	0.12	1		03/30/14 23:15	107-06-2	
1,1-Dichloroethene	**0.59J**	ug/L	5.0	0.20	1		03/30/14 23:15	75-35-4	
cis-1,2-Dichloroethene	**7.4**	ug/L	5.0	0.080	1		03/30/14 23:15	156-59-2	
trans-1,2-Dichloroethene	ND	ug/L	5.0	0.20	1		03/30/14 23:15	156-60-5	
1,2-Dichloropropane	ND	ug/L	5.0	0.16	1		03/30/14 23:15	78-87-5	
cis-1,3-Dichloropropene	ND	ug/L	1.0	0.14	1		03/30/14 23:15	10061-01-5	
trans-1,3-Dichloropropene	ND	ug/L	1.0	0.12	1		03/30/14 23:15	10061-02-6	
Ethylbenzene	ND	ug/L	5.0	0.18	1		03/30/14 23:15	100-41-4	
2-Hexanone	ND	ug/L	10.0	1.2	1		03/30/14 23:15	591-78-6	
Methylene chloride	ND	ug/L	5.0	0.15	1		03/30/14 23:15	75-09-2	
4-Methyl-2-pentanone (MIBK)	ND	ug/L	10.0	0.42	1		03/30/14 23:15	108-10-1	
Styrene	ND	ug/L	5.0	0.12	1		03/30/14 23:15	100-42-5	
1,1,2,2-Tetrachloroethane	ND	ug/L	1.0	0.15	1		03/30/14 23:15	79-34-5	
Tetrachloroethene	**0.51J**	ug/L	5.0	0.10	1		03/30/14 23:15	127-18-4	
Toluene	ND	ug/L	5.0	0.17	1		03/30/14 23:15	108-88-3	
1,1,1-Trichloroethane	ND	ug/L	5.0	0.11	1		03/30/14 23:15	71-55-6	
1,1,2-Trichloroethane	ND	ug/L	5.0	0.20	1		03/30/14 23:15	79-00-5	
Trichloroethene	**362**	ug/L	25.0	0.85	5		04/01/14 04:27	79-01-6	
Vinyl chloride	**0.23J**	ug/L	2.0	0.13	1		03/30/14 23:15	75-01-4	
Xylene (Total)	ND	ug/L	5.0	0.42	1		03/30/14 23:15	1330-20-7	
Surrogates									
4-Bromofluorobenzene (S)	105	%	80-120		1		03/30/14 23:15	460-00-4	
1,2-Dichloroethane-d4 (S)	107	%	80-120		1		03/30/14 23:15	17060-07-0	
Toluene-d8 (S)	98	%	80-120		1		03/30/14 23:15	2037-26-5	
Preservation pH	**1.0**		0.10	0.10	1		03/30/14 23:15		

REPORT OF LABORATORY ANALYSIS

This report shall not be reproduced, except in full,
without the written consent of Pace Analytical Services, Inc..

Pace Analytical Services, Inc.
9608 Loiret Blvd.
Lenexa, KS 66219
(913)599-5665

ANALYTICAL RESULTS

Project: FORT SMITH, AR
Pace Project No.: 60165578

Sample: IW-114 **Lab ID: 60165578017** Collected: 03/24/14 10:33 Received: 03/25/14 01:35 Matrix: Water

Parameters	Results	Units	Report Limit	MDL	DF	Prepared	Analyzed	CAS No.	Qual
8260 MSV	Analytical Method: EPA 5030B/8260								
Acetone	**122**	ug/L	10.0	1.9	1		03/30/14 20:53	67-64-1	
Benzene	ND	ug/L	5.0	0.060	1		03/30/14 20:53	71-43-2	
Bromodichloromethane	**0.23J**	ug/L	5.0	0.19	1		03/30/14 20:53	75-27-4	
Bromoform	ND	ug/L	5.0	0.070	1		03/30/14 20:53	75-25-2	
Bromomethane	ND	ug/L	7.0	0.16	1		03/30/14 20:53	74-83-9	
2-Butanone (MEK)	**101**	ug/L	10.0	0.59	1		03/30/14 20:53	78-93-3	
Carbon disulfide	ND	ug/L	10.0	0.12	1		03/30/14 20:53	75-15-0	
Carbon tetrachloride	ND	ug/L	5.0	0.18	1		03/30/14 20:53	56-23-5	
Chlorobenzene	ND	ug/L	5.0	0.21	1		03/30/14 20:53	108-90-7	
Chloroethane	ND	ug/L	10.0	0.15	1		03/30/14 20:53	75-00-3	
Chloroform	**1.0J**	ug/L	5.0	0.14	1		03/30/14 20:53	67-66-3	
Chloromethane	ND	ug/L	10.0	0.080	1		03/30/14 20:53	74-87-3	
Dibromochloromethane	ND	ug/L	5.0	0.21	1		03/30/14 20:53	124-48-1	
1,1-Dichloroethane	ND	ug/L	2.4	0.050	1		03/30/14 20:53	75-34-3	
1,2-Dichloroethane	ND	ug/L	5.0	0.12	1		03/30/14 20:53	107-06-2	
1,1-Dichloroethene	**0.73J**	ug/L	5.0	0.20	1		03/30/14 20:53	75-35-4	
cis-1,2-Dichloroethene	**9.7**	ug/L	5.0	0.080	1		03/30/14 20:53	156-59-2	
trans-1,2-Dichloroethene	**1.2J**	ug/L	5.0	0.20	1		03/30/14 20:53	156-60-5	
1,2-Dichloropropane	ND	ug/L	5.0	0.16	1		03/30/14 20:53	78-87-5	
cis-1,3-Dichloropropene	ND	ug/L	1.0	0.14	1		03/30/14 20:53	10061-01-5	
trans-1,3-Dichloropropene	ND	ug/L	1.0	0.12	1		03/30/14 20:53	10061-02-6	
Ethylbenzene	ND	ug/L	5.0	0.18	1		03/30/14 20:53	100-41-4	
2-Hexanone	ND	ug/L	10.0	1.2	1		03/30/14 20:53	591-78-6	
Methylene chloride	ND	ug/L	5.0	0.15	1		03/30/14 20:53	75-09-2	
4-Methyl-2-pentanone (MIBK)	ND	ug/L	10.0	0.42	1		03/30/14 20:53	108-10-1	
Styrene	ND	ug/L	5.0	0.12	1		03/30/14 20:53	100-42-5	
1,1,2,2-Tetrachloroethane	ND	ug/L	1.0	0.15	1		03/30/14 20:53	79-34-5	
Tetrachloroethene	**0.15J**	ug/L	5.0	0.10	1		03/30/14 20:53	127-18-4	
Toluene	**0.51J**	ug/L	5.0	0.17	1		03/30/14 20:53	108-88-3	
1,1,1-Trichloroethane	ND	ug/L	5.0	0.11	1		03/30/14 20:53	71-55-6	
1,1,2-Trichloroethane	ND	ug/L	5.0	0.20	1		03/30/14 20:53	79-00-5	
Trichloroethene	**397**	ug/L	50.0	1.7	10		04/01/14 08:01	79-01-6	
Vinyl chloride	**0.25J**	ug/L	2.0	0.13	1		03/30/14 20:53	75-01-4	
Xylene (Total)	ND	ug/L	5.0	0.42	1		03/30/14 20:53	1330-20-7	
Surrogates									
4-Bromofluorobenzene (S)	104	%	80-120		1		03/30/14 20:53	460-00-4	
1,2-Dichloroethane-d4 (S)	109	%	80-120		1		03/30/14 20:53	17060-07-0	
Toluene-d8 (S)	96	%	80-120		1		03/30/14 20:53	2037-26-5	
Preservation pH	**1.0**		0.10	0.10	1		03/30/14 20:53		

REPORT OF LABORATORY ANALYSIS

This report shall not be reproduced, except in full,
without the written consent of Pace Analytical Services, Inc..

Pace Analytical Services, Inc.
9608 Loiret Blvd.
Lenexa, KS 66219
(913)599-5665

ANALYTICAL RESULTS

Project: FORT SMITH, AR
Pace Project No.: 60165578

Sample: IW-113 **Lab ID: 60165578018** Collected: 03/24/14 09:15 Received: 03/25/14 01:35 Matrix: Water

Parameters	Results	Units	Report Limit	MDL	DF	Prepared	Analyzed	CAS No.	Qual
6010 MET ICP	Analytical Method: EPA 6010 Preparation Method: EPA 3010								
Iron	**154**	ug/L	50.0	24.0	1	03/31/14 11:00	04/02/14 12:45	7439-89-6	
Manganese	**232**	ug/L	5.0	2.5	1	03/31/14 11:00	04/02/14 12:45	7439-96-5	
8260 MSV	Analytical Method: EPA 5030B/8260								
Acetone	**162**	ug/L	10.0	1.9	1		03/30/14 23:29	67-64-1	
Benzene	ND	ug/L	5.0	0.060	1		03/30/14 23:29	71-43-2	
Bromodichloromethane	**0.27J**	ug/L	5.0	0.19	1		03/30/14 23:29	75-27-4	
Bromoform	ND	ug/L	5.0	0.070	1		03/30/14 23:29	75-25-2	
Bromomethane	ND	ug/L	7.0	0.16	1		03/30/14 23:29	74-83-9	
2-Butanone (MEK)	**121**	ug/L	10.0	0.59	1		03/30/14 23:29	78-93-3	
Carbon disulfide	ND	ug/L	10.0	0.12	1		03/30/14 23:29	75-15-0	
Carbon tetrachloride	ND	ug/L	5.0	0.18	1		03/30/14 23:29	56-23-5	
Chlorobenzene	ND	ug/L	5.0	0.21	1		03/30/14 23:29	108-90-7	
Chloroethane	ND	ug/L	10.0	0.15	1		03/30/14 23:29	75-00-3	
Chloroform	**1.3J**	ug/L	5.0	0.14	1		03/30/14 23:29	67-66-3	
Chloromethane	ND	ug/L	10.0	0.080	1		03/30/14 23:29	74-87-3	
Dibromochloromethane	ND	ug/L	5.0	0.21	1		03/30/14 23:29	124-48-1	
1,1-Dichloroethane	ND	ug/L	2.4	0.050	1		03/30/14 23:29	75-34-3	
1,2-Dichloroethane	ND	ug/L	5.0	0.12	1		03/30/14 23:29	107-06-2	
1,1-Dichloroethene	**0.96J**	ug/L	5.0	0.20	1		03/30/14 23:29	75-35-4	
cis-1,2-Dichloroethene	**11.1**	ug/L	5.0	0.080	1		03/30/14 23:29	156-59-2	
trans-1,2-Dichloroethene	**1.2J**	ug/L	5.0	0.20	1		03/30/14 23:29	156-60-5	
1,2-Dichloropropane	ND	ug/L	5.0	0.16	1		03/30/14 23:29	78-87-5	
cis-1,3-Dichloropropene	ND	ug/L	1.0	0.14	1		03/30/14 23:29	10061-01-5	
trans-1,3-Dichloropropene	ND	ug/L	1.0	0.12	1		03/30/14 23:29	10061-02-6	
Ethylbenzene	ND	ug/L	5.0	0.18	1		03/30/14 23:29	100-41-4	
2-Hexanone	ND	ug/L	10.0	1.2	1		03/30/14 23:29	591-78-6	
Methylene chloride	ND	ug/L	5.0	0.15	1		03/30/14 23:29	75-09-2	
4-Methyl-2-pentanone (MIBK)	ND	ug/L	10.0	0.42	1		03/30/14 23:29	108-10-1	
Styrene	ND	ug/L	5.0	0.12	1		03/30/14 23:29	100-42-5	
1,1,2,2-Tetrachloroethane	ND	ug/L	1.0	0.15	1		03/30/14 23:29	79-34-5	
Tetrachloroethene	ND	ug/L	5.0	0.10	1		03/30/14 23:29	127-18-4	
Toluene	**0.43J**	ug/L	5.0	0.17	1		03/30/14 23:29	108-88-3	
1,1,1-Trichloroethane	ND	ug/L	5.0	0.11	1		03/30/14 23:29	71-55-6	
1,1,2-Trichloroethane	ND	ug/L	5.0	0.20	1		03/30/14 23:29	79-00-5	
Trichloroethene	**510**	ug/L	25.0	0.85	5		04/01/14 04:41	79-01-6	
Vinyl chloride	**0.43J**	ug/L	2.0	0.13	1		03/30/14 23:29	75-01-4	
Xylene (Total)	ND	ug/L	5.0	0.42	1		03/30/14 23:29	1330-20-7	
Surrogates									
4-Bromofluorobenzene (S)	97	%	80-120		1		03/30/14 23:29	460-00-4	
1,2-Dichloroethane-d4 (S)	108	%	80-120		1		03/30/14 23:29	17060-07-0	
Toluene-d8 (S)	97	%	80-120		1		03/30/14 23:29	2037-26-5	
Preservation pH	**1.0**		0.10	0.10	1		03/30/14 23:29		

REPORT OF LABORATORY ANALYSIS

This report shall not be reproduced, except in full,
without the written consent of Pace Analytical Services, Inc..

Pace Analytical Services, Inc.
9608 Loiret Blvd.
Lenexa, KS 66219
(913)599-5665

ANALYTICAL RESULTS

Project: FORT SMITH, AR
Pace Project No.: 60165578

Sample: IW-103 **Lab ID: 60165578019** Collected: 03/23/14 15:45 Received: 03/25/14 01:35 Matrix: Water

Parameters	Results	Units	Report Limit	MDL	DF	Prepared	Analyzed	CAS No.	Qual
8260 MSV	Analytical Method: EPA 5030B/8260								
Acetone	**4.6J**	ug/L	10.0	1.9	1		03/30/14 23:44	67-64-1	B
Benzene	**0.43J**	ug/L	5.0	0.060	1		03/30/14 23:44	71-43-2	
Bromodichloromethane	ND	ug/L	5.0	0.19	1		03/30/14 23:44	75-27-4	
Bromoform	ND	ug/L	5.0	0.070	1		03/30/14 23:44	75-25-2	
Bromomethane	ND	ug/L	7.0	0.16	1		03/30/14 23:44	74-83-9	
2-Butanone (MEK)	ND	ug/L	10.0	0.59	1		03/30/14 23:44	78-93-3	
Carbon disulfide	ND	ug/L	10.0	0.12	1		03/30/14 23:44	75-15-0	
Carbon tetrachloride	ND	ug/L	5.0	0.18	1		03/30/14 23:44	56-23-5	
Chlorobenzene	ND	ug/L	5.0	0.21	1		03/30/14 23:44	108-90-7	
Chloroethane	ND	ug/L	10.0	0.15	1		03/30/14 23:44	75-00-3	
Chloroform	**0.39J**	ug/L	5.0	0.14	1		03/30/14 23:44	67-66-3	
Chloromethane	ND	ug/L	10.0	0.080	1		03/30/14 23:44	74-87-3	
Dibromochloromethane	ND	ug/L	5.0	0.21	1		03/30/14 23:44	124-48-1	
1,1-Dichloroethane	ND	ug/L	2.4	0.050	1		03/30/14 23:44	75-34-3	
1,2-Dichloroethane	ND	ug/L	5.0	0.12	1		03/30/14 23:44	107-06-2	
1,1-Dichloroethene	**1.3J**	ug/L	5.0	0.20	1		03/30/14 23:44	75-35-4	
cis-1,2-Dichloroethene	**13.1**	ug/L	5.0	0.080	1		03/30/14 23:44	156-59-2	
trans-1,2-Dichloroethene	**1.4J**	ug/L	5.0	0.20	1		03/30/14 23:44	156-60-5	
1,2-Dichloropropane	ND	ug/L	5.0	0.16	1		03/30/14 23:44	78-87-5	
cis-1,3-Dichloropropene	ND	ug/L	1.0	0.14	1		03/30/14 23:44	10061-01-5	
trans-1,3-Dichloropropene	ND	ug/L	1.0	0.12	1		03/30/14 23:44	10061-02-6	
Ethylbenzene	ND	ug/L	5.0	0.18	1		03/30/14 23:44	100-41-4	
2-Hexanone	ND	ug/L	10.0	1.2	1		03/30/14 23:44	591-78-6	
Methylene chloride	ND	ug/L	5.0	0.15	1		03/30/14 23:44	75-09-2	
4-Methyl-2-pentanone (MIBK)	ND	ug/L	10.0	0.42	1		03/30/14 23:44	108-10-1	
Styrene	ND	ug/L	5.0	0.12	1		03/30/14 23:44	100-42-5	
1,1,2,2-Tetrachloroethane	ND	ug/L	1.0	0.15	1		03/30/14 23:44	79-34-5	
Tetrachloroethene	**0.97J**	ug/L	5.0	0.10	1		03/30/14 23:44	127-18-4	
Toluene	ND	ug/L	5.0	0.17	1		03/30/14 23:44	108-88-3	
1,1,1-Trichloroethane	ND	ug/L	5.0	0.11	1		03/30/14 23:44	71-55-6	
1,1,2-Trichloroethane	ND	ug/L	5.0	0.20	1		03/30/14 23:44	79-00-5	
Trichloroethene	**692**	ug/L	50.0	1.7	10		04/01/14 04:56	79-01-6	
Vinyl chloride	**0.76J**	ug/L	2.0	0.13	1		03/30/14 23:44	75-01-4	
Xylene (Total)	ND	ug/L	5.0	0.42	1		03/30/14 23:44	1330-20-7	
Surrogates									
4-Bromofluorobenzene (S)	103	%	80-120		1		03/30/14 23:44	460-00-4	
1,2-Dichloroethane-d4 (S)	111	%	80-120		1		03/30/14 23:44	17060-07-0	
Toluene-d8 (S)	99	%	80-120		1		03/30/14 23:44	2037-26-5	
Preservation pH	**1.0**		0.10	0.10	1		03/30/14 23:44		

REPORT OF LABORATORY ANALYSIS

This report shall not be reproduced, except in full,
without the written consent of Pace Analytical Services, Inc..

Pace Analytical Services, Inc.
9608 Loiret Blvd.
Lenexa, KS 66219
(913)599-5665

ANALYTICAL RESULTS

Project: FORT SMITH, AR
Pace Project No.: 60165578

Sample: IW-108 **Lab ID: 60165578020** Collected: 03/23/14 12:00 Received: 03/25/14 01:35 Matrix: Water

Parameters	Results	Units	Report Limit	MDL	DF	Prepared	Analyzed	CAS No.	Qual
8260 MSV	Analytical Method: EPA 5030B/8260								
Acetone	ND	ug/L	10.0	1.9	1		03/30/14 23:58	67-64-1	B
Benzene	**0.11J**	ug/L	5.0	0.060	1		03/30/14 23:58	71-43-2	
Bromodichloromethane	ND	ug/L	5.0	0.19	1		03/30/14 23:58	75-27-4	
Bromoform	ND	ug/L	5.0	0.070	1		03/30/14 23:58	75-25-2	
Bromomethane	ND	ug/L	7.0	0.16	1		03/30/14 23:58	74-83-9	
2-Butanone (MEK)	ND	ug/L	10.0	0.59	1		03/30/14 23:58	78-93-3	
Carbon disulfide	ND	ug/L	10.0	0.12	1		03/30/14 23:58	75-15-0	
Carbon tetrachloride	ND	ug/L	5.0	0.18	1		03/30/14 23:58	56-23-5	
Chlorobenzene	ND	ug/L	5.0	0.21	1		03/30/14 23:58	108-90-7	
Chloroethane	ND	ug/L	10.0	0.15	1		03/30/14 23:58	75-00-3	
Chloroform	**0.83J**	ug/L	5.0	0.14	1		03/30/14 23:58	67-66-3	
Chloromethane	ND	ug/L	10.0	0.080	1		03/30/14 23:58	74-87-3	
Dibromochloromethane	ND	ug/L	5.0	0.21	1		03/30/14 23:58	124-48-1	
1,1-Dichloroethane	ND	ug/L	2.4	0.050	1		03/30/14 23:58	75-34-3	
1,2-Dichloroethane	ND	ug/L	5.0	0.12	1		03/30/14 23:58	107-06-2	
1,1-Dichloroethene	**2.1J**	ug/L	5.0	0.20	1		03/30/14 23:58	75-35-4	
cis-1,2-Dichloroethene	**27.8**	ug/L	5.0	0.080	1		03/30/14 23:58	156-59-2	
trans-1,2-Dichloroethene	**2.2J**	ug/L	5.0	0.20	1		03/30/14 23:58	156-60-5	
1,2-Dichloropropane	ND	ug/L	5.0	0.16	1		03/30/14 23:58	78-87-5	
cis-1,3-Dichloropropene	ND	ug/L	1.0	0.14	1		03/30/14 23:58	10061-01-5	
trans-1,3-Dichloropropene	ND	ug/L	1.0	0.12	1		03/30/14 23:58	10061-02-6	
Ethylbenzene	ND	ug/L	5.0	0.18	1		03/30/14 23:58	100-41-4	
2-Hexanone	ND	ug/L	10.0	1.2	1		03/30/14 23:58	591-78-6	
Methylene chloride	ND	ug/L	5.0	0.15	1		03/30/14 23:58	75-09-2	
4-Methyl-2-pentanone (MIBK)	ND	ug/L	10.0	0.42	1		03/30/14 23:58	108-10-1	
Styrene	ND	ug/L	5.0	0.12	1		03/30/14 23:58	100-42-5	
1,1,2,2-Tetrachloroethane	ND	ug/L	1.0	0.15	1		03/30/14 23:58	79-34-5	
Tetrachloroethene	**0.40J**	ug/L	5.0	0.10	1		03/30/14 23:58	127-18-4	
Toluene	ND	ug/L	5.0	0.17	1		03/30/14 23:58	108-88-3	
1,1,1-Trichloroethane	ND	ug/L	5.0	0.11	1		03/30/14 23:58	71-55-6	
1,1,2-Trichloroethane	ND	ug/L	5.0	0.20	1		03/30/14 23:58	79-00-5	
Trichloroethene	**1280**	ug/L	125	4.2	25		04/02/14 11:33	79-01-6	
Vinyl chloride	**0.83J**	ug/L	2.0	0.13	1		03/30/14 23:58	75-01-4	
Xylene (Total)	ND	ug/L	5.0	0.42	1		03/30/14 23:58	1330-20-7	
Surrogates									
4-Bromofluorobenzene (S)	103	%	80-120		1		03/30/14 23:58	460-00-4	
1,2-Dichloroethane-d4 (S)	112	%	80-120		1		03/30/14 23:58	17060-07-0	
Toluene-d8 (S)	98	%	80-120		1		03/30/14 23:58	2037-26-5	
Preservation pH	**1.0**		0.10	0.10	1		03/30/14 23:58		

REPORT OF LABORATORY ANALYSIS

This report shall not be reproduced, except in full,
without the written consent of Pace Analytical Services, Inc..

Pace Analytical Services, Inc.
9608 Loiret Blvd.
Lenexa, KS 66219
(913)599-5665

ANALYTICAL RESULTS

Project: FORT SMITH, AR
Pace Project No.: 60165578

Sample: IW-111 **Lab ID: 60165578021** Collected: 03/23/14 13:20 Received: 03/25/14 01:35 Matrix: Water

Parameters	Results	Units	Report Limit	MDL	DF	Prepared	Analyzed	CAS No.	Qual
8260 MSV	Analytical Method: EPA 5030B/8260								
Acetone	**2.3J**	ug/L	10.0	1.9	1		03/31/14 00:12	67-64-1	B
Benzene	**0.28J**	ug/L	5.0	0.060	1		03/31/14 00:12	71-43-2	
Bromodichloromethane	**0.31J**	ug/L	5.0	0.19	1		03/31/14 00:12	75-27-4	
Bromoform	ND	ug/L	5.0	0.070	1		03/31/14 00:12	75-25-2	
Bromomethane	ND	ug/L	7.0	0.16	1		03/31/14 00:12	74-83-9	
2-Butanone (MEK)	ND	ug/L	10.0	0.59	1		03/31/14 00:12	78-93-3	
Carbon disulfide	ND	ug/L	10.0	0.12	1		03/31/14 00:12	75-15-0	
Carbon tetrachloride	ND	ug/L	5.0	0.18	1		03/31/14 00:12	56-23-5	
Chlorobenzene	ND	ug/L	5.0	0.21	1		03/31/14 00:12	108-90-7	
Chloroethane	ND	ug/L	10.0	0.15	1		03/31/14 00:12	75-00-3	
Chloroform	**1.4J**	ug/L	5.0	0.14	1		03/31/14 00:12	67-66-3	
Chloromethane	ND	ug/L	10.0	0.080	1		03/31/14 00:12	74-87-3	
Dibromochloromethane	ND	ug/L	5.0	0.21	1		03/31/14 00:12	124-48-1	
1,1-Dichloroethane	ND	ug/L	2.4	0.050	1		03/31/14 00:12	75-34-3	
1,2-Dichloroethane	ND	ug/L	5.0	0.12	1		03/31/14 00:12	107-06-2	
1,1-Dichloroethene	**1.3J**	ug/L	5.0	0.20	1		03/31/14 00:12	75-35-4	
cis-1,2-Dichloroethene	**14.0**	ug/L	5.0	0.080	1		03/31/14 00:12	156-59-2	
trans-1,2-Dichloroethene	**1.5J**	ug/L	5.0	0.20	1		03/31/14 00:12	156-60-5	
1,2-Dichloropropane	ND	ug/L	5.0	0.16	1		03/31/14 00:12	78-87-5	
cis-1,3-Dichloropropene	ND	ug/L	1.0	0.14	1		03/31/14 00:12	10061-01-5	
trans-1,3-Dichloropropene	ND	ug/L	1.0	0.12	1		03/31/14 00:12	10061-02-6	
Ethylbenzene	ND	ug/L	5.0	0.18	1		03/31/14 00:12	100-41-4	
2-Hexanone	ND	ug/L	10.0	1.2	1		03/31/14 00:12	591-78-6	
Methylene chloride	ND	ug/L	5.0	0.15	1		03/31/14 00:12	75-09-2	
4-Methyl-2-pentanone (MIBK)	ND	ug/L	10.0	0.42	1		03/31/14 00:12	108-10-1	
Styrene	ND	ug/L	5.0	0.12	1		03/31/14 00:12	100-42-5	
1,1,2,2-Tetrachloroethane	ND	ug/L	1.0	0.15	1		03/31/14 00:12	79-34-5	
Tetrachloroethene	**0.66J**	ug/L	5.0	0.10	1		03/31/14 00:12	127-18-4	
Toluene	**0.92J**	ug/L	5.0	0.17	1		03/31/14 00:12	108-88-3	
1,1,1-Trichloroethane	ND	ug/L	5.0	0.11	1		03/31/14 00:12	71-55-6	
1,1,2-Trichloroethane	ND	ug/L	5.0	0.20	1		03/31/14 00:12	79-00-5	
Trichloroethene	**704**	ug/L	50.0	1.7	10		04/02/14 11:47	79-01-6	
Vinyl chloride	**0.63J**	ug/L	2.0	0.13	1		03/31/14 00:12	75-01-4	
Xylene (Total)	ND	ug/L	5.0	0.42	1		03/31/14 00:12	1330-20-7	
Surrogates									
4-Bromofluorobenzene (S)	98	%	80-120		1		03/31/14 00:12	460-00-4	
1,2-Dichloroethane-d4 (S)	104	%	80-120		1		03/31/14 00:12	17060-07-0	
Toluene-d8 (S)	99	%	80-120		1		03/31/14 00:12	2037-26-5	
Preservation pH	**1.0**		0.10	0.10	1		03/31/14 00:12		

REPORT OF LABORATORY ANALYSIS

This report shall not be reproduced, except in full,
without the written consent of Pace Analytical Services, Inc..

Pace Analytical Services, Inc.
9608 Loiret Blvd.
Lenexa, KS 66219
(913)599-5665

ANALYTICAL RESULTS

Project: FORT SMITH, AR
Pace Project No.: 60165578

Sample: IW-105 **Lab ID: 60165578022** Collected: 03/23/14 10:30 Received: 03/25/14 01:35 Matrix: Water

Parameters	Results	Units	Report Limit	MDL	DF	Prepared	Analyzed	CAS No.	Qual
8260 MSV	Analytical Method: EPA 5030B/8260								
Acetone	ND	ug/L	10.0	1.9	1		03/31/14 00:26	67-64-1	
Benzene	ND	ug/L	5.0	0.060	1		03/31/14 00:26	71-43-2	
Bromodichloromethane	**0.45J**	ug/L	5.0	0.19	1		03/31/14 00:26	75-27-4	
Bromoform	ND	ug/L	5.0	0.070	1		03/31/14 00:26	75-25-2	
Bromomethane	ND	ug/L	7.0	0.16	1		03/31/14 00:26	74-83-9	
2-Butanone (MEK)	ND	ug/L	10.0	0.59	1		03/31/14 00:26	78-93-3	
Carbon disulfide	ND	ug/L	10.0	0.12	1		03/31/14 00:26	75-15-0	
Carbon tetrachloride	ND	ug/L	5.0	0.18	1		03/31/14 00:26	56-23-5	
Chlorobenzene	ND	ug/L	5.0	0.21	1		03/31/14 00:26	108-90-7	
Chloroethane	ND	ug/L	10.0	0.15	1		03/31/14 00:26	75-00-3	
Chloroform	**2.6J**	ug/L	5.0	0.14	1		03/31/14 00:26	67-66-3	
Chloromethane	ND	ug/L	10.0	0.080	1		03/31/14 00:26	74-87-3	
Dibromochloromethane	ND	ug/L	5.0	0.21	1		03/31/14 00:26	124-48-1	
1,1-Dichloroethane	ND	ug/L	2.4	0.050	1		03/31/14 00:26	75-34-3	
1,2-Dichloroethane	ND	ug/L	5.0	0.12	1		03/31/14 00:26	107-06-2	
1,1-Dichloroethene	**1.3J**	ug/L	5.0	0.20	1		03/31/14 00:26	75-35-4	
cis-1,2-Dichloroethene	**14.4**	ug/L	5.0	0.080	1		03/31/14 00:26	156-59-2	
trans-1,2-Dichloroethene	**1.1J**	ug/L	5.0	0.20	1		03/31/14 00:26	156-60-5	
1,2-Dichloropropane	**3.1J**	ug/L	5.0	0.16	1		03/31/14 00:26	78-87-5	
cis-1,3-Dichloropropene	ND	ug/L	1.0	0.14	1		03/31/14 00:26	10061-01-5	
trans-1,3-Dichloropropene	ND	ug/L	1.0	0.12	1		03/31/14 00:26	10061-02-6	
Ethylbenzene	ND	ug/L	5.0	0.18	1		03/31/14 00:26	100-41-4	
2-Hexanone	ND	ug/L	10.0	1.2	1		03/31/14 00:26	591-78-6	
Methylene chloride	ND	ug/L	5.0	0.15	1		03/31/14 00:26	75-09-2	
4-Methyl-2-pentanone (MIBK)	ND	ug/L	10.0	0.42	1		03/31/14 00:26	108-10-1	
Styrene	ND	ug/L	5.0	0.12	1		03/31/14 00:26	100-42-5	
1,1,2,2-Tetrachloroethane	ND	ug/L	1.0	0.15	1		03/31/14 00:26	79-34-5	
Tetrachloroethene	**0.22J**	ug/L	5.0	0.10	1		03/31/14 00:26	127-18-4	
Toluene	**0.19J**	ug/L	5.0	0.17	1		03/31/14 00:26	108-88-3	
1,1,1-Trichloroethane	ND	ug/L	5.0	0.11	1		03/31/14 00:26	71-55-6	
1,1,2-Trichloroethane	ND	ug/L	5.0	0.20	1		03/31/14 00:26	79-00-5	
Trichloroethene	**901**	ug/L	50.0	1.7	10		04/02/14 12:02	79-01-6	
Vinyl chloride	**0.54J**	ug/L	2.0	0.13	1		03/31/14 00:26	75-01-4	
Xylene (Total)	ND	ug/L	5.0	0.42	1		03/31/14 00:26	1330-20-7	
Surrogates									
4-Bromofluorobenzene (S)	99	%	80-120		1		03/31/14 00:26	460-00-4	
1,2-Dichloroethane-d4 (S)	108	%	80-120		1		03/31/14 00:26	17060-07-0	
Toluene-d8 (S)	101	%	80-120		1		03/31/14 00:26	2037-26-5	
Preservation pH	**1.0**		0.10	0.10	1		03/31/14 00:26		

REPORT OF LABORATORY ANALYSIS

This report shall not be reproduced, except in full,
without the written consent of Pace Analytical Services, Inc..

Pace Analytical Services, Inc.
9608 Loiret Blvd.
Lenexa, KS 66219
(913)599-5665

ANALYTICAL RESULTS

Project: FORT SMITH, AR
Pace Project No.: 60165578

Sample: IW-101 **Lab ID: 60165578023** Collected: 03/23/14 10:20 Received: 03/25/14 01:35 Matrix: Water

Parameters	Results	Units	Report Limit	MDL	DF	Prepared	Analyzed	CAS No.	Qual
8260 MSV	Analytical Method: EPA 5030B/8260								
Acetone	ND	ug/L	50.0	9.4	5		04/02/14 12:16	67-64-1	
Benzene	ND	ug/L	25.0	0.30	5		04/02/14 12:16	71-43-2	
Bromodichloromethane	ND	ug/L	25.0	0.95	5		04/02/14 12:16	75-27-4	
Bromoform	ND	ug/L	25.0	0.35	5		04/02/14 12:16	75-25-2	
Bromomethane	ND	ug/L	35.0	0.80	5		04/02/14 12:16	74-83-9	
2-Butanone (MEK)	ND	ug/L	50.0	3.0	5		04/02/14 12:16	78-93-3	
Carbon disulfide	ND	ug/L	50.0	0.60	5		04/02/14 12:16	75-15-0	
Carbon tetrachloride	ND	ug/L	25.0	0.90	5		04/02/14 12:16	56-23-5	
Chlorobenzene	ND	ug/L	25.0	1.0	5		04/02/14 12:16	108-90-7	
Chloroethane	ND	ug/L	50.0	0.75	5		04/02/14 12:16	75-00-3	
Chloroform	ND	ug/L	25.0	0.70	5		04/02/14 12:16	67-66-3	
Chloromethane	ND	ug/L	50.0	0.40	5		04/02/14 12:16	74-87-3	
Dibromochloromethane	ND	ug/L	25.0	1.0	5		04/02/14 12:16	124-48-1	
1,1-Dichloroethane	ND	ug/L	12.0	0.25	5		04/02/14 12:16	75-34-3	
1,2-Dichloroethane	ND	ug/L	25.0	0.60	5		04/02/14 12:16	107-06-2	
1,1-Dichloroethene	ND	ug/L	25.0	1.0	5		04/02/14 12:16	75-35-4	
cis-1,2-Dichloroethene	**7.6J**	ug/L	25.0	0.40	5		04/02/14 12:16	156-59-2	
trans-1,2-Dichloroethene	ND	ug/L	25.0	1.0	5		04/02/14 12:16	156-60-5	
1,2-Dichloropropane	ND	ug/L	25.0	0.80	5		04/02/14 12:16	78-87-5	
cis-1,3-Dichloropropene	ND	ug/L	5.0	0.70	5		04/02/14 12:16	10061-01-5	
trans-1,3-Dichloropropene	ND	ug/L	5.0	0.60	5		04/02/14 12:16	10061-02-6	
Ethylbenzene	ND	ug/L	25.0	0.90	5		04/02/14 12:16	100-41-4	
2-Hexanone	ND	ug/L	50.0	6.0	5		04/02/14 12:16	591-78-6	
Methylene chloride	ND	ug/L	25.0	0.75	5		04/02/14 12:16	75-09-2	
4-Methyl-2-pentanone (MIBK)	ND	ug/L	50.0	2.1	5		04/02/14 12:16	108-10-1	
Styrene	ND	ug/L	25.0	0.60	5		04/02/14 12:16	100-42-5	
1,1,2,2-Tetrachloroethane	ND	ug/L	5.0	0.75	5		04/02/14 12:16	79-34-5	
Tetrachloroethene	ND	ug/L	25.0	0.50	5		04/02/14 12:16	127-18-4	
Toluene	ND	ug/L	25.0	0.85	5		04/02/14 12:16	108-88-3	
1,1,1-Trichloroethane	ND	ug/L	25.0	0.55	5		04/02/14 12:16	71-55-6	
1,1,2-Trichloroethane	ND	ug/L	25.0	1.0	5		04/02/14 12:16	79-00-5	
Trichloroethene	**358**	ug/L	25.0	0.85	5		04/02/14 12:16	79-01-6	
Vinyl chloride	ND	ug/L	10.0	0.65	5		04/02/14 12:16	75-01-4	
Xylene (Total)	ND	ug/L	25.0	2.1	5		04/02/14 12:16	1330-20-7	
Surrogates									
4-Bromofluorobenzene (S)	105	%	80-120		5		04/02/14 12:16	460-00-4	
1,2-Dichloroethane-d4 (S)	107	%	80-120		5		04/02/14 12:16	17060-07-0	
Toluene-d8 (S)	96	%	80-120		5		04/02/14 12:16	2037-26-5	
Preservation pH	**1.0**		0.10	0.10	5		04/02/14 12:16		

REPORT OF LABORATORY ANALYSIS

This report shall not be reproduced, except in full,
without the written consent of Pace Analytical Services, Inc..

Pace Analytical Services, Inc.
9608 Loiret Blvd.
Lenexa, KS 66219
(913)599-5665

ANALYTICAL RESULTS

Project: FORT SMITH, AR
Pace Project No.: 60165578

Sample: IW-124 **Lab ID: 60165578024** Collected: 03/24/14 16:50 Received: 03/25/14 01:35 Matrix: Water

Parameters	Results	Units	Report Limit	MDL	DF	Prepared	Analyzed	CAS No.	Qual
8260 MSV	Analytical Method: EPA 5030B/8260								
Acetone	ND	ug/L	50.0	9.4	5		04/02/14 12:30	67-64-1	
Benzene	ND	ug/L	25.0	0.30	5		04/02/14 12:30	71-43-2	
Bromodichloromethane	ND	ug/L	25.0	0.95	5		04/02/14 12:30	75-27-4	
Bromoform	ND	ug/L	25.0	0.35	5		04/02/14 12:30	75-25-2	
Bromomethane	ND	ug/L	35.0	0.80	5		04/02/14 12:30	74-83-9	
2-Butanone (MEK)	ND	ug/L	50.0	3.0	5		04/02/14 12:30	78-93-3	
Carbon disulfide	ND	ug/L	50.0	0.60	5		04/02/14 12:30	75-15-0	
Carbon tetrachloride	ND	ug/L	25.0	0.90	5		04/02/14 12:30	56-23-5	
Chlorobenzene	ND	ug/L	25.0	1.0	5		04/02/14 12:30	108-90-7	
Chloroethane	ND	ug/L	50.0	0.75	5		04/02/14 12:30	75-00-3	
Chloroform	ND	ug/L	25.0	0.70	5		04/02/14 12:30	67-66-3	
Chloromethane	ND	ug/L	50.0	0.40	5		04/02/14 12:30	74-87-3	
Dibromochloromethane	ND	ug/L	25.0	1.0	5		04/02/14 12:30	124-48-1	
1,1-Dichloroethane	ND	ug/L	12.0	0.25	5		04/02/14 12:30	75-34-3	
1,2-Dichloroethane	ND	ug/L	25.0	0.60	5		04/02/14 12:30	107-06-2	
1,1-Dichloroethene	**1.1J**	ug/L	25.0	1.0	5		04/02/14 12:30	75-35-4	
cis-1,2-Dichloroethene	**6.8J**	ug/L	25.0	0.40	5		04/02/14 12:30	156-59-2	
trans-1,2-Dichloroethene	ND	ug/L	25.0	1.0	5		04/02/14 12:30	156-60-5	
1,2-Dichloropropane	ND	ug/L	25.0	0.80	5		04/02/14 12:30	78-87-5	
cis-1,3-Dichloropropene	ND	ug/L	5.0	0.70	5		04/02/14 12:30	10061-01-5	
trans-1,3-Dichloropropene	ND	ug/L	5.0	0.60	5		04/02/14 12:30	10061-02-6	
Ethylbenzene	ND	ug/L	25.0	0.90	5		04/02/14 12:30	100-41-4	
2-Hexanone	ND	ug/L	50.0	6.0	5		04/02/14 12:30	591-78-6	
Methylene chloride	ND	ug/L	25.0	0.75	5		04/02/14 12:30	75-09-2	
4-Methyl-2-pentanone (MIBK)	ND	ug/L	50.0	2.1	5		04/02/14 12:30	108-10-1	
Styrene	ND	ug/L	25.0	0.60	5		04/02/14 12:30	100-42-5	
1,1,2,2-Tetrachloroethane	ND	ug/L	5.0	0.75	5		04/02/14 12:30	79-34-5	
Tetrachloroethene	ND	ug/L	25.0	0.50	5		04/02/14 12:30	127-18-4	
Toluene	ND	ug/L	25.0	0.85	5		04/02/14 12:30	108-88-3	
1,1,1-Trichloroethane	ND	ug/L	25.0	0.55	5		04/02/14 12:30	71-55-6	
1,1,2-Trichloroethane	ND	ug/L	25.0	1.0	5		04/02/14 12:30	79-00-5	
Trichloroethene	**455**	ug/L	25.0	0.85	5		04/02/14 12:30	79-01-6	
Vinyl chloride	ND	ug/L	10.0	0.65	5		04/02/14 12:30	75-01-4	
Xylene (Total)	ND	ug/L	25.0	2.1	5		04/02/14 12:30	1330-20-7	
Surrogates									
4-Bromofluorobenzene (S)	99	%	80-120		5		04/02/14 12:30	460-00-4	
1,2-Dichloroethane-d4 (S)	110	%	80-120		5		04/02/14 12:30	17060-07-0	
Toluene-d8 (S)	97	%	80-120		5		04/02/14 12:30	2037-26-5	
Preservation pH	**1.0**		0.10	0.10	5		04/02/14 12:30		

REPORT OF LABORATORY ANALYSIS

This report shall not be reproduced, except in full,
without the written consent of Pace Analytical Services, Inc..

Pace Analytical Services, Inc.
9608 Loiret Blvd.
Lenexa, KS 66219
(913)599-5665

ANALYTICAL RESULTS

Project: FORT SMITH, AR
Pace Project No.: 60165578

Sample: IW-121 **Lab ID: 60165578025** Collected: 03/24/14 17:09 Received: 03/25/14 01:35 Matrix: Water

Parameters	Results	Units	Report Limit	MDL	DF	Prepared	Analyzed	CAS No.	Qual
6010 MET ICP	Analytical Method: EPA 6010 Preparation Method: EPA 3010								
Iron	**268**	ug/L	50.0	24.0	1	03/31/14 11:00	04/02/14 12:47	7439-89-6	
Manganese	**348**	ug/L	5.0	2.5	1	03/31/14 11:00	04/02/14 12:47	7439-96-5	
8260 MSV	Analytical Method: EPA 5030B/8260								
Acetone	ND	ug/L	50.0	9.4	5		04/02/14 12:44	67-64-1	
Benzene	ND	ug/L	25.0	0.30	5		04/02/14 12:44	71-43-2	
Bromodichloromethane	ND	ug/L	25.0	0.95	5		04/02/14 12:44	75-27-4	
Bromoform	ND	ug/L	25.0	0.35	5		04/02/14 12:44	75-25-2	
Bromomethane	ND	ug/L	35.0	0.80	5		04/02/14 12:44	74-83-9	
2-Butanone (MEK)	ND	ug/L	50.0	3.0	5		04/02/14 12:44	78-93-3	
Carbon disulfide	ND	ug/L	50.0	0.60	5		04/02/14 12:44	75-15-0	
Carbon tetrachloride	ND	ug/L	25.0	0.90	5		04/02/14 12:44	56-23-5	
Chlorobenzene	ND	ug/L	25.0	1.0	5		04/02/14 12:44	108-90-7	
Chloroethane	ND	ug/L	50.0	0.75	5		04/02/14 12:44	75-00-3	
Chloroform	ND	ug/L	25.0	0.70	5		04/02/14 12:44	67-66-3	
Chloromethane	ND	ug/L	50.0	0.40	5		04/02/14 12:44	74-87-3	
Dibromochloromethane	ND	ug/L	25.0	1.0	5		04/02/14 12:44	124-48-1	
1,1-Dichloroethane	ND	ug/L	12.0	0.25	5		04/02/14 12:44	75-34-3	
1,2-Dichloroethane	ND	ug/L	25.0	0.60	5		04/02/14 12:44	107-06-2	
1,1-Dichloroethene	ND	ug/L	25.0	1.0	5		04/02/14 12:44	75-35-4	
cis-1,2-Dichloroethene	**8.9J**	ug/L	25.0	0.40	5		04/02/14 12:44	156-59-2	
trans-1,2-Dichloroethene	ND	ug/L	25.0	1.0	5		04/02/14 12:44	156-60-5	
1,2-Dichloropropane	ND	ug/L	25.0	0.80	5		04/02/14 12:44	78-87-5	
cis-1,3-Dichloropropene	ND	ug/L	5.0	0.70	5		04/02/14 12:44	10061-01-5	
trans-1,3-Dichloropropene	ND	ug/L	5.0	0.60	5		04/02/14 12:44	10061-02-6	
Ethylbenzene	ND	ug/L	25.0	0.90	5		04/02/14 12:44	100-41-4	
2-Hexanone	ND	ug/L	50.0	6.0	5		04/02/14 12:44	591-78-6	
Methylene chloride	ND	ug/L	25.0	0.75	5		04/02/14 12:44	75-09-2	
4-Methyl-2-pentanone (MIBK)	ND	ug/L	50.0	2.1	5		04/02/14 12:44	108-10-1	
Styrene	ND	ug/L	25.0	0.60	5		04/02/14 12:44	100-42-5	
1,1,2,2-Tetrachloroethane	ND	ug/L	5.0	0.75	5		04/02/14 12:44	79-34-5	
Tetrachloroethene	ND	ug/L	25.0	0.50	5		04/02/14 12:44	127-18-4	
Toluene	ND	ug/L	25.0	0.85	5		04/02/14 12:44	108-88-3	
1,1,1-Trichloroethane	ND	ug/L	25.0	0.55	5		04/02/14 12:44	71-55-6	
1,1,2-Trichloroethane	ND	ug/L	25.0	1.0	5		04/02/14 12:44	79-00-5	
Trichloroethene	**402**	ug/L	25.0	0.85	5		04/02/14 12:44	79-01-6	
Vinyl chloride	ND	ug/L	10.0	0.65	5		04/02/14 12:44	75-01-4	
Xylene (Total)	ND	ug/L	25.0	2.1	5		04/02/14 12:44	1330-20-7	
Surrogates									
4-Bromofluorobenzene (S)	96	%	80-120		5		04/02/14 12:44	460-00-4	
1,2-Dichloroethane-d4 (S)	107	%	80-120		5		04/02/14 12:44	17060-07-0	
Toluene-d8 (S)	96	%	80-120		5		04/02/14 12:44	2037-26-5	
Preservation pH	**1.0**		0.10	0.10	5		04/02/14 12:44		

REPORT OF LABORATORY ANALYSIS

This report shall not be reproduced, except in full,
without the written consent of Pace Analytical Services, Inc..

Pace Analytical Services, Inc.
9608 Loiret Blvd.
Lenexa, KS 66219
(913)599-5665

ANALYTICAL RESULTS

Project: FORT SMITH, AR
Pace Project No.: 60165578

Sample: TRIP BLANK **Lab ID: 60165578026** Collected: 03/23/14 10:00 Received: 03/25/14 01:35 Matrix: Water

Parameters	Results	Units	Report Limit	MDL	DF	Prepared	Analyzed	CAS No.	Qual
8260 MSV	Analytical Method: EPA 5030B/8260								
Acetone	ND	ug/L	10.0	1.9	1		04/02/14 10:36	67-64-1	
Benzene	ND	ug/L	5.0	0.060	1		04/02/14 10:36	71-43-2	
Bromodichloromethane	ND	ug/L	5.0	0.19	1		04/02/14 10:36	75-27-4	
Bromoform	ND	ug/L	5.0	0.070	1		04/02/14 10:36	75-25-2	
Bromomethane	ND	ug/L	7.0	0.16	1		04/02/14 10:36	74-83-9	
2-Butanone (MEK)	ND	ug/L	10.0	0.59	1		04/02/14 10:36	78-93-3	
Carbon disulfide	ND	ug/L	10.0	0.12	1		04/02/14 10:36	75-15-0	
Carbon tetrachloride	ND	ug/L	5.0	0.18	1		04/02/14 10:36	56-23-5	
Chlorobenzene	ND	ug/L	5.0	0.21	1		04/02/14 10:36	108-90-7	
Chloroethane	ND	ug/L	10.0	0.15	1		04/02/14 10:36	75-00-3	
Chloroform	ND	ug/L	5.0	0.14	1		04/02/14 10:36	67-66-3	
Chloromethane	ND	ug/L	10.0	0.080	1		04/02/14 10:36	74-87-3	
Dibromochloromethane	ND	ug/L	5.0	0.21	1		04/02/14 10:36	124-48-1	
1,1-Dichloroethane	ND	ug/L	2.4	0.050	1		04/02/14 10:36	75-34-3	
1,2-Dichloroethane	ND	ug/L	5.0	0.12	1		04/02/14 10:36	107-06-2	
1,1-Dichloroethene	ND	ug/L	5.0	0.20	1		04/02/14 10:36	75-35-4	
cis-1,2-Dichloroethene	ND	ug/L	5.0	0.080	1		04/02/14 10:36	156-59-2	
trans-1,2-Dichloroethene	ND	ug/L	5.0	0.20	1		04/02/14 10:36	156-60-5	
1,2-Dichloropropane	ND	ug/L	5.0	0.16	1		04/02/14 10:36	78-87-5	
cis-1,3-Dichloropropene	ND	ug/L	1.0	0.14	1		04/02/14 10:36	10061-01-5	
trans-1,3-Dichloropropene	ND	ug/L	1.0	0.12	1		04/02/14 10:36	10061-02-6	
Ethylbenzene	ND	ug/L	5.0	0.18	1		04/02/14 10:36	100-41-4	
2-Hexanone	ND	ug/L	10.0	1.2	1		04/02/14 10:36	591-78-6	
Methylene chloride	ND	ug/L	5.0	0.15	1		04/02/14 10:36	75-09-2	
4-Methyl-2-pentanone (MIBK)	ND	ug/L	10.0	0.42	1		04/02/14 10:36	108-10-1	
Styrene	ND	ug/L	5.0	0.12	1		04/02/14 10:36	100-42-5	
1,1,2,2-Tetrachloroethane	ND	ug/L	1.0	0.15	1		04/02/14 10:36	79-34-5	
Tetrachloroethene	ND	ug/L	5.0	0.10	1		04/02/14 10:36	127-18-4	
Toluene	ND	ug/L	5.0	0.17	1		04/02/14 10:36	108-88-3	
1,1,1-Trichloroethane	ND	ug/L	5.0	0.11	1		04/02/14 10:36	71-55-6	
1,1,2-Trichloroethane	ND	ug/L	5.0	0.20	1		04/02/14 10:36	79-00-5	
Trichloroethene	**0.31J**	ug/L	5.0	0.17	1		04/02/14 10:36	79-01-6	B
Vinyl chloride	ND	ug/L	2.0	0.13	1		04/02/14 10:36	75-01-4	
Xylene (Total)	ND	ug/L	5.0	0.42	1		04/02/14 10:36	1330-20-7	
Surrogates									
4-Bromofluorobenzene (S)	102	%	80-120		1		04/02/14 10:36	460-00-4	
1,2-Dichloroethane-d4 (S)	115	%	80-120		1		04/02/14 10:36	17060-07-0	
Toluene-d8 (S)	99	%	80-120		1		04/02/14 10:36	2037-26-5	
Preservation pH	**1.0**		0.10	0.10	1		04/02/14 10:36		

REPORT OF LABORATORY ANALYSIS

This report shall not be reproduced, except in full,
without the written consent of Pace Analytical Services, Inc..

Pace Analytical Services, Inc.
9608 Loiret Blvd.
Lenexa, KS 66219
(913)599-5665

QUALITY CONTROL DATA

Project: FORT SMITH, AR
Pace Project No.: 60165578

QC Batch: MPRP/26654 Analysis Method: EPA 6010
QC Batch Method: EPA 3010 Analysis Description: 6010 MET
Associated Lab Samples: 60165578018, 60165578025

METHOD BLANK: 1351997 Matrix: Water
Associated Lab Samples: 60165578018, 60165578025

Parameter	Units	Blank Result	Reporting Limit	Analyzed	Qualifiers
Iron	ug/L	ND	50.0	04/02/14 12:11	
Manganese	ug/L	ND	5.0	04/02/14 12:11	

LABORATORY CONTROL SAMPLE: 1351998

Parameter	Units	Spike Conc.	LCS Result	LCS % Rec	% Rec Limits	Qualifiers
Iron	ug/L	10000	10300	103	80-120	
Manganese	ug/L	1000	1040	104	80-120	

MATRIX SPIKE & MATRIX SPIKE DUPLICATE: 1351999 1352000

Parameter	Units	60165373001 Result	MS Spike Conc.	MSD Spike Conc.	MS Result	MSD Result	MS % Rec	MSD % Rec	% Rec Limits	RPD	Max RPD	Qual
Iron	ug/L	2160	10000	10000	12400	12300	102	101	75-125	1	20	
Manganese	ug/L	81.9	1000	1000	1130	1120	105	104	75-125	1	20	

REPORT OF LABORATORY ANALYSIS

This report shall not be reproduced, except in full,
without the written consent of Pace Analytical Services, Inc..

Pace Analytical Services, Inc.
9608 Loiret Blvd.
Lenexa, KS 66219
(913)599-5665

QUALITY CONTROL DATA

Project: FORT SMITH, AR
Pace Project No.: 60165578

QC Batch: MSV/60429 Analysis Method: EPA 5030B/8260
QC Batch Method: EPA 5030B/8260 Analysis Description: 8260 MSV Water 10 mL Purge
Associated Lab Samples: 60165578002, 60165578003, 60165578004, 60165578005, 60165578006, 60165578007, 60165578008, 60165578009, 60165578010, 60165578011, 60165578012, 60165578013, 60165578014, 60165578015, 60165578017

METHOD BLANK: 1352591 Matrix: Water
Associated Lab Samples: 60165578002, 60165578003, 60165578004, 60165578005, 60165578006, 60165578007, 60165578008, 60165578009, 60165578010, 60165578011, 60165578012, 60165578013, 60165578014, 60165578015, 60165578017

Parameter	Units	Blank Result	Reporting Limit	Analyzed	Qualifiers
1,1,1-Trichloroethane	ug/L	ND	5.0	03/30/14 16:08	
1,1,2,2-Tetrachloroethane	ug/L	ND	1.0	03/30/14 16:08	
1,1,2-Trichloroethane	ug/L	ND	5.0	03/30/14 16:08	
1,1-Dichloroethane	ug/L	ND	2.4	03/30/14 16:08	
1,1-Dichloroethene	ug/L	ND	5.0	03/30/14 16:08	
1,2-Dichloroethane	ug/L	ND	5.0	03/30/14 16:08	
1,2-Dichloropropane	ug/L	ND	5.0	03/30/14 16:08	
2-Butanone (MEK)	ug/L	ND	10.0	03/30/14 16:08	
2-Hexanone	ug/L	ND	10.0	03/30/14 16:08	
4-Methyl-2-pentanone (MIBK)	ug/L	ND	10.0	03/30/14 16:08	
Acetone	ug/L	3.0J	10.0	03/30/14 16:08	
Benzene	ug/L	ND	5.0	03/30/14 16:08	
Bromodichloromethane	ug/L	ND	5.0	03/30/14 16:08	
Bromoform	ug/L	ND	5.0	03/30/14 16:08	
Bromomethane	ug/L	ND	7.0	03/30/14 16:08	
Carbon disulfide	ug/L	0.19J	10.0	03/30/14 16:08	
Carbon tetrachloride	ug/L	ND	5.0	03/30/14 16:08	
Chlorobenzene	ug/L	ND	5.0	03/30/14 16:08	
Chloroethane	ug/L	ND	10.0	03/30/14 16:08	
Chloroform	ug/L	ND	5.0	03/30/14 16:08	
Chloromethane	ug/L	ND	10.0	03/30/14 16:08	
cis-1,2-Dichloroethene	ug/L	ND	5.0	03/30/14 16:08	
cis-1,3-Dichloropropene	ug/L	ND	1.0	03/30/14 16:08	
Dibromochloromethane	ug/L	ND	5.0	03/30/14 16:08	
Ethylbenzene	ug/L	ND	5.0	03/30/14 16:08	
Methylene chloride	ug/L	ND	5.0	03/30/14 16:08	
Styrene	ug/L	ND	5.0	03/30/14 16:08	
Tetrachloroethene	ug/L	ND	5.0	03/30/14 16:08	
Toluene	ug/L	ND	5.0	03/30/14 16:08	
trans-1,2-Dichloroethene	ug/L	ND	5.0	03/30/14 16:08	
trans-1,3-Dichloropropene	ug/L	ND	1.0	03/30/14 16:08	
Trichloroethene	ug/L	0.26J	5.0	03/30/14 16:08	
Vinyl chloride	ug/L	ND	2.0	03/30/14 16:08	
Xylene (Total)	ug/L	ND	5.0	03/30/14 16:08	
1,2-Dichloroethane-d4 (S)	%	109	80-120	03/30/14 16:08	
4-Bromofluorobenzene (S)	%	98	80-120	03/30/14 16:08	
Toluene-d8 (S)	%	98	80-120	03/30/14 16:08	

This report shall not be reproduced, except in full,
without the written consent of Pace Analytical Services, Inc..

Pace Analytical Services, Inc.
9608 Loiret Blvd.
Lenexa, KS 66219
(913)599-5665

QUALITY CONTROL DATA

Project: FORT SMITH, AR
Pace Project No.: 60165578

LABORATORY CONTROL SAMPLE: 1352592

Parameter	Units	Spike Conc.	LCS Result	LCS % Rec	% Rec Limits	Qualifiers
1,1,1-Trichloroethane	ug/L	20	20.0	100	80-121	
1,1,2,2-Tetrachloroethane	ug/L	20	18.7	93	73-124	
1,1,2-Trichloroethane	ug/L	20	20.0	100	80-120	
1,1-Dichloroethane	ug/L	20	19.6	98	77-120	
1,1-Dichloroethene	ug/L	20	18.9	95	78-126	
1,2-Dichloroethane	ug/L	20	21.1	106	77-123	
1,2-Dichloropropane	ug/L	20	19.5	97	80-121	
2-Butanone (MEK)	ug/L	100	117	117	52-145	
2-Hexanone	ug/L	100	107	107	57-139	
4-Methyl-2-pentanone (MIBK)	ug/L	100	109	109	71-131	
Acetone	ug/L	100	133	133	32-155	SS
Benzene	ug/L	20	19.8	99	80-120	
Bromodichloromethane	ug/L	20	19.2	96	80-120	
Bromoform	ug/L	20	20.6	103	73-124	
Bromomethane	ug/L	20	18.9	94	31-144	
Carbon disulfide	ug/L	20	19.8	99	65-125	
Carbon tetrachloride	ug/L	20	19.3	97	78-128	
Chlorobenzene	ug/L	20	19.5	97	80-120	
Chloroethane	ug/L	20	18.0	90	55-137	
Chloroform	ug/L	20	19.9	100	79-120	
Chloromethane	ug/L	20	16.6	83	22-138	
cis-1,2-Dichloroethene	ug/L	20	19.7	98	80-120	
cis-1,3-Dichloropropene	ug/L	20	19.1	96	80-120	
Dibromochloromethane	ug/L	20	19.3	97	80-120	
Ethylbenzene	ug/L	20	18.3	91	80-121	
Methylene chloride	ug/L	20	19.6	98	73-126	
Styrene	ug/L	20	19.9	100	80-120	
Tetrachloroethene	ug/L	20	19.0	95	80-121	
Toluene	ug/L	20	19.7	99	80-122	
trans-1,2-Dichloroethene	ug/L	20	18.6	93	79-121	
trans-1,3-Dichloropropene	ug/L	20	20.4	102	80-127	
Trichloroethene	ug/L	20	19.3	97	80-120	
Vinyl chloride	ug/L	20	17.3	87	59-120	
Xylene (Total)	ug/L	60	58.9	98	80-121	
1,2-Dichloroethane-d4 (S)	%			109	80-120	
4-Bromofluorobenzene (S)	%			96	80-120	
Toluene-d8 (S)	%			100	80-120	

REPORT OF LABORATORY ANALYSIS

This report shall not be reproduced, except in full,
without the written consent of Pace Analytical Services, Inc..

Pace Analytical Services, Inc.
9608 Loiret Blvd.
Lenexa, KS 66219
(913)599-5665

QUALITY CONTROL DATA

Project: FORT SMITH, AR
Pace Project No.: 60165578

QC Batch: MSV/60449 Analysis Method: EPA 5030B/8260
QC Batch Method: EPA 5030B/8260 Analysis Description: 8260 MSV Water 10 mL Purge
Associated Lab Samples: 60165578001, 60165578002, 60165578003, 60165578004, 60165578006, 60165578007, 60165578008, 60165578009, 60165578010, 60165578011, 60165578012, 60165578013, 60165578014, 60165578016, 60165578017, 60165578018, 60165578019

METHOD BLANK: 1352982 Matrix: Water
Associated Lab Samples: 60165578001, 60165578002, 60165578003, 60165578004, 60165578006, 60165578007, 60165578008, 60165578009, 60165578010, 60165578011, 60165578012, 60165578013, 60165578014, 60165578016, 60165578017, 60165578018, 60165578019

Parameter	Units	Blank Result	Reporting Limit	Analyzed	Qualifiers
cis-1,2-Dichloroethene	ug/L	ND	5.0	04/01/14 03:16	
Trichloroethene	ug/L	0.31J	5.0	04/01/14 03:16	
1,2-Dichloroethane-d4 (S)	%	107	80-120	04/01/14 03:16	
4-Bromofluorobenzene (S)	%	105	80-120	04/01/14 03:16	
Toluene-d8 (S)	%	97	80-120	04/01/14 03:16	

LABORATORY CONTROL SAMPLE: 1352983

Parameter	Units	Spike Conc.	LCS Result	LCS % Rec	% Rec Limits	Qualifiers
cis-1,2-Dichloroethene	ug/L	20	20.0	100	80-120	
Trichloroethene	ug/L	20	19.3	96	80-120	
1,2-Dichloroethane-d4 (S)	%			102	80-120	
4-Bromofluorobenzene (S)	%			99	80-120	
Toluene-d8 (S)	%			99	80-120	

This report shall not be reproduced, except in full,
without the written consent of Pace Analytical Services, Inc..

Pace Analytical Services, Inc.
9608 Loiret Blvd.
Lenexa, KS 66219
(913)599-5665

QUALITY CONTROL DATA

Project: FORT SMITH, AR
Pace Project No.: 60165578

QC Batch: MSV/60508 Analysis Method: EPA 5030B/8260
QC Batch Method: EPA 5030B/8260 Analysis Description: 8260 MSV Water 10 mL Purge
Associated Lab Samples: 60165578020, 60165578021, 60165578022, 60165578023, 60165578024, 60165578025, 60165578026

METHOD BLANK: 1353863 Matrix: Water
Associated Lab Samples: 60165578020, 60165578021, 60165578022, 60165578023, 60165578024, 60165578025, 60165578026

Parameter	Units	Blank Result	Reporting Limit	Analyzed	Qualifiers
1,1,1-Trichloroethane	ug/L	ND	5.0	04/02/14 10:08	
1,1,2,2-Tetrachloroethane	ug/L	ND	1.0	04/02/14 10:08	
1,1,2-Trichloroethane	ug/L	ND	5.0	04/02/14 10:08	
1,1-Dichloroethane	ug/L	ND	2.4	04/02/14 10:08	
1,1-Dichloroethene	ug/L	ND	5.0	04/02/14 10:08	
1,2-Dichloroethane	ug/L	ND	5.0	04/02/14 10:08	
1,2-Dichloropropane	ug/L	ND	5.0	04/02/14 10:08	
2-Butanone (MEK)	ug/L	ND	10.0	04/02/14 10:08	
2-Hexanone	ug/L	ND	10.0	04/02/14 10:08	
4-Methyl-2-pentanone (MIBK)	ug/L	ND	10.0	04/02/14 10:08	
Acetone	ug/L	1.9J	10.0	04/02/14 10:08	
Benzene	ug/L	ND	5.0	04/02/14 10:08	
Bromodichloromethane	ug/L	ND	5.0	04/02/14 10:08	
Bromoform	ug/L	ND	5.0	04/02/14 10:08	
Bromomethane	ug/L	ND	7.0	04/02/14 10:08	
Carbon disulfide	ug/L	ND	10.0	04/02/14 10:08	
Carbon tetrachloride	ug/L	ND	5.0	04/02/14 10:08	
Chlorobenzene	ug/L	ND	5.0	04/02/14 10:08	
Chloroethane	ug/L	ND	10.0	04/02/14 10:08	
Chloroform	ug/L	ND	5.0	04/02/14 10:08	
Chloromethane	ug/L	ND	10.0	04/02/14 10:08	
cis-1,2-Dichloroethene	ug/L	ND	5.0	04/02/14 10:08	
cis-1,3-Dichloropropene	ug/L	ND	1.0	04/02/14 10:08	
Dibromochloromethane	ug/L	ND	5.0	04/02/14 10:08	
Ethylbenzene	ug/L	ND	5.0	04/02/14 10:08	
Methylene chloride	ug/L	ND	5.0	04/02/14 10:08	
Styrene	ug/L	ND	5.0	04/02/14 10:08	
Tetrachloroethene	ug/L	ND	5.0	04/02/14 10:08	
Toluene	ug/L	0.18J	5.0	04/02/14 10:08	
trans-1,2-Dichloroethene	ug/L	ND	5.0	04/02/14 10:08	
trans-1,3-Dichloropropene	ug/L	ND	1.0	04/02/14 10:08	
Trichloroethene	ug/L	0.30J	5.0	04/02/14 10:08	
Vinyl chloride	ug/L	ND	2.0	04/02/14 10:08	
Xylene (Total)	ug/L	ND	5.0	04/02/14 10:08	
1,2-Dichloroethane-d4 (S)	%	105	80-120	04/02/14 10:08	
4-Bromofluorobenzene (S)	%	98	80-120	04/02/14 10:08	
Toluene-d8 (S)	%	96	80-120	04/02/14 10:08	

REPORT OF LABORATORY ANALYSIS

This report shall not be reproduced, except in full,
without the written consent of Pace Analytical Services, Inc..

Pace Analytical Services, Inc.
9608 Loiret Blvd.
Lenexa, KS 66219
(913)599-5665

QUALITY CONTROL DATA

Project: FORT SMITH, AR
Pace Project No.: 60165578

LABORATORY CONTROL SAMPLE: 1353864

Parameter	Units	Spike Conc.	LCS Result	LCS % Rec	% Rec Limits	Qualifiers
1,1,1-Trichloroethane	ug/L	20	20.1	100	80-121	
1,1,2,2-Tetrachloroethane	ug/L	20	17.9	90	73-124	
1,1,2-Trichloroethane	ug/L	20	19.6	98	80-120	
1,1-Dichloroethane	ug/L	20	18.7	94	77-120	
1,1-Dichloroethene	ug/L	20	18.9	94	78-126	
1,2-Dichloroethane	ug/L	20	20.9	104	77-123	
1,2-Dichloropropane	ug/L	20	19.2	96	80-121	
2-Butanone (MEK)	ug/L	100	110	110	52-145	
2-Hexanone	ug/L	100	95.9	96	57-139	
4-Methyl-2-pentanone (MIBK)	ug/L	100	96.2	96	71-131	
Acetone	ug/L	100	110	110	32-155	
Benzene	ug/L	20	18.6	93	80-120	
Bromodichloromethane	ug/L	20	19.4	97	80-120	
Bromoform	ug/L	20	18.7	93	73-124	
Bromomethane	ug/L	20	20.9	104	31-144	
Carbon disulfide	ug/L	20	19.6	98	65-125	
Carbon tetrachloride	ug/L	20	19.6	98	78-128	
Chlorobenzene	ug/L	20	18.8	94	80-120	
Chloroethane	ug/L	20	17.5	88	55-137	
Chloroform	ug/L	20	19.1	95	79-120	
Chloromethane	ug/L	20	14.3	72	22-138	
cis-1,2-Dichloroethene	ug/L	20	19.1	95	80-120	
cis-1,3-Dichloropropene	ug/L	20	17.8	89	80-120	
Dibromochloromethane	ug/L	20	17.9	90	80-120	
Ethylbenzene	ug/L	20	18.7	94	80-121	
Methylene chloride	ug/L	20	17.9	89	73-126	
Styrene	ug/L	20	19.1	96	80-120	
Tetrachloroethene	ug/L	20	18.9	95	80-121	
Toluene	ug/L	20	19.4	97	80-122	
trans-1,2-Dichloroethene	ug/L	20	19.3	96	79-121	
trans-1,3-Dichloropropene	ug/L	20	18.9	95	80-127	
Trichloroethene	ug/L	20	20.1	101	80-120	
Vinyl chloride	ug/L	20	18.5	92	59-120	
Xylene (Total)	ug/L	60	56.3	94	80-121	
1,2-Dichloroethane-d4 (S)	%			111	80-120	
4-Bromofluorobenzene (S)	%			106	80-120	
Toluene-d8 (S)	%			98	80-120	

This report shall not be reproduced, except in full,
without the written consent of Pace Analytical Services, Inc..

Pace Analytical Services, Inc.
9608 Loiret Blvd.
Lenexa, KS 66219
(913)599-5665

QUALITY CONTROL DATA

Project: FORT SMITH, AR
Pace Project No.: 60165578

QC Batch: MSV/60613 Analysis Method: EPA 5030B/8260
QC Batch Method: EPA 5030B/8260 Analysis Description: 8260 MSV Water 10 mL Purge
Associated Lab Samples: 60165578016, 60165578018, 60165578019, 60165578020, 60165578021, 60165578022

METHOD BLANK: 1356378 Matrix: Water
Associated Lab Samples: 60165578016, 60165578018, 60165578019, 60165578020, 60165578021, 60165578022

Parameter	Units	Blank Result	Reporting Limit	Analyzed	Qualifiers
1,1,1-Trichloroethane	ug/L	ND	5.0	03/30/14 21:50	
1,1,2,2-Tetrachloroethane	ug/L	ND	1.0	03/30/14 21:50	
1,1,2-Trichloroethane	ug/L	ND	5.0	03/30/14 21:50	
1,1-Dichloroethane	ug/L	ND	2.4	03/30/14 21:50	
1,1-Dichloroethene	ug/L	ND	5.0	03/30/14 21:50	
1,2-Dichloroethane	ug/L	ND	5.0	03/30/14 21:50	
1,2-Dichloropropane	ug/L	ND	5.0	03/30/14 21:50	
2-Butanone (MEK)	ug/L	ND	10.0	03/30/14 21:50	
2-Hexanone	ug/L	ND	10.0	03/30/14 21:50	
4-Methyl-2-pentanone (MIBK)	ug/L	ND	10.0	03/30/14 21:50	
Acetone	ug/L	2.6J	10.0	03/30/14 21:50	
Benzene	ug/L	ND	5.0	03/30/14 21:50	
Bromodichloromethane	ug/L	ND	5.0	03/30/14 21:50	
Bromoform	ug/L	ND	5.0	03/30/14 21:50	
Bromomethane	ug/L	ND	7.0	03/30/14 21:50	
Carbon disulfide	ug/L	0.14J	10.0	03/30/14 21:50	
Carbon tetrachloride	ug/L	ND	5.0	03/30/14 21:50	
Chlorobenzene	ug/L	ND	5.0	03/30/14 21:50	
Chloroethane	ug/L	ND	10.0	03/30/14 21:50	
Chloroform	ug/L	ND	5.0	03/30/14 21:50	
Chloromethane	ug/L	ND	10.0	03/30/14 21:50	
cis-1,2-Dichloroethene	ug/L	ND	5.0	03/30/14 21:50	
cis-1,3-Dichloropropene	ug/L	ND	1.0	03/30/14 21:50	
Dibromochloromethane	ug/L	ND	5.0	03/30/14 21:50	
Ethylbenzene	ug/L	ND	5.0	03/30/14 21:50	
Methylene chloride	ug/L	ND	5.0	03/30/14 21:50	
Styrene	ug/L	ND	5.0	03/30/14 21:50	
Tetrachloroethene	ug/L	ND	5.0	03/30/14 21:50	
Toluene	ug/L	ND	5.0	03/30/14 21:50	
trans-1,2-Dichloroethene	ug/L	ND	5.0	03/30/14 21:50	
trans-1,3-Dichloropropene	ug/L	ND	1.0	03/30/14 21:50	
Vinyl chloride	ug/L	ND	2.0	03/30/14 21:50	
Xylene (Total)	ug/L	ND	5.0	03/30/14 21:50	
1,2-Dichloroethane-d4 (S)	%	102	80-120	03/30/14 21:50	
4-Bromofluorobenzene (S)	%	96	80-120	03/30/14 21:50	
Toluene-d8 (S)	%	100	80-120	03/30/14 21:50	

LABORATORY CONTROL SAMPLE: 1356379

Parameter	Units	Spike Conc.	LCS Result	LCS % Rec	% Rec Limits	Qualifiers
1,1,1-Trichloroethane	ug/L	20	21.0	105	80-121	

REPORT OF LABORATORY ANALYSIS

This report shall not be reproduced, except in full,
without the written consent of Pace Analytical Services, Inc..

Pace Analytical Services, Inc.
9608 Loiret Blvd.
Lenexa, KS 66219
(913)599-5665

QUALITY CONTROL DATA

Project: FORT SMITH, AR
Pace Project No.: 60165578

LABORATORY CONTROL SAMPLE: 1356379

Parameter	Units	Spike Conc.	LCS Result	LCS % Rec	% Rec Limits	Qualifiers
1,1,2,2-Tetrachloroethane	ug/L	20	19.1	96	73-124	
1,1,2-Trichloroethane	ug/L	20	21.0	105	80-120	
1,1-Dichloroethane	ug/L	20	19.5	97	77-120	
1,1-Dichloroethene	ug/L	20	18.9	95	78-126	
1,2-Dichloroethane	ug/L	20	22.6	113	77-123	
1,2-Dichloropropane	ug/L	20	20.1	100	80-121	
2-Butanone (MEK)	ug/L	100	100	100	52-145	
2-Hexanone	ug/L	100	102	102	57-139	
4-Methyl-2-pentanone (MIBK)	ug/L	100	107	107	71-131	
Acetone	ug/L	100	95.7	96	32-155	SS
Benzene	ug/L	20	19.3	96	80-120	
Bromodichloromethane	ug/L	20	19.9	100	80-120	
Bromoform	ug/L	20	21.2	106	73-124	
Bromomethane	ug/L	20	14.5	73	31-144	
Carbon disulfide	ug/L	20	19.3	96	65-125	
Carbon tetrachloride	ug/L	20	20.2	101	78-128	
Chlorobenzene	ug/L	20	20.3	101	80-120	
Chloroethane	ug/L	20	17.4	87	55-137	
Chloroform	ug/L	20	21.0	105	79-120	
Chloromethane	ug/L	20	16.0	80	22-138	
cis-1,2-Dichloroethene	ug/L	20	19.6	98	80-120	
cis-1,3-Dichloropropene	ug/L	20	18.7	94	80-120	
Dibromochloromethane	ug/L	20	20.0	100	80-120	
Ethylbenzene	ug/L	20	19.5	98	80-121	
Methylene chloride	ug/L	20	19.6	98	73-126	
Styrene	ug/L	20	20.9	104	80-120	
Tetrachloroethene	ug/L	20	20.6	103	80-121	
Toluene	ug/L	20	20.3	101	80-122	
trans-1,2-Dichloroethene	ug/L	20	20.0	100	79-121	
trans-1,3-Dichloropropene	ug/L	20	19.4	97	80-127	
Vinyl chloride	ug/L	20	17.5	88	59-120	
Xylene (Total)	ug/L	60	59.3	99	80-121	
1,2-Dichloroethane-d4 (S)	%			101	80-120	
4-Bromofluorobenzene (S)	%			99	80-120	
Toluene-d8 (S)	%			102	80-120	

This report shall not be reproduced, except in full,
without the written consent of Pace Analytical Services, Inc..

Pace Analytical Services, Inc.
9608 Loiret Blvd.
Lenexa, KS 66219
(913)599-5665

QUALITY CONTROL DATA

Project: FORT SMITH, AR
Pace Project No.: 60165578

QC Batch: MSV/60627
QC Batch Method: EPA 5030B/8260
Analysis Method: EPA 5030B/8260
Analysis Description: 8260 MSV Water 10 mL Purge
Associated Lab Samples: 60165578001

METHOD BLANK: 1356455
Matrix: Water
Associated Lab Samples: 60165578001

Parameter	Units	Blank Result	Reporting Limit	Analyzed	Qualifiers
1,1,1-Trichloroethane	ug/L	ND	5.0	03/30/14 16:08	
1,1,2,2-Tetrachloroethane	ug/L	ND	1.0	03/30/14 16:08	
1,1,2-Trichloroethane	ug/L	ND	5.0	03/30/14 16:08	
1,1-Dichloroethane	ug/L	ND	2.4	03/30/14 16:08	
1,1-Dichloroethene	ug/L	ND	5.0	03/30/14 16:08	
1,2-Dichloroethane	ug/L	ND	5.0	03/30/14 16:08	
1,2-Dichloropropane	ug/L	ND	5.0	03/30/14 16:08	
2-Butanone (MEK)	ug/L	ND	10.0	03/30/14 16:08	
2-Hexanone	ug/L	ND	10.0	03/30/14 16:08	
4-Methyl-2-pentanone (MIBK)	ug/L	ND	10.0	03/30/14 16:08	
Acetone	ug/L	3.0J	10.0	03/30/14 16:08	
Benzene	ug/L	ND	5.0	03/30/14 16:08	
Bromodichloromethane	ug/L	ND	5.0	03/30/14 16:08	
Bromoform	ug/L	ND	5.0	03/30/14 16:08	
Bromomethane	ug/L	ND	7.0	03/30/14 16:08	
Carbon disulfide	ug/L	0.19J	10.0	03/30/14 16:08	
Carbon tetrachloride	ug/L	ND	5.0	03/30/14 16:08	
Chlorobenzene	ug/L	ND	5.0	03/30/14 16:08	
Chloroethane	ug/L	ND	10.0	03/30/14 16:08	
Chloroform	ug/L	ND	5.0	03/30/14 16:08	
Chloromethane	ug/L	ND	10.0	03/30/14 16:08	
cis-1,2-Dichloroethene	ug/L	ND	5.0	03/30/14 16:08	
cis-1,3-Dichloropropene	ug/L	ND	1.0	03/30/14 16:08	
Dibromochloromethane	ug/L	ND	5.0	03/30/14 16:08	
Ethylbenzene	ug/L	ND	5.0	03/30/14 16:08	
Methylene chloride	ug/L	ND	5.0	03/30/14 16:08	
Styrene	ug/L	ND	5.0	03/30/14 16:08	
Tetrachloroethene	ug/L	ND	5.0	03/30/14 16:08	
Toluene	ug/L	ND	5.0	03/30/14 16:08	
trans-1,2-Dichloroethene	ug/L	ND	5.0	03/30/14 16:08	
trans-1,3-Dichloropropene	ug/L	ND	1.0	03/30/14 16:08	
Vinyl chloride	ug/L	ND	2.0	03/30/14 16:08	
Xylene (Total)	ug/L	ND	5.0	03/30/14 16:08	
1,2-Dichloroethane-d4 (S)	%	109	80-120	03/30/14 16:08	
4-Bromofluorobenzene (S)	%	98	80-120	03/30/14 16:08	
Toluene-d8 (S)	%	98	80-120	03/30/14 16:08	

LABORATORY CONTROL SAMPLE: 1356456

Parameter	Units	Spike Conc.	LCS Result	LCS % Rec	% Rec Limits	Qualifiers
1,1,1-Trichloroethane	ug/L	20	20.0	100	80-121	

REPORT OF LABORATORY ANALYSIS

This report shall not be reproduced, except in full,
without the written consent of Pace Analytical Services, Inc..

Pace Analytical Services, Inc.
9608 Loiret Blvd.
Lenexa, KS 66219
(913)599-5665

QUALITY CONTROL DATA

Project: FORT SMITH, AR
Pace Project No.: 60165578

LABORATORY CONTROL SAMPLE: 1356456

Parameter	Units	Spike Conc.	LCS Result	LCS % Rec	% Rec Limits	Qualifiers
1,1,2,2-Tetrachloroethane	ug/L	20	18.7	93	73-124	
1,1,2-Trichloroethane	ug/L	20	20.0	100	80-120	
1,1-Dichloroethane	ug/L	20	19.6	98	77-120	
1,1-Dichloroethene	ug/L	20	18.9	95	78-126	
1,2-Dichloroethane	ug/L	20	21.1	106	77-123	
1,2-Dichloropropane	ug/L	20	19.5	97	80-121	
2-Butanone (MEK)	ug/L	100	117	117	52-145	
2-Hexanone	ug/L	100	107	107	57-139	
4-Methyl-2-pentanone (MIBK)	ug/L	100	109	109	71-131	
Acetone	ug/L	100	133	133	32-155	SS
Benzene	ug/L	20	19.8	99	80-120	
Bromodichloromethane	ug/L	20	19.2	96	80-120	
Bromoform	ug/L	20	20.6	103	73-124	
Bromomethane	ug/L	20	18.9	94	31-144	
Carbon disulfide	ug/L	20	19.8	99	65-125	
Carbon tetrachloride	ug/L	20	19.3	97	78-128	
Chlorobenzene	ug/L	20	19.5	97	80-120	
Chloroethane	ug/L	20	18.0	90	55-137	
Chloroform	ug/L	20	19.9	100	79-120	
Chloromethane	ug/L	20	16.6	83	22-138	
cis-1,2-Dichloroethene	ug/L	20	19.7	98	80-120	
cis-1,3-Dichloropropene	ug/L	20	19.1	96	80-120	
Dibromochloromethane	ug/L	20	19.3	97	80-120	
Ethylbenzene	ug/L	20	18.3	91	80-121	
Methylene chloride	ug/L	20	19.6	98	73-126	
Styrene	ug/L	20	19.9	100	80-120	
Tetrachloroethene	ug/L	20	19.0	95	80-121	
Toluene	ug/L	20	19.7	99	80-122	
trans-1,2-Dichloroethene	ug/L	20	18.6	93	79-121	
trans-1,3-Dichloropropene	ug/L	20	20.4	102	80-127	
Vinyl chloride	ug/L	20	17.3	87	59-120	
Xylene (Total)	ug/L	60	58.9	98	80-121	
1,2-Dichloroethane-d4 (S)	%			109	80-120	
4-Bromofluorobenzene (S)	%			96	80-120	
Toluene-d8 (S)	%			100	80-120	

This report shall not be reproduced, except in full,
without the written consent of Pace Analytical Services, Inc..

Pace Analytical Services, Inc.
9608 Loiret Blvd.
Lenexa, KS 66219
(913)599-5665

QUALIFIERS

Project: FORT SMITH, AR
Pace Project No.: 60165578

DEFINITIONS

DF - Dilution Factor, if reported, represents the factor applied to the reported data due to changes in sample preparation, dilution of the sample aliquot, or moisture content.

ND - Not Detected at or above adjusted reporting limit.

J - Estimated concentration above the adjusted method detection limit and below the adjusted reporting limit.

MDL - Adjusted Method Detection Limit.

PRL - Pace Reporting Limit.

RL - Reporting Limit.

S - Surrogate

1,2-Diphenylhydrazine (8270 listed analyte) decomposes to Azobenzene.

Consistent with EPA guidelines, unrounded data are displayed and have been used to calculate % recovery and RPD values.

LCS(D) - Laboratory Control Sample (Duplicate)

MS(D) - Matrix Spike (Duplicate)

DUP - Sample Duplicate

RPD - Relative Percent Difference

NC - Not Calculable.

SG - Silica Gel - Clean-Up

U - Indicates the compound was analyzed for, but not detected.

N-Nitrosodiphenylamine decomposes and cannot be separated from Diphenylamine using Method 8270. The result reported for each analyte is a combined concentration.

Pace Analytical is TNI accredited. Contact your Pace PM for the current list of accredited analytes.

TNI - The NELAC Institute.

BATCH QUALIFIERS

Batch: MSV/60429
[M5] A matrix spike/matrix spike duplicate was not performed for this batch due to insufficient sample volume.

Batch: MSV/60449
[M5] A matrix spike/matrix spike duplicate was not performed for this batch due to insufficient sample volume.

Batch: MSV/60508
[M5] A matrix spike/matrix spike duplicate was not performed for this batch due to insufficient sample volume.

Batch: MSV/60613
[M5] A matrix spike/matrix spike duplicate was not performed for this batch due to insufficient sample volume.

Batch: MSV/60627
[M5] A matrix spike/matrix spike duplicate was not performed for this batch due to insufficient sample volume.

ANALYTE QUALIFIERS

B Analyte was detected in the associated method blank.

SS This analyte did not meet the secondary source verification criteria for the initial calibration. The reported result should be considered an estimated value.

This report shall not be reproduced, except in full,
without the written consent of Pace Analytical Services, Inc..

Pace Analytical Services, Inc.
9608 Loiret Blvd.
Lenexa, KS 66219
(913)599-5665

QUALITY CONTROL DATA CROSS REFERENCE TABLE

Project: FORT SMITH, AR
Pace Project No.: 60165578

Lab ID	Sample ID	QC Batch Method	QC Batch	Analytical Method	Analytical Batch
60165578018	**IW-113**	EPA 3010	MPRP/26654	EPA 6010	ICP/20268
60165578025	**IW-121**	EPA 3010	MPRP/26654	EPA 6010	ICP/20268
60165578001	**IW-119**	EPA 5030B/8260	MSV/60449		
60165578001	**IW-119**	EPA 5030B/8260	MSV/60627		
60165578002	**IW-115**	EPA 5030B/8260	MSV/60429		
60165578002	**IW-115**	EPA 5030B/8260	MSV/60449		
60165578003	**IW-127**	EPA 5030B/8260	MSV/60429		
60165578003	**IW-127**	EPA 5030B/8260	MSV/60449		
60165578004	**IW-102**	EPA 5030B/8260	MSV/60429		
60165578004	**IW-102**	EPA 5030B/8260	MSV/60449		
60165578005	**IW-106**	EPA 5030B/8260	MSV/60429		
60165578006	**IW-116**	EPA 5030B/8260	MSV/60429		
60165578006	**IW-116**	EPA 5030B/8260	MSV/60449		
60165578007	**IW-118**	EPA 5030B/8260	MSV/60429		
60165578007	**IW-118**	EPA 5030B/8260	MSV/60449		
60165578008	**IW-112**	EPA 5030B/8260	MSV/60429		
60165578008	**IW-112**	EPA 5030B/8260	MSV/60449		
60165578009	**IW-131**	EPA 5030B/8260	MSV/60429		
60165578009	**IW-131**	EPA 5030B/8260	MSV/60449		
60165578010	**IW-110**	EPA 5030B/8260	MSV/60429		
60165578010	**IW-110**	EPA 5030B/8260	MSV/60449		
60165578011	**IW-101**	EPA 5030B/8260	MSV/60429		
60165578011	**IW-101**	EPA 5030B/8260	MSV/60449		
60165578012	**IW-120**	EPA 5030B/8260	MSV/60429		
60165578012	**IW-120**	EPA 5030B/8260	MSV/60449		
60165578013	**IW-104**	EPA 5030B/8260	MSV/60429		
60165578013	**IW-104**	EPA 5030B/8260	MSV/60449		
60165578014	**IW-117**	EPA 5030B/8260	MSV/60429		
60165578014	**IW-117**	EPA 5030B/8260	MSV/60449		
60165578015	**IW-107**	EPA 5030B/8260	MSV/60429		
60165578016	**IW-109**	EPA 5030B/8260	MSV/60449		
60165578016	**IW-109**	EPA 5030B/8260	MSV/60613		
60165578017	**IW-114**	EPA 5030B/8260	MSV/60429		

REPORT OF LABORATORY ANALYSIS

This report shall not be reproduced, except in full,
without the written consent of Pace Analytical Services, Inc..

Pace Analytical Services, Inc.
9608 Loiret Blvd.
Lenexa, KS 66219
(913)599-5665

QUALITY CONTROL DATA CROSS REFERENCE TABLE

Project: FORT SMITH, AR
Pace Project No.: 60165578

Lab ID	Sample ID	QC Batch Method	QC Batch	Analytical Method	Analytical Batch
60165578017	**IW-114**	EPA 5030B/8260	MSV/60449		
60165578018	**IW-113**	EPA 5030B/8260	MSV/60449		
60165578018	**IW-113**	EPA 5030B/8260	MSV/60613		
60165578019	**IW-103**	EPA 5030B/8260	MSV/60449		
60165578019	**IW-103**	EPA 5030B/8260	MSV/60613		
60165578020	**IW-108**	EPA 5030B/8260	MSV/60508		
60165578020	**IW-108**	EPA 5030B/8260	MSV/60613		
60165578021	**IW-111**	EPA 5030B/8260	MSV/60508		
60165578021	**IW-111**	EPA 5030B/8260	MSV/60613		
60165578022	**IW-105**	EPA 5030B/8260	MSV/60508		
60165578022	**IW-105**	EPA 5030B/8260	MSV/60613		
60165578023	**IW-101**	EPA 5030B/8260	MSV/60508		
60165578024	**IW-124**	EPA 5030B/8260	MSV/60508		
60165578025	**IW-121**	EPA 5030B/8260	MSV/60508		
60165578026	**TRIP BLANK**	EPA 5030B/8260	MSV/60508		

This report shall not be reproduced, except in full,
without the written consent of Pace Analytical Services, Inc..

Pace Analytical®
www.pacelabs.com

Sample Condition Upon Receipt

WO# : 60165578

60165578

Optional
Proj Due Date:
Proj Name:

Client Name: Environ

Courier: Fed Ex ☐ UPS ☐ USPS ☐ Client ☐ Commercial ☐ Pace ☐ Other ☑ VIA

Tracking #: _____ Pace Shipping Label Used? Yes ☐ No ☑

Custody Seal on Cooler/Box Present: Yes ☑ No ☐ Seals intact: Yes ☑ No ☐

Packing Material: Bubble Wrap ☐ Bubble Bags ☐ Foam ☐ None ☐ Other ☑ 2PLC

Thermometer Used: T-239 / T-194 **Type of Ice:** Wet Blue None (circle one) ☐ Samples received on ice, cooling process has begun.

Cooler Temperature: 0.6

Temperature should be above freezing to 6°C

Date and initials of person examining contents: 3/25/14 BA

Chain of Custody present:	☑Yes ☐No ☐N/A	1.
Chain of Custody filled out:	☑Yes ☐No ☐N/A	2.
Chain of Custody relinquished:	☑Yes ☐No ☐N/A	3.
Sampler name & signature on COC:	☑Yes ☐No ☐N/A	4.
Samples arrived within holding time:	☑Yes ☐No ☐N/A	5.
Short Hold Time analyses (<72hr):	☐Yes ☑No ☐N/A	6.
Rush Turn Around Time requested:	☐Yes ☑No ☐N/A	7.
Sufficient volume:	☑Yes ☐No ☐N/A	8.
Correct containers used:	☑Yes ☐No ☐N/A	
Pace containers used:	☑Yes ☐No ☐N/A	9.
Containers intact:	☑Yes ☑No ☐N/A	10. 1 of 2 TB lid was cracked.
Unpreserved 5035A soils frozen w/in 48hrs?	☐Yes ☐No ☑N/A	11.
Filtered volume received for dissolved tests?	☐Yes ☐No ☑N/A	12.
Sample labels match COC: Includes date/time/ID/analyses Matrix: WT	☑Yes ☐No ☐N/A	13.
All containers needing preservation have been checked.	☑Yes ☐No ☐N/A	
All containers needing preservation are found to be in compliance with EPA recommendation.	☑Yes ☐No ☐N/A	14.
Exceptions: VOA, coliform, TOC, O&G, WI-DRO (water), Phenolics	☑Yes ☐No	Initial when completed / Lot # of added preservative
Trip Blank present: Pace Trip Blank lot # (if purchased): _____	☑Yes ☐No ☐N/A	15.
Headspace in VOA vials (>6mm):	☐Yes ☑No ☐N/A	16.
Project sampled in USDA Regulated Area:	☐Yes ☐No ☑N/A	17. List State:

Client Notification/ Resolution: Copy COC to Client? Y / N Field Data Required? Y / N

Person Contacted: _____ Date/Time: _____

Comments/ Resolution:
No level IV per Wendy Stonestreet. - MW 3/25/14

Project Manager Review: MW Date: 3/25/14

Pace Analytical
www.pacelabs.com

The Chain-of-Custody is a LEGAL DOCUMENT. All relevant fields must be completed accurately.

Page: 1 of 3

Section A Required Client Information:

Company:	Environ
Address:	7500 College Blvd., Ste. 925
	Overland Park, KS 66210
Email To:	wstonestreet@environcorp.com
Phone: 913-553-5926	Fax:
Requested Due Date/TAT:	STD

Section B Required Project Information:

Report To:	Wendy Stonestreet
Copy To:	
Purchase Order No.:	
Project Name:	Fort Smith, AR
Project Number:	

Section C Invoice Information:

Attention:	
Company Name:	
Address:	
Pace Quote Reference:	
Pace Project Manager:	MJ Walls
Pace Profile #:	7444, line 1

REGULATORY AGENCY

☐ NPDES ☐ GROUND WATER ☐ DRINKING WATER
☐ UST ☐ RCRA ☐ OTHER

Site Location STATE: AR

Section D Required Client Information

SAMPLE ID
(A-Z, 0-9 / ,-)
Sample IDs MUST BE UNIQUE

Valid Matrix Codes

MATRIX	CODE
DRINKING WATER	DW
WATER	WT
WASTE WATER	WW
PRODUCT	P
SOIL/SOLID	SL
OIL	OL
WIPE	WP
AIR	AR
OTHER	OT
TISSUE	TS

ITEM #	SAMPLE ID	MATRIX CODE (see valid codes to left)	SAMPLE TYPE (G=GRAB C=COMP)	COLLECTED COMPOSITE START DATE	COLLECTED COMPOSITE START TIME	COLLECTED COMPOSITE END/GRAB DATE	COLLECTED COMPOSITE END/GRAB TIME	SAMPLE TEMP AT COLLECTION	# OF CONTAINERS	Preservatives: Unpreserved	H_2SO_4	HNO_3	HCl	NaOH	$Na_2S_2O_3$	Methanol	Other	Analysis Test Y/N	8260 client specific list	6010-iron/Mn	Residual Chlorine (Y/N)	Pace Project No./ Lab I.D.
1	MW-19	WT	G			3/24/14	1150		3				X					X				001
2	MW-15	WT	G			3/24/14	1025		3				X					X				002
3	MW-27	WT	G			3/24/14	1850		3				X					X				003
4	MW-2	WT	G			3/23/14	1725		3				X					X				004
5	MW-6	WT	G			3/23/14	1825		3				X					X				005
6	MW-16	WT	G			3/24/14	0915		3				X					X				006
7	MW-18	WT	G			3/24/14	1350		3				X					X				007
8	MW-12	WT	G			3/23/14	1445		3				X					X				008
9	IW-2	WT	G			3/24/14	1332		3				X					X				009
10	MW-10	WT	G			3/23/14	1730		3				X					X				010
11	MW-1	WT	G			3/23/14	1900		3				X					X				011
12	MW-20	WT	G			3/24/14	1555		3				X					X				012

Requested Analysis Filtered (Y/N)

Pace Project No./ Lab I.D.: 60165578

ADDITIONAL COMMENTS	RELINQUISHED BY / AFFILIATION	DATE	TIME	ACCEPTED BY / AFFILIATION	DATE	TIME	SAMPLE CONDITIONS: Temp in °C	Received on Ice (Y/N)	Custody Sealed Cooler (Y/N)	Samples Intact (Y/N)
	Victoria Stiegler / ENVIRON	3/24/14	1800	Brent Cliffe / PASI KS	3/25/14	0135	0.6	Y	Y	Y

SAMPLER NAME AND SIGNATURE

PRINT Name of SAMPLER: Victoria Stiegler

SIGNATURE of SAMPLER: Victoria Stiegler

DATE Signed (MM/DD/YY): 3/24/14

*Important Note: By signing this form you are accepting Pace's NET 30 day payment terms and agreeing to late charges of 1.5% per month for any invoices not paid within 30 days.

Pace Analytical
www.pacelabs.com

CHAIN-OF-CUSTODY / Analytical Request Document

The Chain-of-Custody is a LEGAL DOCUMENT. All relevant fields must be completed accurately.

Page: 2 of 3

Section A Required Client Information:		Section B Required Project Information:		Section C Invoice Information:	
Company:	Environ	Report To:	Wendy Stonestreet	Attention:	
Address:	7500 College Blvd., Ste. 925	Copy To:		Company Name:	
	Overland Park, KS 66210			Address:	
Email To:	wstonestreet@environcorp.com	Purchase Order No.:		Pace Quote Reference:	
Phone: 913-553-5926	Fax:	Project Name:	Fort Smith, AR	Pace Project Manager:	MJ Walls
Requested Due Date/TAT:	STD	Project Number:		Pace Profile #:	7444, line 1

REGULATORY AGENCY

☐ NPDES ☐ GROUND WATER ☐ DRINKING WATER
☐ UST ☐ RCRA ☐ OTHER _____

Site Location STATE: AR

Section D Required Client Information

SAMPLE ID
(A-Z, 0-9 / ,-)
Sample IDs MUST BE UNIQUE

Valid Matrix Codes

MATRIX	CODE
DRINKING WATER	DW
WATER	WT
WASTE WATER	WW
PRODUCT	P
SOIL/SOLID	SL
OIL	OL
WIPE	WP
AIR	AR
OTHER	OT
TISSUE	TS

Requested Analysis Filtered (Y/N)

ITEM #	SAMPLE ID	MATRIX CODE (see valid codes to left)	SAMPLE TYPE (G=GRAB C=COMP)	COLLECTED: COMPOSITE START DATE	COMPOSITE START TIME	COMPOSITE END/GRAB DATE	COMPOSITE END/GRAB TIME	SAMPLE TEMP AT COLLECTION	# OF CONTAINERS	Preservatives: Unpreserved	H_2SO_4	HNO_3	HCl	NaOH	$Na_2S_2O_3$	Methanol	Other	Analysis Test Y/N	8260 client specific list	6010-Iron/Mn	Residual Chlorine (Y/N)	Pace Project No./ Lab I.D.
1	MW-4	WT	G			3/23/14	1145		3				X						X			3D6GH 013
2	MW-17	WT	G			3/24/14	1152		3				X						X			014
3	MW-7	WT	G			3/23/14	1330		3				X						X			015
4	MW-9	WT	G			3/23/14	1614		3				X						X			016
5	MW-14	WT	G			3/24/14	1033		3				X						X			017
6	MW-13	WT	G			3/24/14	915		4			X	X						X	X		IBP3N 25 018
7	MW-3	WT	G			3/23/14	1545		3				X						X			019
8	MW-8	WT	G			3/23/14	1200		3				X						X			020
9	MW-11	WT	G			3/23/14	1320		3				X						X			021
10	MW-5	WT	G			3/23/14	1030		3				X						X			022
11	MW-1	WT	G			3/23/14	1020		3				X						X			023
12	MW-24	WT	G			3/24/14	1650		3				X						X			024

ADDITIONAL COMMENTS	RELINQUISHED BY / AFFILIATION	DATE	TIME	ACCEPTED BY / AFFILIATION	DATE	TIME	SAMPLE CONDITIONS			
	Victoria Stiegler	3/24/14	1800	[signature] /PASI KS	3/25/14	0135	0 <	Y	Y	Y
	ENVIRON									

SAMPLER NAME AND SIGNATURE

PRINT Name of SAMPLER: Victoria Stiegler

SIGNATURE of SAMPLER: Victoria Stiegler

DATE Signed (MM/DD/YY): 3/24/14

Temp in °C	Received on Ice (Y/N)	Custody Sealed Cooler (Y/N)	Samples Intact (Y/N)

*Important Note: By signing this form you are accepting Pace's NET 30 day payment terms and agreeing to late charges of 1.5% per month for any invoices not paid within 30 days.

Pace Analytical
www.pacelabs.com

CHAIN OF CUSTODY / Analytical Request Document

The Chain-of-Custody is a LEGAL DOCUMENT. All relevant fields must be completed accurately.

Section A — Required Client Information:

Company:	Environ
Address:	7500 College Blvd., Ste. 925
	Overland Park, KS 66210
Email To:	wstonestreet@environcorp.com
Phone: 913-553-5926	Fax:
Requested Due Date/TAT:	

Section B — Required Project Information:

Report To:	Wendy Stonestreet
Copy To:	
Purchase Order No.:	
Project Name:	Fort Smith, AR
Project Number:	

Section C — Invoice Information:

Attention:	
Company Name:	
Address:	
Pace Quote Reference:	
Pace Project Manager:	MJ Walls
Pace Profile #:	7444, line 1

REGULATORY AGENCY

☐ NPDES ☐ GROUND WATER ☐ DRINKING WATER
☐ UST ☐ RCRA ☐ OTHER

Site Location STATE: AR

Section D — Required Client Information

SAMPLE ID
(A-Z, 0-9 / ,-)
Sample IDs MUST BE UNIQUE

Valid Matrix Codes

MATRIX	CODE
DRINKING WATER	DW
WATER	WT
WASTE WATER	WW
PRODUCT	P
SOIL/SOLID	SL
OIL	OL
WIPE	WP
AIR	AR
OTHER	OT
TISSUE	TS

ITEM #	SAMPLE ID	MATRIX CODE (see valid codes to left)	SAMPLE TYPE (G=GRAB C=COMP)	COLLECTED COMPOSITE START DATE	COLLECTED COMPOSITE START TIME	COLLECTED COMPOSITE END/GRAB DATE	COLLECTED COMPOSITE END/GRAB TIME	SAMPLE TEMP AT COLLECTION	# OF CONTAINERS	Preservatives: Unpreserved	H_2SO_4	HNO_3	HCl	NaOH	$Na_2S_2O_3$	Methanol	Other	Analysis Test Y/N	8260 client specific list	6010-Iron/Mn	Residual Chlorine (Y/N)	Pace Project No./ Lab I.D.
1	MW-21	WT	G			3/24/14	1709		8			X	X					X	X			60165578
2	Trip Blank	WT	G			3/23/14	1000		2				X					X				3DG9H IBP3N (-3 025
3																						1DG9H 026
4																						
5																						
6																						
7																						
8																						
9																						
10																						
11																						
12																						

ADDITIONAL COMMENTS	RELINQUISHED BY / AFFILIATION	DATE	TIME	ACCEPTED BY / AFFILIATION	DATE	TIME	SAMPLE CONDITIONS			
	Victoria Siegler / ENVIRON	3/24/14	1800	[signature] IPASL KS	3/25/14	0135	0.6	Y	Y	Y

SAMPLER NAME AND SIGNATURE

PRINT Name of SAMPLER: Victoria Siegler

SIGNATURE of SAMPLER: Victoria Siegler — DATE Signed (MM/DD/YY): 3/24/14

Temp in °C | Received on Ice (Y/N) | Custody Sealed Cooler (Y/N) | Samples Intact (Y/N)

*Important Note: By signing this form you are accepting Pace's NET 30 day payment terms and agreeing to late charges of 1.5% per month for any invoices not paid within 30 days.

MaryJane Walls - Privilidged and Confidential ID changes

From: Wendy Stonestreet <WStonestreet@environcorp.com>
To: "MaryJane Walls (MaryJane.Walls@pacelabs.com)" <MaryJane.Walls@pacelabs....
Date: 4/20/2014 10:15 PM
Subject: Privilidged and Confidential ID changes

Mary Jane –

There has been a decision made to change well IDs, this of course alters sample IDs. This affects the following SDGs:

60164895
60165058
60165292
60165578
60165630
60166526
60167279

Please see the list below:

NEW WELL ID	OLD_ID
IW-101	IMW-1
IW-102	IMW-2
IW-103	IMW-3
IW-104	IMW-4
IW-105	IMW-5
IW-106	IMW-6
IW-107	IMW-7
IW-108	IMW-8
IW-109	IMW-9
IW-110	IMW-10
IW-111	IMW-11
IW-112	IMW-12
IW-113	IMW-13
IW-114	IMW-14
IW-115	IMW-15
IW-116	IMW-16
IW-117	IMW-17
IW-118	IMW-18
IW-119	IMW-19
IW-120	IMW-20
IW-121	IMW-21

IW-122	IMW-22
IW-123	IMW-23
IW-124	IMW-24
IW-125	IMW-25
IW-126	IMW-26
IW-127	IMW-27
IW-128	IMW-28
IW-129	IW-3
IW-130	IW-1
IW-131	IW-2

Let me know if you have any questions.

ENVIRON

Wendy Stonestreet | Associate Project Chemist
ENVIRON International Corporation
7500 College Boulevard | Suite 925 | Overland Park, KS | 66210
T: +1 913.553.5926 | M: +1 816.718.1491 | F: +1 913.553.5934
wstonestreet@environcorp.com

This message contains information that may be confidential, privileged or otherwise protected by law from disclosure. It is intended for the exclusive use of the Addressee(s). Unless you are the addressee or authorized agent of the addressee, you may not review, copy, distribute or disclose to anyone the message or any information contained within. If you have received this message in error, please contact the sender by electronic reply to email@environcorp.com and immediately delete all copies of the message.

This email has been scanned by the Symantec Email Security.cloud service.
For more information please visit http://www.symanteccloud.com

Pace Analytical Services, Inc.
9608 Loiret Blvd.
Lenexa, KS 66219
(913)599-5665

May 01, 2014

Wendy Stonestreet
Environ International Corporation
7500 College Blvd Ste 925
Overland Park, KS 66210

RE: Project: FORT SMITH, AR
Pace Project No.: 60165630

Dear Wendy Stonestreet:
Enclosed are the analytical results for sample(s) received by the laboratory on March 26, 2014. The results relate only to the samples included in this report. Results reported herein conform to the most current TNI standards and the laboratory's Quality Assurance Manual, where applicable, unless otherwise noted in the body of the report.

Amended report, REV-1 on 4/14/14, to add Cis-1,2-DCE to sample 1MW-25.

Amended report, REV-1 on 5/1/14, to change sample IDs per the clients request. See the second COC for the email request.

If you have any questions concerning this report, please feel free to contact me.

Sincerely,

Mary Jane Walls
maryjane.walls@pacelabs.com
PM Lab Management

Enclosures

cc: EDD, Environ_AR
Tamara Gleason, ENVIRON International Corporation
Wayne Weber, Environ

REPORT OF LABORATORY ANALYSIS

This report shall not be reproduced, except in full,
without the written consent of Pace Analytical Services, Inc..

Pace Analytical Services, Inc.
9608 Loiret Blvd.
Lenexa, KS 66219
(913)599-5665

CERTIFICATIONS

Project: FORT SMITH, AR
Pace Project No.: 60165630

Kansas Certification IDs
9608 Loiret Boulevard, Lenexa, KS 66219
WY STR Certification #: 2456.01
Arkansas Certification #: 13-012-0
Illinois Certification #: 003097
Iowa Certification #: 118
Kansas/NELAP Certification #: E-10116
Louisiana Certification #: 03055
Nevada Certification #: KS000212008A
Oklahoma Certification #: 9205/9935
Texas Certification #: T104704407-13-4
Utah Certification #: KS000212013-3
Illinois Certification #: 003097

This report shall not be reproduced, except in full,
without the written consent of Pace Analytical Services, Inc..

Pace Analytical Services, Inc.
9608 Loiret Blvd.
Lenexa, KS 66219
(913)599-5665

SAMPLE SUMMARY

Project: FORT SMITH, AR
Pace Project No.: 60165630

Lab ID	Sample ID	Matrix	Date Collected	Date Received
60165630001	**IW-123**	Water	03/24/14 18:00	03/26/14 08:15
60165630002	**IW-122**	Water	03/24/14 18:34	03/26/14 08:15
60165630003	**IW-128**	Water	03/25/14 14:15	03/26/14 08:15
60165630004	**IW-129**	Water	03/25/14 17:40	03/26/14 08:15
60165630005	**IW-125**	Water	03/25/14 12:00	03/26/14 08:15
60165630006	**IW-126**	Water	03/25/14 10:58	03/26/14 08:15
60165630007	**TRIP BLANK**	Water	03/24/14 14:00	03/26/14 08:15

This report shall not be reproduced, except in full,
without the written consent of Pace Analytical Services, Inc..

Pace Analytical Services, Inc.
9608 Loiret Blvd.
Lenexa, KS 66219
(913)599-5665

SAMPLE ANALYTE COUNT

Project: FORT SMITH, AR
Pace Project No.: 60165630

Lab ID	Sample ID	Method	Analysts	Analytes Reported
60165630001	**IW-123**	EPA 6010	NDJ	2
		EPA 5030B/8260	PRG	38
60165630002	**IW-122**	EPA 6010	NDJ	2
		EPA 5030B/8260	PRG	38
60165630003	**IW-128**	EPA 5030B/8260	PRG	38
60165630004	**IW-129**	EPA 5030B/8260	PRG	38
60165630005	**IW-125**	EPA 5030B/8260	PRG	38
60165630006	**IW-126**	EPA 5030B/8260	PRG	38
60165630007	**TRIP BLANK**	EPA 5030B/8260	PRG	38

This report shall not be reproduced, except in full,
without the written consent of Pace Analytical Services, Inc..

Pace Analytical Services, Inc.
9608 Loiret Blvd.
Lenexa, KS 66219
(913)599-5665

PROJECT NARRATIVE

Project: FORT SMITH, AR
Pace Project No.: 60165630

Method: **EPA 6010**
Description: 6010 MET ICP
Client: Environ_AR
Date: May 01, 2014

General Information:
2 samples were analyzed for EPA 6010. All samples were received in acceptable condition with any exceptions noted below.

Hold Time:
The samples were analyzed within the method required hold times with any exceptions noted below.

Sample Preparation:
The samples were prepared in accordance with EPA 3010 with any exceptions noted below.

Initial Calibrations (including MS Tune as applicable):
All criteria were within method requirements with any exceptions noted below.

Continuing Calibration:
All criteria were within method requirements with any exceptions noted below.

Method Blank:
All analytes were below the report limit in the method blank, where applicable, with any exceptions noted below.

Laboratory Control Spike:
All laboratory control spike compounds were within QC limits with any exceptions noted below.

Matrix Spikes:
All percent recoveries and relative percent differences (RPDs) were within acceptance criteria with any exceptions noted below.

Additional Comments:

This report shall not be reproduced, except in full,
without the written consent of Pace Analytical Services, Inc..

Pace Analytical Services, Inc.
9608 Loiret Blvd.
Lenexa, KS 66219
(913)599-5665

PROJECT NARRATIVE

Project: FORT SMITH, AR
Pace Project No.: 60165630

Method: **EPA 5030B/8260**
Description: 8260 MSV
Client: Environ_AR
Date: May 01, 2014

General Information:
7 samples were analyzed for EPA 5030B/8260. All samples were received in acceptable condition with any exceptions noted below.

Hold Time:
The samples were analyzed within the method required hold times with any exceptions noted below.

Initial Calibrations (including MS Tune as applicable):
All criteria were within method requirements with any exceptions noted below.

QC Batch: MSV/60613

SS: This analyte did not meet the secondary source verification criteria for the initial calibration. The reported result should be considered an estimated value.

- LCS (Lab ID: 1356379)
  - Acetone

Continuing Calibration:
All criteria were within method requirements with any exceptions noted below.

Internal Standards:
All internal standards were within QC limits with any exceptions noted below.

Surrogates:
All surrogates were within QC limits with any exceptions noted below.

Method Blank:
All analytes were below the report limit in the method blank, where applicable, with any exceptions noted below.

QC Batch: MSV/60613

B: Analyte was detected in the associated method blank.

- BLANK for HBN 333000 [MSV/6061 (Lab ID: 1356378)
  - Acetone

Laboratory Control Spike:
All laboratory control spike compounds were within QC limits with any exceptions noted below.

Matrix Spikes:
All percent recoveries and relative percent differences (RPDs) were within acceptance criteria with any exceptions noted below.

QC Batch: MSV/60508

A matrix spike/matrix spike duplicate was not performed due to insufficient sample volume.

QC Batch: MSV/60549

A matrix spike/matrix spike duplicate was not performed due to insufficient sample volume.

QC Batch: MSV/60613

A matrix spike/matrix spike duplicate was not performed due to insufficient sample volume.

This report shall not be reproduced, except in full,
without the written consent of Pace Analytical Services, Inc..

Pace Analytical Services, Inc.
9608 Loiret Blvd.
Lenexa, KS 66219
(913)599-5665

PROJECT NARRATIVE

Project: FORT SMITH, AR
Pace Project No.: 60165630

Method: **EPA 5030B/8260**
Description: 8260 MSV
Client: Environ_AR
Date: May 01, 2014

Additional Comments:

This data package has been reviewed for quality and completeness and is approved for release.

This report shall not be reproduced, except in full,
without the written consent of Pace Analytical Services, Inc..

Pace Analytical Services, Inc.
9608 Loiret Blvd.
Lenexa, KS 66219
(913)599-5665

ANALYTICAL RESULTS

Project: FORT SMITH, AR
Pace Project No.: 60165630

Sample: IW-123 **Lab ID: 60165630001** Collected: 03/24/14 18:00 Received: 03/26/14 08:15 Matrix: Water

Parameters	Results	Units	Report Limit	MDL	DF	Prepared	Analyzed	CAS No.	Qual
6010 MET ICP	Analytical Method: EPA 6010 Preparation Method: EPA 3010								
Iron	**272**	ug/L	50.0	24.0	1	03/31/14 11:00	04/02/14 13:07	7439-89-6	
Manganese	**270**	ug/L	5.0	2.5	1	03/31/14 11:00	04/02/14 13:07	7439-96-5	
8260 MSV	Analytical Method: EPA 5030B/8260								
Acetone	**2.2J**	ug/L	10.0	1.9	1		03/31/14 01:23	67-64-1	B
Benzene	ND	ug/L	5.0	0.060	1		03/31/14 01:23	71-43-2	
Bromodichloromethane	**0.22J**	ug/L	5.0	0.19	1		03/31/14 01:23	75-27-4	
Bromoform	ND	ug/L	5.0	0.070	1		03/31/14 01:23	75-25-2	
Bromomethane	ND	ug/L	7.0	0.16	1		03/31/14 01:23	74-83-9	
2-Butanone (MEK)	ND	ug/L	10.0	0.59	1		03/31/14 01:23	78-93-3	
Carbon disulfide	ND	ug/L	10.0	0.12	1		03/31/14 01:23	75-15-0	
Carbon tetrachloride	ND	ug/L	5.0	0.18	1		03/31/14 01:23	56-23-5	
Chlorobenzene	ND	ug/L	5.0	0.21	1		03/31/14 01:23	108-90-7	
Chloroethane	ND	ug/L	10.0	0.15	1		03/31/14 01:23	75-00-3	
Chloroform	**0.78J**	ug/L	5.0	0.14	1		03/31/14 01:23	67-66-3	
Chloromethane	ND	ug/L	10.0	0.080	1		03/31/14 01:23	74-87-3	
Dibromochloromethane	ND	ug/L	5.0	0.21	1		03/31/14 01:23	124-48-1	
1,1-Dichloroethane	ND	ug/L	2.4	0.050	1		03/31/14 01:23	75-34-3	
1,2-Dichloroethane	ND	ug/L	5.0	0.12	1		03/31/14 01:23	107-06-2	
1,1-Dichloroethene	**1.0J**	ug/L	5.0	0.20	1		03/31/14 01:23	75-35-4	
cis-1,2-Dichloroethene	**12.2**	ug/L	5.0	0.080	1		03/31/14 01:23	156-59-2	
trans-1,2-Dichloroethene	**1.1J**	ug/L	5.0	0.20	1		03/31/14 01:23	156-60-5	
1,2-Dichloropropane	ND	ug/L	5.0	0.16	1		03/31/14 01:23	78-87-5	
cis-1,3-Dichloropropene	ND	ug/L	1.0	0.14	1		03/31/14 01:23	10061-01-5	
trans-1,3-Dichloropropene	ND	ug/L	1.0	0.12	1		03/31/14 01:23	10061-02-6	
Ethylbenzene	ND	ug/L	5.0	0.18	1		03/31/14 01:23	100-41-4	
2-Hexanone	ND	ug/L	10.0	1.2	1		03/31/14 01:23	591-78-6	
Methylene chloride	ND	ug/L	5.0	0.15	1		03/31/14 01:23	75-09-2	
4-Methyl-2-pentanone (MIBK)	ND	ug/L	10.0	0.42	1		03/31/14 01:23	108-10-1	
Styrene	ND	ug/L	5.0	0.12	1		03/31/14 01:23	100-42-5	
1,1,2,2-Tetrachloroethane	ND	ug/L	1.0	0.15	1		03/31/14 01:23	79-34-5	
Tetrachloroethene	**0.25J**	ug/L	5.0	0.10	1		03/31/14 01:23	127-18-4	
Toluene	**0.78J**	ug/L	5.0	0.17	1		03/31/14 01:23	108-88-3	
1,1,1-Trichloroethane	ND	ug/L	5.0	0.11	1		03/31/14 01:23	71-55-6	
1,1,2-Trichloroethane	ND	ug/L	5.0	0.20	1		03/31/14 01:23	79-00-5	
Trichloroethene	**532**	ug/L	25.0	0.85	5		04/03/14 12:08	79-01-6	
Vinyl chloride	**0.40J**	ug/L	2.0	0.13	1		03/31/14 01:23	75-01-4	
Xylene (Total)	ND	ug/L	5.0	0.42	1		03/31/14 01:23	1330-20-7	
Surrogates									
4-Bromofluorobenzene (S)	103	%	80-120		1		03/31/14 01:23	460-00-4	
1,2-Dichloroethane-d4 (S)	110	%	80-120		1		03/31/14 01:23	17060-07-0	
Toluene-d8 (S)	98	%	80-120		1		03/31/14 01:23	2037-26-5	
Preservation pH	**1.0**		0.10	0.10	1		03/31/14 01:23		

REPORT OF LABORATORY ANALYSIS

This report shall not be reproduced, except in full,
without the written consent of Pace Analytical Services, Inc..

Pace Analytical Services, Inc.
9608 Loiret Blvd.
Lenexa, KS 66219
(913)599-5665

ANALYTICAL RESULTS

Project: FORT SMITH, AR
Pace Project No.: 60165630

Sample: IW-122 **Lab ID: 60165630002** Collected: 03/24/14 18:34 Received: 03/26/14 08:15 Matrix: Water

Parameters	Results	Units	Report Limit	MDL	DF	Prepared	Analyzed	CAS No.	Qual
6010 MET ICP	Analytical Method: EPA 6010 Preparation Method: EPA 3010								
Iron	**597**	ug/L	50.0	24.0	1	03/31/14 16:30	04/03/14 17:04	7439-89-6	
Manganese	**556**	ug/L	5.0	2.5	1	03/31/14 16:30	04/03/14 17:04	7439-96-5	
8260 MSV	Analytical Method: EPA 5030B/8260								
Acetone	ND	ug/L	10.0	1.9	1		03/31/14 01:38	67-64-1	
Benzene	ND	ug/L	5.0	0.060	1		03/31/14 01:38	71-43-2	
Bromodichloromethane	ND	ug/L	5.0	0.19	1		03/31/14 01:38	75-27-4	
Bromoform	ND	ug/L	5.0	0.070	1		03/31/14 01:38	75-25-2	
Bromomethane	ND	ug/L	7.0	0.16	1		03/31/14 01:38	74-83-9	
2-Butanone (MEK)	ND	ug/L	10.0	0.59	1		03/31/14 01:38	78-93-3	
Carbon disulfide	ND	ug/L	10.0	0.12	1		03/31/14 01:38	75-15-0	
Carbon tetrachloride	ND	ug/L	5.0	0.18	1		03/31/14 01:38	56-23-5	
Chlorobenzene	ND	ug/L	5.0	0.21	1		03/31/14 01:38	108-90-7	
Chloroethane	ND	ug/L	10.0	0.15	1		03/31/14 01:38	75-00-3	
Chloroform	**0.73J**	ug/L	5.0	0.14	1		03/31/14 01:38	67-66-3	
Chloromethane	ND	ug/L	10.0	0.080	1		03/31/14 01:38	74-87-3	
Dibromochloromethane	ND	ug/L	5.0	0.21	1		03/31/14 01:38	124-48-1	
1,1-Dichloroethane	ND	ug/L	2.4	0.050	1		03/31/14 01:38	75-34-3	
1,2-Dichloroethane	ND	ug/L	5.0	0.12	1		03/31/14 01:38	107-06-2	
1,1-Dichloroethene	**0.80J**	ug/L	5.0	0.20	1		03/31/14 01:38	75-35-4	
cis-1,2-Dichloroethene	**11.5**	ug/L	5.0	0.080	1		03/31/14 01:38	156-59-2	
trans-1,2-Dichloroethene	**1.5J**	ug/L	5.0	0.20	1		03/31/14 01:38	156-60-5	
1,2-Dichloropropane	ND	ug/L	5.0	0.16	1		03/31/14 01:38	78-87-5	
cis-1,3-Dichloropropene	ND	ug/L	1.0	0.14	1		03/31/14 01:38	10061-01-5	
trans-1,3-Dichloropropene	ND	ug/L	1.0	0.12	1		03/31/14 01:38	10061-02-6	
Ethylbenzene	ND	ug/L	5.0	0.18	1		03/31/14 01:38	100-41-4	
2-Hexanone	ND	ug/L	10.0	1.2	1		03/31/14 01:38	591-78-6	
Methylene chloride	ND	ug/L	5.0	0.15	1		03/31/14 01:38	75-09-2	
4-Methyl-2-pentanone (MIBK)	ND	ug/L	10.0	0.42	1		03/31/14 01:38	108-10-1	
Styrene	ND	ug/L	5.0	0.12	1		03/31/14 01:38	100-42-5	
1,1,2,2-Tetrachloroethane	ND	ug/L	1.0	0.15	1		03/31/14 01:38	79-34-5	
Tetrachloroethene	ND	ug/L	5.0	0.10	1		03/31/14 01:38	127-18-4	
Toluene	**0.32J**	ug/L	5.0	0.17	1		03/31/14 01:38	108-88-3	
1,1,1-Trichloroethane	ND	ug/L	5.0	0.11	1		03/31/14 01:38	71-55-6	
1,1,2-Trichloroethane	ND	ug/L	5.0	0.20	1		03/31/14 01:38	79-00-5	
Trichloroethene	**473**	ug/L	25.0	0.85	5		04/03/14 12:23	79-01-6	
Vinyl chloride	**0.29J**	ug/L	2.0	0.13	1		03/31/14 01:38	75-01-4	
Xylene (Total)	ND	ug/L	5.0	0.42	1		03/31/14 01:38	1330-20-7	
Surrogates									
4-Bromofluorobenzene (S)	99	%	80-120		1		03/31/14 01:38	460-00-4	
1,2-Dichloroethane-d4 (S)	108	%	80-120		1		03/31/14 01:38	17060-07-0	
Toluene-d8 (S)	98	%	80-120		1		03/31/14 01:38	2037-26-5	
Preservation pH	**1.0**		0.10	0.10	1		03/31/14 01:38		

REPORT OF LABORATORY ANALYSIS

This report shall not be reproduced, except in full,
without the written consent of Pace Analytical Services, Inc..

Pace Analytical Services, Inc.
9608 Loiret Blvd.
Lenexa, KS 66219
(913)599-5665

ANALYTICAL RESULTS

Project: FORT SMITH, AR
Pace Project No.: 60165630

Sample: IW-128 **Lab ID: 60165630003** Collected: 03/25/14 14:15 Received: 03/26/14 08:15 Matrix: Water

Parameters	Results	Units	Report Limit	MDL	DF	Prepared	Analyzed	CAS No.	Qual
8260 MSV	Analytical Method: EPA 5030B/8260								
Acetone	**2.3J**	ug/L	10.0	1.9	1		03/31/14 01:52	67-64-1	B
Benzene	**0.13J**	ug/L	5.0	0.060	1		03/31/14 01:52	71-43-2	
Bromodichloromethane	ND	ug/L	5.0	0.19	1		03/31/14 01:52	75-27-4	
Bromoform	ND	ug/L	5.0	0.070	1		03/31/14 01:52	75-25-2	
Bromomethane	ND	ug/L	7.0	0.16	1		03/31/14 01:52	74-83-9	
2-Butanone (MEK)	ND	ug/L	10.0	0.59	1		03/31/14 01:52	78-93-3	
Carbon disulfide	ND	ug/L	10.0	0.12	1		03/31/14 01:52	75-15-0	
Carbon tetrachloride	ND	ug/L	5.0	0.18	1		03/31/14 01:52	56-23-5	
Chlorobenzene	ND	ug/L	5.0	0.21	1		03/31/14 01:52	108-90-7	
Chloroethane	ND	ug/L	10.0	0.15	1		03/31/14 01:52	75-00-3	
Chloroform	**0.26J**	ug/L	5.0	0.14	1		03/31/14 01:52	67-66-3	
Chloromethane	ND	ug/L	10.0	0.080	1		03/31/14 01:52	74-87-3	
Dibromochloromethane	ND	ug/L	5.0	0.21	1		03/31/14 01:52	124-48-1	
1,1-Dichloroethane	**0.23J**	ug/L	2.4	0.050	1		03/31/14 01:52	75-34-3	
1,2-Dichloroethane	ND	ug/L	5.0	0.12	1		03/31/14 01:52	107-06-2	
1,1-Dichloroethene	**12.4**	ug/L	5.0	0.20	1		03/31/14 01:52	75-35-4	
cis-1,2-Dichloroethene	**178**	ug/L	5.0	0.080	1		03/31/14 01:52	156-59-2	
trans-1,2-Dichloroethene	**6.0**	ug/L	5.0	0.20	1		03/31/14 01:52	156-60-5	
1,2-Dichloropropane	ND	ug/L	5.0	0.16	1		03/31/14 01:52	78-87-5	
cis-1,3-Dichloropropene	ND	ug/L	1.0	0.14	1		03/31/14 01:52	10061-01-5	
trans-1,3-Dichloropropene	ND	ug/L	1.0	0.12	1		03/31/14 01:52	10061-02-6	
Ethylbenzene	ND	ug/L	5.0	0.18	1		03/31/14 01:52	100-41-4	
2-Hexanone	ND	ug/L	10.0	1.2	1		03/31/14 01:52	591-78-6	
Methylene chloride	**0.60J**	ug/L	5.0	0.15	1		03/31/14 01:52	75-09-2	
4-Methyl-2-pentanone (MIBK)	ND	ug/L	10.0	0.42	1		03/31/14 01:52	108-10-1	
Styrene	ND	ug/L	5.0	0.12	1		03/31/14 01:52	100-42-5	
1,1,2,2-Tetrachloroethane	ND	ug/L	1.0	0.15	1		03/31/14 01:52	79-34-5	
Tetrachloroethene	**1.0J**	ug/L	5.0	0.10	1		03/31/14 01:52	127-18-4	
Toluene	ND	ug/L	5.0	0.17	1		03/31/14 01:52	108-88-3	
1,1,1-Trichloroethane	ND	ug/L	5.0	0.11	1		03/31/14 01:52	71-55-6	
1,1,2-Trichloroethane	**0.22J**	ug/L	5.0	0.20	1		03/31/14 01:52	79-00-5	
Trichloroethene	**2980**	ug/L	125	4.2	25		04/02/14 13:28	79-01-6	
Vinyl chloride	**11.7**	ug/L	2.0	0.13	1		03/31/14 01:52	75-01-4	
Xylene (Total)	ND	ug/L	5.0	0.42	1		03/31/14 01:52	1330-20-7	
Surrogates									
4-Bromofluorobenzene (S)	96	%	80-120		1		03/31/14 01:52	460-00-4	
1,2-Dichloroethane-d4 (S)	105	%	80-120		1		03/31/14 01:52	17060-07-0	
Toluene-d8 (S)	98	%	80-120		1		03/31/14 01:52	2037-26-5	
Preservation pH	**1.0**		0.10	0.10	1		03/31/14 01:52		

REPORT OF LABORATORY ANALYSIS

This report shall not be reproduced, except in full,
without the written consent of Pace Analytical Services, Inc..

Pace Analytical Services, Inc.
9608 Loiret Blvd.
Lenexa, KS 66219
(913)599-5665

ANALYTICAL RESULTS

Project: FORT SMITH, AR
Pace Project No.: 60165630

Sample: IW-129 **Lab ID: 60165630004** Collected: 03/25/14 17:40 Received: 03/26/14 08:15 Matrix: Water

Parameters	Results	Units	Report Limit	MDL	DF	Prepared	Analyzed	CAS No.	Qual
8260 MSV	Analytical Method: EPA 5030B/8260								
Acetone	**44.2**	ug/L	10.0	1.9	1		03/31/14 02:06	67-64-1	
Benzene	**0.17J**	ug/L	5.0	0.060	1		03/31/14 02:06	71-43-2	
Bromodichloromethane	**4.7J**	ug/L	5.0	0.19	1		03/31/14 02:06	75-27-4	
Bromoform	**4.0J**	ug/L	5.0	0.070	1		03/31/14 02:06	75-25-2	
Bromomethane	ND	ug/L	7.0	0.16	1		03/31/14 02:06	74-83-9	
2-Butanone (MEK)	**43.4**	ug/L	10.0	0.59	1		03/31/14 02:06	78-93-3	
Carbon disulfide	ND	ug/L	10.0	0.12	1		03/31/14 02:06	75-15-0	
Carbon tetrachloride	ND	ug/L	5.0	0.18	1		03/31/14 02:06	56-23-5	
Chlorobenzene	ND	ug/L	5.0	0.21	1		03/31/14 02:06	108-90-7	
Chloroethane	ND	ug/L	10.0	0.15	1		03/31/14 02:06	75-00-3	
Chloroform	**31.5**	ug/L	5.0	0.14	1		03/31/14 02:06	67-66-3	
Chloromethane	ND	ug/L	10.0	0.080	1		03/31/14 02:06	74-87-3	
Dibromochloromethane	**3.3J**	ug/L	5.0	0.21	1		03/31/14 02:06	124-48-1	
1,1-Dichloroethane	**0.20J**	ug/L	2.4	0.050	1		03/31/14 02:06	75-34-3	
1,2-Dichloroethane	ND	ug/L	5.0	0.12	1		03/31/14 02:06	107-06-2	
1,1-Dichloroethene	ND	ug/L	5.0	0.20	1		03/31/14 02:06	75-35-4	
cis-1,2-Dichloroethene	**192**	ug/L	5.0	0.080	1		03/31/14 02:06	156-59-2	
trans-1,2-Dichloroethene	**29.0**	ug/L	5.0	0.20	1		03/31/14 02:06	156-60-5	
1,2-Dichloropropane	ND	ug/L	5.0	0.16	1		03/31/14 02:06	78-87-5	
cis-1,3-Dichloropropene	ND	ug/L	1.0	0.14	1		03/31/14 02:06	10061-01-5	
trans-1,3-Dichloropropene	ND	ug/L	1.0	0.12	1		03/31/14 02:06	10061-02-6	
Ethylbenzene	ND	ug/L	5.0	0.18	1		03/31/14 02:06	100-41-4	
2-Hexanone	ND	ug/L	10.0	1.2	1		03/31/14 02:06	591-78-6	
Methylene chloride	ND	ug/L	5.0	0.15	1		03/31/14 02:06	75-09-2	
4-Methyl-2-pentanone (MIBK)	ND	ug/L	10.0	0.42	1		03/31/14 02:06	108-10-1	
Styrene	ND	ug/L	5.0	0.12	1		03/31/14 02:06	100-42-5	
1,1,2,2-Tetrachloroethane	ND	ug/L	1.0	0.15	1		03/31/14 02:06	79-34-5	
Tetrachloroethene	**1.0J**	ug/L	5.0	0.10	1		03/31/14 02:06	127-18-4	
Toluene	ND	ug/L	5.0	0.17	1		03/31/14 02:06	108-88-3	
1,1,1-Trichloroethane	ND	ug/L	5.0	0.11	1		03/31/14 02:06	71-55-6	
1,1,2-Trichloroethane	**0.39J**	ug/L	5.0	0.20	1		03/31/14 02:06	79-00-5	
Trichloroethene	**2540**	ug/L	125	4.2	25		04/02/14 13:42	79-01-6	
Vinyl chloride	ND	ug/L	2.0	0.13	1		03/31/14 02:06	75-01-4	
Xylene (Total)	ND	ug/L	5.0	0.42	1		03/31/14 02:06	1330-20-7	
Surrogates									
4-Bromofluorobenzene (S)	101	%	80-120		1		03/31/14 02:06	460-00-4	
1,2-Dichloroethane-d4 (S)	106	%	80-120		1		03/31/14 02:06	17060-07-0	
Toluene-d8 (S)	99	%	80-120		1		03/31/14 02:06	2037-26-5	
Preservation pH	**1.0**		0.10	0.10	1		03/31/14 02:06		

REPORT OF LABORATORY ANALYSIS

This report shall not be reproduced, except in full,
without the written consent of Pace Analytical Services, Inc..

Pace Analytical Services, Inc.
9608 Loiret Blvd.
Lenexa, KS 66219
(913)599-5665

ANALYTICAL RESULTS

Project: FORT SMITH, AR
Pace Project No.: 60165630

Sample: IW-125 **Lab ID: 60165630005** Collected: 03/25/14 12:00 Received: 03/26/14 08:15 Matrix: Water

Parameters	Results	Units	Report Limit	MDL	DF	Prepared	Analyzed	CAS No.	Qual
8260 MSV	Analytical Method: EPA 5030B/8260								
Acetone	ND	ug/L	10.0	1.9	1		03/31/14 02:20	67-64-1	
Benzene	**0.21J**	ug/L	5.0	0.060	1		03/31/14 02:20	71-43-2	
Bromodichloromethane	**0.88J**	ug/L	5.0	0.19	1		03/31/14 02:20	75-27-4	
Bromoform	**0.66J**	ug/L	5.0	0.070	1		03/31/14 02:20	75-25-2	
Bromomethane	ND	ug/L	7.0	0.16	1		03/31/14 02:20	74-83-9	
2-Butanone (MEK)	ND	ug/L	10.0	0.59	1		03/31/14 02:20	78-93-3	
Carbon disulfide	ND	ug/L	10.0	0.12	1		03/31/14 02:20	75-15-0	
Carbon tetrachloride	ND	ug/L	5.0	0.18	1		03/31/14 02:20	56-23-5	
Chlorobenzene	ND	ug/L	5.0	0.21	1		03/31/14 02:20	108-90-7	
Chloroethane	ND	ug/L	10.0	0.15	1		03/31/14 02:20	75-00-3	
Chloroform	**6.1**	ug/L	5.0	0.14	1		03/31/14 02:20	67-66-3	
Chloromethane	ND	ug/L	10.0	0.080	1		03/31/14 02:20	74-87-3	
Dibromochloromethane	**0.71J**	ug/L	5.0	0.21	1		03/31/14 02:20	124-48-1	
1,1-Dichloroethane	**0.21J**	ug/L	2.4	0.050	1		03/31/14 02:20	75-34-3	
1,2-Dichloroethane	ND	ug/L	5.0	0.12	1		03/31/14 02:20	107-06-2	
1,1-Dichloroethene	**4.1J**	ug/L	5.0	0.20	1		03/31/14 02:20	75-35-4	
cis-1,2-Dichloroethene	**207**	ug/L	125	2.0	25		04/02/14 13:56	156-59-2	
trans-1,2-Dichloroethene	**7.6**	ug/L	5.0	0.20	1		03/31/14 02:20	156-60-5	
1,2-Dichloropropane	ND	ug/L	5.0	0.16	1		03/31/14 02:20	78-87-5	
cis-1,3-Dichloropropene	ND	ug/L	1.0	0.14	1		03/31/14 02:20	10061-01-5	
trans-1,3-Dichloropropene	ND	ug/L	1.0	0.12	1		03/31/14 02:20	10061-02-6	
Ethylbenzene	ND	ug/L	5.0	0.18	1		03/31/14 02:20	100-41-4	
2-Hexanone	ND	ug/L	10.0	1.2	1		03/31/14 02:20	591-78-6	
Methylene chloride	ND	ug/L	5.0	0.15	1		03/31/14 02:20	75-09-2	
4-Methyl-2-pentanone (MIBK)	ND	ug/L	10.0	0.42	1		03/31/14 02:20	108-10-1	
Styrene	ND	ug/L	5.0	0.12	1		03/31/14 02:20	100-42-5	
1,1,2,2-Tetrachloroethane	ND	ug/L	1.0	0.15	1		03/31/14 02:20	79-34-5	
Tetrachloroethene	**0.86J**	ug/L	5.0	0.10	1		03/31/14 02:20	127-18-4	
Toluene	**0.19J**	ug/L	5.0	0.17	1		03/31/14 02:20	108-88-3	
1,1,1-Trichloroethane	ND	ug/L	5.0	0.11	1		03/31/14 02:20	71-55-6	
1,1,2-Trichloroethane	**0.31J**	ug/L	5.0	0.20	1		03/31/14 02:20	79-00-5	
Trichloroethene	**2140**	ug/L	125	4.2	25		04/02/14 13:56	79-01-6	
Vinyl chloride	**3.1**	ug/L	2.0	0.13	1		03/31/14 02:20	75-01-4	
Xylene (Total)	ND	ug/L	5.0	0.42	1		03/31/14 02:20	1330-20-7	
Surrogates									
4-Bromofluorobenzene (S)	98	%	80-120		1		03/31/14 02:20	460-00-4	
1,2-Dichloroethane-d4 (S)	108	%	80-120		1		03/31/14 02:20	17060-07-0	
Toluene-d8 (S)	98	%	80-120		1		03/31/14 02:20	2037-26-5	
Preservation pH	**1.0**		0.10	0.10	1		03/31/14 02:20		

REPORT OF LABORATORY ANALYSIS

This report shall not be reproduced, except in full,
without the written consent of Pace Analytical Services, Inc..

Pace Analytical Services, Inc.
9608 Loiret Blvd.
Lenexa, KS 66219
(913)599-5665

ANALYTICAL RESULTS

Project: FORT SMITH, AR
Pace Project No.: 60165630

Sample: IW-126 **Lab ID: 60165630006** Collected: 03/25/14 10:58 Received: 03/26/14 08:15 Matrix: Water

Parameters	Results	Units	Report Limit	MDL	DF	Prepared	Analyzed	CAS No.	Qual
8260 MSV	Analytical Method: EPA 5030B/8260								
Acetone	**3.1J**	ug/L	10.0	1.9	1		03/31/14 02:35	67-64-1	B
Benzene	**0.17J**	ug/L	5.0	0.060	1		03/31/14 02:35	71-43-2	
Bromodichloromethane	ND	ug/L	5.0	0.19	1		03/31/14 02:35	75-27-4	
Bromoform	**0.38J**	ug/L	5.0	0.070	1		03/31/14 02:35	75-25-2	
Bromomethane	ND	ug/L	7.0	0.16	1		03/31/14 02:35	74-83-9	
2-Butanone (MEK)	ND	ug/L	10.0	0.59	1		03/31/14 02:35	78-93-3	
Carbon disulfide	ND	ug/L	10.0	0.12	1		03/31/14 02:35	75-15-0	
Carbon tetrachloride	ND	ug/L	5.0	0.18	1		03/31/14 02:35	56-23-5	
Chlorobenzene	ND	ug/L	5.0	0.21	1		03/31/14 02:35	108-90-7	
Chloroethane	ND	ug/L	10.0	0.15	1		03/31/14 02:35	75-00-3	
Chloroform	**2.5J**	ug/L	5.0	0.14	1		03/31/14 02:35	67-66-3	
Chloromethane	ND	ug/L	10.0	0.080	1		03/31/14 02:35	74-87-3	
Dibromochloromethane	**0.36J**	ug/L	5.0	0.21	1		03/31/14 02:35	124-48-1	
1,1-Dichloroethane	**0.19J**	ug/L	2.4	0.050	1		03/31/14 02:35	75-34-3	
1,2-Dichloroethane	ND	ug/L	5.0	0.12	1		03/31/14 02:35	107-06-2	
1,1-Dichloroethene	**3.1J**	ug/L	5.0	0.20	1		03/31/14 02:35	75-35-4	
cis-1,2-Dichloroethene	**197**	ug/L	5.0	0.080	1		03/31/14 02:35	156-59-2	
trans-1,2-Dichloroethene	**5.1**	ug/L	5.0	0.20	1		03/31/14 02:35	156-60-5	
1,2-Dichloropropane	ND	ug/L	5.0	0.16	1		03/31/14 02:35	78-87-5	
cis-1,3-Dichloropropene	ND	ug/L	1.0	0.14	1		03/31/14 02:35	10061-01-5	
trans-1,3-Dichloropropene	ND	ug/L	1.0	0.12	1		03/31/14 02:35	10061-02-6	
Ethylbenzene	ND	ug/L	5.0	0.18	1		03/31/14 02:35	100-41-4	
2-Hexanone	ND	ug/L	10.0	1.2	1		03/31/14 02:35	591-78-6	
Methylene chloride	ND	ug/L	5.0	0.15	1		03/31/14 02:35	75-09-2	
4-Methyl-2-pentanone (MIBK)	ND	ug/L	10.0	0.42	1		03/31/14 02:35	108-10-1	
Styrene	ND	ug/L	5.0	0.12	1		03/31/14 02:35	100-42-5	
1,1,2,2-Tetrachloroethane	ND	ug/L	1.0	0.15	1		03/31/14 02:35	79-34-5	
Tetrachloroethene	**0.73J**	ug/L	5.0	0.10	1		03/31/14 02:35	127-18-4	
Toluene	**0.24J**	ug/L	5.0	0.17	1		03/31/14 02:35	108-88-3	
1,1,1-Trichloroethane	ND	ug/L	5.0	0.11	1		03/31/14 02:35	71-55-6	
1,1,2-Trichloroethane	ND	ug/L	5.0	0.20	1		03/31/14 02:35	79-00-5	
Trichloroethene	**2020**	ug/L	125	4.2	25		04/02/14 14:11	79-01-6	
Vinyl chloride	**10.4**	ug/L	2.0	0.13	1		03/31/14 02:35	75-01-4	
Xylene (Total)	ND	ug/L	5.0	0.42	1		03/31/14 02:35	1330-20-7	
Surrogates									
4-Bromofluorobenzene (S)	97	%	80-120		1		03/31/14 02:35	460-00-4	
1,2-Dichloroethane-d4 (S)	107	%	80-120		1		03/31/14 02:35	17060-07-0	
Toluene-d8 (S)	100	%	80-120		1		03/31/14 02:35	2037-26-5	
Preservation pH	**1.0**		0.10	0.10	1		03/31/14 02:35		

REPORT OF LABORATORY ANALYSIS

This report shall not be reproduced, except in full,
without the written consent of Pace Analytical Services, Inc..

Pace Analytical Services, Inc.
9608 Loiret Blvd.
Lenexa, KS 66219
(913)599-5665

ANALYTICAL RESULTS

Project: FORT SMITH, AR
Pace Project No.: 60165630

Sample: TRIP BLANK **Lab ID: 60165630007** Collected: 03/24/14 14:00 Received: 03/26/14 08:15 Matrix: Water

Parameters	Results	Units	Report Limit	MDL	DF	Prepared	Analyzed	CAS No.	Qual
8260 MSV	Analytical Method: EPA 5030B/8260								
Acetone	ND	ug/L	10.0	1.9	1		04/02/14 10:50	67-64-1	
Benzene	ND	ug/L	5.0	0.060	1		04/02/14 10:50	71-43-2	
Bromodichloromethane	ND	ug/L	5.0	0.19	1		04/02/14 10:50	75-27-4	
Bromoform	ND	ug/L	5.0	0.070	1		04/02/14 10:50	75-25-2	
Bromomethane	**1.3J**	ug/L	7.0	0.16	1		04/02/14 10:50	74-83-9	
2-Butanone (MEK)	ND	ug/L	10.0	0.59	1		04/02/14 10:50	78-93-3	
Carbon disulfide	ND	ug/L	10.0	0.12	1		04/02/14 10:50	75-15-0	
Carbon tetrachloride	ND	ug/L	5.0	0.18	1		04/02/14 10:50	56-23-5	
Chlorobenzene	ND	ug/L	5.0	0.21	1		04/02/14 10:50	108-90-7	
Chloroethane	ND	ug/L	10.0	0.15	1		04/02/14 10:50	75-00-3	
Chloroform	ND	ug/L	5.0	0.14	1		04/02/14 10:50	67-66-3	
Chloromethane	**0.094J**	ug/L	10.0	0.080	1		04/02/14 10:50	74-87-3	
Dibromochloromethane	ND	ug/L	5.0	0.21	1		04/02/14 10:50	124-48-1	
1,1-Dichloroethane	ND	ug/L	2.4	0.050	1		04/02/14 10:50	75-34-3	
1,2-Dichloroethane	ND	ug/L	5.0	0.12	1		04/02/14 10:50	107-06-2	
1,1-Dichloroethene	ND	ug/L	5.0	0.20	1		04/02/14 10:50	75-35-4	
cis-1,2-Dichloroethene	ND	ug/L	5.0	0.080	1		04/02/14 10:50	156-59-2	
trans-1,2-Dichloroethene	ND	ug/L	5.0	0.20	1		04/02/14 10:50	156-60-5	
1,2-Dichloropropane	ND	ug/L	5.0	0.16	1		04/02/14 10:50	78-87-5	
cis-1,3-Dichloropropene	ND	ug/L	1.0	0.14	1		04/02/14 10:50	10061-01-5	
trans-1,3-Dichloropropene	ND	ug/L	1.0	0.12	1		04/02/14 10:50	10061-02-6	
Ethylbenzene	ND	ug/L	5.0	0.18	1		04/02/14 10:50	100-41-4	
2-Hexanone	ND	ug/L	10.0	1.2	1		04/02/14 10:50	591-78-6	
Methylene chloride	ND	ug/L	5.0	0.15	1		04/02/14 10:50	75-09-2	
4-Methyl-2-pentanone (MIBK)	**1.2J**	ug/L	10.0	0.42	1		04/02/14 10:50	108-10-1	
Styrene	ND	ug/L	5.0	0.12	1		04/02/14 10:50	100-42-5	
1,1,2,2-Tetrachloroethane	ND	ug/L	1.0	0.15	1		04/02/14 10:50	79-34-5	
Tetrachloroethene	ND	ug/L	5.0	0.10	1		04/02/14 10:50	127-18-4	
Toluene	ND	ug/L	5.0	0.17	1		04/02/14 10:50	108-88-3	
1,1,1-Trichloroethane	ND	ug/L	5.0	0.11	1		04/02/14 10:50	71-55-6	
1,1,2-Trichloroethane	ND	ug/L	5.0	0.20	1		04/02/14 10:50	79-00-5	
Trichloroethene	**0.25J**	ug/L	5.0	0.17	1		04/02/14 10:50	79-01-6	
Vinyl chloride	ND	ug/L	2.0	0.13	1		04/02/14 10:50	75-01-4	
Xylene (Total)	ND	ug/L	5.0	0.42	1		04/02/14 10:50	1330-20-7	
Surrogates									
4-Bromofluorobenzene (S)	98	%	80-120		1		04/02/14 10:50	460-00-4	
1,2-Dichloroethane-d4 (S)	107	%	80-120		1		04/02/14 10:50	17060-07-0	
Toluene-d8 (S)	99	%	80-120		1		04/02/14 10:50	2037-26-5	
Preservation pH	**1.0**		0.10	0.10	1		04/02/14 10:50		

REPORT OF LABORATORY ANALYSIS

This report shall not be reproduced, except in full,
without the written consent of Pace Analytical Services, Inc..

Pace Analytical Services, Inc.
9608 Loiret Blvd.
Lenexa, KS 66219
(913)599-5665

QUALITY CONTROL DATA

Project: FORT SMITH, AR
Pace Project No.: 60165630

QC Batch: MPRP/26654
QC Batch Method: EPA 3010
Analysis Method: EPA 6010
Analysis Description: 6010 MET
Associated Lab Samples: 60165630001

METHOD BLANK: 1351997
Matrix: Water
Associated Lab Samples: 60165630001

Parameter	Units	Blank Result	Reporting Limit	Analyzed	Qualifiers
Iron	ug/L	ND	50.0	04/02/14 12:11	
Manganese	ug/L	ND	5.0	04/02/14 12:11	

LABORATORY CONTROL SAMPLE: 1351998

Parameter	Units	Spike Conc.	LCS Result	LCS % Rec	% Rec Limits	Qualifiers
Iron	ug/L	10000	10300	103	80-120	
Manganese	ug/L	1000	1040	104	80-120	

MATRIX SPIKE & MATRIX SPIKE DUPLICATE: 1351999 1352000

Parameter	Units	60165373001 Result	MS Spike Conc.	MSD Spike Conc.	MS Result	MSD Result	MS % Rec	MSD % Rec	% Rec Limits	RPD	Max RPD	Qual
Iron	ug/L	2160	10000	10000	12400	12300	102	101	75-125	1	20	
Manganese	ug/L	81.9	1000	1000	1130	1120	105	104	75-125	1	20	

REPORT OF LABORATORY ANALYSIS

This report shall not be reproduced, except in full,
without the written consent of Pace Analytical Services, Inc..

Pace Analytical Services, Inc.
9608 Loiret Blvd.
Lenexa, KS 66219
(913)599-5665

QUALITY CONTROL DATA

Project: FORT SMITH, AR
Pace Project No.: 60165630

QC Batch: MPRP/26664
QC Batch Method: EPA 3010
Analysis Method: EPA 6010
Analysis Description: 6010 MET
Associated Lab Samples: 60165630002

METHOD BLANK: 1353015 Matrix: Water
Associated Lab Samples: 60165630002

Parameter	Units	Blank Result	Reporting Limit	Analyzed	Qualifiers
Iron	ug/L	ND	50.0	04/03/14 17:02	
Manganese	ug/L	ND	5.0	04/03/14 17:02	

LABORATORY CONTROL SAMPLE: 1353016

Parameter	Units	Spike Conc.	LCS Result	LCS % Rec	% Rec Limits	Qualifiers
Iron	ug/L	10000	9470	95	80-120	
Manganese	ug/L	1000	891	89	80-120	

MATRIX SPIKE & MATRIX SPIKE DUPLICATE: 1353017 1353018

Parameter	Units	60165706004 Result	MS Spike Conc.	MSD Spike Conc.	MS Result	MSD Result	MS % Rec	MSD % Rec	% Rec Limits	RPD	Max RPD	Qual
Iron	ug/L	87.7	10000	10000	9300	9500	92	94	75-125	2	20	
Manganese	ug/L	73.2	1000	1000	961	982	89	91	75-125	2	20	

REPORT OF LABORATORY ANALYSIS

This report shall not be reproduced, except in full,
without the written consent of Pace Analytical Services, Inc..

Pace Analytical Services, Inc.
9608 Loiret Blvd.
Lenexa, KS 66219
(913)599-5665

QUALITY CONTROL DATA

Project: FORT SMITH, AR
Pace Project No.: 60165630

QC Batch: MSV/60508 Analysis Method: EPA 5030B/8260
QC Batch Method: EPA 5030B/8260 Analysis Description: 8260 MSV Water 10 mL Purge
Associated Lab Samples: 60165630003, 60165630004, 60165630005, 60165630006, 60165630007

METHOD BLANK: 1353863 Matrix: Water
Associated Lab Samples: 60165630003, 60165630004, 60165630005, 60165630006, 60165630007

Parameter	Units	Blank Result	Reporting Limit	Analyzed	Qualifiers
1,1,1-Trichloroethane	ug/L	ND	5.0	04/02/14 10:08	
1,1,2,2-Tetrachloroethane	ug/L	ND	1.0	04/02/14 10:08	
1,1,2-Trichloroethane	ug/L	ND	5.0	04/02/14 10:08	
1,1-Dichloroethane	ug/L	ND	2.4	04/02/14 10:08	
1,1-Dichloroethene	ug/L	ND	5.0	04/02/14 10:08	
1,2-Dichloroethane	ug/L	ND	5.0	04/02/14 10:08	
1,2-Dichloropropane	ug/L	ND	5.0	04/02/14 10:08	
2-Butanone (MEK)	ug/L	ND	10.0	04/02/14 10:08	
2-Hexanone	ug/L	ND	10.0	04/02/14 10:08	
4-Methyl-2-pentanone (MIBK)	ug/L	ND	10.0	04/02/14 10:08	
Acetone	ug/L	1.9J	10.0	04/02/14 10:08	
Benzene	ug/L	ND	5.0	04/02/14 10:08	
Bromodichloromethane	ug/L	ND	5.0	04/02/14 10:08	
Bromoform	ug/L	ND	5.0	04/02/14 10:08	
Bromomethane	ug/L	ND	7.0	04/02/14 10:08	
Carbon disulfide	ug/L	ND	10.0	04/02/14 10:08	
Carbon tetrachloride	ug/L	ND	5.0	04/02/14 10:08	
Chlorobenzene	ug/L	ND	5.0	04/02/14 10:08	
Chloroethane	ug/L	ND	10.0	04/02/14 10:08	
Chloroform	ug/L	ND	5.0	04/02/14 10:08	
Chloromethane	ug/L	ND	10.0	04/02/14 10:08	
cis-1,2-Dichloroethene	ug/L	ND	5.0	04/02/14 10:08	
cis-1,3-Dichloropropene	ug/L	ND	1.0	04/02/14 10:08	
Dibromochloromethane	ug/L	ND	5.0	04/02/14 10:08	
Ethylbenzene	ug/L	ND	5.0	04/02/14 10:08	
Methylene chloride	ug/L	ND	5.0	04/02/14 10:08	
Styrene	ug/L	ND	5.0	04/02/14 10:08	
Tetrachloroethene	ug/L	ND	5.0	04/02/14 10:08	
Toluene	ug/L	0.18J	5.0	04/02/14 10:08	
trans-1,2-Dichloroethene	ug/L	ND	5.0	04/02/14 10:08	
trans-1,3-Dichloropropene	ug/L	ND	1.0	04/02/14 10:08	
Trichloroethene	ug/L	0.30J	5.0	04/02/14 10:08	
Vinyl chloride	ug/L	ND	2.0	04/02/14 10:08	
Xylene (Total)	ug/L	ND	5.0	04/02/14 10:08	
1,2-Dichloroethane-d4 (S)	%	105	80-120	04/02/14 10:08	
4-Bromofluorobenzene (S)	%	98	80-120	04/02/14 10:08	
Toluene-d8 (S)	%	96	80-120	04/02/14 10:08	

REPORT OF LABORATORY ANALYSIS

This report shall not be reproduced, except in full,
without the written consent of Pace Analytical Services, Inc..

Pace Analytical Services, Inc.
9608 Loiret Blvd.
Lenexa, KS 66219
(913)599-5665

QUALITY CONTROL DATA

Project: FORT SMITH, AR
Pace Project No.: 60165630

LABORATORY CONTROL SAMPLE: 1353864

Parameter	Units	Spike Conc.	LCS Result	LCS % Rec	% Rec Limits	Qualifiers
1,1,1-Trichloroethane	ug/L	20	20.1	100	80-121	
1,1,2,2-Tetrachloroethane	ug/L	20	17.9	90	73-124	
1,1,2-Trichloroethane	ug/L	20	19.6	98	80-120	
1,1-Dichloroethane	ug/L	20	18.7	94	77-120	
1,1-Dichloroethene	ug/L	20	18.9	94	78-126	
1,2-Dichloroethane	ug/L	20	20.9	104	77-123	
1,2-Dichloropropane	ug/L	20	19.2	96	80-121	
2-Butanone (MEK)	ug/L	100	110	110	52-145	
2-Hexanone	ug/L	100	95.9	96	57-139	
4-Methyl-2-pentanone (MIBK)	ug/L	100	96.2	96	71-131	
Acetone	ug/L	100	110	110	32-155	
Benzene	ug/L	20	18.6	93	80-120	
Bromodichloromethane	ug/L	20	19.4	97	80-120	
Bromoform	ug/L	20	18.7	93	73-124	
Bromomethane	ug/L	20	20.9	104	31-144	
Carbon disulfide	ug/L	20	19.6	98	65-125	
Carbon tetrachloride	ug/L	20	19.6	98	78-128	
Chlorobenzene	ug/L	20	18.8	94	80-120	
Chloroethane	ug/L	20	17.5	88	55-137	
Chloroform	ug/L	20	19.1	95	79-120	
Chloromethane	ug/L	20	14.3	72	22-138	
cis-1,2-Dichloroethene	ug/L	20	19.1	95	80-120	
cis-1,3-Dichloropropene	ug/L	20	17.8	89	80-120	
Dibromochloromethane	ug/L	20	17.9	90	80-120	
Ethylbenzene	ug/L	20	18.7	94	80-121	
Methylene chloride	ug/L	20	17.9	89	73-126	
Styrene	ug/L	20	19.1	96	80-120	
Tetrachloroethene	ug/L	20	18.9	95	80-121	
Toluene	ug/L	20	19.4	97	80-122	
trans-1,2-Dichloroethene	ug/L	20	19.3	96	79-121	
trans-1,3-Dichloropropene	ug/L	20	18.9	95	80-127	
Trichloroethene	ug/L	20	20.1	101	80-120	
Vinyl chloride	ug/L	20	18.5	92	59-120	
Xylene (Total)	ug/L	60	56.3	94	80-121	
1,2-Dichloroethane-d4 (S)	%			111	80-120	
4-Bromofluorobenzene (S)	%			106	80-120	
Toluene-d8 (S)	%			98	80-120	

This report shall not be reproduced, except in full,
without the written consent of Pace Analytical Services, Inc..

Pace Analytical Services, Inc.
9608 Loiret Blvd.
Lenexa, KS 66219
(913)599-5665

QUALITY CONTROL DATA

Project: FORT SMITH, AR
Pace Project No.: 60165630

QC Batch: MSV/60549
QC Batch Method: EPA 5030B/8260
Analysis Method: EPA 5030B/8260
Analysis Description: 8260 MSV Water 10 mL Purge
Associated Lab Samples: 60165630001, 60165630002

METHOD BLANK: 1354640 Matrix: Water
Associated Lab Samples: 60165630001, 60165630002

Parameter	Units	Blank Result	Reporting Limit	Analyzed	Qualifiers
Trichloroethene	ug/L	0.25J	5.0	04/03/14 09:46	
1,2-Dichloroethane-d4 (S)	%	114	80-120	04/03/14 09:46	
4-Bromofluorobenzene (S)	%	104	80-120	04/03/14 09:46	
Toluene-d8 (S)	%	97	80-120	04/03/14 09:46	

LABORATORY CONTROL SAMPLE: 1354641

Parameter	Units	Spike Conc.	LCS Result	LCS % Rec	% Rec Limits	Qualifiers
Trichloroethene	ug/L	20	19.6	98	80-120	
1,2-Dichloroethane-d4 (S)	%			113	80-120	
4-Bromofluorobenzene (S)	%			102	80-120	
Toluene-d8 (S)	%			96	80-120	

This report shall not be reproduced, except in full,
without the written consent of Pace Analytical Services, Inc..

Pace Analytical Services, Inc.
9608 Loiret Blvd.
Lenexa, KS 66219
(913)599-5665

QUALITY CONTROL DATA

Project: FORT SMITH, AR
Pace Project No.: 60165630

QC Batch: MSV/60613 Analysis Method: EPA 5030B/8260
QC Batch Method: EPA 5030B/8260 Analysis Description: 8260 MSV Water 10 mL Purge
Associated Lab Samples: 60165630001, 60165630002, 60165630003, 60165630004, 60165630005, 60165630006

METHOD BLANK: 1356378 Matrix: Water
Associated Lab Samples: 60165630001, 60165630002, 60165630003, 60165630004, 60165630005, 60165630006

Parameter	Units	Blank Result	Reporting Limit	Analyzed	Qualifiers
1,1,1-Trichloroethane	ug/L	ND	5.0	03/30/14 21:50	
1,1,2,2-Tetrachloroethane	ug/L	ND	1.0	03/30/14 21:50	
1,1,2-Trichloroethane	ug/L	ND	5.0	03/30/14 21:50	
1,1-Dichloroethane	ug/L	ND	2.4	03/30/14 21:50	
1,1-Dichloroethene	ug/L	ND	5.0	03/30/14 21:50	
1,2-Dichloroethane	ug/L	ND	5.0	03/30/14 21:50	
1,2-Dichloropropane	ug/L	ND	5.0	03/30/14 21:50	
2-Butanone (MEK)	ug/L	ND	10.0	03/30/14 21:50	
2-Hexanone	ug/L	ND	10.0	03/30/14 21:50	
4-Methyl-2-pentanone (MIBK)	ug/L	ND	10.0	03/30/14 21:50	
Acetone	ug/L	2.6J	10.0	03/30/14 21:50	
Benzene	ug/L	ND	5.0	03/30/14 21:50	
Bromodichloromethane	ug/L	ND	5.0	03/30/14 21:50	
Bromoform	ug/L	ND	5.0	03/30/14 21:50	
Bromomethane	ug/L	ND	7.0	03/30/14 21:50	
Carbon disulfide	ug/L	0.14J	10.0	03/30/14 21:50	
Carbon tetrachloride	ug/L	ND	5.0	03/30/14 21:50	
Chlorobenzene	ug/L	ND	5.0	03/30/14 21:50	
Chloroethane	ug/L	ND	10.0	03/30/14 21:50	
Chloroform	ug/L	ND	5.0	03/30/14 21:50	
Chloromethane	ug/L	ND	10.0	03/30/14 21:50	
cis-1,2-Dichloroethene	ug/L	ND	5.0	03/30/14 21:50	
cis-1,3-Dichloropropene	ug/L	ND	1.0	03/30/14 21:50	
Dibromochloromethane	ug/L	ND	5.0	03/30/14 21:50	
Ethylbenzene	ug/L	ND	5.0	03/30/14 21:50	
Methylene chloride	ug/L	ND	5.0	03/30/14 21:50	
Styrene	ug/L	ND	5.0	03/30/14 21:50	
Tetrachloroethene	ug/L	ND	5.0	03/30/14 21:50	
Toluene	ug/L	ND	5.0	03/30/14 21:50	
trans-1,2-Dichloroethene	ug/L	ND	5.0	03/30/14 21:50	
trans-1,3-Dichloropropene	ug/L	ND	1.0	03/30/14 21:50	
Vinyl chloride	ug/L	ND	2.0	03/30/14 21:50	
Xylene (Total)	ug/L	ND	5.0	03/30/14 21:50	
1,2-Dichloroethane-d4 (S)	%	102	80-120	03/30/14 21:50	
4-Bromofluorobenzene (S)	%	96	80-120	03/30/14 21:50	
Toluene-d8 (S)	%	100	80-120	03/30/14 21:50	

LABORATORY CONTROL SAMPLE: 1356379

Parameter	Units	Spike Conc.	LCS Result	LCS % Rec	% Rec Limits	Qualifiers
1,1,1-Trichloroethane	ug/L	20	21.0	105	80-121	

REPORT OF LABORATORY ANALYSIS

This report shall not be reproduced, except in full,
without the written consent of Pace Analytical Services, Inc..

Pace Analytical Services, Inc.
9608 Loiret Blvd.
Lenexa, KS 66219
(913)599-5665

QUALITY CONTROL DATA

Project: FORT SMITH, AR
Pace Project No.: 60165630

LABORATORY CONTROL SAMPLE: 1356379

Parameter	Units	Spike Conc.	LCS Result	LCS % Rec	% Rec Limits	Qualifiers
1,1,2,2-Tetrachloroethane	ug/L	20	19.1	96	73-124	
1,1,2-Trichloroethane	ug/L	20	21.0	105	80-120	
1,1-Dichloroethane	ug/L	20	19.5	97	77-120	
1,1-Dichloroethene	ug/L	20	18.9	95	78-126	
1,2-Dichloroethane	ug/L	20	22.6	113	77-123	
1,2-Dichloropropane	ug/L	20	20.1	100	80-121	
2-Butanone (MEK)	ug/L	100	100	100	52-145	
2-Hexanone	ug/L	100	102	102	57-139	
4-Methyl-2-pentanone (MIBK)	ug/L	100	107	107	71-131	
Acetone	ug/L	100	95.7	96	32-155	SS
Benzene	ug/L	20	19.3	96	80-120	
Bromodichloromethane	ug/L	20	19.9	100	80-120	
Bromoform	ug/L	20	21.2	106	73-124	
Bromomethane	ug/L	20	14.5	73	31-144	
Carbon disulfide	ug/L	20	19.3	96	65-125	
Carbon tetrachloride	ug/L	20	20.2	101	78-128	
Chlorobenzene	ug/L	20	20.3	101	80-120	
Chloroethane	ug/L	20	17.4	87	55-137	
Chloroform	ug/L	20	21.0	105	79-120	
Chloromethane	ug/L	20	16.0	80	22-138	
cis-1,2-Dichloroethene	ug/L	20	19.6	98	80-120	
cis-1,3-Dichloropropene	ug/L	20	18.7	94	80-120	
Dibromochloromethane	ug/L	20	20.0	100	80-120	
Ethylbenzene	ug/L	20	19.5	98	80-121	
Methylene chloride	ug/L	20	19.6	98	73-126	
Styrene	ug/L	20	20.9	104	80-120	
Tetrachloroethene	ug/L	20	20.6	103	80-121	
Toluene	ug/L	20	20.3	101	80-122	
trans-1,2-Dichloroethene	ug/L	20	20.0	100	79-121	
trans-1,3-Dichloropropene	ug/L	20	19.4	97	80-127	
Vinyl chloride	ug/L	20	17.5	88	59-120	
Xylene (Total)	ug/L	60	59.3	99	80-121	
1,2-Dichloroethane-d4 (S)	%			101	80-120	
4-Bromofluorobenzene (S)	%			99	80-120	
Toluene-d8 (S)	%			102	80-120	

This report shall not be reproduced, except in full,
without the written consent of Pace Analytical Services, Inc..

Pace Analytical Services, Inc.
9608 Loiret Blvd.
Lenexa, KS 66219
(913)599-5665

QUALIFIERS

Project: FORT SMITH, AR
Pace Project No.: 60165630

DEFINITIONS

DF - Dilution Factor, if reported, represents the factor applied to the reported data due to changes in sample preparation, dilution of the sample aliquot, or moisture content.

ND - Not Detected at or above adjusted reporting limit.

J - Estimated concentration above the adjusted method detection limit and below the adjusted reporting limit.

MDL - Adjusted Method Detection Limit.

PRL - Pace Reporting Limit.

RL - Reporting Limit.

S - Surrogate

1,2-Diphenylhydrazine (8270 listed analyte) decomposes to Azobenzene.

Consistent with EPA guidelines, unrounded data are displayed and have been used to calculate % recovery and RPD values.

LCS(D) - Laboratory Control Sample (Duplicate)

MS(D) - Matrix Spike (Duplicate)

DUP - Sample Duplicate

RPD - Relative Percent Difference

NC - Not Calculable.

SG - Silica Gel - Clean-Up

U - Indicates the compound was analyzed for, but not detected.

N-Nitrosodiphenylamine decomposes and cannot be separated from Diphenylamine using Method 8270. The result reported for each analyte is a combined concentration.

Pace Analytical is TNI accredited. Contact your Pace PM for the current list of accredited analytes.

TNI - The NELAC Institute.

BATCH QUALIFIERS

Batch: MSV/60508

[M5] A matrix spike/matrix spike duplicate was not performed for this batch due to insufficient sample volume.

Batch: MSV/60549

[M5] A matrix spike/matrix spike duplicate was not performed for this batch due to insufficient sample volume.

Batch: MSV/60613

[M5] A matrix spike/matrix spike duplicate was not performed for this batch due to insufficient sample volume.

ANALYTE QUALIFIERS

B Analyte was detected in the associated method blank.

SS This analyte did not meet the secondary source verification criteria for the initial calibration. The reported result should be considered an estimated value.

This report shall not be reproduced, except in full,
without the written consent of Pace Analytical Services, Inc..

Pace Analytical Services, Inc.
9608 Loiret Blvd.
Lenexa, KS 66219
(913)599-5665

QUALITY CONTROL DATA CROSS REFERENCE TABLE

Project: FORT SMITH, AR
Pace Project No.: 60165630

Lab ID	Sample ID	QC Batch Method	QC Batch	Analytical Method	Analytical Batch
60165630001	**IW-123**	EPA 3010	MPRP/26654	EPA 6010	ICP/20268
60165630002	**IW-122**	EPA 3010	MPRP/26664	EPA 6010	ICP/20274
60165630001	**IW-123**	EPA 5030B/8260	MSV/60549		
60165630001	**IW-123**	EPA 5030B/8260	MSV/60613		
60165630002	**IW-122**	EPA 5030B/8260	MSV/60549		
60165630002	**IW-122**	EPA 5030B/8260	MSV/60613		
60165630003	**IW-128**	EPA 5030B/8260	MSV/60508		
60165630003	**IW-128**	EPA 5030B/8260	MSV/60613		
60165630004	**IW-129**	EPA 5030B/8260	MSV/60508		
60165630004	**IW-129**	EPA 5030B/8260	MSV/60613		
60165630005	**IW-125**	EPA 5030B/8260	MSV/60508		
60165630005	**IW-125**	EPA 5030B/8260	MSV/60613		
60165630006	**IW-126**	EPA 5030B/8260	MSV/60508		
60165630006	**IW-126**	EPA 5030B/8260	MSV/60613		
60165630007	**TRIP BLANK**	EPA 5030B/8260	MSV/60508		

This report shall not be reproduced, except in full,
without the written consent of Pace Analytical Services, Inc..

Pace Analytical
www.pacelabs.com

Sample Condition Upon Receipt

WO# : 60165630

60165630

Client Name: Environ

Optional
Proj Due Date:
Proj Name:

Courier: Fed Ex ☒ UPS ☐ USPS ☐ Client ☐ Commercial ☐ Pace ☐ Other ☐

Tracking #: 8050 4945 5314 Pace Shipping Label Used? Yes ☐ No ☒

Custody Seal on Cooler/Box Present: Yes ☒ No ☐ Seals intact: Yes ☒ No ☐

Packing Material: Bubble Wrap ☒ Bubble Bags ☐ Foam ☒ None ☐ Other ☐

Thermometer Used: T-239 / T-194 **Type of Ice:** Wet Blue None ☐ Samples received on ice, cooling process has begun.
(circle one)

Cooler Temperature: 2.6

Date and initials of person examining contents: JWS 3/26/14

Temperature should be above freezing to 6°C

Chain of Custody present:	☑Yes ☐No ☐N/A	1.
Chain of Custody filled out:	☑Yes ☐No ☐N/A	2.
Chain of Custody relinquished:	☑Yes ☐No ☐N/A	3.
Sampler name & signature on COC:	☑Yes ☐No ☐N/A	4.
Samples arrived within holding time:	☑Yes ☐No ☐N/A	5.
Short Hold Time analyses (<72hr):	☐Yes ☑No ☐N/A	6.
Rush Turn Around Time requested:	☐Yes ☑No ☐N/A	7.
Sufficient volume:	☑Yes ☐No ☐N/A	8.
Correct containers used:	☑Yes ☐No ☐N/A	
Pace containers used:	☑Yes ☐No ☐N/A	9.
Containers intact:	☑Yes ☐No ☐N/A	10.
Unpreserved 5035A soils frozen w/in 48hrs?	☐Yes ☐No ☑N/A	11.
Filtered volume received for dissolved tests?	☐Yes ☐No ☑N/A	12.
Sample labels match COC:	☑Yes ☐No ☐N/A	
Includes date/time/ID/analyses Matrix: water		13.
All containers needing preservation have been checked.	☑Yes ☐No ☐N/A	
All containers needing preservation are found to be in compliance with EPA recommendation.	☑Yes ☐No ☐N/A	14.
Exceptions: VOA, coliform, TOC, O&G, WI-DRO (water), Phenolics	☑Yes ☐No	Initial when completed JWS / Lot # of added preservative
Trip Blank present:	☒Yes ☐No ☐N/A	
Pace Trip Blank lot # (if purchased): Lovared		15.
Headspace in VOA vials (>6mm):	☐Yes ☑No ☐N/A	16.
Project sampled in USDA Regulated Area:	☐Yes ☐No ☑N/A	17. List State:

Client Notification/ Resolution: Copy COC to Client? Y / N Field Data Required? Y / N

Person Contacted: _____ Date/Time: _____

Comments/ Resolution: _____

Project Manager Review: MW Date: 3/27/14

CHAIN-OF-CUSTODY / Analytical Request Document

The Chain-of-Custody is a LEGAL DOCUMENT. All relevant fields must be completed accurately.

Pace Analytical
www.pacelabs.com

Microseeps

Page: 1 of 1

000506

Section A Required Client Information:

Company:	ENVIRON
Address:	7500 College Blvd Ste 925 Overland Park, KS
Email To:	wstonestreet@environcorp.com
Phone: 913-353-5124	Fax:
Requested Due Date/TAT:	STD

Section B Required Project Information:

Report To:	Wendy Stonestreet
Copy To:	
Purchase Order No.:	
Project Name:	Fort Smith, AR
Project Number:	

Section C Invoice Information:

Attention:	
Company Name:	
Address:	
Pace Quote Reference:	
Pace Project Manager:	MJ WALLS
Pace Profile #:	7444, line 1

REGULATORY AGENCY

☐ NPDES ☐ GROUND WATER ☐ DRINKING WATER
☐ UST ☐ RCRA ☐ OTHER _____

Site Location STATE: AR

Section D Required Client Information

SAMPLE ID (A-Z, 0-9 / ,-) Sample IDs MUST BE UNIQUE

Matrix Codes (MATRIX / CODE): Drinking Water DW; Water WT; Waste Water WW; Product P; Soil/Solid SL; Oil OL; Wipe WP; Air AR; Tissue TS; Other OT

ITEM #	SAMPLE ID	MATRIX CODE (see valid codes to left)	SAMPLE TYPE (G=GRAB C=COMP)	COLLECTED: COMPOSITE START DATE	COMPOSITE START TIME	COMPOSITE END/GRAB DATE	COMPOSITE END/GRAB TIME	SAMPLE TEMP AT COLLECTION	# OF CONTAINERS	Preservatives: Unpreserved	H_2SO_4	HNO_3	HCl	TSP	BAK	Zink Acetate & NaOH	Other	Analysis Test Y/N	Requested Analysis Filtered (Y/N): SL&GW client specific list	Lowlo-Fe/Mn	Residual Chlorine (Y/N)	Pace Project No./ Lab I.D.
1	MW-23	WT	G			3/24/14	1800		4			X	X					X	X			60165630
2	MW-22	WT	G			3/24/14	1834		4			X	X					X	X			
3	MW-28	WT	G		3/25/14	3/24	1415		3				X					X				
4	MW-3	WT	G			3/25/14	1740		3				X					X				
5	MW-25	WT	G			3/25/14	1200		3				X					X				
6	MW-24	WT	G			3/25/14	1058		3				X					X				
7	Trip Blank	WT	G			3/24/14	1400		2				X					X				
8																						
9																						
10																						
11																						
12																						

3(DOH) (SL&GW) 1,2,5
3(DOH)
2(DOH)

ADDITIONAL COMMENTS	RELINQUISHED BY / AFFILIATION	DATE	TIME	ACCEPTED BY / AFFILIATION	DATE	TIME	SAMPLE CONDITIONS: Temp in °C	Received on Ice (Y/N)	Custody Sealed Cooler (Y/N)	Samples Intact (Y/N)
	Victoria Sieglen / ENVIRON	3/25/14	1830		3/26/14	815	2.6	Y	Y	Y

ORIGINAL

SAMPLER NAME AND SIGNATURE

PRINT Name of SAMPLER: Victoria Sieglen

SIGNATURE of SAMPLER: Victoria Sieglen DATE Signed (MM/DD/YY): 3/25/14

*Important Note: By signing this form you are accepting Pace's NET 30 day payment terms and agreeing to late charges of 1.5% per month for any invoices not paid within 30 days.

MaryJane Walls - Privilidged and Confidential ID changes

From: Wendy Stonestreet <WStonestreet@environcorp.com>
To: "MaryJane Walls (MaryJane.Walls@pacelabs.com)" <MaryJane.Walls@pacelabs....
Date: 4/20/2014 10:15 PM
Subject: Privilidged and Confidential ID changes

Mary Jane –

There has been a decision made to change well IDs, this of course alters sample IDs. This affects the following SDGs:

60164895
60165058
60165292
60165578
60165630
60166526
60167279

Please see the list below:

NEW WELL ID	OLD_ID
IW-101	IMW-1
IW-102	IMW-2
IW-103	IMW-3
IW-104	IMW-4
IW-105	IMW-5
IW-106	IMW-6
IW-107	IMW-7
IW-108	IMW-8
IW-109	IMW-9
IW-110	IMW-10
IW-111	IMW-11
IW-112	IMW-12
IW-113	IMW-13
IW-114	IMW-14
IW-115	IMW-15
IW-116	IMW-16
IW-117	IMW-17
IW-118	IMW-18
IW-119	IMW-19
IW-120	IMW-20
IW-121	IMW-21

IW-122	IMW-22
IW-123	IMW-23
IW-124	IMW-24
IW-125	IMW-25
IW-126	IMW-26
IW-127	IMW-27
IW-128	IMW-28
IW-129	IW-3
IW-130	IW-1
IW-131	IW-2

Let me know if you have any questions.



Wendy Stonestreet | Associate Project Chemist
ENVIRON International Corporation
7500 College Boulevard | Suite 925 | Overland Park, KS | 66210
T: +1 913.553.5926 | M: +1 816.718.1491 | F: +1 913.553.5934
wstonestreet@environcorp.com

This message contains information that may be confidential, privileged or otherwise protected by law from disclosure. It is intended for the exclusive use of the Addressee(s). Unless you are the addressee or authorized agent of the addressee, you may not review, copy, distribute or disclose to anyone the message or any information contained within. If you have received this message in error, please contact the sender by electronic reply to email@environcorp.com and immediately delete all copies of the message.

This email has been scanned by the Symantec Email Security.cloud service.
For more information please visit http://www.symanteccloud.com

Pace Analytical Services, Inc.
9608 Loiret Blvd.
Lenexa, KS 66219
(913)599-5665

April 22, 2014

Wendy Stonestreet
Environ International Corporation
7500 College Blvd Ste 925
Overland Park, KS 66210

RE: Project: Fort Smith, AR
Pace Project No.: 60166526

Dear Wendy Stonestreet:
Enclosed are the analytical results for sample(s) received by the laboratory on April 08, 2014. The results relate only to the samples included in this report. Results reported herein conform to the most current TNI standards and the laboratory's Quality Assurance Manual, where applicable, unless otherwise noted in the body of the report.

If you have any questions concerning this report, please feel free to contact me.

Sincerely,



Mary Jane Walls
maryjane.walls@pacelabs.com
PM Lab Management

Enclosures

cc: EDD, Environ_AR
Tamara Gleason, ENVIRON International Corporation

REPORT OF LABORATORY ANALYSIS

This report shall not be reproduced, except in full,
without the written consent of Pace Analytical Services, Inc..

Pace Analytical Services, Inc.
9608 Loiret Blvd.
Lenexa, KS 66219
(913)599-5665

CERTIFICATIONS

Project: Fort Smith, AR
Pace Project No.: 60166526

Kansas Certification IDs
9608 Loiret Boulevard, Lenexa, KS 66219
WY STR Certification #: 2456.01
Arkansas Certification #: 13-012-0
Illinois Certification #: 003097
Iowa Certification #: 118
Kansas/NELAP Certification #: E-10116
Louisiana Certification #: 03055
Nevada Certification #: KS000212008A
Oklahoma Certification #: 9205/9935
Texas Certification #: T104704407-13-4
Utah Certification #: KS000212013-3
Illinois Certification #: 003097

REPORT OF LABORATORY ANALYSIS

This report shall not be reproduced, except in full,
without the written consent of Pace Analytical Services, Inc..

Pace Analytical Services, Inc.
9608 Loiret Blvd.
Lenexa, KS 66219
(913)599-5665

SAMPLE SUMMARY

Project: Fort Smith, AR
Pace Project No.: 60166526

Lab ID	Sample ID	Matrix	Date Collected	Date Received
60166526001	**IW-115-20140407**	Water	04/07/14 17:40	04/08/14 08:15
60166526002	**IW-119-20140407**	Water	04/07/14 17:50	04/08/14 08:15
60166526003	**IW-123-20140407**	Water	04/07/14 18:00	04/08/14 08:15
60166526004	**TRIP BLANK-20140407**	Water	04/07/14 08:00	04/08/14 08:15

REPORT OF LABORATORY ANALYSIS

This report shall not be reproduced, except in full,
without the written consent of Pace Analytical Services, Inc..

Pace Analytical Services, Inc.
9608 Loiret Blvd.
Lenexa, KS 66219
(913)599-5665

SAMPLE ANALYTE COUNT

Project: Fort Smith, AR
Pace Project No.: 60166526

Lab ID	Sample ID	Method	Analysts	Analytes Reported
60166526001	**IW-115-20140407**	EPA 5030B/8260	JTK, JTS	38
60166526002	**IW-119-20140407**	EPA 5030B/8260	JTK, JTS	38
60166526003	**IW-123-20140407**	EPA 5030B/8260	JTK, JTS	38
60166526004	**TRIP BLANK-20140407**	EPA 5030B/8260	PRG	38

This report shall not be reproduced, except in full,
without the written consent of Pace Analytical Services, Inc..

Pace Analytical Services, Inc.
9608 Loiret Blvd.
Lenexa, KS 66219
(913)599-5665

PROJECT NARRATIVE

Project: Fort Smith, AR
Pace Project No.: 60166526

Method: **EPA 5030B/8260**
Description: 8260 MSV
Client: Environ_AR
Date: April 22, 2014

General Information:
4 samples were analyzed for EPA 5030B/8260. All samples were received in acceptable condition with any exceptions noted below.

Hold Time:
The samples were analyzed within the method required hold times with any exceptions noted below.

Initial Calibrations (including MS Tune as applicable):
All criteria were within method requirements with any exceptions noted below.

QC Batch: MSV/60855

SS: This analyte did not meet the secondary source verification criteria for the initial calibration. The reported result should be considered an estimated value.

- LCS (Lab ID: 1361492)
  - Acetone

QC Batch: MSV/60976

SS: This analyte did not meet the secondary source verification criteria for the initial calibration. The reported result should be considered an estimated value.

- LCS (Lab ID: 1364188)
  - 2-Butanone (MEK)
  - 2-Hexanone
  - Acetone

Continuing Calibration:
All criteria were within method requirements with any exceptions noted below.

Internal Standards:
All internal standards were within QC limits with any exceptions noted below.

Surrogates:
All surrogates were within QC limits with any exceptions noted below.

Method Blank:
All analytes were below the report limit in the method blank, where applicable, with any exceptions noted below.

QC Batch: MSV/60976

B: Analyte was detected in the associated method blank.

- BLANK for HBN 335026 [MSV/6097 (Lab ID: 1364187)
  - Carbon disulfide

Laboratory Control Spike:
All laboratory control spike compounds were within QC limits with any exceptions noted below.

QC Batch: MSV/60855

L0: Analyte recovery in the laboratory control sample (LCS) was outside QC limits.

- LCS (Lab ID: 1361492)

This report shall not be reproduced, except in full,
without the written consent of Pace Analytical Services, Inc..

Pace Analytical Services, Inc.
9608 Loiret Blvd.
Lenexa, KS 66219
(913)599-5665

PROJECT NARRATIVE

Project: Fort Smith, AR
Pace Project No.: 60166526

Method: **EPA 5030B/8260**
Description: 8260 MSV
Client: Environ_AR
Date: April 22, 2014

QC Batch: MSV/60855

L0: Analyte recovery in the laboratory control sample (LCS) was outside QC limits.

- 2-Butanone (MEK)
- Acetone

QC Batch: MSV/60976

L0: Analyte recovery in the laboratory control sample (LCS) was outside QC limits.

- LCS (Lab ID: 1364188)
  - 2-Butanone (MEK)
  - Acetone

Matrix Spikes:
All percent recoveries and relative percent differences (RPDs) were within acceptance criteria with any exceptions noted below.

QC Batch: MSV/60770

A matrix spike/matrix spike duplicate was not performed due to insufficient sample volume.

QC Batch: MSV/60855

A matrix spike/matrix spike duplicate was not performed due to insufficient sample volume.

QC Batch: MSV/60976

A matrix spike/matrix spike duplicate was not performed due to insufficient sample volume.

Additional Comments:

This data package has been reviewed for quality and completeness and is approved for release.

This report shall not be reproduced, except in full,
without the written consent of Pace Analytical Services, Inc..

Pace Analytical Services, Inc.
9608 Loiret Blvd.
Lenexa, KS 66219
(913)599-5665

ANALYTICAL RESULTS

Project: Fort Smith, AR
Pace Project No.: 60166526

Sample: IW-115-20140407 **Lab ID: 60166526001** Collected: 04/07/14 17:40 Received: 04/08/14 08:15 Matrix: Water

Parameters	Results	Units	Report Limit	MDL	DF	Prepared	Analyzed	CAS No.	Qual
8260 MSV	Analytical Method: EPA 5030B/8260								
Acetone	**44.8**	ug/L	10.0	1.9	1		04/21/14 12:38	67-64-1	L1
Benzene	**0.11J**	ug/L	5.0	0.060	1		04/21/14 12:38	71-43-2	
Bromodichloromethane	ND	ug/L	5.0	0.19	1		04/21/14 12:38	75-27-4	
Bromoform	**3.8J**	ug/L	5.0	0.070	1		04/21/14 12:38	75-25-2	
Bromomethane	ND	ug/L	7.0	0.16	1		04/21/14 12:38	74-83-9	
2-Butanone (MEK)	**106**	ug/L	10.0	0.59	1		04/21/14 12:38	78-93-3	L1
Carbon disulfide	**0.23J**	ug/L	10.0	0.12	1		04/21/14 12:38	75-15-0	B
Carbon tetrachloride	ND	ug/L	5.0	0.18	1		04/21/14 12:38	56-23-5	
Chlorobenzene	ND	ug/L	5.0	0.21	1		04/21/14 12:38	108-90-7	
Chloroethane	ND	ug/L	10.0	0.15	1		04/21/14 12:38	75-00-3	
Chloroform	**0.39J**	ug/L	5.0	0.14	1		04/21/14 12:38	67-66-3	
Chloromethane	ND	ug/L	10.0	0.080	1		04/21/14 12:38	74-87-3	
Dibromochloromethane	ND	ug/L	5.0	0.21	1		04/21/14 12:38	124-48-1	
1,1-Dichloroethane	ND	ug/L	2.4	0.050	1		04/21/14 12:38	75-34-3	
1,2-Dichloroethane	**0.33J**	ug/L	5.0	0.12	1		04/21/14 12:38	107-06-2	
1,1-Dichloroethene	ND	ug/L	5.0	0.20	1		04/21/14 12:38	75-35-4	
cis-1,2-Dichloroethene	**9.1**	ug/L	5.0	0.080	1		04/21/14 12:38	156-59-2	
trans-1,2-Dichloroethene	**1.6J**	ug/L	5.0	0.20	1		04/21/14 12:38	156-60-5	
1,2-Dichloropropane	ND	ug/L	5.0	0.16	1		04/21/14 12:38	78-87-5	
cis-1,3-Dichloropropene	ND	ug/L	1.0	0.14	1		04/21/14 12:38	10061-01-5	
trans-1,3-Dichloropropene	ND	ug/L	1.0	0.12	1		04/21/14 12:38	10061-02-6	
Ethylbenzene	ND	ug/L	5.0	0.18	1		04/21/14 12:38	100-41-4	
2-Hexanone	ND	ug/L	10.0	1.2	1		04/21/14 12:38	591-78-6	
Methylene chloride	ND	ug/L	5.0	0.15	1		04/21/14 12:38	75-09-2	
4-Methyl-2-pentanone (MIBK)	ND	ug/L	10.0	0.42	1		04/21/14 12:38	108-10-1	
Styrene	ND	ug/L	5.0	0.12	1		04/21/14 12:38	100-42-5	
1,1,2,2-Tetrachloroethane	ND	ug/L	1.0	0.15	1		04/21/14 12:38	79-34-5	
Tetrachloroethene	**0.12J**	ug/L	5.0	0.10	1		04/21/14 12:38	127-18-4	
Toluene	ND	ug/L	5.0	0.17	1		04/21/14 12:38	108-88-3	
1,1,1-Trichloroethane	ND	ug/L	5.0	0.11	1		04/21/14 12:38	71-55-6	
1,1,2-Trichloroethane	ND	ug/L	5.0	0.20	1		04/21/14 12:38	79-00-5	
Trichloroethene	**455**	ug/L	50.0	1.7	10		04/14/14 15:55	79-01-6	
Vinyl chloride	ND	ug/L	2.0	0.13	1		04/21/14 12:38	75-01-4	
Xylene (Total)	ND	ug/L	50.0	4.2	10		04/14/14 15:55	1330-20-7	
Surrogates									
4-Bromofluorobenzene (S)	101	%	80-120		1		04/21/14 12:38	460-00-4	
1,2-Dichloroethane-d4 (S)	104	%	80-120		1		04/21/14 12:38	17060-07-0	
Toluene-d8 (S)	98	%	80-120		1		04/21/14 12:38	2037-26-5	
Preservation pH	**1.0**		0.10	0.10	1		04/21/14 12:38		

REPORT OF LABORATORY ANALYSIS

This report shall not be reproduced, except in full,
without the written consent of Pace Analytical Services, Inc..

Pace Analytical Services, Inc.
9608 Loiret Blvd.
Lenexa, KS 66219
(913)599-5665

ANALYTICAL RESULTS

Project: Fort Smith, AR
Pace Project No.: 60166526

Sample: IW-119-20140407 **Lab ID: 60166526002** Collected: 04/07/14 17:50 Received: 04/08/14 08:15 Matrix: Water

Parameters	Results	Units	Report Limit	MDL	DF	Prepared	Analyzed	CAS No.	Qual
8260 MSV	Analytical Method: EPA 5030B/8260								
Acetone	**5.2J**	ug/L	10.0	1.9	1		04/21/14 12:54	67-64-1	L1
Benzene	**0.10J**	ug/L	5.0	0.060	1		04/21/14 12:54	71-43-2	
Bromodichloromethane	ND	ug/L	5.0	0.19	1		04/21/14 12:54	75-27-4	
Bromoform	**3.3J**	ug/L	5.0	0.070	1		04/21/14 12:54	75-25-2	
Bromomethane	ND	ug/L	7.0	0.16	1		04/21/14 12:54	74-83-9	
2-Butanone (MEK)	ND	ug/L	10.0	0.59	1		04/21/14 12:54	78-93-3	L3
Carbon disulfide	**0.18J**	ug/L	10.0	0.12	1		04/21/14 12:54	75-15-0	B
Carbon tetrachloride	ND	ug/L	5.0	0.18	1		04/21/14 12:54	56-23-5	
Chlorobenzene	ND	ug/L	5.0	0.21	1		04/21/14 12:54	108-90-7	
Chloroethane	ND	ug/L	10.0	0.15	1		04/21/14 12:54	75-00-3	
Chloroform	**0.53J**	ug/L	5.0	0.14	1		04/21/14 12:54	67-66-3	
Chloromethane	ND	ug/L	10.0	0.080	1		04/21/14 12:54	74-87-3	
Dibromochloromethane	ND	ug/L	5.0	0.21	1		04/21/14 12:54	124-48-1	
1,1-Dichloroethane	ND	ug/L	2.4	0.050	1		04/21/14 12:54	75-34-3	
1,2-Dichloroethane	ND	ug/L	5.0	0.12	1		04/21/14 12:54	107-06-2	
1,1-Dichloroethene	ND	ug/L	5.0	0.20	1		04/21/14 12:54	75-35-4	
cis-1,2-Dichloroethene	**10.0**	ug/L	5.0	0.080	1		04/21/14 12:54	156-59-2	
trans-1,2-Dichloroethene	**1.3J**	ug/L	5.0	0.20	1		04/21/14 12:54	156-60-5	
1,2-Dichloropropane	ND	ug/L	5.0	0.16	1		04/21/14 12:54	78-87-5	
cis-1,3-Dichloropropene	ND	ug/L	1.0	0.14	1		04/21/14 12:54	10061-01-5	
trans-1,3-Dichloropropene	ND	ug/L	1.0	0.12	1		04/21/14 12:54	10061-02-6	
Ethylbenzene	ND	ug/L	5.0	0.18	1		04/21/14 12:54	100-41-4	
2-Hexanone	ND	ug/L	10.0	1.2	1		04/21/14 12:54	591-78-6	
Methylene chloride	ND	ug/L	5.0	0.15	1		04/21/14 12:54	75-09-2	
4-Methyl-2-pentanone (MIBK)	ND	ug/L	10.0	0.42	1		04/21/14 12:54	108-10-1	
Styrene	ND	ug/L	5.0	0.12	1		04/21/14 12:54	100-42-5	
1,1,2,2-Tetrachloroethane	ND	ug/L	1.0	0.15	1		04/21/14 12:54	79-34-5	
Tetrachloroethene	**0.14J**	ug/L	5.0	0.10	1		04/21/14 12:54	127-18-4	
Toluene	ND	ug/L	5.0	0.17	1		04/21/14 12:54	108-88-3	
1,1,1-Trichloroethane	ND	ug/L	5.0	0.11	1		04/21/14 12:54	71-55-6	
1,1,2-Trichloroethane	ND	ug/L	5.0	0.20	1		04/21/14 12:54	79-00-5	
Trichloroethene	**478**	ug/L	50.0	1.7	10		04/14/14 16:11	79-01-6	
Vinyl chloride	ND	ug/L	2.0	0.13	1		04/21/14 12:54	75-01-4	
Xylene (Total)	ND	ug/L	50.0	4.2	10		04/14/14 16:11	1330-20-7	
Surrogates									
4-Bromofluorobenzene (S)	100	%	80-120		1		04/21/14 12:54	460-00-4	
1,2-Dichloroethane-d4 (S)	103	%	80-120		1		04/21/14 12:54	17060-07-0	
Toluene-d8 (S)	90	%	80-120		1		04/21/14 12:54	2037-26-5	
Preservation pH	**1.0**		0.10	0.10	1		04/21/14 12:54		

REPORT OF LABORATORY ANALYSIS

This report shall not be reproduced, except in full,
without the written consent of Pace Analytical Services, Inc..

Pace Analytical Services, Inc.
9608 Loiret Blvd.
Lenexa, KS 66219
(913)599-5665

ANALYTICAL RESULTS

Project: Fort Smith, AR
Pace Project No.: 60166526

Sample: IW-123-20140407 **Lab ID: 60166526003** Collected: 04/07/14 18:00 Received: 04/08/14 08:15 Matrix: Water

Parameters	Results	Units	Report Limit	MDL	DF	Prepared	Analyzed	CAS No.	Qual
8260 MSV	Analytical Method: EPA 5030B/8260								
Acetone	**4.1J**	ug/L	10.0	1.9	1		04/21/14 13:10	67-64-1	L1
Benzene	**0.10J**	ug/L	5.0	0.060	1		04/21/14 13:10	71-43-2	
Bromodichloromethane	ND	ug/L	5.0	0.19	1		04/21/14 13:10	75-27-4	
Bromoform	**3.6J**	ug/L	5.0	0.070	1		04/21/14 13:10	75-25-2	
Bromomethane	ND	ug/L	7.0	0.16	1		04/21/14 13:10	74-83-9	
2-Butanone (MEK)	ND	ug/L	10.0	0.59	1		04/21/14 13:10	78-93-3	L3
Carbon disulfide	**0.25J**	ug/L	10.0	0.12	1		04/21/14 13:10	75-15-0	B
Carbon tetrachloride	ND	ug/L	5.0	0.18	1		04/21/14 13:10	56-23-5	
Chlorobenzene	ND	ug/L	5.0	0.21	1		04/21/14 13:10	108-90-7	
Chloroethane	ND	ug/L	10.0	0.15	1		04/21/14 13:10	75-00-3	
Chloroform	**0.35J**	ug/L	5.0	0.14	1		04/21/14 13:10	67-66-3	
Chloromethane	ND	ug/L	10.0	0.080	1		04/21/14 13:10	74-87-3	
Dibromochloromethane	ND	ug/L	5.0	0.21	1		04/21/14 13:10	124-48-1	
1,1-Dichloroethane	ND	ug/L	2.4	0.050	1		04/21/14 13:10	75-34-3	
1,2-Dichloroethane	ND	ug/L	5.0	0.12	1		04/21/14 13:10	107-06-2	
1,1-Dichloroethene	ND	ug/L	5.0	0.20	1		04/21/14 13:10	75-35-4	
cis-1,2-Dichloroethene	**9.9**	ug/L	5.0	0.080	1		04/21/14 13:10	156-59-2	
trans-1,2-Dichloroethene	**1.4J**	ug/L	5.0	0.20	1		04/21/14 13:10	156-60-5	
1,2-Dichloropropane	ND	ug/L	5.0	0.16	1		04/21/14 13:10	78-87-5	
cis-1,3-Dichloropropene	ND	ug/L	1.0	0.14	1		04/21/14 13:10	10061-01-5	
trans-1,3-Dichloropropene	ND	ug/L	1.0	0.12	1		04/21/14 13:10	10061-02-6	
Ethylbenzene	ND	ug/L	5.0	0.18	1		04/21/14 13:10	100-41-4	
2-Hexanone	ND	ug/L	10.0	1.2	1		04/21/14 13:10	591-78-6	
Methylene chloride	ND	ug/L	5.0	0.15	1		04/21/14 13:10	75-09-2	
4-Methyl-2-pentanone (MIBK)	ND	ug/L	10.0	0.42	1		04/21/14 13:10	108-10-1	
Styrene	ND	ug/L	5.0	0.12	1		04/21/14 13:10	100-42-5	
1,1,2,2-Tetrachloroethane	ND	ug/L	1.0	0.15	1		04/21/14 13:10	79-34-5	
Tetrachloroethene	**0.18J**	ug/L	5.0	0.10	1		04/21/14 13:10	127-18-4	
Toluene	ND	ug/L	5.0	0.17	1		04/21/14 13:10	108-88-3	
1,1,1-Trichloroethane	ND	ug/L	5.0	0.11	1		04/21/14 13:10	71-55-6	
1,1,2-Trichloroethane	ND	ug/L	5.0	0.20	1		04/21/14 13:10	79-00-5	
Trichloroethene	**539**	ug/L	50.0	1.7	10		04/14/14 16:27	79-01-6	
Vinyl chloride	ND	ug/L	2.0	0.13	1		04/21/14 13:10	75-01-4	
Xylene (Total)	ND	ug/L	50.0	4.2	10		04/14/14 16:27	1330-20-7	
Surrogates									
4-Bromofluorobenzene (S)	99	%	80-120		1		04/21/14 13:10	460-00-4	
1,2-Dichloroethane-d4 (S)	104	%	80-120		1		04/21/14 13:10	17060-07-0	
Toluene-d8 (S)	102	%	80-120		1		04/21/14 13:10	2037-26-5	
Preservation pH	**1.0**		0.10	0.10	1		04/21/14 13:10		

REPORT OF LABORATORY ANALYSIS

This report shall not be reproduced, except in full,
without the written consent of Pace Analytical Services, Inc..

Pace Analytical Services, Inc.
9608 Loiret Blvd.
Lenexa, KS 66219
(913)599-5665

ANALYTICAL RESULTS

Project: Fort Smith, AR
Pace Project No.: 60166526

Sample: TRIP BLANK-20140407 **Lab ID: 60166526004** Collected: 04/07/14 08:00 Received: 04/08/14 08:15 Matrix: Water

Parameters	Results	Units	Report Limit	MDL	DF	Prepared	Analyzed	CAS No.	Qual
8260 MSV	Analytical Method: EPA 5030B/8260								
Acetone	**5.4J**	ug/L	10.0	1.9	1		04/16/14 14:40	67-64-1	L1
Benzene	ND	ug/L	5.0	0.060	1		04/16/14 14:40	71-43-2	
Bromodichloromethane	ND	ug/L	5.0	0.19	1		04/16/14 14:40	75-27-4	
Bromoform	ND	ug/L	5.0	0.070	1		04/16/14 14:40	75-25-2	
Bromomethane	ND	ug/L	7.0	0.16	1		04/16/14 14:40	74-83-9	
2-Butanone (MEK)	ND	ug/L	10.0	0.59	1		04/16/14 14:40	78-93-3	L1
Carbon disulfide	ND	ug/L	10.0	0.12	1		04/16/14 14:40	75-15-0	
Carbon tetrachloride	ND	ug/L	5.0	0.18	1		04/16/14 14:40	56-23-5	
Chlorobenzene	ND	ug/L	5.0	0.21	1		04/16/14 14:40	108-90-7	
Chloroethane	ND	ug/L	10.0	0.15	1		04/16/14 14:40	75-00-3	
Chloroform	ND	ug/L	5.0	0.14	1		04/16/14 14:40	67-66-3	
Chloromethane	ND	ug/L	10.0	0.080	1		04/16/14 14:40	74-87-3	
Dibromochloromethane	ND	ug/L	5.0	0.21	1		04/16/14 14:40	124-48-1	
1,1-Dichloroethane	ND	ug/L	2.4	0.050	1		04/16/14 14:40	75-34-3	
1,2-Dichloroethane	ND	ug/L	5.0	0.12	1		04/16/14 14:40	107-06-2	
1,1-Dichloroethene	ND	ug/L	5.0	0.20	1		04/16/14 14:40	75-35-4	
cis-1,2-Dichloroethene	ND	ug/L	5.0	0.080	1		04/16/14 14:40	156-59-2	
trans-1,2-Dichloroethene	ND	ug/L	5.0	0.20	1		04/16/14 14:40	156-60-5	
1,2-Dichloropropane	ND	ug/L	5.0	0.16	1		04/16/14 14:40	78-87-5	
cis-1,3-Dichloropropene	ND	ug/L	1.0	0.14	1		04/16/14 14:40	10061-01-5	
trans-1,3-Dichloropropene	ND	ug/L	1.0	0.12	1		04/16/14 14:40	10061-02-6	
Ethylbenzene	ND	ug/L	5.0	0.18	1		04/16/14 14:40	100-41-4	
2-Hexanone	ND	ug/L	10.0	1.2	1		04/16/14 14:40	591-78-6	
Methylene chloride	ND	ug/L	5.0	0.15	1		04/16/14 14:40	75-09-2	
4-Methyl-2-pentanone (MIBK)	ND	ug/L	10.0	0.42	1		04/16/14 14:40	108-10-1	
Styrene	ND	ug/L	5.0	0.12	1		04/16/14 14:40	100-42-5	
1,1,2,2-Tetrachloroethane	ND	ug/L	1.0	0.15	1		04/16/14 14:40	79-34-5	
Tetrachloroethene	ND	ug/L	5.0	0.10	1		04/16/14 14:40	127-18-4	
Toluene	**0.49J**	ug/L	5.0	0.17	1		04/16/14 14:40	108-88-3	
1,1,1-Trichloroethane	ND	ug/L	5.0	0.11	1		04/16/14 14:40	71-55-6	
1,1,2-Trichloroethane	ND	ug/L	5.0	0.20	1		04/16/14 14:40	79-00-5	
Trichloroethene	ND	ug/L	5.0	0.17	1		04/16/14 14:40	79-01-6	
Vinyl chloride	ND	ug/L	2.0	0.13	1		04/16/14 14:40	75-01-4	
Xylene (Total)	ND	ug/L	5.0	0.42	1		04/16/14 14:40	1330-20-7	
Surrogates									
4-Bromofluorobenzene (S)	103	%	80-120		1		04/16/14 14:40	460-00-4	
1,2-Dichloroethane-d4 (S)	101	%	80-120		1		04/16/14 14:40	17060-07-0	
Toluene-d8 (S)	103	%	80-120		1		04/16/14 14:40	2037-26-5	
Preservation pH	**1.0**		0.10	0.10	1		04/16/14 14:40		

REPORT OF LABORATORY ANALYSIS

This report shall not be reproduced, except in full,
without the written consent of Pace Analytical Services, Inc..

Pace Analytical Services, Inc.
9608 Loiret Blvd.
Lenexa, KS 66219
(913)599-5665

QUALITY CONTROL DATA

Project: Fort Smith, AR
Pace Project No.: 60166526

QC Batch: MSV/60770 Analysis Method: EPA 5030B/8260
QC Batch Method: EPA 5030B/8260 Analysis Description: 8260 MSV Water 10 mL Purge
Associated Lab Samples: 60166526001, 60166526002, 60166526003

METHOD BLANK: 1360191 Matrix: Water
Associated Lab Samples: 60166526001, 60166526002, 60166526003

Parameter	Units	Blank Result	Reporting Limit	Analyzed	Qualifiers
Trichloroethene	ug/L	ND	5.0	04/14/14 12:23	
Xylene (Total)	ug/L	ND	5.0	04/14/14 12:23	
1,2-Dichloroethane-d4 (S)	%	96	80-120	04/14/14 12:23	
4-Bromofluorobenzene (S)	%	99	80-120	04/14/14 12:23	
Toluene-d8 (S)	%	98	80-120	04/14/14 12:23	

LABORATORY CONTROL SAMPLE: 1360192

Parameter	Units	Spike Conc.	LCS Result	LCS % Rec	% Rec Limits	Qualifiers
Trichloroethene	ug/L	20	20.5	102	80-120	
Xylene (Total)	ug/L	60	60.9	101	80-121	
1,2-Dichloroethane-d4 (S)	%			94	80-120	
4-Bromofluorobenzene (S)	%			99	80-120	
Toluene-d8 (S)	%			97	80-120	

This report shall not be reproduced, except in full,
without the written consent of Pace Analytical Services, Inc..

Pace Analytical Services, Inc.
9608 Loiret Blvd.
Lenexa, KS 66219
(913)599-5665

QUALITY CONTROL DATA

Project: Fort Smith, AR
Pace Project No.: 60166526

QC Batch: MSV/60855
QC Batch Method: EPA 5030B/8260
Analysis Method: EPA 5030B/8260
Analysis Description: 8260 MSV Water 10 mL Purge
Associated Lab Samples: 60166526004

METHOD BLANK: 1361491
Matrix: Water
Associated Lab Samples: 60166526004

Parameter	Units	Blank Result	Reporting Limit	Analyzed	Qualifiers
1,1,1-Trichloroethane	ug/L	ND	5.0	04/16/14 11:22	
1,1,2,2-Tetrachloroethane	ug/L	ND	1.0	04/16/14 11:22	
1,1,2-Trichloroethane	ug/L	ND	5.0	04/16/14 11:22	
1,1-Dichloroethane	ug/L	ND	2.4	04/16/14 11:22	
1,1-Dichloroethene	ug/L	ND	5.0	04/16/14 11:22	
1,2-Dichloroethane	ug/L	ND	5.0	04/16/14 11:22	
1,2-Dichloropropane	ug/L	ND	5.0	04/16/14 11:22	
2-Butanone (MEK)	ug/L	ND	10.0	04/16/14 11:22	
2-Hexanone	ug/L	ND	10.0	04/16/14 11:22	
4-Methyl-2-pentanone (MIBK)	ug/L	ND	10.0	04/16/14 11:22	
Acetone	ug/L	ND	10.0	04/16/14 11:22	
Benzene	ug/L	ND	5.0	04/16/14 11:22	
Bromodichloromethane	ug/L	ND	5.0	04/16/14 11:22	
Bromoform	ug/L	ND	5.0	04/16/14 11:22	
Bromomethane	ug/L	ND	7.0	04/16/14 11:22	
Carbon disulfide	ug/L	ND	10.0	04/16/14 11:22	
Carbon tetrachloride	ug/L	ND	5.0	04/16/14 11:22	
Chlorobenzene	ug/L	ND	5.0	04/16/14 11:22	
Chloroethane	ug/L	ND	10.0	04/16/14 11:22	
Chloroform	ug/L	ND	5.0	04/16/14 11:22	
Chloromethane	ug/L	ND	10.0	04/16/14 11:22	
cis-1,2-Dichloroethene	ug/L	ND	5.0	04/16/14 11:22	
cis-1,3-Dichloropropene	ug/L	ND	1.0	04/16/14 11:22	
Dibromochloromethane	ug/L	ND	5.0	04/16/14 11:22	
Ethylbenzene	ug/L	ND	5.0	04/16/14 11:22	
Methylene chloride	ug/L	ND	5.0	04/16/14 11:22	
Styrene	ug/L	ND	5.0	04/16/14 11:22	
Tetrachloroethene	ug/L	ND	5.0	04/16/14 11:22	
Toluene	ug/L	0.23J	5.0	04/16/14 11:22	
trans-1,2-Dichloroethene	ug/L	ND	5.0	04/16/14 11:22	
trans-1,3-Dichloropropene	ug/L	ND	1.0	04/16/14 11:22	
Trichloroethene	ug/L	ND	5.0	04/16/14 11:22	
Vinyl chloride	ug/L	ND	2.0	04/16/14 11:22	
Xylene (Total)	ug/L	ND	5.0	04/16/14 11:22	
1,2-Dichloroethane-d4 (S)	%	101	80-120	04/16/14 11:22	
4-Bromofluorobenzene (S)	%	106	80-120	04/16/14 11:22	
Toluene-d8 (S)	%	99	80-120	04/16/14 11:22	

REPORT OF LABORATORY ANALYSIS

This report shall not be reproduced, except in full,
without the written consent of Pace Analytical Services, Inc..

Pace Analytical Services, Inc.
9608 Loiret Blvd.
Lenexa, KS 66219
(913)599-5665

QUALITY CONTROL DATA

Project: Fort Smith, AR
Pace Project No.: 60166526

LABORATORY CONTROL SAMPLE: 1361492

Parameter	Units	Spike Conc.	LCS Result	LCS % Rec	% Rec Limits	Qualifiers
1,1,1-Trichloroethane	ug/L	20	21.7	109	80-121	
1,1,2,2-Tetrachloroethane	ug/L	20	20.4	102	73-124	
1,1,2-Trichloroethane	ug/L	20	19.0	95	80-120	
1,1-Dichloroethane	ug/L	20	21.0	105	77-120	
1,1-Dichloroethene	ug/L	20	19.7	98	78-126	
1,2-Dichloroethane	ug/L	20	21.2	106	77-123	
1,2-Dichloropropane	ug/L	20	21.8	109	80-121	
2-Butanone (MEK)	ug/L	100	156	156	52-145	L0
2-Hexanone	ug/L	100	132	132	57-139	
4-Methyl-2-pentanone (MIBK)	ug/L	100	109	109	71-131	
Acetone	ug/L	100	217	217	32-155	L0,SS
Benzene	ug/L	20	21.1	106	80-120	
Bromodichloromethane	ug/L	20	20.9	104	80-120	
Bromoform	ug/L	20	20.5	102	73-124	
Bromomethane	ug/L	20	23.1	115	31-144	
Carbon disulfide	ug/L	20	21.8	109	65-125	
Carbon tetrachloride	ug/L	20	22.5	113	78-128	
Chlorobenzene	ug/L	20	21.5	108	80-120	
Chloroethane	ug/L	20	22.6	113	55-137	
Chloroform	ug/L	20	20.3	102	79-120	
Chloromethane	ug/L	20	24.0	120	22-138	
cis-1,2-Dichloroethene	ug/L	20	21.6	108	80-120	
cis-1,3-Dichloropropene	ug/L	20	20.1	100	80-120	
Dibromochloromethane	ug/L	20	20.3	102	80-120	
Ethylbenzene	ug/L	20	22.1	111	80-121	
Methylene chloride	ug/L	20	19.6	98	73-126	
Styrene	ug/L	20	20.4	102	80-120	
Tetrachloroethene	ug/L	20	21.2	106	80-121	
Toluene	ug/L	20	21.0	105	80-122	
trans-1,2-Dichloroethene	ug/L	20	20.7	103	79-121	
trans-1,3-Dichloropropene	ug/L	20	21.3	106	80-127	
Trichloroethene	ug/L	20	20.6	103	80-120	
Vinyl chloride	ug/L	20	21.6	108	59-120	
Xylene (Total)	ug/L	60	64.5	107	80-121	
1,2-Dichloroethane-d4 (S)	%			103	80-120	
4-Bromofluorobenzene (S)	%			101	80-120	
Toluene-d8 (S)	%			100	80-120	

REPORT OF LABORATORY ANALYSIS

This report shall not be reproduced, except in full,
without the written consent of Pace Analytical Services, Inc..

Pace Analytical Services, Inc.
9608 Loiret Blvd.
Lenexa, KS 66219
(913)599-5665

QUALITY CONTROL DATA

Project: Fort Smith, AR
Pace Project No.: 60166526

QC Batch: MSV/60976 Analysis Method: EPA 5030B/8260
QC Batch Method: EPA 5030B/8260 Analysis Description: 8260 MSV Water 10 mL Purge
Associated Lab Samples: 60166526001, 60166526002, 60166526003

METHOD BLANK: 1364187 Matrix: Water
Associated Lab Samples: 60166526001, 60166526002, 60166526003

Parameter	Units	Blank Result	Reporting Limit	Analyzed	Qualifiers
1,1,1-Trichloroethane	ug/L	ND	5.0	04/21/14 12:23	
1,1,2,2-Tetrachloroethane	ug/L	ND	1.0	04/21/14 12:23	
1,1,2-Trichloroethane	ug/L	0.34J	5.0	04/21/14 12:23	
1,1-Dichloroethane	ug/L	ND	2.4	04/21/14 12:23	
1,1-Dichloroethene	ug/L	ND	5.0	04/21/14 12:23	
1,2-Dichloroethane	ug/L	ND	5.0	04/21/14 12:23	
1,2-Dichloropropane	ug/L	ND	5.0	04/21/14 12:23	
2-Butanone (MEK)	ug/L	ND	10.0	04/21/14 12:23	
2-Hexanone	ug/L	ND	10.0	04/21/14 12:23	
4-Methyl-2-pentanone (MIBK)	ug/L	ND	10.0	04/21/14 12:23	
Acetone	ug/L	ND	10.0	04/21/14 12:23	
Benzene	ug/L	ND	5.0	04/21/14 12:23	
Bromodichloromethane	ug/L	ND	5.0	04/21/14 12:23	
Bromoform	ug/L	ND	5.0	04/21/14 12:23	
Bromomethane	ug/L	ND	7.0	04/21/14 12:23	
Carbon disulfide	ug/L	0.20J	10.0	04/21/14 12:23	
Carbon tetrachloride	ug/L	ND	5.0	04/21/14 12:23	
Chlorobenzene	ug/L	ND	5.0	04/21/14 12:23	
Chloroethane	ug/L	ND	10.0	04/21/14 12:23	
Chloroform	ug/L	ND	5.0	04/21/14 12:23	
Chloromethane	ug/L	ND	10.0	04/21/14 12:23	
cis-1,2-Dichloroethene	ug/L	ND	5.0	04/21/14 12:23	
cis-1,3-Dichloropropene	ug/L	ND	1.0	04/21/14 12:23	
Dibromochloromethane	ug/L	ND	5.0	04/21/14 12:23	
Ethylbenzene	ug/L	ND	5.0	04/21/14 12:23	
Methylene chloride	ug/L	ND	5.0	04/21/14 12:23	
Styrene	ug/L	ND	5.0	04/21/14 12:23	
Tetrachloroethene	ug/L	ND	5.0	04/21/14 12:23	
Toluene	ug/L	0.19J	5.0	04/21/14 12:23	
trans-1,2-Dichloroethene	ug/L	ND	5.0	04/21/14 12:23	
trans-1,3-Dichloropropene	ug/L	ND	1.0	04/21/14 12:23	
Vinyl chloride	ug/L	ND	2.0	04/21/14 12:23	
1,2-Dichloroethane-d4 (S)	%	105	80-120	04/21/14 12:23	
4-Bromofluorobenzene (S)	%	100	80-120	04/21/14 12:23	
Toluene-d8 (S)	%	94	80-120	04/21/14 12:23	

LABORATORY CONTROL SAMPLE: 1364188

Parameter	Units	Spike Conc.	LCS Result	LCS % Rec	% Rec Limits	Qualifiers
1,1,1-Trichloroethane	ug/L	20	20.1	100	80-121	
1,1,2,2-Tetrachloroethane	ug/L	20	19.9	100	73-124	

REPORT OF LABORATORY ANALYSIS

This report shall not be reproduced, except in full,
without the written consent of Pace Analytical Services, Inc..

Pace Analytical Services, Inc.
9608 Loiret Blvd.
Lenexa, KS 66219
(913)599-5665

QUALITY CONTROL DATA

Project: Fort Smith, AR
Pace Project No.: 60166526

LABORATORY CONTROL SAMPLE: 1364188

Parameter	Units	Spike Conc.	LCS Result	LCS % Rec	% Rec Limits	Qualifiers
1,1,2-Trichloroethane	ug/L	20	18.1	91	80-120	
1,1-Dichloroethane	ug/L	20	19.1	96	77-120	
1,1-Dichloroethene	ug/L	20	18.5	92	78-126	
1,2-Dichloroethane	ug/L	20	20.2	101	77-123	
1,2-Dichloropropane	ug/L	20	20.3	102	80-121	
2-Butanone (MEK)	ug/L	100	161	161	52-145	L0,SS
2-Hexanone	ug/L	100	137	137	57-139	SS
4-Methyl-2-pentanone (MIBK)	ug/L	100	113	113	71-131	
Acetone	ug/L	100	200	200	32-155	L0,SS
Benzene	ug/L	20	19.2	96	80-120	
Bromodichloromethane	ug/L	20	20.7	104	80-120	
Bromoform	ug/L	20	18.8	94	73-124	
Bromomethane	ug/L	20	15.7	79	31-144	
Carbon disulfide	ug/L	20	18.4	92	65-125	
Carbon tetrachloride	ug/L	20	20.9	105	78-128	
Chlorobenzene	ug/L	20	19.8	99	80-120	
Chloroethane	ug/L	20	16.2	81	55-137	
Chloroform	ug/L	20	19.4	97	79-120	
Chloromethane	ug/L	20	14.2	71	22-138	
cis-1,2-Dichloroethene	ug/L	20	20.2	101	80-120	
cis-1,3-Dichloropropene	ug/L	20	19.9	99	80-120	
Dibromochloromethane	ug/L	20	21.1	106	80-120	
Ethylbenzene	ug/L	20	18.6	93	80-121	
Methylene chloride	ug/L	20	18.1	90	73-126	
Styrene	ug/L	20	19.3	97	80-120	
Tetrachloroethene	ug/L	20	19.3	97	80-121	
Toluene	ug/L	20	18.8	94	80-122	
trans-1,2-Dichloroethene	ug/L	20	18.3	91	79-121	
trans-1,3-Dichloropropene	ug/L	20	20.8	104	80-127	
Vinyl chloride	ug/L	20	15.6	78	59-120	
1,2-Dichloroethane-d4 (S)	%			105	80-120	
4-Bromofluorobenzene (S)	%			99	80-120	
Toluene-d8 (S)	%			100	80-120	

This report shall not be reproduced, except in full,
without the written consent of Pace Analytical Services, Inc..

Pace Analytical Services, Inc.
9608 Loiret Blvd.
Lenexa, KS 66219
(913)599-5665

QUALIFIERS

Project: Fort Smith, AR
Pace Project No.: 60166526

DEFINITIONS

DF - Dilution Factor, if reported, represents the factor applied to the reported data due to changes in sample preparation, dilution of the sample aliquot, or moisture content.

ND - Not Detected at or above adjusted reporting limit.

J - Estimated concentration above the adjusted method detection limit and below the adjusted reporting limit.

MDL - Adjusted Method Detection Limit.

PRL - Pace Reporting Limit.

RL - Reporting Limit.

S - Surrogate

1,2-Diphenylhydrazine (8270 listed analyte) decomposes to Azobenzene.

Consistent with EPA guidelines, unrounded data are displayed and have been used to calculate % recovery and RPD values.

LCS(D) - Laboratory Control Sample (Duplicate)

MS(D) - Matrix Spike (Duplicate)

DUP - Sample Duplicate

RPD - Relative Percent Difference

NC - Not Calculable.

SG - Silica Gel - Clean-Up

U - Indicates the compound was analyzed for, but not detected.

N-Nitrosodiphenylamine decomposes and cannot be separated from Diphenylamine using Method 8270. The result reported for each analyte is a combined concentration.

Pace Analytical is TNI accredited. Contact your Pace PM for the current list of accredited analytes.

TNI - The NELAC Institute.

BATCH QUALIFIERS

Batch: MSV/60770

[M5] A matrix spike/matrix spike duplicate was not performed for this batch due to insufficient sample volume.

Batch: MSV/60855

[M5] A matrix spike/matrix spike duplicate was not performed for this batch due to insufficient sample volume.

Batch: MSV/60976

[M5] A matrix spike/matrix spike duplicate was not performed for this batch due to insufficient sample volume.

ANALYTE QUALIFIERS

B	Analyte was detected in the associated method blank.
L0	Analyte recovery in the laboratory control sample (LCS) was outside QC limits.
L1	Analyte recovery in the laboratory control sample (LCS) was above QC limits. Results for this analyte in associated samples may be biased high.
L3	Analyte recovery in the laboratory control sample (LCS) exceeded QC limits. Analyte presence below reporting limits in associated samples. Results unaffected by high bias.
SS	This analyte did not meet the secondary source verification criteria for the initial calibration. The reported result should be considered an estimated value.

This report shall not be reproduced, except in full,
without the written consent of Pace Analytical Services, Inc..

Pace Analytical Services, Inc.
9608 Loiret Blvd.
Lenexa, KS 66219
(913)599-5665

QUALITY CONTROL DATA CROSS REFERENCE TABLE

Project: Fort Smith, AR
Pace Project No.: 60166526

Lab ID	Sample ID	QC Batch Method	QC Batch	Analytical Method	Analytical Batch
60166526001	**IW-115-20140407**	EPA 5030B/8260	MSV/60770		
60166526001	**IW-115-20140407**	EPA 5030B/8260	MSV/60976		
60166526002	**IW-119-20140407**	EPA 5030B/8260	MSV/60770		
60166526002	**IW-119-20140407**	EPA 5030B/8260	MSV/60976		
60166526003	**IW-123-20140407**	EPA 5030B/8260	MSV/60770		
60166526003	**IW-123-20140407**	EPA 5030B/8260	MSV/60976		
60166526004	**TRIP BLANK-20140407**	EPA 5030B/8260	MSV/60855		

This report shall not be reproduced, except in full,
without the written consent of Pace Analytical Services, Inc..

Pace Analytical
www.pacelabs.com

Sample Condition Upon Receipt

WO# : 60166526

60166526

Client Name: Environ

Optional
Proj Due Date:
Proj Name:

Courier: Fed Ex ☒ UPS ☐ USPS ☐ Client ☐ Commercial ☐ Pace ☐ Other ☐

Tracking #: 8050 0719 6225 Pace Shipping Label Used? Yes ☐ No ☒

Custody Seal on Cooler/Box Present: Yes ☒ No ☐ Seals intact: Yes ☒ No ☐

Packing Material: Bubble Wrap ☐ Bubble Bags ☐ Foam ☐ None ☐ Other ☒ ZPIC

Thermometer Used: T-239 / T-194 **Type of Ice:** (Wet) Blue None ☐ Samples received on ice, cooling process has begun.
(circle one)

Cooler Temperature: 1.4

Temperature should be above freezing to 6°C

Date and initials of person examining contents: 4/9/14

Chain of Custody present:	☒Yes ☐No ☐N/A	1.	
Chain of Custody filled out:	☒Yes ☐No ☐N/A	2.	
Chain of Custody relinquished:	☒Yes ☐No ☐N/A	3.	
Sampler name & signature on COC:	☒Yes ☐No ☐N/A	4.	
Samples arrived within holding time:	☒Yes ☐No ☐N/A	5.	
Short Hold Time analyses (<72hr):	☐Yes ☒No ☐N/A	6.	
Rush Turn Around Time requested:	☐Yes ☒No ☐N/A	7.	
Sufficient volume:	☒Yes ☐No ☐N/A	8.	
Correct containers used:	☒Yes ☐No ☐N/A		
Pace containers used:	☒Yes ☐No ☐N/A	9.	
Containers intact:	☒Yes ☐No ☐N/A	10.	
Unpreserved 5035A soils frozen w/in 48hrs?	☐Yes ☐No ☒N/A	11.	
Filtered volume received for dissolved tests?	☐Yes ☐No ☒N/A	12.	
Sample labels match COC:	☒Yes ☐No ☐N/A		
Includes date/time/ID/analyses Matrix: WT		13.	
All containers needing preservation have been checked.	☐Yes ☐No ☒N/A		
All containers needing preservation are found to be in compliance with EPA recommendation.	☐Yes ☐No ☒N/A	14.	
Exceptions: VOA, coliform, TOC, O&G, WI-DRO (water), Phenolics	☒Yes ☐No	Initial when completed	Lot # of added preservative
Trip Blank present:	☒Yes ☐No ☐N/A		
Pace Trip Blank lot # (if purchased): Cover		15.	
Headspace in VOA vials (>6mm):	☐Yes ☐No ☐N/A	16.	
Project sampled in USDA Regulated Area:	☐Yes ☐No ☒N/A	17. List State:	

Client Notification/ Resolution: Copy COC to Client? Y / N Field Data Required? Y / N

Person Contacted: _____ Date/Time: _____

Comments/ Resolution: _____

Project Manager Review: MW Date: 4/8/14

Pace Analytical
www.pacelabs.com

CHAIN-OF-CUSTODY* Analytical Request* Document

The Chain-of-Custody is a LEGAL DOCUMENT. All relevant fields must be completed accurately.

Page: 1 of 1

Section A Required Client Information:		Section B Required Project Information:		Section C Invoice Information:	
Company:	Environ	Report To:	Wendy Stonestreet	Attention:	
Address:	7500 College Blvd., Ste. 925	Copy To:		Company Name:	
	Overland Park, KS 66210			Address:	
Email To:	wstonestreet@environcorp.com	Purchase Order No.:		Pace Quote Reference:	
Phone: 913-553-5926	Fax:	Project Name:	Fort Smith, AR	Pace Project Manager:	MJ Walls
Requested Due Date/TAT:	Standard	Project Number:		Pace Profile #:	7444, line 1

REGULATORY AGENCY

☐ NPDES ☐ GROUND WATER ☐ DRINKING WATER
☐ UST ☐ RCRA ☐ OTHER

Site Location STATE: AR

Section D Required Client Information

Valid Matrix Codes

MATRIX	CODE
DRINKING WATER	DW
WATER	WT
WASTE WATER	WW
PRODUCT	P
SOIL/SOLID	SL
OIL	OL
WIPE	WP
AIR	AR
OTHER	OT
TISSUE	TS

SAMPLE ID (A-Z, 0-9 / ,-) Sample IDs MUST BE UNIQUE

Requested Analysis Filtered (Y/N)

ITEM #	SAMPLE ID	MATRIX CODE (see valid codes to left)	SAMPLE TYPE (G=GRAB C=COMP)	COLLECTED COMPOSITE START DATE	COLLECTED COMPOSITE START TIME	COLLECTED COMPOSITE END/GRAB DATE	COLLECTED COMPOSITE END/GRAB TIME	SAMPLE TEMP AT COLLECTION	# OF CONTAINERS	Unpreserved	H_2SO_4	HNO_3	HCl	NaOH	$Na_2S_2O_3$	Methanol	Other	Analysis Test (Y/N)	8260 client specific list	Residual Chlorine (Y/N)	Pace Project No./ Lab I.D.
1	IMW-15-20140407	WW	G			4/7/14	1740		3				X						X		3D69H 001
2	IMW-19-20140407	↓	↓			↓	1750		↓				↓						X		↓ 002
3	IMW-23-20140407	↓	↓			↓	1800		↓				↓						X		↓ 003
4	Trip Blank-20140407	↓																	X		2D69H 004
5																					
6																					
7																					
8																					
9																					
10																					
11																					
12																					

60166526

ADDITIONAL COMMENTS	RELINQUISHED BY / AFFILIATION	DATE	TIME	ACCEPTED BY / AFFILIATION	DATE	TIME	SAMPLE CONDITIONS: Temp in °C	Received on Ice (Y/N)	Custody Sealed Cooler (Y/N)	Samples Intact (Y/N)
	[signature]	4/7/14	1855	[signature] PASI	4/8/14	0815	4/8/14 ~~0~~ 1.4	Y	Y	Y

SAMPLER NAME AND SIGNATURE

PRINT Name of SAMPLER: Nick Zurweller

SIGNATURE of SAMPLER: [signature] DATE Signed (MM/DD/YY): 04/07/14

*Important Note: By signing this form you are accepting Pace's NET 30 day payment terms and agreeing to late charges of 1.5% per month for any invoices not paid within 30 days.

F-ALL-Q-020rev.07, 15-Feb-2007

Pace Analytical Services, Inc.
9608 Loiret Blvd.
Lenexa, KS 66219
(913)599-5665

April 28, 2014

Wendy Stonestreet
Environ International Corporation
7500 College Blvd Ste 925
Overland Park, KS 66210

RE: Project: FORT SMITH, AR
Pace Project No.: 60167279

Dear Wendy Stonestreet:
Enclosed are the analytical results for sample(s) received by the laboratory between April 17, 2014 and April 18, 2014. The results relate only to the samples included in this report. Results reported herein conform to the most current TNI standards and the laboratory's Quality Assurance Manual, where applicable, unless otherwise noted in the body of the report.

If you have any questions concerning this report, please feel free to contact me.

Sincerely,



Mary Jane Walls
maryjane.walls@pacelabs.com
PM Lab Management

Enclosures

cc: EDD, Environ_AR
Tamara Gleason, ENVIRON International Corporation

REPORT OF LABORATORY ANALYSIS

This report shall not be reproduced, except in full,
without the written consent of Pace Analytical Services, Inc..

Pace Analytical Services, Inc.
9608 Loiret Blvd.
Lenexa, KS 66219
(913)599-5665

CERTIFICATIONS

Project: FORT SMITH, AR
Pace Project No.: 60167279

Kansas Certification IDs
9608 Loiret Boulevard, Lenexa, KS 66219
WY STR Certification #: 2456.01
Arkansas Certification #: 13-012-0
Illinois Certification #: 003097
Iowa Certification #: 118
Kansas/NELAP Certification #: E-10116
Louisiana Certification #: 03055
Nevada Certification #: KS000212008A
Oklahoma Certification #: 9205/9935
Texas Certification #: T104704407-13-4
Utah Certification #: KS000212013-3
Illinois Certification #: 003097

REPORT OF LABORATORY ANALYSIS

This report shall not be reproduced, except in full,
without the written consent of Pace Analytical Services, Inc..

Pace Analytical Services, Inc.
9608 Loiret Blvd.
Lenexa, KS 66219
(913)599-5665

SAMPLE SUMMARY

Project: FORT SMITH, AR
Pace Project No.: 60167279

Lab ID	Sample ID	Matrix	Date Collected	Date Received
60167279001	**IW-113**	Water	04/14/14 15:45	04/17/14 08:30
60167279002	**IW-114**	Water	04/14/14 17:05	04/17/14 08:30
60167279003	**IW-115**	Water	04/14/14 17:52	04/17/14 08:30
60167279004	**IW-116**	Water	04/15/14 08:50	04/17/14 08:30
60167279005	**IW-117**	Water	04/15/14 10:00	04/17/14 08:30
60167279006	**IW-118**	Water	04/15/14 11:15	04/17/14 08:30
60167279007	**IW-119**	Water	04/15/14 13:37	04/17/14 08:30
60167279008	**IW-120**	Water	04/15/14 14:32	04/17/14 08:30
60167279009	**IW-121**	Water	04/15/14 15:24	04/17/14 08:30
60167279010	**IW-122**	Water	04/15/14 16:16	04/17/14 08:30
60167279011	**IW-123**	Water	04/15/14 17:14	04/17/14 08:30
60167279012	**IW-124**	Water	04/15/14 17:56	04/17/14 08:30
60167279013	**IW-110**	Water	04/16/14 08:35	04/17/14 08:30
60167279014	**IW-112**	Water	04/16/14 09:30	04/17/14 08:30
60167279015	**TRIP BLANK**	Water		04/18/14 17:14

This report shall not be reproduced, except in full,
without the written consent of Pace Analytical Services, Inc..

Pace Analytical Services, Inc.
9608 Loiret Blvd.
Lenexa, KS 66219
(913)599-5665

SAMPLE ANALYTE COUNT

Project: FORT SMITH, AR
Pace Project No.: 60167279

Lab ID	Sample ID	Method	Analysts	Analytes Reported
60167279001	**IW-113**	EPA 5030B/8260	JTS, PRG	38
60167279002	**IW-114**	EPA 5030B/8260	JTS, PRG	38
60167279003	**IW-115**	EPA 5030B/8260	JTS, PRG	38
60167279004	**IW-116**	EPA 5030B/8260	JTS, PRG	38
60167279005	**IW-117**	EPA 5030B/8260	JTS, PRG	38
60167279006	**IW-118**	EPA 5030B/8260	JTS, PRG	38
60167279007	**IW-119**	EPA 5030B/8260	JTS, PRG	38
60167279008	**IW-120**	EPA 5030B/8260	JTS, PRG	38
60167279009	**IW-121**	EPA 5030B/8260	JTS, PRG	38
60167279010	**IW-122**	EPA 5030B/8260	JTS, PRG	38
60167279011	**IW-123**	EPA 5030B/8260	JTS, PRG	38
60167279012	**IW-124**	EPA 5030B/8260	JTS, PRG	38
60167279013	**IW-110**	EPA 5030B/8260	JTS, PRG	38
60167279014	**IW-112**	EPA 5030B/8260	JTS, PRG	38
60167279015	**TRIP BLANK**	EPA 5030B/8260	PRG	38

REPORT OF LABORATORY ANALYSIS

This report shall not be reproduced, except in full,
without the written consent of Pace Analytical Services, Inc..

Pace Analytical Services, Inc.
9608 Loiret Blvd.
Lenexa, KS 66219
(913)599-5665

PROJECT NARRATIVE

Project: FORT SMITH, AR
Pace Project No.: 60167279

Method: **EPA 5030B/8260**
Description: 8260 MSV
Client: Environ_AR
Date: April 28, 2014

General Information:
15 samples were analyzed for EPA 5030B/8260. All samples were received in acceptable condition with any exceptions noted below.

Hold Time:
The samples were analyzed within the method required hold times with any exceptions noted below.

Initial Calibrations (including MS Tune as applicable):
All criteria were within method requirements with any exceptions noted below.

Continuing Calibration:
All criteria were within method requirements with any exceptions noted below.

Internal Standards:
All internal standards were within QC limits with any exceptions noted below.

Surrogates:
All surrogates were within QC limits with any exceptions noted below.

Method Blank:
All analytes were below the report limit in the method blank, where applicable, with any exceptions noted below.

QC Batch: MSV/61128

B: Analyte was detected in the associated method blank.
- BLANK for HBN 335770 [MSV/6112 (Lab ID: 1366866)
  - Carbon disulfide
  - Methylene chloride

Laboratory Control Spike:
All laboratory control spike compounds were within QC limits with any exceptions noted below.

QC Batch: MSV/61122

L0: Analyte recovery in the laboratory control sample (LCS) was outside QC limits.
- LCS (Lab ID: 1366636)
  - Acetone

Matrix Spikes:
All percent recoveries and relative percent differences (RPDs) were within acceptance criteria with any exceptions noted below.

QC Batch: MSV/61122

A matrix spike/matrix spike duplicate was not performed due to insufficient sample volume.

QC Batch: MSV/61128

A matrix spike/matrix spike duplicate was not performed due to insufficient sample volume.

QC Batch: MSV/61174

A matrix spike/matrix spike duplicate was not performed due to insufficient sample volume.

This report shall not be reproduced, except in full,
without the written consent of Pace Analytical Services, Inc..

Pace Analytical Services, Inc.
9608 Loiret Blvd.
Lenexa, KS 66219
(913)599-5665

PROJECT NARRATIVE

Project: FORT SMITH, AR
Pace Project No.: 60167279

Method: **EPA 5030B/8260**
Description: 8260 MSV
Client: Environ_AR
Date: April 28, 2014

Additional Comments:

This data package has been reviewed for quality and completeness and is approved for release.

This report shall not be reproduced, except in full,
without the written consent of Pace Analytical Services, Inc..

Pace Analytical Services, Inc.
9608 Loiret Blvd.
Lenexa, KS 66219
(913)599-5665

ANALYTICAL RESULTS

Project: FORT SMITH, AR
Pace Project No.: 60167279

Sample: IW-113 **Lab ID: 60167279001** Collected: 04/14/14 15:45 Received: 04/17/14 08:30 Matrix: Water

Parameters	Results	Units	Report Limit	DF	Prepared	Analyzed	CAS No.	Qual
8260 MSV	Analytical Method: EPA 5030B/8260							
Acetone	**31.1**	ug/L	10.0	1		04/25/14 11:08	67-64-1	L1
Benzene	**0.12J**	ug/L	5.0	1		04/25/14 11:08	71-43-2	
Bromodichloromethane	ND	ug/L	5.0	1		04/25/14 11:08	75-27-4	
Bromoform	**1.4J**	ug/L	5.0	1		04/25/14 11:08	75-25-2	
Bromomethane	ND	ug/L	7.0	1		04/25/14 11:08	74-83-9	
2-Butanone (MEK)	**12.1**	ug/L	10.0	1		04/25/14 11:08	78-93-3	
Carbon disulfide	ND	ug/L	10.0	1		04/25/14 11:08	75-15-0	
Carbon tetrachloride	ND	ug/L	5.0	1		04/25/14 11:08	56-23-5	
Chlorobenzene	ND	ug/L	5.0	1		04/25/14 11:08	108-90-7	
Chloroethane	ND	ug/L	10.0	1		04/25/14 11:08	75-00-3	
Chloroform	**0.44J**	ug/L	5.0	1		04/25/14 11:08	67-66-3	
Chloromethane	ND	ug/L	10.0	1		04/25/14 11:08	74-87-3	
Dibromochloromethane	ND	ug/L	5.0	1		04/25/14 11:08	124-48-1	
1,1-Dichloroethane	ND	ug/L	2.4	1		04/25/14 11:08	75-34-3	
1,2-Dichloroethane	**0.18J**	ug/L	5.0	1		04/25/14 11:08	107-06-2	
1,1-Dichloroethene	ND	ug/L	5.0	1		04/25/14 11:08	75-35-4	
cis-1,2-Dichloroethene	**8.7**	ug/L	5.0	1		04/25/14 11:08	156-59-2	
trans-1,2-Dichloroethene	**1.6J**	ug/L	5.0	1		04/25/14 11:08	156-60-5	
1,2-Dichloropropane	ND	ug/L	5.0	1		04/25/14 11:08	78-87-5	
cis-1,3-Dichloropropene	ND	ug/L	1.0	1		04/25/14 11:08	10061-01-5	
trans-1,3-Dichloropropene	ND	ug/L	1.0	1		04/25/14 11:08	10061-02-6	
Ethylbenzene	ND	ug/L	5.0	1		04/25/14 11:08	100-41-4	
2-Hexanone	ND	ug/L	10.0	1		04/25/14 11:08	591-78-6	
Methylene chloride	**0.23J**	ug/L	5.0	1		04/25/14 11:08	75-09-2	
4-Methyl-2-pentanone (MIBK)	ND	ug/L	10.0	1		04/25/14 11:08	108-10-1	
Styrene	ND	ug/L	5.0	1		04/25/14 11:08	100-42-5	
1,1,2,2-Tetrachloroethane	ND	ug/L	1.0	1		04/25/14 11:08	79-34-5	
Tetrachloroethene	ND	ug/L	5.0	1		04/25/14 11:08	127-18-4	
Toluene	ND	ug/L	5.0	1		04/25/14 11:08	108-88-3	
1,1,1-Trichloroethane	ND	ug/L	5.0	1		04/25/14 11:08	71-55-6	
1,1,2-Trichloroethane	ND	ug/L	5.0	1		04/25/14 11:08	79-00-5	
Trichloroethene	**435**	ug/L	25.0	5		04/28/14 10:54	79-01-6	
Vinyl chloride	ND	ug/L	2.0	1		04/25/14 11:08	75-01-4	
Xylene (Total)	ND	ug/L	5.0	1		04/25/14 11:08	1330-20-7	
Surrogates								
4-Bromofluorobenzene (S)	91	%	80-120	1		04/25/14 11:08	460-00-4	
1,2-Dichloroethane-d4 (S)	100	%	80-120	1		04/25/14 11:08	17060-07-0	
Toluene-d8 (S)	96	%	80-120	1		04/25/14 11:08	2037-26-5	
Preservation pH	**1.0**		0.10	1		04/25/14 11:08		

REPORT OF LABORATORY ANALYSIS

This report shall not be reproduced, except in full,
without the written consent of Pace Analytical Services, Inc..

Pace Analytical Services, Inc.
9608 Loiret Blvd.
Lenexa, KS 66219
(913)599-5665

ANALYTICAL RESULTS

Project: FORT SMITH, AR
Pace Project No.: 60167279

Sample: IW-114 **Lab ID: 60167279002** Collected: 04/14/14 17:05 Received: 04/17/14 08:30 Matrix: Water

Parameters	Results	Units	Report Limit	DF	Prepared	Analyzed	CAS No.	Qual
8260 MSV	Analytical Method: EPA 5030B/8260							
Acetone	**26.1**	ug/L	10.0	1		04/25/14 11:23	67-64-1	L1
Benzene	**0.17J**	ug/L	5.0	1		04/25/14 11:23	71-43-2	
Bromodichloromethane	ND	ug/L	5.0	1		04/25/14 11:23	75-27-4	
Bromoform	ND	ug/L	5.0	1		04/25/14 11:23	75-25-2	
Bromomethane	ND	ug/L	7.0	1		04/25/14 11:23	74-83-9	
2-Butanone (MEK)	**1.2J**	ug/L	10.0	1		04/25/14 11:23	78-93-3	
Carbon disulfide	ND	ug/L	10.0	1		04/25/14 11:23	75-15-0	
Carbon tetrachloride	ND	ug/L	5.0	1		04/25/14 11:23	56-23-5	
Chlorobenzene	ND	ug/L	5.0	1		04/25/14 11:23	108-90-7	
Chloroethane	ND	ug/L	10.0	1		04/25/14 11:23	75-00-3	
Chloroform	**0.48J**	ug/L	5.0	1		04/25/14 11:23	67-66-3	
Chloromethane	ND	ug/L	10.0	1		04/25/14 11:23	74-87-3	
Dibromochloromethane	ND	ug/L	5.0	1		04/25/14 11:23	124-48-1	
1,1-Dichloroethane	ND	ug/L	2.4	1		04/25/14 11:23	75-34-3	
1,2-Dichloroethane	ND	ug/L	5.0	1		04/25/14 11:23	107-06-2	
1,1-Dichloroethene	ND	ug/L	5.0	1		04/25/14 11:23	75-35-4	
cis-1,2-Dichloroethene	**8.1**	ug/L	5.0	1		04/25/14 11:23	156-59-2	
trans-1,2-Dichloroethene	**0.91J**	ug/L	5.0	1		04/25/14 11:23	156-60-5	
1,2-Dichloropropane	ND	ug/L	5.0	1		04/25/14 11:23	78-87-5	
cis-1,3-Dichloropropene	ND	ug/L	1.0	1		04/25/14 11:23	10061-01-5	
trans-1,3-Dichloropropene	ND	ug/L	1.0	1		04/25/14 11:23	10061-02-6	
Ethylbenzene	ND	ug/L	5.0	1		04/25/14 11:23	100-41-4	
2-Hexanone	ND	ug/L	10.0	1		04/25/14 11:23	591-78-6	
Methylene chloride	**0.19J**	ug/L	5.0	1		04/25/14 11:23	75-09-2	
4-Methyl-2-pentanone (MIBK)	ND	ug/L	10.0	1		04/25/14 11:23	108-10-1	
Styrene	ND	ug/L	5.0	1		04/25/14 11:23	100-42-5	
1,1,2,2-Tetrachloroethane	ND	ug/L	1.0	1		04/25/14 11:23	79-34-5	
Tetrachloroethene	ND	ug/L	5.0	1		04/25/14 11:23	127-18-4	
Toluene	**0.27J**	ug/L	5.0	1		04/25/14 11:23	108-88-3	
1,1,1-Trichloroethane	ND	ug/L	5.0	1		04/25/14 11:23	71-55-6	
1,1,2-Trichloroethane	ND	ug/L	5.0	1		04/25/14 11:23	79-00-5	
Trichloroethene	**336**	ug/L	25.0	5		04/28/14 11:08	79-01-6	
Vinyl chloride	ND	ug/L	2.0	1		04/25/14 11:23	75-01-4	
Xylene (Total)	ND	ug/L	5.0	1		04/25/14 11:23	1330-20-7	
Surrogates								
4-Bromofluorobenzene (S)	103	%	80-120	1		04/25/14 11:23	460-00-4	
1,2-Dichloroethane-d4 (S)	103	%	80-120	1		04/25/14 11:23	17060-07-0	
Toluene-d8 (S)	83	%	80-120	1		04/25/14 11:23	2037-26-5	
Preservation pH	**1.0**		0.10	1		04/25/14 11:23		

REPORT OF LABORATORY ANALYSIS

This report shall not be reproduced, except in full,
without the written consent of Pace Analytical Services, Inc..

Pace Analytical Services, Inc.
9608 Loiret Blvd.
Lenexa, KS 66219
(913)599-5665

ANALYTICAL RESULTS

Project: FORT SMITH, AR
Pace Project No.: 60167279

Sample: IW-115 **Lab ID: 60167279003** Collected: 04/14/14 17:52 Received: 04/17/14 08:30 Matrix: Water

Parameters	Results	Units	Report Limit	DF	Prepared	Analyzed	CAS No.	Qual
8260 MSV	Analytical Method: EPA 5030B/8260							
Acetone	**32.8**	ug/L	10.0	1		04/25/14 11:39	67-64-1	L1
Benzene	ND	ug/L	5.0	1		04/25/14 11:39	71-43-2	
Bromodichloromethane	ND	ug/L	5.0	1		04/25/14 11:39	75-27-4	
Bromoform	**1.3J**	ug/L	5.0	1		04/25/14 11:39	75-25-2	
Bromomethane	ND	ug/L	7.0	1		04/25/14 11:39	74-83-9	
2-Butanone (MEK)	**11.6**	ug/L	10.0	1		04/25/14 11:39	78-93-3	
Carbon disulfide	ND	ug/L	10.0	1		04/25/14 11:39	75-15-0	
Carbon tetrachloride	ND	ug/L	5.0	1		04/25/14 11:39	56-23-5	
Chlorobenzene	ND	ug/L	5.0	1		04/25/14 11:39	108-90-7	
Chloroethane	ND	ug/L	10.0	1		04/25/14 11:39	75-00-3	
Chloroform	**0.36J**	ug/L	5.0	1		04/25/14 11:39	67-66-3	
Chloromethane	ND	ug/L	10.0	1		04/25/14 11:39	74-87-3	
Dibromochloromethane	ND	ug/L	5.0	1		04/25/14 11:39	124-48-1	
1,1-Dichloroethane	ND	ug/L	2.4	1		04/25/14 11:39	75-34-3	
1,2-Dichloroethane	ND	ug/L	5.0	1		04/25/14 11:39	107-06-2	
1,1-Dichloroethene	ND	ug/L	5.0	1		04/25/14 11:39	75-35-4	
cis-1,2-Dichloroethene	**9.3**	ug/L	5.0	1		04/25/14 11:39	156-59-2	
trans-1,2-Dichloroethene	**1.2J**	ug/L	5.0	1		04/25/14 11:39	156-60-5	
1,2-Dichloropropane	ND	ug/L	5.0	1		04/25/14 11:39	78-87-5	
cis-1,3-Dichloropropene	ND	ug/L	1.0	1		04/25/14 11:39	10061-01-5	
trans-1,3-Dichloropropene	ND	ug/L	1.0	1		04/25/14 11:39	10061-02-6	
Ethylbenzene	ND	ug/L	5.0	1		04/25/14 11:39	100-41-4	
2-Hexanone	ND	ug/L	10.0	1		04/25/14 11:39	591-78-6	
Methylene chloride	**0.28J**	ug/L	5.0	1		04/25/14 11:39	75-09-2	
4-Methyl-2-pentanone (MIBK)	ND	ug/L	10.0	1		04/25/14 11:39	108-10-1	
Styrene	ND	ug/L	5.0	1		04/25/14 11:39	100-42-5	
1,1,2,2-Tetrachloroethane	ND	ug/L	1.0	1		04/25/14 11:39	79-34-5	
Tetrachloroethene	ND	ug/L	5.0	1		04/25/14 11:39	127-18-4	
Toluene	ND	ug/L	5.0	1		04/25/14 11:39	108-88-3	
1,1,1-Trichloroethane	ND	ug/L	5.0	1		04/25/14 11:39	71-55-6	
1,1,2-Trichloroethane	ND	ug/L	5.0	1		04/25/14 11:39	79-00-5	
Trichloroethene	**449**	ug/L	25.0	5		04/28/14 11:22	79-01-6	
Vinyl chloride	ND	ug/L	2.0	1		04/25/14 11:39	75-01-4	
Xylene (Total)	ND	ug/L	5.0	1		04/25/14 11:39	1330-20-7	
Surrogates								
4-Bromofluorobenzene (S)	102	%	80-120	1		04/25/14 11:39	460-00-4	
1,2-Dichloroethane-d4 (S)	104	%	80-120	1		04/25/14 11:39	17060-07-0	
Toluene-d8 (S)	99	%	80-120	1		04/25/14 11:39	2037-26-5	
Preservation pH	**1.0**		0.10	1		04/25/14 11:39		

REPORT OF LABORATORY ANALYSIS

This report shall not be reproduced, except in full,
without the written consent of Pace Analytical Services, Inc..

Pace Analytical Services, Inc.
9608 Loiret Blvd.
Lenexa, KS 66219
(913)599-5665

ANALYTICAL RESULTS

Project: FORT SMITH, AR
Pace Project No.: 60167279

Sample: IW-116 **Lab ID: 60167279004** Collected: 04/15/14 08:50 Received: 04/17/14 08:30 Matrix: Water

Parameters	Results	Units	Report Limit	DF	Prepared	Analyzed	CAS No.	Qual
8260 MSV	Analytical Method: EPA 5030B/8260							
Acetone	**22.0**	ug/L	10.0	1		04/25/14 11:54	67-64-1	L1
Benzene	**0.15J**	ug/L	5.0	1		04/25/14 11:54	71-43-2	
Bromodichloromethane	ND	ug/L	5.0	1		04/25/14 11:54	75-27-4	
Bromoform	ND	ug/L	5.0	1		04/25/14 11:54	75-25-2	
Bromomethane	ND	ug/L	7.0	1		04/25/14 11:54	74-83-9	
2-Butanone (MEK)	**0.64J**	ug/L	10.0	1		04/25/14 11:54	78-93-3	
Carbon disulfide	ND	ug/L	10.0	1		04/25/14 11:54	75-15-0	
Carbon tetrachloride	ND	ug/L	5.0	1		04/25/14 11:54	56-23-5	
Chlorobenzene	ND	ug/L	5.0	1		04/25/14 11:54	108-90-7	
Chloroethane	ND	ug/L	10.0	1		04/25/14 11:54	75-00-3	
Chloroform	**0.37J**	ug/L	5.0	1		04/25/14 11:54	67-66-3	
Chloromethane	ND	ug/L	10.0	1		04/25/14 11:54	74-87-3	
Dibromochloromethane	ND	ug/L	5.0	1		04/25/14 11:54	124-48-1	
1,1-Dichloroethane	ND	ug/L	2.4	1		04/25/14 11:54	75-34-3	
1,2-Dichloroethane	ND	ug/L	5.0	1		04/25/14 11:54	107-06-2	
1,1-Dichloroethene	**0.88J**	ug/L	5.0	1		04/25/14 11:54	75-35-4	
cis-1,2-Dichloroethene	**10.8**	ug/L	5.0	1		04/25/14 11:54	156-59-2	
trans-1,2-Dichloroethene	ND	ug/L	5.0	1		04/25/14 11:54	156-60-5	
1,2-Dichloropropane	ND	ug/L	5.0	1		04/25/14 11:54	78-87-5	
cis-1,3-Dichloropropene	ND	ug/L	1.0	1		04/25/14 11:54	10061-01-5	
trans-1,3-Dichloropropene	ND	ug/L	1.0	1		04/25/14 11:54	10061-02-6	
Ethylbenzene	ND	ug/L	5.0	1		04/25/14 11:54	100-41-4	
2-Hexanone	ND	ug/L	10.0	1		04/25/14 11:54	591-78-6	
Methylene chloride	**0.31J**	ug/L	5.0	1		04/25/14 11:54	75-09-2	
4-Methyl-2-pentanone (MIBK)	ND	ug/L	10.0	1		04/25/14 11:54	108-10-1	
Styrene	ND	ug/L	5.0	1		04/25/14 11:54	100-42-5	
1,1,2,2-Tetrachloroethane	ND	ug/L	1.0	1		04/25/14 11:54	79-34-5	
Tetrachloroethene	**0.22J**	ug/L	5.0	1		04/25/14 11:54	127-18-4	
Toluene	ND	ug/L	5.0	1		04/25/14 11:54	108-88-3	
1,1,1-Trichloroethane	ND	ug/L	5.0	1		04/25/14 11:54	71-55-6	
1,1,2-Trichloroethane	ND	ug/L	5.0	1		04/25/14 11:54	79-00-5	
Trichloroethene	**546**	ug/L	50.0	10		04/28/14 11:37	79-01-6	
Vinyl chloride	**0.34J**	ug/L	2.0	1		04/25/14 11:54	75-01-4	
Xylene (Total)	ND	ug/L	5.0	1		04/25/14 11:54	1330-20-7	
Surrogates								
4-Bromofluorobenzene (S)	90	%	80-120	1		04/25/14 11:54	460-00-4	
1,2-Dichloroethane-d4 (S)	106	%	80-120	1		04/25/14 11:54	17060-07-0	
Toluene-d8 (S)	94	%	80-120	1		04/25/14 11:54	2037-26-5	
Preservation pH	**1.0**		0.10	1		04/25/14 11:54		

REPORT OF LABORATORY ANALYSIS

This report shall not be reproduced, except in full,
without the written consent of Pace Analytical Services, Inc..

Pace Analytical Services, Inc.
9608 Loiret Blvd.
Lenexa, KS 66219
(913)599-5665

ANALYTICAL RESULTS

Project: FORT SMITH, AR
Pace Project No.: 60167279

Sample: IW-117 **Lab ID: 60167279005** Collected: 04/15/14 10:00 Received: 04/17/14 08:30 Matrix: Water

Parameters	Results	Units	Report Limit	DF	Prepared	Analyzed	CAS No.	Qual
8260 MSV	Analytical Method: EPA 5030B/8260							
Acetone	**42.4**	ug/L	10.0	1		04/25/14 12:09	67-64-1	L1
Benzene	ND	ug/L	5.0	1		04/25/14 12:09	71-43-2	
Bromodichloromethane	ND	ug/L	5.0	1		04/25/14 12:09	75-27-4	
Bromoform	**1.5J**	ug/L	5.0	1		04/25/14 12:09	75-25-2	
Bromomethane	ND	ug/L	7.0	1		04/25/14 12:09	74-83-9	
2-Butanone (MEK)	**26.6**	ug/L	10.0	1		04/25/14 12:09	78-93-3	
Carbon disulfide	ND	ug/L	10.0	1		04/25/14 12:09	75-15-0	
Carbon tetrachloride	ND	ug/L	5.0	1		04/25/14 12:09	56-23-5	
Chlorobenzene	ND	ug/L	5.0	1		04/25/14 12:09	108-90-7	
Chloroethane	ND	ug/L	10.0	1		04/25/14 12:09	75-00-3	
Chloroform	**0.32J**	ug/L	5.0	1		04/25/14 12:09	67-66-3	
Chloromethane	ND	ug/L	10.0	1		04/25/14 12:09	74-87-3	
Dibromochloromethane	ND	ug/L	5.0	1		04/25/14 12:09	124-48-1	
1,1-Dichloroethane	ND	ug/L	2.4	1		04/25/14 12:09	75-34-3	
1,2-Dichloroethane	ND	ug/L	5.0	1		04/25/14 12:09	107-06-2	
1,1-Dichloroethene	ND	ug/L	5.0	1		04/25/14 12:09	75-35-4	
cis-1,2-Dichloroethene	**9.9**	ug/L	5.0	1		04/25/14 12:09	156-59-2	
trans-1,2-Dichloroethene	**1.4J**	ug/L	5.0	1		04/25/14 12:09	156-60-5	
1,2-Dichloropropane	ND	ug/L	5.0	1		04/25/14 12:09	78-87-5	
cis-1,3-Dichloropropene	ND	ug/L	1.0	1		04/25/14 12:09	10061-01-5	
trans-1,3-Dichloropropene	ND	ug/L	1.0	1		04/25/14 12:09	10061-02-6	
Ethylbenzene	ND	ug/L	5.0	1		04/25/14 12:09	100-41-4	
2-Hexanone	ND	ug/L	10.0	1		04/25/14 12:09	591-78-6	
Methylene chloride	**0.22J**	ug/L	5.0	1		04/25/14 12:09	75-09-2	
4-Methyl-2-pentanone (MIBK)	ND	ug/L	10.0	1		04/25/14 12:09	108-10-1	
Styrene	ND	ug/L	5.0	1		04/25/14 12:09	100-42-5	
1,1,2,2-Tetrachloroethane	ND	ug/L	1.0	1		04/25/14 12:09	79-34-5	
Tetrachloroethene	ND	ug/L	5.0	1		04/25/14 12:09	127-18-4	
Toluene	ND	ug/L	5.0	1		04/25/14 12:09	108-88-3	
1,1,1-Trichloroethane	ND	ug/L	5.0	1		04/25/14 12:09	71-55-6	
1,1,2-Trichloroethane	ND	ug/L	5.0	1		04/25/14 12:09	79-00-5	
Trichloroethene	**384**	ug/L	25.0	5		04/28/14 11:51	79-01-6	
Vinyl chloride	ND	ug/L	2.0	1		04/25/14 12:09	75-01-4	
Xylene (Total)	ND	ug/L	5.0	1		04/25/14 12:09	1330-20-7	
Surrogates								
4-Bromofluorobenzene (S)	101	%	80-120	1		04/25/14 12:09	460-00-4	
1,2-Dichloroethane-d4 (S)	105	%	80-120	1		04/25/14 12:09	17060-07-0	
Toluene-d8 (S)	92	%	80-120	1		04/25/14 12:09	2037-26-5	
Preservation pH	**1.0**		0.10	1		04/25/14 12:09		

REPORT OF LABORATORY ANALYSIS

This report shall not be reproduced, except in full,
without the written consent of Pace Analytical Services, Inc..

Pace Analytical Services, Inc.
9608 Loiret Blvd.
Lenexa, KS 66219
(913)599-5665

ANALYTICAL RESULTS

Project: FORT SMITH, AR
Pace Project No.: 60167279

Sample: IW-118 **Lab ID: 60167279006** Collected: 04/15/14 11:15 Received: 04/17/14 08:30 Matrix: Water

Parameters	Results	Units	Report Limit	DF	Prepared	Analyzed	CAS No.	Qual
8260 MSV	Analytical Method: EPA 5030B/8260							
Acetone	**20.4**	ug/L	10.0	1		04/25/14 12:25	67-64-1	L1
Benzene	**0.30J**	ug/L	5.0	1		04/25/14 12:25	71-43-2	
Bromodichloromethane	ND	ug/L	5.0	1		04/25/14 12:25	75-27-4	
Bromoform	**3.7J**	ug/L	5.0	1		04/25/14 12:25	75-25-2	
Bromomethane	ND	ug/L	7.0	1		04/25/14 12:25	74-83-9	
2-Butanone (MEK)	ND	ug/L	10.0	1		04/25/14 12:25	78-93-3	
Carbon disulfide	ND	ug/L	10.0	1		04/25/14 12:25	75-15-0	
Carbon tetrachloride	ND	ug/L	5.0	1		04/25/14 12:25	56-23-5	
Chlorobenzene	ND	ug/L	5.0	1		04/25/14 12:25	108-90-7	
Chloroethane	ND	ug/L	10.0	1		04/25/14 12:25	75-00-3	
Chloroform	**0.50J**	ug/L	5.0	1		04/25/14 12:25	67-66-3	
Chloromethane	ND	ug/L	10.0	1		04/25/14 12:25	74-87-3	
Dibromochloromethane	ND	ug/L	5.0	1		04/25/14 12:25	124-48-1	
1,1-Dichloroethane	ND	ug/L	2.4	1		04/25/14 12:25	75-34-3	
1,2-Dichloroethane	ND	ug/L	5.0	1		04/25/14 12:25	107-06-2	
1,1-Dichloroethene	ND	ug/L	5.0	1		04/25/14 12:25	75-35-4	
cis-1,2-Dichloroethene	**9.7**	ug/L	5.0	1		04/25/14 12:25	156-59-2	
trans-1,2-Dichloroethene	**1.7J**	ug/L	5.0	1		04/25/14 12:25	156-60-5	
1,2-Dichloropropane	ND	ug/L	5.0	1		04/25/14 12:25	78-87-5	
cis-1,3-Dichloropropene	ND	ug/L	1.0	1		04/25/14 12:25	10061-01-5	
trans-1,3-Dichloropropene	ND	ug/L	1.0	1		04/25/14 12:25	10061-02-6	
Ethylbenzene	ND	ug/L	5.0	1		04/25/14 12:25	100-41-4	
2-Hexanone	ND	ug/L	10.0	1		04/25/14 12:25	591-78-6	
Methylene chloride	**0.30J**	ug/L	5.0	1		04/25/14 12:25	75-09-2	
4-Methyl-2-pentanone (MIBK)	ND	ug/L	10.0	1		04/25/14 12:25	108-10-1	
Styrene	ND	ug/L	5.0	1		04/25/14 12:25	100-42-5	
1,1,2,2-Tetrachloroethane	ND	ug/L	1.0	1		04/25/14 12:25	79-34-5	
Tetrachloroethene	**0.20J**	ug/L	5.0	1		04/25/14 12:25	127-18-4	
Toluene	ND	ug/L	5.0	1		04/25/14 12:25	108-88-3	
1,1,1-Trichloroethane	ND	ug/L	5.0	1		04/25/14 12:25	71-55-6	
1,1,2-Trichloroethane	ND	ug/L	5.0	1		04/25/14 12:25	79-00-5	
Trichloroethene	**395**	ug/L	25.0	5		04/28/14 12:05	79-01-6	
Vinyl chloride	ND	ug/L	2.0	1		04/25/14 12:25	75-01-4	
Xylene (Total)	ND	ug/L	5.0	1		04/25/14 12:25	1330-20-7	
Surrogates								
4-Bromofluorobenzene (S)	98	%	80-120	1		04/25/14 12:25	460-00-4	
1,2-Dichloroethane-d4 (S)	106	%	80-120	1		04/25/14 12:25	17060-07-0	
Toluene-d8 (S)	94	%	80-120	1		04/25/14 12:25	2037-26-5	
Preservation pH	**1.0**		0.10	1		04/25/14 12:25		

REPORT OF LABORATORY ANALYSIS

This report shall not be reproduced, except in full,
without the written consent of Pace Analytical Services, Inc..

Pace Analytical Services, Inc.
9608 Loiret Blvd.
Lenexa, KS 66219
(913)599-5665

ANALYTICAL RESULTS

Project: FORT SMITH, AR
Pace Project No.: 60167279

Sample: IW-119 **Lab ID: 60167279007** Collected: 04/15/14 13:37 Received: 04/17/14 08:30 Matrix: Water

Parameters	Results	Units	Report Limit	DF	Prepared	Analyzed	CAS No.	Qual
8260 MSV	Analytical Method: EPA 5030B/8260							
Acetone	**19.8**	ug/L	10.0	1		04/25/14 12:40	67-64-1	L1
Benzene	ND	ug/L	5.0	1		04/25/14 12:40	71-43-2	
Bromodichloromethane	ND	ug/L	5.0	1		04/25/14 12:40	75-27-4	
Bromoform	ND	ug/L	5.0	1		04/25/14 12:40	75-25-2	
Bromomethane	ND	ug/L	7.0	1		04/25/14 12:40	74-83-9	
2-Butanone (MEK)	ND	ug/L	10.0	1		04/25/14 12:40	78-93-3	
Carbon disulfide	ND	ug/L	10.0	1		04/25/14 12:40	75-15-0	
Carbon tetrachloride	ND	ug/L	5.0	1		04/25/14 12:40	56-23-5	
Chlorobenzene	ND	ug/L	5.0	1		04/25/14 12:40	108-90-7	
Chloroethane	ND	ug/L	10.0	1		04/25/14 12:40	75-00-3	
Chloroform	**0.40J**	ug/L	5.0	1		04/25/14 12:40	67-66-3	
Chloromethane	ND	ug/L	10.0	1		04/25/14 12:40	74-87-3	
Dibromochloromethane	ND	ug/L	5.0	1		04/25/14 12:40	124-48-1	
1,1-Dichloroethane	ND	ug/L	2.4	1		04/25/14 12:40	75-34-3	
1,2-Dichloroethane	ND	ug/L	5.0	1		04/25/14 12:40	107-06-2	
1,1-Dichloroethene	**0.36J**	ug/L	5.0	1		04/25/14 12:40	75-35-4	
cis-1,2-Dichloroethene	**11.3**	ug/L	5.0	1		04/25/14 12:40	156-59-2	
trans-1,2-Dichloroethene	**0.96J**	ug/L	5.0	1		04/25/14 12:40	156-60-5	
1,2-Dichloropropane	ND	ug/L	5.0	1		04/25/14 12:40	78-87-5	
cis-1,3-Dichloropropene	ND	ug/L	1.0	1		04/25/14 12:40	10061-01-5	
trans-1,3-Dichloropropene	ND	ug/L	1.0	1		04/25/14 12:40	10061-02-6	
Ethylbenzene	ND	ug/L	5.0	1		04/25/14 12:40	100-41-4	
2-Hexanone	ND	ug/L	10.0	1		04/25/14 12:40	591-78-6	
Methylene chloride	**0.21J**	ug/L	5.0	1		04/25/14 12:40	75-09-2	
4-Methyl-2-pentanone (MIBK)	ND	ug/L	10.0	1		04/25/14 12:40	108-10-1	
Styrene	ND	ug/L	5.0	1		04/25/14 12:40	100-42-5	
1,1,2,2-Tetrachloroethane	ND	ug/L	1.0	1		04/25/14 12:40	79-34-5	
Tetrachloroethene	ND	ug/L	5.0	1		04/25/14 12:40	127-18-4	
Toluene	ND	ug/L	5.0	1		04/25/14 12:40	108-88-3	
1,1,1-Trichloroethane	ND	ug/L	5.0	1		04/25/14 12:40	71-55-6	
1,1,2-Trichloroethane	ND	ug/L	5.0	1		04/25/14 12:40	79-00-5	
Trichloroethene	**509**	ug/L	50.0	10		04/28/14 12:19	79-01-6	
Vinyl chloride	ND	ug/L	2.0	1		04/25/14 12:40	75-01-4	
Xylene (Total)	ND	ug/L	5.0	1		04/25/14 12:40	1330-20-7	
Surrogates								
4-Bromofluorobenzene (S)	93	%	80-120	1		04/25/14 12:40	460-00-4	
1,2-Dichloroethane-d4 (S)	100	%	80-120	1		04/25/14 12:40	17060-07-0	
Toluene-d8 (S)	92	%	80-120	1		04/25/14 12:40	2037-26-5	
Preservation pH	**1.0**		0.10	1		04/25/14 12:40		

REPORT OF LABORATORY ANALYSIS

This report shall not be reproduced, except in full,
without the written consent of Pace Analytical Services, Inc..

Pace Analytical Services, Inc.
9608 Loiret Blvd.
Lenexa, KS 66219
(913)599-5665

ANALYTICAL RESULTS

Project: FORT SMITH, AR
Pace Project No.: 60167279

Sample: IW-120 **Lab ID: 60167279008** Collected: 04/15/14 14:32 Received: 04/17/14 08:30 Matrix: Water

Parameters	Results	Units	Report Limit	DF	Prepared	Analyzed	CAS No.	Qual
8260 MSV	Analytical Method: EPA 5030B/8260							
Acetone	**28.5**	ug/L	10.0	1		04/25/14 12:55	67-64-1	L1
Benzene	ND	ug/L	5.0	1		04/25/14 12:55	71-43-2	
Bromodichloromethane	ND	ug/L	5.0	1		04/25/14 12:55	75-27-4	
Bromoform	**3.5J**	ug/L	5.0	1		04/25/14 12:55	75-25-2	
Bromomethane	ND	ug/L	7.0	1		04/25/14 12:55	74-83-9	
2-Butanone (MEK)	**1.0J**	ug/L	10.0	1		04/25/14 12:55	78-93-3	
Carbon disulfide	ND	ug/L	10.0	1		04/25/14 12:55	75-15-0	
Carbon tetrachloride	ND	ug/L	5.0	1		04/25/14 12:55	56-23-5	
Chlorobenzene	ND	ug/L	5.0	1		04/25/14 12:55	108-90-7	
Chloroethane	ND	ug/L	10.0	1		04/25/14 12:55	75-00-3	
Chloroform	**0.69J**	ug/L	5.0	1		04/25/14 12:55	67-66-3	
Chloromethane	ND	ug/L	10.0	1		04/25/14 12:55	74-87-3	
Dibromochloromethane	ND	ug/L	5.0	1		04/25/14 12:55	124-48-1	
1,1-Dichloroethane	ND	ug/L	2.4	1		04/25/14 12:55	75-34-3	
1,2-Dichloroethane	ND	ug/L	5.0	1		04/25/14 12:55	107-06-2	
1,1-Dichloroethene	ND	ug/L	5.0	1		04/25/14 12:55	75-35-4	
cis-1,2-Dichloroethene	**10.2**	ug/L	5.0	1		04/25/14 12:55	156-59-2	
trans-1,2-Dichloroethene	**1.9J**	ug/L	5.0	1		04/25/14 12:55	156-60-5	
1,2-Dichloropropane	ND	ug/L	5.0	1		04/25/14 12:55	78-87-5	
cis-1,3-Dichloropropene	ND	ug/L	1.0	1		04/25/14 12:55	10061-01-5	
trans-1,3-Dichloropropene	ND	ug/L	1.0	1		04/25/14 12:55	10061-02-6	
Ethylbenzene	ND	ug/L	5.0	1		04/25/14 12:55	100-41-4	
2-Hexanone	ND	ug/L	10.0	1		04/25/14 12:55	591-78-6	
Methylene chloride	**0.30J**	ug/L	5.0	1		04/25/14 12:55	75-09-2	
4-Methyl-2-pentanone (MIBK)	ND	ug/L	10.0	1		04/25/14 12:55	108-10-1	
Styrene	ND	ug/L	5.0	1		04/25/14 12:55	100-42-5	
1,1,2,2-Tetrachloroethane	ND	ug/L	1.0	1		04/25/14 12:55	79-34-5	
Tetrachloroethene	ND	ug/L	5.0	1		04/25/14 12:55	127-18-4	
Toluene	ND	ug/L	5.0	1		04/25/14 12:55	108-88-3	
1,1,1-Trichloroethane	ND	ug/L	5.0	1		04/25/14 12:55	71-55-6	
1,1,2-Trichloroethane	ND	ug/L	5.0	1		04/25/14 12:55	79-00-5	
Trichloroethene	**390**	ug/L	25.0	5		04/28/14 12:33	79-01-6	
Vinyl chloride	ND	ug/L	2.0	1		04/25/14 12:55	75-01-4	
Xylene (Total)	ND	ug/L	5.0	1		04/25/14 12:55	1330-20-7	
Surrogates								
4-Bromofluorobenzene (S)	96	%	80-120	1		04/25/14 12:55	460-00-4	
1,2-Dichloroethane-d4 (S)	102	%	80-120	1		04/25/14 12:55	17060-07-0	
Toluene-d8 (S)	102	%	80-120	1		04/25/14 12:55	2037-26-5	
Preservation pH	**1.0**		0.10	1		04/25/14 12:55		

REPORT OF LABORATORY ANALYSIS

This report shall not be reproduced, except in full,
without the written consent of Pace Analytical Services, Inc..

Pace Analytical Services, Inc.
9608 Loiret Blvd.
Lenexa, KS 66219
(913)599-5665

ANALYTICAL RESULTS

Project: FORT SMITH, AR
Pace Project No.: 60167279

Sample: IW-121 **Lab ID: 60167279009** Collected: 04/15/14 15:24 Received: 04/17/14 08:30 Matrix: Water

Parameters	Results	Units	Report Limit	DF	Prepared	Analyzed	CAS No.	Qual
8260 MSV	Analytical Method: EPA 5030B/8260							
Acetone	**21.1**	ug/L	10.0	1		04/25/14 13:11	67-64-1	L1
Benzene	ND	ug/L	5.0	1		04/25/14 13:11	71-43-2	
Bromodichloromethane	ND	ug/L	5.0	1		04/25/14 13:11	75-27-4	
Bromoform	**2.0J**	ug/L	5.0	1		04/25/14 13:11	75-25-2	
Bromomethane	ND	ug/L	7.0	1		04/25/14 13:11	74-83-9	
2-Butanone (MEK)	**0.69J**	ug/L	10.0	1		04/25/14 13:11	78-93-3	
Carbon disulfide	ND	ug/L	10.0	1		04/25/14 13:11	75-15-0	
Carbon tetrachloride	ND	ug/L	5.0	1		04/25/14 13:11	56-23-5	
Chlorobenzene	ND	ug/L	5.0	1		04/25/14 13:11	108-90-7	
Chloroethane	ND	ug/L	10.0	1		04/25/14 13:11	75-00-3	
Chloroform	**0.33J**	ug/L	5.0	1		04/25/14 13:11	67-66-3	
Chloromethane	ND	ug/L	10.0	1		04/25/14 13:11	74-87-3	
Dibromochloromethane	ND	ug/L	5.0	1		04/25/14 13:11	124-48-1	
1,1-Dichloroethane	ND	ug/L	2.4	1		04/25/14 13:11	75-34-3	
1,2-Dichloroethane	**0.15J**	ug/L	5.0	1		04/25/14 13:11	107-06-2	
1,1-Dichloroethene	ND	ug/L	5.0	1		04/25/14 13:11	75-35-4	
cis-1,2-Dichloroethene	**11.7**	ug/L	5.0	1		04/25/14 13:11	156-59-2	
trans-1,2-Dichloroethene	**1.5J**	ug/L	5.0	1		04/25/14 13:11	156-60-5	
1,2-Dichloropropane	ND	ug/L	5.0	1		04/25/14 13:11	78-87-5	
cis-1,3-Dichloropropene	ND	ug/L	1.0	1		04/25/14 13:11	10061-01-5	
trans-1,3-Dichloropropene	ND	ug/L	1.0	1		04/25/14 13:11	10061-02-6	
Ethylbenzene	ND	ug/L	5.0	1		04/25/14 13:11	100-41-4	
2-Hexanone	ND	ug/L	10.0	1		04/25/14 13:11	591-78-6	
Methylene chloride	**0.23J**	ug/L	5.0	1		04/25/14 13:11	75-09-2	
4-Methyl-2-pentanone (MIBK)	ND	ug/L	10.0	1		04/25/14 13:11	108-10-1	
Styrene	ND	ug/L	5.0	1		04/25/14 13:11	100-42-5	
1,1,2,2-Tetrachloroethane	ND	ug/L	1.0	1		04/25/14 13:11	79-34-5	
Tetrachloroethene	ND	ug/L	5.0	1		04/25/14 13:11	127-18-4	
Toluene	ND	ug/L	5.0	1		04/25/14 13:11	108-88-3	
1,1,1-Trichloroethane	ND	ug/L	5.0	1		04/25/14 13:11	71-55-6	
1,1,2-Trichloroethane	ND	ug/L	5.0	1		04/25/14 13:11	79-00-5	
Trichloroethene	**445**	ug/L	25.0	5		04/28/14 12:48	79-01-6	
Vinyl chloride	ND	ug/L	2.0	1		04/25/14 13:11	75-01-4	
Xylene (Total)	ND	ug/L	5.0	1		04/25/14 13:11	1330-20-7	
Surrogates								
4-Bromofluorobenzene (S)	99	%	80-120	1		04/25/14 13:11	460-00-4	
1,2-Dichloroethane-d4 (S)	103	%	80-120	1		04/25/14 13:11	17060-07-0	
Toluene-d8 (S)	89	%	80-120	1		04/25/14 13:11	2037-26-5	
Preservation pH	**1.0**		0.10	1		04/25/14 13:11		

REPORT OF LABORATORY ANALYSIS

This report shall not be reproduced, except in full,
without the written consent of Pace Analytical Services, Inc..

Pace Analytical Services, Inc.
9608 Loiret Blvd.
Lenexa, KS 66219
(913)599-5665

ANALYTICAL RESULTS

Project: FORT SMITH, AR
Pace Project No.: 60167279

Sample: IW-122 **Lab ID: 60167279010** Collected: 04/15/14 16:16 Received: 04/17/14 08:30 Matrix: Water

Parameters	Results	Units	Report Limit	DF	Prepared	Analyzed	CAS No.	Qual
8260 MSV	Analytical Method: EPA 5030B/8260							
Acetone	**19.7**	ug/L	10.0	1		04/25/14 13:26	67-64-1	L1
Benzene	ND	ug/L	5.0	1		04/25/14 13:26	71-43-2	
Bromodichloromethane	ND	ug/L	5.0	1		04/25/14 13:26	75-27-4	
Bromoform	ND	ug/L	5.0	1		04/25/14 13:26	75-25-2	
Bromomethane	ND	ug/L	7.0	1		04/25/14 13:26	74-83-9	
2-Butanone (MEK)	ND	ug/L	10.0	1		04/25/14 13:26	78-93-3	
Carbon disulfide	ND	ug/L	10.0	1		04/25/14 13:26	75-15-0	
Carbon tetrachloride	ND	ug/L	5.0	1		04/25/14 13:26	56-23-5	
Chlorobenzene	ND	ug/L	5.0	1		04/25/14 13:26	108-90-7	
Chloroethane	ND	ug/L	10.0	1		04/25/14 13:26	75-00-3	
Chloroform	**0.41J**	ug/L	5.0	1		04/25/14 13:26	67-66-3	
Chloromethane	ND	ug/L	10.0	1		04/25/14 13:26	74-87-3	
Dibromochloromethane	ND	ug/L	5.0	1		04/25/14 13:26	124-48-1	
1,1-Dichloroethane	ND	ug/L	2.4	1		04/25/14 13:26	75-34-3	
1,2-Dichloroethane	ND	ug/L	5.0	1		04/25/14 13:26	107-06-2	
1,1-Dichloroethene	**0.39J**	ug/L	5.0	1		04/25/14 13:26	75-35-4	
cis-1,2-Dichloroethene	**10.0**	ug/L	5.0	1		04/25/14 13:26	156-59-2	
trans-1,2-Dichloroethene	**0.71J**	ug/L	5.0	1		04/25/14 13:26	156-60-5	
1,2-Dichloropropane	ND	ug/L	5.0	1		04/25/14 13:26	78-87-5	
cis-1,3-Dichloropropene	ND	ug/L	1.0	1		04/25/14 13:26	10061-01-5	
trans-1,3-Dichloropropene	ND	ug/L	1.0	1		04/25/14 13:26	10061-02-6	
Ethylbenzene	ND	ug/L	5.0	1		04/25/14 13:26	100-41-4	
2-Hexanone	ND	ug/L	10.0	1		04/25/14 13:26	591-78-6	
Methylene chloride	**0.27J**	ug/L	5.0	1		04/25/14 13:26	75-09-2	
4-Methyl-2-pentanone (MIBK)	ND	ug/L	10.0	1		04/25/14 13:26	108-10-1	
Styrene	ND	ug/L	5.0	1		04/25/14 13:26	100-42-5	
1,1,2,2-Tetrachloroethane	ND	ug/L	1.0	1		04/25/14 13:26	79-34-5	
Tetrachloroethene	ND	ug/L	5.0	1		04/25/14 13:26	127-18-4	
Toluene	ND	ug/L	5.0	1		04/25/14 13:26	108-88-3	
1,1,1-Trichloroethane	ND	ug/L	5.0	1		04/25/14 13:26	71-55-6	
1,1,2-Trichloroethane	ND	ug/L	5.0	1		04/25/14 13:26	79-00-5	
Trichloroethene	**384**	ug/L	25.0	5		04/28/14 13:00	79-01-6	
Vinyl chloride	ND	ug/L	2.0	1		04/25/14 13:26	75-01-4	
Xylene (Total)	ND	ug/L	5.0	1		04/25/14 13:26	1330-20-7	
Surrogates								
4-Bromofluorobenzene (S)	103	%	80-120	1		04/25/14 13:26	460-00-4	
1,2-Dichloroethane-d4 (S)	101	%	80-120	1		04/25/14 13:26	17060-07-0	
Toluene-d8 (S)	94	%	80-120	1		04/25/14 13:26	2037-26-5	
Preservation pH	**1.0**		0.10	1		04/25/14 13:26		

REPORT OF LABORATORY ANALYSIS

This report shall not be reproduced, except in full,
without the written consent of Pace Analytical Services, Inc..

Pace Analytical Services, Inc.
9608 Loiret Blvd.
Lenexa, KS 66219
(913)599-5665

ANALYTICAL RESULTS

Project: FORT SMITH, AR
Pace Project No.: 60167279

Sample: IW-123 **Lab ID: 60167279011** Collected: 04/15/14 17:14 Received: 04/17/14 08:30 Matrix: Water

Parameters	Results	Units	Report Limit	DF	Prepared	Analyzed	CAS No.	Qual
8260 MSV	Analytical Method: EPA 5030B/8260							
Acetone	**24.3**	ug/L	10.0	1		04/25/14 13:42	67-64-1	L1
Benzene	ND	ug/L	5.0	1		04/25/14 13:42	71-43-2	
Bromodichloromethane	ND	ug/L	5.0	1		04/25/14 13:42	75-27-4	
Bromoform	**1.5J**	ug/L	5.0	1		04/25/14 13:42	75-25-2	
Bromomethane	ND	ug/L	7.0	1		04/25/14 13:42	74-83-9	
2-Butanone (MEK)	ND	ug/L	10.0	1		04/25/14 13:42	78-93-3	
Carbon disulfide	**0.14J**	ug/L	10.0	1		04/25/14 13:42	75-15-0	
Carbon tetrachloride	ND	ug/L	5.0	1		04/25/14 13:42	56-23-5	
Chlorobenzene	ND	ug/L	5.0	1		04/25/14 13:42	108-90-7	
Chloroethane	ND	ug/L	10.0	1		04/25/14 13:42	75-00-3	
Chloroform	**0.39J**	ug/L	5.0	1		04/25/14 13:42	67-66-3	
Chloromethane	ND	ug/L	10.0	1		04/25/14 13:42	74-87-3	
Dibromochloromethane	ND	ug/L	5.0	1		04/25/14 13:42	124-48-1	
1,1-Dichloroethane	ND	ug/L	2.4	1		04/25/14 13:42	75-34-3	
1,2-Dichloroethane	ND	ug/L	5.0	1		04/25/14 13:42	107-06-2	
1,1-Dichloroethene	ND	ug/L	5.0	1		04/25/14 13:42	75-35-4	
cis-1,2-Dichloroethene	**10.0**	ug/L	5.0	1		04/25/14 13:42	156-59-2	
trans-1,2-Dichloroethene	**1.9J**	ug/L	5.0	1		04/25/14 13:42	156-60-5	
1,2-Dichloropropane	ND	ug/L	5.0	1		04/25/14 13:42	78-87-5	
cis-1,3-Dichloropropene	ND	ug/L	1.0	1		04/25/14 13:42	10061-01-5	
trans-1,3-Dichloropropene	ND	ug/L	1.0	1		04/25/14 13:42	10061-02-6	
Ethylbenzene	ND	ug/L	5.0	1		04/25/14 13:42	100-41-4	
2-Hexanone	ND	ug/L	10.0	1		04/25/14 13:42	591-78-6	
Methylene chloride	**0.21J**	ug/L	5.0	1		04/25/14 13:42	75-09-2	
4-Methyl-2-pentanone (MIBK)	ND	ug/L	10.0	1		04/25/14 13:42	108-10-1	
Styrene	ND	ug/L	5.0	1		04/25/14 13:42	100-42-5	
1,1,2,2-Tetrachloroethane	ND	ug/L	1.0	1		04/25/14 13:42	79-34-5	
Tetrachloroethene	ND	ug/L	5.0	1		04/25/14 13:42	127-18-4	
Toluene	ND	ug/L	5.0	1		04/25/14 13:42	108-88-3	
1,1,1-Trichloroethane	ND	ug/L	5.0	1		04/25/14 13:42	71-55-6	
1,1,2-Trichloroethane	ND	ug/L	5.0	1		04/25/14 13:42	79-00-5	
Trichloroethene	**488**	ug/L	50.0	10		04/28/14 13:14	79-01-6	
Vinyl chloride	ND	ug/L	2.0	1		04/25/14 13:42	75-01-4	
Xylene (Total)	ND	ug/L	5.0	1		04/25/14 13:42	1330-20-7	
Surrogates								
4-Bromofluorobenzene (S)	97	%	80-120	1		04/25/14 13:42	460-00-4	
1,2-Dichloroethane-d4 (S)	103	%	80-120	1		04/25/14 13:42	17060-07-0	
Toluene-d8 (S)	95	%	80-120	1		04/25/14 13:42	2037-26-5	
Preservation pH	**1.0**		0.10	1		04/25/14 13:42		

REPORT OF LABORATORY ANALYSIS

This report shall not be reproduced, except in full,
without the written consent of Pace Analytical Services, Inc..

Pace Analytical Services, Inc.
9608 Loiret Blvd.
Lenexa, KS 66219
(913)599-5665

ANALYTICAL RESULTS

Project: FORT SMITH, AR
Pace Project No.: 60167279

Sample: IW-124 **Lab ID: 60167279012** Collected: 04/15/14 17:56 Received: 04/17/14 08:30 Matrix: Water

Parameters	Results	Units	Report Limit	DF	Prepared	Analyzed	CAS No.	Qual
8260 MSV	Analytical Method: EPA 5030B/8260							
Acetone	ND	ug/L	10.0	1		04/25/14 13:57	67-64-1	L3
Benzene	ND	ug/L	5.0	1		04/25/14 13:57	71-43-2	
Bromodichloromethane	ND	ug/L	5.0	1		04/25/14 13:57	75-27-4	
Bromoform	ND	ug/L	5.0	1		04/25/14 13:57	75-25-2	
Bromomethane	ND	ug/L	7.0	1		04/25/14 13:57	74-83-9	
2-Butanone (MEK)	ND	ug/L	10.0	1		04/25/14 13:57	78-93-3	
Carbon disulfide	ND	ug/L	10.0	1		04/25/14 13:57	75-15-0	
Carbon tetrachloride	ND	ug/L	5.0	1		04/25/14 13:57	56-23-5	
Chlorobenzene	ND	ug/L	5.0	1		04/25/14 13:57	108-90-7	
Chloroethane	ND	ug/L	10.0	1		04/25/14 13:57	75-00-3	
Chloroform	**0.62J**	ug/L	5.0	1		04/25/14 13:57	67-66-3	
Chloromethane	ND	ug/L	10.0	1		04/25/14 13:57	74-87-3	
Dibromochloromethane	ND	ug/L	5.0	1		04/25/14 13:57	124-48-1	
1,1-Dichloroethane	ND	ug/L	2.4	1		04/25/14 13:57	75-34-3	
1,2-Dichloroethane	ND	ug/L	5.0	1		04/25/14 13:57	107-06-2	
1,1-Dichloroethene	**0.83J**	ug/L	5.0	1		04/25/14 13:57	75-35-4	
cis-1,2-Dichloroethene	**8.7**	ug/L	5.0	1		04/25/14 13:57	156-59-2	
trans-1,2-Dichloroethene	ND	ug/L	5.0	1		04/25/14 13:57	156-60-5	
1,2-Dichloropropane	ND	ug/L	5.0	1		04/25/14 13:57	78-87-5	
cis-1,3-Dichloropropene	ND	ug/L	1.0	1		04/25/14 13:57	10061-01-5	
trans-1,3-Dichloropropene	ND	ug/L	1.0	1		04/25/14 13:57	10061-02-6	
Ethylbenzene	ND	ug/L	5.0	1		04/25/14 13:57	100-41-4	
2-Hexanone	ND	ug/L	10.0	1		04/25/14 13:57	591-78-6	
Methylene chloride	**0.15J**	ug/L	5.0	1		04/25/14 13:57	75-09-2	
4-Methyl-2-pentanone (MIBK)	ND	ug/L	10.0	1		04/25/14 13:57	108-10-1	
Styrene	ND	ug/L	5.0	1		04/25/14 13:57	100-42-5	
1,1,2,2-Tetrachloroethane	ND	ug/L	1.0	1		04/25/14 13:57	79-34-5	
Tetrachloroethene	ND	ug/L	5.0	1		04/25/14 13:57	127-18-4	
Toluene	ND	ug/L	5.0	1		04/25/14 13:57	108-88-3	
1,1,1-Trichloroethane	ND	ug/L	5.0	1		04/25/14 13:57	71-55-6	
1,1,2-Trichloroethane	ND	ug/L	5.0	1		04/25/14 13:57	79-00-5	
Trichloroethene	**448**	ug/L	25.0	5		04/28/14 13:28	79-01-6	
Vinyl chloride	**0.26J**	ug/L	2.0	1		04/25/14 13:57	75-01-4	
Xylene (Total)	ND	ug/L	5.0	1		04/25/14 13:57	1330-20-7	
Surrogates								
4-Bromofluorobenzene (S)	89	%	80-120	1		04/25/14 13:57	460-00-4	
1,2-Dichloroethane-d4 (S)	106	%	80-120	1		04/25/14 13:57	17060-07-0	
Toluene-d8 (S)	104	%	80-120	1		04/25/14 13:57	2037-26-5	
Preservation pH	**1.0**		0.10	1		04/25/14 13:57		

REPORT OF LABORATORY ANALYSIS

This report shall not be reproduced, except in full,
without the written consent of Pace Analytical Services, Inc..

Pace Analytical Services, Inc.
9608 Loiret Blvd.
Lenexa, KS 66219
(913)599-5665

ANALYTICAL RESULTS

Project: FORT SMITH, AR
Pace Project No.: 60167279

Sample: IW-110 **Lab ID: 60167279013** Collected: 04/16/14 08:35 Received: 04/17/14 08:30 Matrix: Water

Parameters	Results	Units	Report Limit	DF	Prepared	Analyzed	CAS No.	Qual
8260 MSV	Analytical Method: EPA 5030B/8260							
Acetone	**24.0**	ug/L	10.0	1		04/25/14 14:12	67-64-1	L1
Benzene	ND	ug/L	5.0	1		04/25/14 14:12	71-43-2	
Bromodichloromethane	ND	ug/L	5.0	1		04/25/14 14:12	75-27-4	
Bromoform	**1.7J**	ug/L	5.0	1		04/25/14 14:12	75-25-2	
Bromomethane	ND	ug/L	7.0	1		04/25/14 14:12	74-83-9	
2-Butanone (MEK)	ND	ug/L	10.0	1		04/25/14 14:12	78-93-3	
Carbon disulfide	ND	ug/L	10.0	1		04/25/14 14:12	75-15-0	
Carbon tetrachloride	ND	ug/L	5.0	1		04/25/14 14:12	56-23-5	
Chlorobenzene	ND	ug/L	5.0	1		04/25/14 14:12	108-90-7	
Chloroethane	ND	ug/L	10.0	1		04/25/14 14:12	75-00-3	
Chloroform	**0.46J**	ug/L	5.0	1		04/25/14 14:12	67-66-3	
Chloromethane	ND	ug/L	10.0	1		04/25/14 14:12	74-87-3	
Dibromochloromethane	ND	ug/L	5.0	1		04/25/14 14:12	124-48-1	
1,1-Dichloroethane	ND	ug/L	2.4	1		04/25/14 14:12	75-34-3	
1,2-Dichloroethane	ND	ug/L	5.0	1		04/25/14 14:12	107-06-2	
1,1-Dichloroethene	**0.66J**	ug/L	5.0	1		04/25/14 14:12	75-35-4	
cis-1,2-Dichloroethene	**9.4**	ug/L	5.0	1		04/25/14 14:12	156-59-2	
trans-1,2-Dichloroethene	**0.61J**	ug/L	5.0	1		04/25/14 14:12	156-60-5	
1,2-Dichloropropane	ND	ug/L	5.0	1		04/25/14 14:12	78-87-5	
cis-1,3-Dichloropropene	ND	ug/L	1.0	1		04/25/14 14:12	10061-01-5	
trans-1,3-Dichloropropene	ND	ug/L	1.0	1		04/25/14 14:12	10061-02-6	
Ethylbenzene	ND	ug/L	5.0	1		04/25/14 14:12	100-41-4	
2-Hexanone	ND	ug/L	10.0	1		04/25/14 14:12	591-78-6	
Methylene chloride	**0.25J**	ug/L	5.0	1		04/25/14 14:12	75-09-2	
4-Methyl-2-pentanone (MIBK)	ND	ug/L	10.0	1		04/25/14 14:12	108-10-1	
Styrene	ND	ug/L	5.0	1		04/25/14 14:12	100-42-5	
1,1,2,2-Tetrachloroethane	ND	ug/L	1.0	1		04/25/14 14:12	79-34-5	
Tetrachloroethene	ND	ug/L	5.0	1		04/25/14 14:12	127-18-4	
Toluene	ND	ug/L	5.0	1		04/25/14 14:12	108-88-3	
1,1,1-Trichloroethane	ND	ug/L	5.0	1		04/25/14 14:12	71-55-6	
1,1,2-Trichloroethane	ND	ug/L	5.0	1		04/25/14 14:12	79-00-5	
Trichloroethene	**397**	ug/L	25.0	5		04/28/14 13:43	79-01-6	
Vinyl chloride	**0.17J**	ug/L	2.0	1		04/25/14 14:12	75-01-4	
Xylene (Total)	ND	ug/L	5.0	1		04/25/14 14:12	1330-20-7	
Surrogates								
4-Bromofluorobenzene (S)	95	%	80-120	1		04/25/14 14:12	460-00-4	
1,2-Dichloroethane-d4 (S)	103	%	80-120	1		04/25/14 14:12	17060-07-0	
Toluene-d8 (S)	99	%	80-120	1		04/25/14 14:12	2037-26-5	
Preservation pH	**1.0**		0.10	1		04/25/14 14:12		

REPORT OF LABORATORY ANALYSIS

This report shall not be reproduced, except in full,
without the written consent of Pace Analytical Services, Inc..

Pace Analytical Services, Inc.
9608 Loiret Blvd.
Lenexa, KS 66219
(913)599-5665

ANALYTICAL RESULTS

Project: FORT SMITH, AR
Pace Project No.: 60167279

Sample: IW-112 **Lab ID: 60167279014** Collected: 04/16/14 09:30 Received: 04/17/14 08:30 Matrix: Water

Parameters	Results	Units	Report Limit	DF	Prepared	Analyzed	CAS No.	Qual
8260 MSV	Analytical Method: EPA 5030B/8260							
Acetone	**28.7**	ug/L	10.0	1		04/25/14 14:28	67-64-1	L1
Benzene	ND	ug/L	5.0	1		04/25/14 14:28	71-43-2	
Bromodichloromethane	ND	ug/L	5.0	1		04/25/14 14:28	75-27-4	
Bromoform	ND	ug/L	5.0	1		04/25/14 14:28	75-25-2	
Bromomethane	ND	ug/L	7.0	1		04/25/14 14:28	74-83-9	
2-Butanone (MEK)	ND	ug/L	10.0	1		04/25/14 14:28	78-93-3	
Carbon disulfide	ND	ug/L	10.0	1		04/25/14 14:28	75-15-0	
Carbon tetrachloride	ND	ug/L	5.0	1		04/25/14 14:28	56-23-5	
Chlorobenzene	ND	ug/L	5.0	1		04/25/14 14:28	108-90-7	
Chloroethane	ND	ug/L	10.0	1		04/25/14 14:28	75-00-3	
Chloroform	**0.28J**	ug/L	5.0	1		04/25/14 14:28	67-66-3	
Chloromethane	**0.19J**	ug/L	10.0	1		04/25/14 14:28	74-87-3	
Dibromochloromethane	ND	ug/L	5.0	1		04/25/14 14:28	124-48-1	
1,1-Dichloroethane	ND	ug/L	2.4	1		04/25/14 14:28	75-34-3	
1,2-Dichloroethane	ND	ug/L	5.0	1		04/25/14 14:28	107-06-2	
1,1-Dichloroethene	ND	ug/L	5.0	1		04/25/14 14:28	75-35-4	
cis-1,2-Dichloroethene	**4.8J**	ug/L	5.0	1		04/25/14 14:28	156-59-2	
trans-1,2-Dichloroethene	**0.80J**	ug/L	5.0	1		04/25/14 14:28	156-60-5	
1,2-Dichloropropane	ND	ug/L	5.0	1		04/25/14 14:28	78-87-5	
cis-1,3-Dichloropropene	ND	ug/L	1.0	1		04/25/14 14:28	10061-01-5	
trans-1,3-Dichloropropene	ND	ug/L	1.0	1		04/25/14 14:28	10061-02-6	
Ethylbenzene	ND	ug/L	5.0	1		04/25/14 14:28	100-41-4	
2-Hexanone	ND	ug/L	10.0	1		04/25/14 14:28	591-78-6	
Methylene chloride	**0.26J**	ug/L	5.0	1		04/25/14 14:28	75-09-2	
4-Methyl-2-pentanone (MIBK)	ND	ug/L	10.0	1		04/25/14 14:28	108-10-1	
Styrene	ND	ug/L	5.0	1		04/25/14 14:28	100-42-5	
1,1,2,2-Tetrachloroethane	ND	ug/L	1.0	1		04/25/14 14:28	79-34-5	
Tetrachloroethene	ND	ug/L	5.0	1		04/25/14 14:28	127-18-4	
Toluene	ND	ug/L	5.0	1		04/25/14 14:28	108-88-3	
1,1,1-Trichloroethane	ND	ug/L	5.0	1		04/25/14 14:28	71-55-6	
1,1,2-Trichloroethane	ND	ug/L	5.0	1		04/25/14 14:28	79-00-5	
Trichloroethene	**200**	ug/L	10.0	2		04/28/14 13:57	79-01-6	
Vinyl chloride	ND	ug/L	2.0	1		04/25/14 14:28	75-01-4	
Xylene (Total)	ND	ug/L	5.0	1		04/25/14 14:28	1330-20-7	
Surrogates								
4-Bromofluorobenzene (S)	100	%	80-120	1		04/25/14 14:28	460-00-4	
1,2-Dichloroethane-d4 (S)	107	%	80-120	1		04/25/14 14:28	17060-07-0	
Toluene-d8 (S)	95	%	80-120	1		04/25/14 14:28	2037-26-5	
Preservation pH	**1.0**		0.10	1		04/25/14 14:28		

REPORT OF LABORATORY ANALYSIS

This report shall not be reproduced, except in full,
without the written consent of Pace Analytical Services, Inc..

Pace Analytical Services, Inc.
9608 Loiret Blvd.
Lenexa, KS 66219
(913)599-5665

ANALYTICAL RESULTS

Project: FORT SMITH, AR
Pace Project No.: 60167279

Sample: TRIP BLANK **Lab ID: 60167279015** Collected: Received: 04/18/14 17:14 Matrix: Water

Parameters	Results	Units	Report Limit	DF	Prepared	Analyzed	CAS No.	Qual
8260 MSV	Analytical Method: EPA 5030B/8260							
Acetone	**2.2J**	ug/L	10.0	1		04/25/14 10:09	67-64-1	
Benzene	ND	ug/L	5.0	1		04/25/14 10:09	71-43-2	
Bromodichloromethane	ND	ug/L	5.0	1		04/25/14 10:09	75-27-4	
Bromoform	ND	ug/L	5.0	1		04/25/14 10:09	75-25-2	
Bromomethane	ND	ug/L	7.0	1		04/25/14 10:09	74-83-9	
2-Butanone (MEK)	ND	ug/L	10.0	1		04/25/14 10:09	78-93-3	
Carbon disulfide	**0.20J**	ug/L	10.0	1		04/25/14 10:09	75-15-0	B
Carbon tetrachloride	ND	ug/L	5.0	1		04/25/14 10:09	56-23-5	
Chlorobenzene	ND	ug/L	5.0	1		04/25/14 10:09	108-90-7	
Chloroethane	ND	ug/L	10.0	1		04/25/14 10:09	75-00-3	
Chloroform	ND	ug/L	5.0	1		04/25/14 10:09	67-66-3	
Chloromethane	ND	ug/L	10.0	1		04/25/14 10:09	74-87-3	
Dibromochloromethane	ND	ug/L	5.0	1		04/25/14 10:09	124-48-1	
1,1-Dichloroethane	ND	ug/L	2.4	1		04/25/14 10:09	75-34-3	
1,2-Dichloroethane	ND	ug/L	5.0	1		04/25/14 10:09	107-06-2	
1,1-Dichloroethene	ND	ug/L	5.0	1		04/25/14 10:09	75-35-4	
cis-1,2-Dichloroethene	ND	ug/L	5.0	1		04/25/14 10:09	156-59-2	
trans-1,2-Dichloroethene	ND	ug/L	5.0	1		04/25/14 10:09	156-60-5	
1,2-Dichloropropane	ND	ug/L	5.0	1		04/25/14 10:09	78-87-5	
cis-1,3-Dichloropropene	ND	ug/L	1.0	1		04/25/14 10:09	10061-01-5	
trans-1,3-Dichloropropene	ND	ug/L	1.0	1		04/25/14 10:09	10061-02-6	
Ethylbenzene	ND	ug/L	5.0	1		04/25/14 10:09	100-41-4	
2-Hexanone	ND	ug/L	10.0	1		04/25/14 10:09	591-78-6	
Methylene chloride	**0.34J**	ug/L	5.0	1		04/25/14 10:09	75-09-2	B
4-Methyl-2-pentanone (MIBK)	ND	ug/L	10.0	1		04/25/14 10:09	108-10-1	
Styrene	ND	ug/L	5.0	1		04/25/14 10:09	100-42-5	
1,1,2,2-Tetrachloroethane	ND	ug/L	1.0	1		04/25/14 10:09	79-34-5	
Tetrachloroethene	ND	ug/L	5.0	1		04/25/14 10:09	127-18-4	
Toluene	ND	ug/L	5.0	1		04/25/14 10:09	108-88-3	
1,1,1-Trichloroethane	ND	ug/L	5.0	1		04/25/14 10:09	71-55-6	
1,1,2-Trichloroethane	ND	ug/L	5.0	1		04/25/14 10:09	79-00-5	
Trichloroethene	ND	ug/L	5.0	1		04/25/14 10:09	79-01-6	
Vinyl chloride	ND	ug/L	2.0	1		04/25/14 10:09	75-01-4	
Xylene (Total)	ND	ug/L	5.0	1		04/25/14 10:09	1330-20-7	
Surrogates								
4-Bromofluorobenzene (S)	104	%	80-120	1		04/25/14 10:09	460-00-4	
1,2-Dichloroethane-d4 (S)	95	%	80-120	1		04/25/14 10:09	17060-07-0	
Toluene-d8 (S)	106	%	80-120	1		04/25/14 10:09	2037-26-5	
Preservation pH	**1.0**		0.10	1		04/25/14 10:09		

REPORT OF LABORATORY ANALYSIS

This report shall not be reproduced, except in full,
without the written consent of Pace Analytical Services, Inc..

Pace Analytical Services, Inc.
9608 Loiret Blvd.
Lenexa, KS 66219
(913)599-5665

QUALITY CONTROL DATA

Project: FORT SMITH, AR
Pace Project No.: 60167279

QC Batch: MSV/61122 Analysis Method: EPA 5030B/8260
QC Batch Method: EPA 5030B/8260 Analysis Description: 8260 MSV Water 10 mL Purge
Associated Lab Samples: 60167279001, 60167279002, 60167279003, 60167279004, 60167279005, 60167279006, 60167279007, 60167279008, 60167279009, 60167279010, 60167279011, 60167279012, 60167279013, 60167279014

METHOD BLANK: 1366635 Matrix: Water
Associated Lab Samples: 60167279001, 60167279002, 60167279003, 60167279004, 60167279005, 60167279006, 60167279007, 60167279008, 60167279009, 60167279010, 60167279011, 60167279012, 60167279013, 60167279014

Parameter	Units	Blank Result	Reporting Limit	Analyzed	Qualifiers
1,1,1-Trichloroethane	ug/L	ND	5.0	04/25/14 10:07	
1,1,2,2-Tetrachloroethane	ug/L	ND	1.0	04/25/14 10:07	
1,1,2-Trichloroethane	ug/L	ND	5.0	04/25/14 10:07	
1,1-Dichloroethane	ug/L	ND	2.4	04/25/14 10:07	
1,1-Dichloroethene	ug/L	ND	5.0	04/25/14 10:07	
1,2-Dichloroethane	ug/L	ND	5.0	04/25/14 10:07	
1,2-Dichloropropane	ug/L	ND	5.0	04/25/14 10:07	
2-Butanone (MEK)	ug/L	ND	10.0	04/25/14 10:07	
2-Hexanone	ug/L	ND	10.0	04/25/14 10:07	
4-Methyl-2-pentanone (MIBK)	ug/L	ND	10.0	04/25/14 10:07	
Acetone	ug/L	ND	10.0	04/25/14 10:07	
Benzene	ug/L	ND	5.0	04/25/14 10:07	
Bromodichloromethane	ug/L	ND	5.0	04/25/14 10:07	
Bromoform	ug/L	ND	5.0	04/25/14 10:07	
Bromomethane	ug/L	ND	7.0	04/25/14 10:07	
Carbon disulfide	ug/L	ND	10.0	04/25/14 10:07	
Carbon tetrachloride	ug/L	ND	5.0	04/25/14 10:07	
Chlorobenzene	ug/L	ND	5.0	04/25/14 10:07	
Chloroethane	ug/L	ND	10.0	04/25/14 10:07	
Chloroform	ug/L	ND	5.0	04/25/14 10:07	
Chloromethane	ug/L	ND	10.0	04/25/14 10:07	
cis-1,2-Dichloroethene	ug/L	ND	5.0	04/25/14 10:07	
cis-1,3-Dichloropropene	ug/L	ND	1.0	04/25/14 10:07	
Dibromochloromethane	ug/L	ND	5.0	04/25/14 10:07	
Ethylbenzene	ug/L	ND	5.0	04/25/14 10:07	
Methylene chloride	ug/L	ND	5.0	04/25/14 10:07	
Styrene	ug/L	ND	5.0	04/25/14 10:07	
Tetrachloroethene	ug/L	ND	5.0	04/25/14 10:07	
Toluene	ug/L	ND	5.0	04/25/14 10:07	
trans-1,2-Dichloroethene	ug/L	ND	5.0	04/25/14 10:07	
trans-1,3-Dichloropropene	ug/L	ND	1.0	04/25/14 10:07	
Vinyl chloride	ug/L	ND	2.0	04/25/14 10:07	
Xylene (Total)	ug/L	ND	5.0	04/25/14 10:07	
1,2-Dichloroethane-d4 (S)	%	101	80-120	04/25/14 10:07	
4-Bromofluorobenzene (S)	%	97	80-120	04/25/14 10:07	
Toluene-d8 (S)	%	95	80-120	04/25/14 10:07	

REPORT OF LABORATORY ANALYSIS

This report shall not be reproduced, except in full,
without the written consent of Pace Analytical Services, Inc..

Pace Analytical Services, Inc.
9608 Loiret Blvd.
Lenexa, KS 66219
(913)599-5665

QUALITY CONTROL DATA

Project: FORT SMITH, AR
Pace Project No.: 60167279

LABORATORY CONTROL SAMPLE: 1366636

Parameter	Units	Spike Conc.	LCS Result	LCS % Rec	% Rec Limits	Qualifiers
1,1,1-Trichloroethane	ug/L	20	20.6	103	80-121	
1,1,2,2-Tetrachloroethane	ug/L	20	22.9	115	73-124	
1,1,2-Trichloroethane	ug/L	20	20.8	104	80-120	
1,1-Dichloroethane	ug/L	20	20.0	100	77-120	
1,1-Dichloroethene	ug/L	20	20.3	102	78-126	
1,2-Dichloroethane	ug/L	20	22.5	112	77-123	
1,2-Dichloropropane	ug/L	20	19.5	97	80-121	
2-Butanone (MEK)	ug/L	100	99.5	100	52-145	
2-Hexanone	ug/L	100	114	114	57-139	
4-Methyl-2-pentanone (MIBK)	ug/L	100	114	114	71-131	
Acetone	ug/L	100	211	211	32-155	L0
Benzene	ug/L	20	20.8	104	80-120	
Bromodichloromethane	ug/L	20	22.8	114	80-120	
Bromoform	ug/L	20	18.3	91	73-124	
Bromomethane	ug/L	20	23.6	118	31-144	
Carbon disulfide	ug/L	20	24.5	122	65-125	
Carbon tetrachloride	ug/L	20	21.0	105	78-128	
Chlorobenzene	ug/L	20	21.4	107	80-120	
Chloroethane	ug/L	20	24.8	124	55-137	
Chloroform	ug/L	20	20.5	103	79-120	
Chloromethane	ug/L	20	19.5	98	22-138	
cis-1,2-Dichloroethene	ug/L	20	20.0	100	80-120	
cis-1,3-Dichloropropene	ug/L	20	20.1	101	80-120	
Dibromochloromethane	ug/L	20	22.4	112	80-120	
Ethylbenzene	ug/L	20	20.2	101	80-121	
Methylene chloride	ug/L	20	19.8	99	73-126	
Styrene	ug/L	20	22.4	112	80-120	
Tetrachloroethene	ug/L	20	20.9	105	80-121	
Toluene	ug/L	20	19.5	97	80-122	
trans-1,2-Dichloroethene	ug/L	20	18.6	93	79-121	
trans-1,3-Dichloropropene	ug/L	20	20.1	100	80-127	
Vinyl chloride	ug/L	20	19.8	99	59-120	
Xylene (Total)	ug/L	60	63.0	105	80-121	
1,2-Dichloroethane-d4 (S)	%			103	80-120	
4-Bromofluorobenzene (S)	%			112	80-120	
Toluene-d8 (S)	%			92	80-120	

REPORT OF LABORATORY ANALYSIS

This report shall not be reproduced, except in full,
without the written consent of Pace Analytical Services, Inc..

Pace Analytical Services, Inc.
9608 Loiret Blvd.
Lenexa, KS 66219
(913)599-5665

QUALITY CONTROL DATA

Project: FORT SMITH, AR
Pace Project No.: 60167279

QC Batch: MSV/61128
QC Batch Method: EPA 5030B/8260
Analysis Method: EPA 5030B/8260
Analysis Description: 8260 MSV Water 10 mL Purge
Associated Lab Samples: 60167279015

METHOD BLANK: 1366866
Matrix: Water
Associated Lab Samples: 60167279015

Parameter	Units	Blank Result	Reporting Limit	Analyzed	Qualifiers
1,1,1-Trichloroethane	ug/L	ND	5.0	04/25/14 09:48	
1,1,2,2-Tetrachloroethane	ug/L	ND	1.0	04/25/14 09:48	
1,1,2-Trichloroethane	ug/L	ND	5.0	04/25/14 09:48	
1,1-Dichloroethane	ug/L	ND	2.4	04/25/14 09:48	
1,1-Dichloroethene	ug/L	ND	5.0	04/25/14 09:48	
1,2-Dichloroethane	ug/L	ND	5.0	04/25/14 09:48	
1,2-Dichloropropane	ug/L	ND	5.0	04/25/14 09:48	
2-Butanone (MEK)	ug/L	ND	10.0	04/25/14 09:48	
2-Hexanone	ug/L	ND	10.0	04/25/14 09:48	
4-Methyl-2-pentanone (MIBK)	ug/L	1.4J	10.0	04/25/14 09:48	
Acetone	ug/L	ND	10.0	04/25/14 09:48	
Benzene	ug/L	ND	5.0	04/25/14 09:48	
Bromodichloromethane	ug/L	ND	5.0	04/25/14 09:48	
Bromoform	ug/L	0.55J	5.0	04/25/14 09:48	
Bromomethane	ug/L	1.7J	7.0	04/25/14 09:48	
Carbon disulfide	ug/L	0.22J	10.0	04/25/14 09:48	
Carbon tetrachloride	ug/L	ND	5.0	04/25/14 09:48	
Chlorobenzene	ug/L	ND	5.0	04/25/14 09:48	
Chloroethane	ug/L	0.92J	10.0	04/25/14 09:48	
Chloroform	ug/L	ND	5.0	04/25/14 09:48	
Chloromethane	ug/L	0.090J	10.0	04/25/14 09:48	
cis-1,2-Dichloroethene	ug/L	ND	5.0	04/25/14 09:48	
cis-1,3-Dichloropropene	ug/L	ND	1.0	04/25/14 09:48	
Dibromochloromethane	ug/L	ND	5.0	04/25/14 09:48	
Ethylbenzene	ug/L	ND	5.0	04/25/14 09:48	
Methylene chloride	ug/L	0.73J	5.0	04/25/14 09:48	
Styrene	ug/L	ND	5.0	04/25/14 09:48	
Tetrachloroethene	ug/L	ND	5.0	04/25/14 09:48	
Toluene	ug/L	ND	5.0	04/25/14 09:48	
trans-1,2-Dichloroethene	ug/L	ND	5.0	04/25/14 09:48	
trans-1,3-Dichloropropene	ug/L	ND	1.0	04/25/14 09:48	
Trichloroethene	ug/L	ND	5.0	04/25/14 09:48	
Vinyl chloride	ug/L	ND	2.0	04/25/14 09:48	
Xylene (Total)	ug/L	ND	5.0	04/25/14 09:48	
1,2-Dichloroethane-d4 (S)	%	100	80-120	04/25/14 09:48	
4-Bromofluorobenzene (S)	%	105	80-120	04/25/14 09:48	
Toluene-d8 (S)	%	94	80-120	04/25/14 09:48	

This report shall not be reproduced, except in full,
without the written consent of Pace Analytical Services, Inc..

Pace Analytical Services, Inc.
9608 Loiret Blvd.
Lenexa, KS 66219
(913)599-5665

QUALITY CONTROL DATA

Project: FORT SMITH, AR
Pace Project No.: 60167279

LABORATORY CONTROL SAMPLE: 1366867

Parameter	Units	Spike Conc.	LCS Result	LCS % Rec	% Rec Limits	Qualifiers
1,1,1-Trichloroethane	ug/L	20	20.5	103	80-121	
1,1,2,2-Tetrachloroethane	ug/L	20	20.4	102	73-124	
1,1,2-Trichloroethane	ug/L	20	22.0	110	80-120	
1,1-Dichloroethane	ug/L	20	19.3	96	77-120	
1,1-Dichloroethene	ug/L	20	20.6	103	78-126	
1,2-Dichloroethane	ug/L	20	19.0	95	77-123	
1,2-Dichloropropane	ug/L	20	21.1	106	80-121	
2-Butanone (MEK)	ug/L	100	97.2	97	52-145	
2-Hexanone	ug/L	100	101	101	57-139	
4-Methyl-2-pentanone (MIBK)	ug/L	100	105	105	71-131	
Acetone	ug/L	100	91.2	91	32-155	
Benzene	ug/L	20	21.3	107	80-120	
Bromodichloromethane	ug/L	20	20.8	104	80-120	
Bromoform	ug/L	20	21.5	107	73-124	
Bromomethane	ug/L	20	18.3	92	31-144	
Carbon disulfide	ug/L	20	22.9	114	65-125	
Carbon tetrachloride	ug/L	20	19.3	96	78-128	
Chlorobenzene	ug/L	20	21.8	109	80-120	
Chloroethane	ug/L	20	19.7	99	55-137	
Chloroform	ug/L	20	20.3	101	79-120	
Chloromethane	ug/L	20	12.1	60	22-138	
cis-1,2-Dichloroethene	ug/L	20	20.9	105	80-120	
cis-1,3-Dichloropropene	ug/L	20	21.4	107	80-120	
Dibromochloromethane	ug/L	20	20.6	103	80-120	
Ethylbenzene	ug/L	20	20.5	102	80-121	
Methylene chloride	ug/L	20	18.4	92	73-126	
Styrene	ug/L	20	20.8	104	80-120	
Tetrachloroethene	ug/L	20	21.6	108	80-121	
Toluene	ug/L	20	21.7	109	80-122	
trans-1,2-Dichloroethene	ug/L	20	20.4	102	79-121	
trans-1,3-Dichloropropene	ug/L	20	21.2	106	80-127	
Trichloroethene	ug/L	20	20.9	104	80-120	
Vinyl chloride	ug/L	20	19.5	98	59-120	
Xylene (Total)	ug/L	60	61.8	103	80-121	
1,2-Dichloroethane-d4 (S)	%			96	80-120	
4-Bromofluorobenzene (S)	%			97	80-120	
Toluene-d8 (S)	%			102	80-120	

This report shall not be reproduced, except in full,
without the written consent of Pace Analytical Services, Inc..

Pace Analytical Services, Inc.
9608 Loiret Blvd.
Lenexa, KS 66219
(913)599-5665

QUALITY CONTROL DATA

Project: FORT SMITH, AR
Pace Project No.: 60167279

QC Batch: MSV/61174 Analysis Method: EPA 5030B/8260
QC Batch Method: EPA 5030B/8260 Analysis Description: 8260 MSV Water 10 mL Purge
Associated Lab Samples: 60167279001, 60167279002, 60167279003, 60167279004, 60167279005, 60167279006, 60167279007, 60167279008, 60167279009, 60167279010, 60167279011, 60167279012, 60167279013, 60167279014

METHOD BLANK: 1368273 Matrix: Water
Associated Lab Samples: 60167279001, 60167279002, 60167279003, 60167279004, 60167279005, 60167279006, 60167279007, 60167279008, 60167279009, 60167279010, 60167279011, 60167279012, 60167279013, 60167279014

Parameter	Units	Blank Result	Reporting Limit	Analyzed	Qualifiers
Trichloroethene	ug/L	ND	5.0	04/28/14 10:40	
1,2-Dichloroethane-d4 (S)	%	97	80-120	04/28/14 10:40	
4-Bromofluorobenzene (S)	%	98	80-120	04/28/14 10:40	
Toluene-d8 (S)	%	94	80-120	04/28/14 10:40	

LABORATORY CONTROL SAMPLE: 1368274

Parameter	Units	Spike Conc.	LCS Result	LCS % Rec	% Rec Limits	Qualifiers
Trichloroethene	ug/L	20	20.9	105	80-120	
1,2-Dichloroethane-d4 (S)	%			96	80-120	
4-Bromofluorobenzene (S)	%			102	80-120	
Toluene-d8 (S)	%			95	80-120	

This report shall not be reproduced, except in full,
without the written consent of Pace Analytical Services, Inc..

Pace Analytical Services, Inc.
9608 Loiret Blvd.
Lenexa, KS 66219
(913)599-5665

QUALIFIERS

Project: FORT SMITH, AR
Pace Project No.: 60167279

DEFINITIONS

DF - Dilution Factor, if reported, represents the factor applied to the reported data due to changes in sample preparation, dilution of the sample aliquot, or moisture content.

ND - Not Detected at or above adjusted reporting limit.

J - Estimated concentration above the adjusted method detection limit and below the adjusted reporting limit.

MDL - Adjusted Method Detection Limit.

PRL - Pace Reporting Limit.

RL - Reporting Limit.

S - Surrogate

1,2-Diphenylhydrazine (8270 listed analyte) decomposes to Azobenzene.

Consistent with EPA guidelines, unrounded data are displayed and have been used to calculate % recovery and RPD values.

LCS(D) - Laboratory Control Sample (Duplicate)

MS(D) - Matrix Spike (Duplicate)

DUP - Sample Duplicate

RPD - Relative Percent Difference

NC - Not Calculable.

SG - Silica Gel - Clean-Up

U - Indicates the compound was analyzed for, but not detected.

N-Nitrosodiphenylamine decomposes and cannot be separated from Diphenylamine using Method 8270. The result reported for each analyte is a combined concentration.

Pace Analytical is TNI accredited. Contact your Pace PM for the current list of accredited analytes.

TNI - The NELAC Institute.

BATCH QUALIFIERS

Batch: MSV/61122

[M5] A matrix spike/matrix spike duplicate was not performed for this batch due to insufficient sample volume.

Batch: MSV/61128

[M5] A matrix spike/matrix spike duplicate was not performed for this batch due to insufficient sample volume.

Batch: MSV/61174

[M5] A matrix spike/matrix spike duplicate was not performed for this batch due to insufficient sample volume.

ANALYTE QUALIFIERS

B	Analyte was detected in the associated method blank.
L0	Analyte recovery in the laboratory control sample (LCS) was outside QC limits.
L1	Analyte recovery in the laboratory control sample (LCS) was above QC limits. Results for this analyte in associated samples may be biased high.
L3	Analyte recovery in the laboratory control sample (LCS) exceeded QC limits. Analyte presence below reporting limits in associated samples. Results unaffected by high bias.

This report shall not be reproduced, except in full,
without the written consent of Pace Analytical Services, Inc..

Pace Analytical Services, Inc.
9608 Loiret Blvd.
Lenexa, KS 66219
(913)599-5665

QUALITY CONTROL DATA CROSS REFERENCE TABLE

Project: FORT SMITH, AR
Pace Project No.: 60167279

Lab ID	Sample ID	QC Batch Method	QC Batch	Analytical Method	Analytical Batch
60167279001	**IW-113**	EPA 5030B/8260	MSV/61122		
60167279001	**IW-113**	EPA 5030B/8260	MSV/61174		
60167279002	**IW-114**	EPA 5030B/8260	MSV/61122		
60167279002	**IW-114**	EPA 5030B/8260	MSV/61174		
60167279003	**IW-115**	EPA 5030B/8260	MSV/61122		
60167279003	**IW-115**	EPA 5030B/8260	MSV/61174		
60167279004	**IW-116**	EPA 5030B/8260	MSV/61122		
60167279004	**IW-116**	EPA 5030B/8260	MSV/61174		
60167279005	**IW-117**	EPA 5030B/8260	MSV/61122		
60167279005	**IW-117**	EPA 5030B/8260	MSV/61174		
60167279006	**IW-118**	EPA 5030B/8260	MSV/61122		
60167279006	**IW-118**	EPA 5030B/8260	MSV/61174		
60167279007	**IW-119**	EPA 5030B/8260	MSV/61122		
60167279007	**IW-119**	EPA 5030B/8260	MSV/61174		
60167279008	**IW-120**	EPA 5030B/8260	MSV/61122		
60167279008	**IW-120**	EPA 5030B/8260	MSV/61174		
60167279009	**IW-121**	EPA 5030B/8260	MSV/61122		
60167279009	**IW-121**	EPA 5030B/8260	MSV/61174		
60167279010	**IW-122**	EPA 5030B/8260	MSV/61122		
60167279010	**IW-122**	EPA 5030B/8260	MSV/61174		
60167279011	**IW-123**	EPA 5030B/8260	MSV/61122		
60167279011	**IW-123**	EPA 5030B/8260	MSV/61174		
60167279012	**IW-124**	EPA 5030B/8260	MSV/61122		
60167279012	**IW-124**	EPA 5030B/8260	MSV/61174		
60167279013	**IW-110**	EPA 5030B/8260	MSV/61122		
60167279013	**IW-110**	EPA 5030B/8260	MSV/61174		
60167279014	**IW-112**	EPA 5030B/8260	MSV/61122		
60167279014	**IW-112**	EPA 5030B/8260	MSV/61174		
60167279015	**TRIP BLANK**	EPA 5030B/8260	MSV/61128		

This report shall not be reproduced, except in full,
without the written consent of Pace Analytical Services, Inc..

Pace Analytical
www.pacelabs.com

Sample Condition Upon Receipt

WO# : 60167279

60167279

Client Name: Environ

Optional
Proj Due Date:
Proj Name:

Courier: Fed Ex ☑ UPS ☐ USPS ☐ Client ☐ Commercial ☐ Pace ☐ Other ☐

Tracking #: 8043 8653 0085 Pace Shipping Label Used? Yes ☐ No ☑

Custody Seal on Cooler/Box Present: Yes ☑ No ☐ Seals intact: Yes ☑ No ☐

Packing Material: Bubble Wrap ☐ Bubble Bags ☐ Foam ☐ None ☐ Other ☑ Zpic

Thermometer Used: T-239 / T-194 **Type of Ice:** (Wet) Blue None ☐ Samples received on ice, cooling process has begun.
(circle one)

Cooler Temperature: 2.0

Temperature should be above freezing to 6°C

Date and initials of person examining contents: 4/17/14 BA

Chain of Custody present:	☑Yes ☐No ☐N/A	1.
Chain of Custody filled out:	☑Yes ☐No ☐N/A	2.
Chain of Custody relinquished:	☑Yes ☐No ☐N/A	3.
Sampler name & signature on COC:	☑Yes ☐No ☐N/A	4.
Samples arrived within holding time:	☑Yes ☐No ☐N/A	5.
Short Hold Time analyses (<72hr):	☐Yes ☑No ☐N/A	6.
Rush Turn Around Time requested:	☐Yes ☑No ☐N/A	7.
Sufficient volume:	☑Yes ☐No ☐N/A (BA 4/17/14)	8.
Correct containers used:	☑Yes ☐No ☐N/A	
Pace containers used:	☑Yes ☐No ☐N/A	9.
Containers intact:	☑Yes ☑No ☐N/A	10. 1 of 3 MW-24
Unpreserved 5035A soils frozen w/in 48hrs?	☑Yes ☐No ☑N/A (BA 4/17/14)	11.
Filtered volume received for dissolved tests?	☐Yes ☐No ☑N/A	12.
Sample labels match COC:	☑Yes ☐No ☐N/A	
Includes date/time/ID/analyses Matrix: WT		13.
All containers needing preservation have been checked.	☐Yes ☐No ☑N/A	
All containers needing preservation are found to be in compliance with EPA recommendation.	☐Yes ☐No ☑N/A	14.
Exceptions: (VOA), coliform, TOC, O&G, WI-DRO (water), Phenolics	☑Yes ☐No	Initial when completed / Lot # of added preservative
Trip Blank present:	☑Yes ☐No ☐N/A	
Pace Trip Blank lot # (if purchased): 031714-38FD		15.
Headspace in VOA vials (>6mm):	☐Yes ☑No ☐N/A	16.
Project sampled in USDA Regulated Area:	☐Yes ☐No ☑N/A	17. List State:

Client Notification/ Resolution: Copy COC to Client? Y / N Field Data Required? Y / N

Person Contacted: _____ Date/Time: _____

Comments/ Resolution: _____

Project Manager Review: MW Date: 4/18/14

Pace Analytical
www.pacelabs.com

The Chain-of-Custody is a LEGAL DOCUMENT. All relevant fields must be completed accurately.

Page: 1 of 2

Section A Required Client Information:		Section B Required Project Information:		Section C Invoice Information:	
Company:	Environ	Report To:	Wendy Stonestreet	Attention:	
Address:	7500 College Blvd., Ste. 925	Copy To:		Company Name:	
	Overland Park, KS 66210			Address:	
Email To:	wstonestreet@environcorp.com	Purchase Order No.:		Pace Quote Reference:	
Phone:	913-553-5926 Fax:	Project Name:	Fort Smith, AR	Pace Project Manager:	MJ Walls
Requested Due Date/TAT:		Project Number:	3433253A	Pace Profile #:	7444, line 1

REGULATORY AGENCY

☐ NPDES ☐ GROUND WATER ☐ DRINKING WATER
☐ UST ☐ RCRA ☐ OTHER _____

Site Location STATE: AR

Section D Required Client Information

Valid Matrix Codes

MATRIX	CODE
DRINKING WATER	DW
WATER	WT
WASTE WATER	WW
PRODUCT	P
SOIL/SOLID	SL
OIL	OL
WIPE	WP
AIR	AR
OTHER	OT
TISSUE	TS

SAMPLE ID (A-Z, 0-9 / ,-) Sample IDs MUST BE UNIQUE

Requested Analysis Filtered (Y/N)

ITEM #	SAMPLE ID	MATRIX CODE (see valid codes to left)	SAMPLE TYPE (G=GRAB C=COMP)	COLLECTED COMPOSITE START DATE	COLLECTED COMPOSITE START TIME	COLLECTED COMPOSITE END/GRAB DATE	COLLECTED COMPOSITE END/GRAB TIME	SAMPLE TEMP AT COLLECTION	# OF CONTAINERS	Unpreserved	H_2SO_4	HNO_3	HCl	NaOH	$Na_2S_2O_3$	Methanol	Other	Analysis Test (Y/N)	8260 client specific list	Residual Chlorine (Y/N)	Pace Project No./ Lab I.D.
1	IMW-13	WT	G	4/14/14	ME	4/14/14	1545		3				X						X		3DG9H 001
2	IMW-14	WT	G	4/14/14	ME	4/14/14	1705												X		002
3	IMW-15	WT	G	4/14/14	ME	4/14/14	1752												X		003
4	IMW-16	WT	G	4/15/14	ME	4/15/14	0850												X		004
5	IMW-17	WT	G	4/15/14	ME	4/15/14	1000												X		005
6	IMW-18	WT	G	4/15/14	ME	4/15/14	1115												X		006
7	IMW-19	WT	G	4/15/14	ME	4/15/14	1337												X		007
8	IMW-20	WT	G	4/15/14	ME	4/15/14	1432												X		008
9	IMW-21	WT	G	4/15/14	ME	4/15/14	1524												X		009
10	IMW-22	WT	G	4/15/14	ME	4/15/14	1616												X		010
11	IMW-23	WT	G	4/15/14	ME	4/15/14	1714												X		011
12	IMW-24	WT	G	4/15/14	ME	4/15/14	1756		3				X						X		2DG9H 012

6 0147279

ADDITIONAL COMMENTS	RELINQUISHED BY / AFFILIATION	DATE	TIME	ACCEPTED BY / AFFILIATION	DATE	TIME	SAMPLE CONDITIONS: Temp in °C	Received on Ice (Y/N)	Custody Sealed Cooler (Y/N)	Samples Intact (Y/N)
	Jeff Melson / ENVIRON	4/16/14	0957	Bernell [illegible] / PASI KS	4/17/14	0830	2.0	Y	Y	N

SAMPLER NAME AND SIGNATURE

PRINT Name of SAMPLER: Michael Eddings / Jeff Melson

SIGNATURE of SAMPLER: [signature] / Jeff [signature] DATE Signed (MM/DD/YY): 4/16/14

*Important Note: By signing this form you are accepting Pace's NET 30 day payment terms and agreeing to late charges of 1.5% per month for any invoices not paid within 30 days.

F-ALL-Q-020rev.07, 15-Feb-2007

Pace Analytical
www.pacelabs.com

The Chain-of-Custody is a LEGAL DOCUMENT. All relevant fields must be completed accurately.

Section A Required Client Information:

Company:	Environ
Address:	7500 College Blvd., Ste. 925
	Overland Park, KS 66210
Email To:	wstonestreet@environcorp.com
Phone: 913-553-5926	Fax:
Requested Due Date/TAT:	

Section B Required Project Information:

Report To:	Wendy Stonestreet
Copy To:	
Purchase Order No.:	
Project Name:	Fort Smith, AR
Project Number:	343325.34

Section C Invoice Information:

Attention:	
Company Name:	
Address:	
Pace Quote Reference:	
Pace Project Manager:	MJ Walls
Pace Profile #:	7444, line 1

REGULATORY AGENCY

☐ NPDES ☐ GROUND WATER ☐ DRINKING WATER
☐ UST ☐ RCRA ☐ OTHER _____

Site Location STATE: AR

Section D Required Client Information

Valid Matrix Codes

MATRIX	CODE
DRINKING WATER	DW
WATER	WT
WASTE WATER	WW
PRODUCT	P
SOIL/SOLID	SL
OIL	OL
WIPE	WP
AIR	AR
OTHER	OT
TISSUE	TS

SAMPLE ID
(A-Z, 0-9 / ,-)
Sample IDs MUST BE UNIQUE

ITEM #	SAMPLE ID	MATRIX CODE (see valid codes to left)	SAMPLE TYPE (G=GRAB C=COMP)	COLLECTED: COMPOSITE START DATE	COMPOSITE START TIME	COMPOSITE END/GRAB DATE	COMPOSITE END/GRAB TIME	SAMPLE TEMP AT COLLECTION	# OF CONTAINERS	Preservatives: Unpreserved	H_2SO_4	HNO_3	HCl	NaOH	$Na_2S_2O_3$	Methanol	Other	Analysis Test Y/N	Requested Analysis Filtered (Y/N): 8260 client specific list	Residual Chlorine (Y/N)	Pace Project No./ Lab I.D.
1	IMW-10	WT	G			4/16/14	0835		3				X						X		30167279 3DG9H
2	IMW-12	WT	G			4/16/14	0930		3				X						X		↓
3																					
4																					
5																					
6																					
7																					
8																					
9																					
10																					
11																					
12																					

ADDITIONAL COMMENTS	RELINQUISHED BY / AFFILIATION	DATE	TIME	ACCEPTED BY / AFFILIATION	DATE	TIME	SAMPLE CONDITIONS: Temp in °C	Received on Ice (Y/N)	Custody Sealed Cooler (Y/N)	Samples Intact (Y/N)
	Jeff Melson / ENVIRON	4/16/14	0957	[signature] / PASI KS	4/17/14	0830	2.0	Y	Y	Y

SAMPLER NAME AND SIGNATURE

PRINT Name of SAMPLER: Michael Eddings / Jeff Melson

SIGNATURE of SAMPLER: [signature] DATE Signed (MM/DD/YY): 4/16/14

*Important Note: By signing this form you are accepting Pace's NET 30 day payment terms and agreeing to late charges of 1.5% per month for any invoices not paid within 30 days.

Pace Analytical Services, Inc.
9608 Loiret Blvd.
Lenexa, KS 66219
(913)599-5665

May 29, 2014

Wendy Stonestreet
Environ International Corporation
7500 College Blvd Ste 925
Overland Park, KS 66210

RE: Project: Fort Smith, AR
Pace Project No.: 60169986

Dear Wendy Stonestreet:
Enclosed are the analytical results for sample(s) received by the laboratory on May 23, 2014. The results relate only to the samples included in this report. Results reported herein conform to the most current TNI standards and the laboratory's Quality Assurance Manual, where applicable, unless otherwise noted in the body of the report.

If you have any questions concerning this report, please feel free to contact me.

Sincerely,



Mary Jane Walls
maryjane.walls@pacelabs.com
PM Lab Management

Enclosures

cc: EDD, Environ_AR
Tamara Gleason, ENVIRON International Corporation
Wayne Weber, Environ

REPORT OF LABORATORY ANALYSIS

This report shall not be reproduced, except in full,
without the written consent of Pace Analytical Services, Inc..

Pace Analytical Services, Inc.
9608 Loiret Blvd.
Lenexa, KS 66219
(913)599-5665

CERTIFICATIONS

Project: Fort Smith, AR
Pace Project No.: 60169986

Kansas Certification IDs
9608 Loiret Boulevard, Lenexa, KS 66219
WY STR Certification #: 2456.01
Arkansas Certification #: 13-012-0
Illinois Certification #: 003097
Iowa Certification #: 118
Kansas/NELAP Certification #: E-10116
Louisiana Certification #: 03055
Nevada Certification #: KS000212008A
Oklahoma Certification #: 9205/9935
Texas Certification #: T104704407-13-4
Utah Certification #: KS000212013-3
Illinois Certification #: 003097

REPORT OF LABORATORY ANALYSIS

This report shall not be reproduced, except in full,
without the written consent of Pace Analytical Services, Inc..

Pace Analytical Services, Inc.
9608 Loiret Blvd.
Lenexa, KS 66219
(913)599-5665

SAMPLE SUMMARY

Project: Fort Smith, AR
Pace Project No.: 60169986

Lab ID	Sample ID	Matrix	Date Collected	Date Received
60169986001	**MW-24-20140522**	Water	05/22/14 16:03	05/23/14 18:40
60169986002	**MW-23-20140522**	Water	05/22/14 17:21	05/23/14 18:40
60169986003	**IW-106-20140523**	Water	05/23/14 09:16	05/23/14 18:40
60169986004	**IW-108-20140523**	Water	05/23/14 10:35	05/23/14 18:40
60169986005	**IW-109-20140523**	Water	05/23/14 11:48	05/23/14 18:40
60169986006	**IW-101-20140523**	Water	05/23/14 12:48	05/23/14 18:40
60169986007	**IW-130-20140523**	Water	05/23/14 14:37	05/23/14 18:40
60169986008	**MW-83-20140523**	Water	05/23/14 15:49	05/23/14 18:40
60169986009	**TRIP BLANK**	Water	05/22/14 07:00	05/23/14 18:40

This report shall not be reproduced, except in full,
without the written consent of Pace Analytical Services, Inc..

Pace Analytical Services, Inc.
9608 Loiret Blvd.
Lenexa, KS 66219
(913)599-5665

SAMPLE ANALYTE COUNT

Project: Fort Smith, AR
Pace Project No.: 60169986

Lab ID	Sample ID	Method	Analysts	Analytes Reported	Laboratory
60169986001	**MW-24-20140522**	EPA 5030B/8260	PRG	38	
60169986002	**MW-23-20140522**	EPA 5030B/8260	PRG	38	
60169986003	**IW-106-20140523**	EPA 5030B/8260	PRG	38	
60169986004	**IW-108-20140523**	EPA 5030B/8260	PRG	38	
60169986005	**IW-109-20140523**	EPA 5030B/8260	PRG	38	
60169986006	**IW-101-20140523**	EPA 5030B/8260	PRG	38	
60169986007	**IW-130-20140523**	EPA 5030B/8260	PRG	38	
60169986008	**MW-83-20140523**	EPA 5030B/8260	PRG	38	
60169986009	**TRIP BLANK**	EPA 5030B/8260	PRG	38	

This report shall not be reproduced, except in full,
without the written consent of Pace Analytical Services, Inc..

Pace Analytical Services, Inc.
9608 Loiret Blvd.
Lenexa, KS 66219
(913)599-5665

PROJECT NARRATIVE

Project: Fort Smith, AR
Pace Project No.: 60169986

Method: **EPA 5030B/8260**
Description: 8260 MSV
Client: Environ_AR
Date: May 29, 2014

General Information:
9 samples were analyzed for EPA 5030B/8260. All samples were received in acceptable condition with any exceptions noted below.

pH: Post-analysis pH measurement indicates insufficient VOA sample preservation.
- IW-130-20140523 (Lab ID: 60169986007)

Hold Time:
The samples were analyzed within the method required hold times with any exceptions noted below.

Initial Calibrations (including MS Tune as applicable):
All criteria were within method requirements with any exceptions noted below.

Continuing Calibration:
All criteria were within method requirements with any exceptions noted below.

Internal Standards:
All internal standards were within QC limits with any exceptions noted below.

Surrogates:
All surrogates were within QC limits with any exceptions noted below.

Method Blank:
All analytes were below the report limit in the method blank, where applicable, with any exceptions noted below.

QC Batch: MSV/61881

B: Analyte was detected in the associated method blank.
- BLANK for HBN 340075 [MSV/6188 (Lab ID: 1384820)
  - Chloroform

Laboratory Control Spike:
All laboratory control spike compounds were within QC limits with any exceptions noted below.

QC Batch: MSV/61881

L0: Analyte recovery in the laboratory control sample (LCS) was outside QC limits.
- LCS (Lab ID: 1384821)
  - Chloromethane

QC Batch: MSV/61919

L0: Analyte recovery in the laboratory control sample (LCS) was outside QC limits.
- LCS (Lab ID: 1385375)
  - 4-Methyl-2-pentanone (MIBK)

Matrix Spikes:
All percent recoveries and relative percent differences (RPDs) were within acceptance criteria with any exceptions noted below.

REPORT OF LABORATORY ANALYSIS

This report shall not be reproduced, except in full,
without the written consent of Pace Analytical Services, Inc..

Pace Analytical Services, Inc.
9608 Loiret Blvd.
Lenexa, KS 66219
(913)599-5665

PROJECT NARRATIVE

Project: Fort Smith, AR
Pace Project No.: 60169986

Method: **EPA 5030B/8260**
Description: 8260 MSV
Client: Environ_AR
Date: May 29, 2014

QC Batch: MSV/61881

A matrix spike and/or matrix spike duplicate (MS/MSD) were performed on the following sample(s): 60169969006

M0: Matrix spike recovery and/or matrix spike duplicate recovery was outside laboratory control limits.

- MS (Lab ID: 1384822)
  - Chloromethane
- MSD (Lab ID: 1384823)
  - Chloromethane

M1: Matrix spike recovery exceeded QC limits. Batch accepted based on laboratory control sample (LCS) recovery.

- MS (Lab ID: 1384822)
  - cis-1,2-Dichloroethene
- MSD (Lab ID: 1384823)
  - cis-1,2-Dichloroethene

QC Batch: MSV/61919

A matrix spike/matrix spike duplicate was not performed due to insufficient sample volume.

Additional Comments:

This data package has been reviewed for quality and completeness and is approved for release.

This report shall not be reproduced, except in full,
without the written consent of Pace Analytical Services, Inc..

Pace Analytical Services, Inc.
9608 Loiret Blvd.
Lenexa, KS 66219
(913)599-5665

ANALYTICAL RESULTS

Project: Fort Smith, AR
Pace Project No.: 60169986

Sample: MW-24-20140522 **Lab ID: 60169986001** Collected: 05/22/14 16:03 Received: 05/23/14 18:40 Matrix: Water

Parameters	Results	Units	Report Limit	MDL	DF	Prepared	Analyzed	CAS No.	Qual
8260 MSV	Analytical Method: EPA 5030B/8260								
Acetone	ND	ug/L	10.0	1.9	1		05/29/14 06:29	67-64-1	
Benzene	ND	ug/L	5.0	0.060	1		05/29/14 06:29	71-43-2	
Bromodichloromethane	ND	ug/L	5.0	0.19	1		05/29/14 06:29	75-27-4	
Bromoform	**0.27J**	ug/L	5.0	0.070	1		05/29/14 06:29	75-25-2	
Bromomethane	ND	ug/L	7.0	0.16	1		05/29/14 06:29	74-83-9	
2-Butanone (MEK)	ND	ug/L	10.0	0.59	1		05/29/14 06:29	78-93-3	
Carbon disulfide	ND	ug/L	10.0	0.12	1		05/29/14 06:29	75-15-0	
Carbon tetrachloride	ND	ug/L	5.0	0.18	1		05/29/14 06:29	56-23-5	
Chlorobenzene	ND	ug/L	5.0	0.21	1		05/29/14 06:29	108-90-7	
Chloroethane	ND	ug/L	10.0	0.15	1		05/29/14 06:29	75-00-3	
Chloroform	ND	ug/L	5.0	0.14	1		05/29/14 06:29	67-66-3	
Chloromethane	ND	ug/L	10.0	0.080	1		05/29/14 06:29	74-87-3	L3
Dibromochloromethane	ND	ug/L	5.0	0.21	1		05/29/14 06:29	124-48-1	
1,1-Dichloroethane	ND	ug/L	2.4	0.050	1		05/29/14 06:29	75-34-3	
1,2-Dichloroethane	ND	ug/L	5.0	0.12	1		05/29/14 06:29	107-06-2	
1,1-Dichloroethene	ND	ug/L	5.0	0.20	1		05/29/14 06:29	75-35-4	
cis-1,2-Dichloroethene	**1.2J**	ug/L	5.0	0.080	1		05/29/14 06:29	156-59-2	
trans-1,2-Dichloroethene	ND	ug/L	5.0	0.20	1		05/29/14 06:29	156-60-5	
1,2-Dichloropropane	ND	ug/L	5.0	0.16	1		05/29/14 06:29	78-87-5	
cis-1,3-Dichloropropene	ND	ug/L	1.0	0.14	1		05/29/14 06:29	10061-01-5	
trans-1,3-Dichloropropene	ND	ug/L	1.0	0.12	1		05/29/14 06:29	10061-02-6	
Ethylbenzene	ND	ug/L	5.0	0.18	1		05/29/14 06:29	100-41-4	
2-Hexanone	ND	ug/L	10.0	1.2	1		05/29/14 06:29	591-78-6	
Methylene chloride	ND	ug/L	5.0	0.15	1		05/29/14 06:29	75-09-2	
4-Methyl-2-pentanone (MIBK)	ND	ug/L	10.0	0.42	1		05/29/14 06:29	108-10-1	
Styrene	ND	ug/L	5.0	0.12	1		05/29/14 06:29	100-42-5	
1,1,2,2-Tetrachloroethane	ND	ug/L	1.0	0.15	1		05/29/14 06:29	79-34-5	
Tetrachloroethene	ND	ug/L	5.0	0.10	1		05/29/14 06:29	127-18-4	
Toluene	ND	ug/L	5.0	0.17	1		05/29/14 06:29	108-88-3	
1,1,1-Trichloroethane	ND	ug/L	5.0	0.11	1		05/29/14 06:29	71-55-6	
1,1,2-Trichloroethane	ND	ug/L	5.0	0.20	1		05/29/14 06:29	79-00-5	
Trichloroethene	**79.7**	ug/L	5.0	0.17	1		05/29/14 06:29	79-01-6	
Vinyl chloride	ND	ug/L	2.0	0.13	1		05/29/14 06:29	75-01-4	
Xylene (Total)	ND	ug/L	5.0	0.42	1		05/29/14 06:29	1330-20-7	
Surrogates									
4-Bromofluorobenzene (S)	100	%	80-120		1		05/29/14 06:29	460-00-4	
1,2-Dichloroethane-d4 (S)	99	%	80-120		1		05/29/14 06:29	17060-07-0	
Toluene-d8 (S)	97	%	80-120		1		05/29/14 06:29	2037-26-5	
Preservation pH	**1.0**		0.10	0.10	1		05/29/14 06:29		

REPORT OF LABORATORY ANALYSIS

This report shall not be reproduced, except in full,
without the written consent of Pace Analytical Services, Inc..

Pace Analytical Services, Inc.
9608 Loiret Blvd.
Lenexa, KS 66219
(913)599-5665

ANALYTICAL RESULTS

Project: Fort Smith, AR
Pace Project No.: 60169986

Sample: MW-23-20140522 **Lab ID: 60169986002** Collected: 05/22/14 17:21 Received: 05/23/14 18:40 Matrix: Water

Parameters	Results	Units	Report Limit	MDL	DF	Prepared	Analyzed	CAS No.	Qual
8260 MSV	Analytical Method: EPA 5030B/8260								
Acetone	ND	ug/L	10.0	1.9	1		05/29/14 06:00	67-64-1	
Benzene	ND	ug/L	5.0	0.060	1		05/29/14 06:00	71-43-2	
Bromodichloromethane	ND	ug/L	5.0	0.19	1		05/29/14 06:00	75-27-4	
Bromoform	**0.26J**	ug/L	5.0	0.070	1		05/29/14 06:00	75-25-2	
Bromomethane	ND	ug/L	7.0	0.16	1		05/29/14 06:00	74-83-9	
2-Butanone (MEK)	ND	ug/L	10.0	0.59	1		05/29/14 06:00	78-93-3	
Carbon disulfide	ND	ug/L	10.0	0.12	1		05/29/14 06:00	75-15-0	
Carbon tetrachloride	ND	ug/L	5.0	0.18	1		05/29/14 06:00	56-23-5	
Chlorobenzene	ND	ug/L	5.0	0.21	1		05/29/14 06:00	108-90-7	
Chloroethane	ND	ug/L	10.0	0.15	1		05/29/14 06:00	75-00-3	
Chloroform	ND	ug/L	5.0	0.14	1		05/29/14 06:00	67-66-3	
Chloromethane	ND	ug/L	10.0	0.080	1		05/29/14 06:00	74-87-3	L3
Dibromochloromethane	ND	ug/L	5.0	0.21	1		05/29/14 06:00	124-48-1	
1,1-Dichloroethane	ND	ug/L	2.4	0.050	1		05/29/14 06:00	75-34-3	
1,2-Dichloroethane	ND	ug/L	5.0	0.12	1		05/29/14 06:00	107-06-2	
1,1-Dichloroethene	ND	ug/L	5.0	0.20	1		05/29/14 06:00	75-35-4	
cis-1,2-Dichloroethene	ND	ug/L	5.0	0.080	1		05/29/14 06:00	156-59-2	
trans-1,2-Dichloroethene	ND	ug/L	5.0	0.20	1		05/29/14 06:00	156-60-5	
1,2-Dichloropropane	ND	ug/L	5.0	0.16	1		05/29/14 06:00	78-87-5	
cis-1,3-Dichloropropene	ND	ug/L	1.0	0.14	1		05/29/14 06:00	10061-01-5	
trans-1,3-Dichloropropene	ND	ug/L	1.0	0.12	1		05/29/14 06:00	10061-02-6	
Ethylbenzene	ND	ug/L	5.0	0.18	1		05/29/14 06:00	100-41-4	
2-Hexanone	ND	ug/L	10.0	1.2	1		05/29/14 06:00	591-78-6	
Methylene chloride	ND	ug/L	5.0	0.15	1		05/29/14 06:00	75-09-2	
4-Methyl-2-pentanone (MIBK)	ND	ug/L	10.0	0.42	1		05/29/14 06:00	108-10-1	
Styrene	ND	ug/L	5.0	0.12	1		05/29/14 06:00	100-42-5	
1,1,2,2-Tetrachloroethane	ND	ug/L	1.0	0.15	1		05/29/14 06:00	79-34-5	
Tetrachloroethene	ND	ug/L	5.0	0.10	1		05/29/14 06:00	127-18-4	
Toluene	ND	ug/L	5.0	0.17	1		05/29/14 06:00	108-88-3	
1,1,1-Trichloroethane	ND	ug/L	5.0	0.11	1		05/29/14 06:00	71-55-6	
1,1,2-Trichloroethane	ND	ug/L	5.0	0.20	1		05/29/14 06:00	79-00-5	
Trichloroethene	**22.8**	ug/L	5.0	0.17	1		05/29/14 06:00	79-01-6	
Vinyl chloride	ND	ug/L	2.0	0.13	1		05/29/14 06:00	75-01-4	
Xylene (Total)	ND	ug/L	5.0	0.42	1		05/29/14 06:00	1330-20-7	
Surrogates									
4-Bromofluorobenzene (S)	102	%	80-120		1		05/29/14 06:00	460-00-4	
1,2-Dichloroethane-d4 (S)	98	%	80-120		1		05/29/14 06:00	17060-07-0	
Toluene-d8 (S)	95	%	80-120		1		05/29/14 06:00	2037-26-5	
Preservation pH	**1.0**		0.10	0.10	1		05/29/14 06:00		

REPORT OF LABORATORY ANALYSIS

This report shall not be reproduced, except in full,
without the written consent of Pace Analytical Services, Inc..

Pace Analytical Services, Inc.
9608 Loiret Blvd.
Lenexa, KS 66219
(913)599-5665

ANALYTICAL RESULTS

Project: Fort Smith, AR
Pace Project No.: 60169986

Sample: IW-106-20140523 **Lab ID: 60169986003** Collected: 05/23/14 09:16 Received: 05/23/14 18:40 Matrix: Water

Parameters	Results	Units	Report Limit	MDL	DF	Prepared	Analyzed	CAS No.	Qual
8260 MSV	Analytical Method: EPA 5030B/8260								
Acetone	**5.5J**	ug/L	10.0	1.9	1		05/29/14 05:32	67-64-1	
Benzene	ND	ug/L	5.0	0.060	1		05/29/14 05:32	71-43-2	
Bromodichloromethane	**0.50J**	ug/L	5.0	0.19	1		05/29/14 05:32	75-27-4	
Bromoform	**65.0**	ug/L	5.0	0.070	1		05/29/14 05:32	75-25-2	
Bromomethane	**1.8J**	ug/L	7.0	0.16	1		05/29/14 05:32	74-83-9	
2-Butanone (MEK)	ND	ug/L	10.0	0.59	1		05/29/14 05:32	78-93-3	
Carbon disulfide	**0.70J**	ug/L	10.0	0.12	1		05/29/14 05:32	75-15-0	
Carbon tetrachloride	ND	ug/L	5.0	0.18	1		05/29/14 05:32	56-23-5	
Chlorobenzene	ND	ug/L	5.0	0.21	1		05/29/14 05:32	108-90-7	
Chloroethane	ND	ug/L	10.0	0.15	1		05/29/14 05:32	75-00-3	
Chloroform	**0.19J**	ug/L	5.0	0.14	1		05/29/14 05:32	67-66-3	B
Chloromethane	**0.89J**	ug/L	10.0	0.080	1		05/29/14 09:40	74-87-3	
Dibromochloromethane	**1.6J**	ug/L	5.0	0.21	1		05/29/14 05:32	124-48-1	
1,1-Dichloroethane	ND	ug/L	2.4	0.050	1		05/29/14 05:32	75-34-3	
1,2-Dichloroethane	ND	ug/L	5.0	0.12	1		05/29/14 05:32	107-06-2	
1,1-Dichloroethene	ND	ug/L	5.0	0.20	1		05/29/14 05:32	75-35-4	
cis-1,2-Dichloroethene	**2.6J**	ug/L	5.0	0.080	1		05/29/14 05:32	156-59-2	
trans-1,2-Dichloroethene	**0.74J**	ug/L	5.0	0.20	1		05/29/14 05:32	156-60-5	
1,2-Dichloropropane	ND	ug/L	5.0	0.16	1		05/29/14 05:32	78-87-5	
cis-1,3-Dichloropropene	ND	ug/L	1.0	0.14	1		05/29/14 05:32	10061-01-5	
trans-1,3-Dichloropropene	ND	ug/L	1.0	0.12	1		05/29/14 05:32	10061-02-6	
Ethylbenzene	ND	ug/L	5.0	0.18	1		05/29/14 05:32	100-41-4	
2-Hexanone	ND	ug/L	10.0	1.2	1		05/29/14 05:32	591-78-6	
Methylene chloride	ND	ug/L	5.0	0.15	1		05/29/14 05:32	75-09-2	
4-Methyl-2-pentanone (MIBK)	ND	ug/L	10.0	0.42	1		05/29/14 05:32	108-10-1	
Styrene	ND	ug/L	5.0	0.12	1		05/29/14 05:32	100-42-5	
1,1,2,2-Tetrachloroethane	ND	ug/L	1.0	0.15	1		05/29/14 05:32	79-34-5	
Tetrachloroethene	ND	ug/L	5.0	0.10	1		05/29/14 05:32	127-18-4	
Toluene	ND	ug/L	5.0	0.17	1		05/29/14 05:32	108-88-3	
1,1,1-Trichloroethane	ND	ug/L	5.0	0.11	1		05/29/14 05:32	71-55-6	
1,1,2-Trichloroethane	ND	ug/L	5.0	0.20	1		05/29/14 05:32	79-00-5	
Trichloroethene	**132**	ug/L	5.0	0.17	1		05/29/14 05:32	79-01-6	
Vinyl chloride	ND	ug/L	2.0	0.13	1		05/29/14 05:32	75-01-4	
Xylene (Total)	ND	ug/L	5.0	0.42	1		05/29/14 05:32	1330-20-7	
Surrogates									
4-Bromofluorobenzene (S)	105	%	80-120		1		05/29/14 05:32	460-00-4	
1,2-Dichloroethane-d4 (S)	100	%	80-120		1		05/29/14 05:32	17060-07-0	
Toluene-d8 (S)	93	%	80-120		1		05/29/14 05:32	2037-26-5	
Preservation pH	**1.0**		0.10	0.10	1		05/29/14 05:32		

REPORT OF LABORATORY ANALYSIS

This report shall not be reproduced, except in full,
without the written consent of Pace Analytical Services, Inc..

Pace Analytical Services, Inc.
9608 Loiret Blvd.
Lenexa, KS 66219
(913)599-5665

ANALYTICAL RESULTS

Project: Fort Smith, AR
Pace Project No.: 60169986

Sample: IW-108-20140523 **Lab ID: 60169986004** Collected: 05/23/14 10:35 Received: 05/23/14 18:40 Matrix: Water

Parameters	Results	Units	Report Limit	MDL	DF	Prepared	Analyzed	CAS No.	Qual
8260 MSV	Analytical Method: EPA 5030B/8260								
Acetone	**47.2**	ug/L	10.0	1.9	1		05/29/14 10:37	67-64-1	
Benzene	**0.27J**	ug/L	5.0	0.060	1		05/29/14 10:37	71-43-2	
Bromodichloromethane	**1.7J**	ug/L	5.0	0.19	1		05/29/14 10:37	75-27-4	
Bromoform	**448**	ug/L	25.0	0.35	5		05/29/14 06:43	75-25-2	
Bromomethane	**10.7**	ug/L	7.0	0.16	1		05/29/14 10:37	74-83-9	
2-Butanone (MEK)	ND	ug/L	10.0	0.59	1		05/29/14 10:37	78-93-3	
Carbon disulfide	**0.55J**	ug/L	10.0	0.12	1		05/29/14 10:37	75-15-0	
Carbon tetrachloride	ND	ug/L	5.0	0.18	1		05/29/14 10:37	56-23-5	
Chlorobenzene	ND	ug/L	5.0	0.21	1		05/29/14 10:37	108-90-7	
Chloroethane	ND	ug/L	10.0	0.15	1		05/29/14 10:37	75-00-3	
Chloroform	**0.22J**	ug/L	5.0	0.14	1		05/29/14 10:37	67-66-3	
Chloromethane	**7.3J**	ug/L	10.0	0.080	1		05/29/14 10:37	74-87-3	
Dibromochloromethane	**8.5**	ug/L	5.0	0.21	1		05/29/14 10:37	124-48-1	
1,1-Dichloroethane	ND	ug/L	2.4	0.050	1		05/29/14 10:37	75-34-3	
1,2-Dichloroethane	ND	ug/L	5.0	0.12	1		05/29/14 10:37	107-06-2	
1,1-Dichloroethene	ND	ug/L	5.0	0.20	1		05/29/14 10:37	75-35-4	
cis-1,2-Dichloroethene	**1.5J**	ug/L	5.0	0.080	1		05/29/14 10:37	156-59-2	
trans-1,2-Dichloroethene	**0.99J**	ug/L	5.0	0.20	1		05/29/14 10:37	156-60-5	
1,2-Dichloropropane	ND	ug/L	5.0	0.16	1		05/29/14 10:37	78-87-5	
cis-1,3-Dichloropropene	ND	ug/L	1.0	0.14	1		05/29/14 10:37	10061-01-5	
trans-1,3-Dichloropropene	ND	ug/L	1.0	0.12	1		05/29/14 10:37	10061-02-6	
Ethylbenzene	ND	ug/L	5.0	0.18	1		05/29/14 10:37	100-41-4	
2-Hexanone	ND	ug/L	10.0	1.2	1		05/29/14 10:37	591-78-6	
Methylene chloride	ND	ug/L	5.0	0.15	1		05/29/14 10:37	75-09-2	
4-Methyl-2-pentanone (MIBK)	ND	ug/L	10.0	0.42	1		05/29/14 10:37	108-10-1	L3
Styrene	ND	ug/L	5.0	0.12	1		05/29/14 10:37	100-42-5	
1,1,2,2-Tetrachloroethane	ND	ug/L	1.0	0.15	1		05/29/14 10:37	79-34-5	
Tetrachloroethene	**0.15J**	ug/L	5.0	0.10	1		05/29/14 10:37	127-18-4	
Toluene	ND	ug/L	5.0	0.17	1		05/29/14 10:37	108-88-3	
1,1,1-Trichloroethane	ND	ug/L	5.0	0.11	1		05/29/14 10:37	71-55-6	
1,1,2-Trichloroethane	ND	ug/L	5.0	0.20	1		05/29/14 10:37	79-00-5	
Trichloroethene	**59.0**	ug/L	5.0	0.17	1		05/29/14 10:37	79-01-6	
Vinyl chloride	ND	ug/L	2.0	0.13	1		05/29/14 10:37	75-01-4	
Xylene (Total)	ND	ug/L	5.0	0.42	1		05/29/14 10:37	1330-20-7	
Surrogates									
4-Bromofluorobenzene (S)	105	%	80-120		1		05/29/14 10:37	460-00-4	
1,2-Dichloroethane-d4 (S)	104	%	80-120		1		05/29/14 10:37	17060-07-0	
Toluene-d8 (S)	94	%	80-120		1		05/29/14 10:37	2037-26-5	
Preservation pH	**1.0**		0.10	0.10	1		05/29/14 10:37		

REPORT OF LABORATORY ANALYSIS

This report shall not be reproduced, except in full,
without the written consent of Pace Analytical Services, Inc..

Pace Analytical Services, Inc.
9608 Loiret Blvd.
Lenexa, KS 66219
(913)599-5665

ANALYTICAL RESULTS

Project: Fort Smith, AR
Pace Project No.: 60169986

Sample: IW-109-20140523 **Lab ID: 60169986005** Collected: 05/23/14 11:48 Received: 05/23/14 18:40 Matrix: Water

Parameters	Results	Units	Report Limit	MDL	DF	Prepared	Analyzed	CAS No.	Qual
8260 MSV	Analytical Method: EPA 5030B/8260								
Acetone	**12.3**	ug/L	10.0	1.9	1		05/29/14 05:46	67-64-1	
Benzene	ND	ug/L	5.0	0.060	1		05/29/14 05:46	71-43-2	
Bromodichloromethane	ND	ug/L	5.0	0.19	1		05/29/14 05:46	75-27-4	
Bromoform	**16.8**	ug/L	5.0	0.070	1		05/29/14 05:46	75-25-2	
Bromomethane	ND	ug/L	7.0	0.16	1		05/29/14 05:46	74-83-9	
2-Butanone (MEK)	ND	ug/L	10.0	0.59	1		05/29/14 05:46	78-93-3	
Carbon disulfide	**0.18J**	ug/L	10.0	0.12	1		05/29/14 05:46	75-15-0	
Carbon tetrachloride	ND	ug/L	5.0	0.18	1		05/29/14 05:46	56-23-5	
Chlorobenzene	ND	ug/L	5.0	0.21	1		05/29/14 05:46	108-90-7	
Chloroethane	ND	ug/L	10.0	0.15	1		05/29/14 05:46	75-00-3	
Chloroform	ND	ug/L	5.0	0.14	1		05/29/14 05:46	67-66-3	
Chloromethane	ND	ug/L	10.0	0.080	1		05/29/14 05:46	74-87-3	L3
Dibromochloromethane	**0.34J**	ug/L	5.0	0.21	1		05/29/14 05:46	124-48-1	
1,1-Dichloroethane	ND	ug/L	2.4	0.050	1		05/29/14 05:46	75-34-3	
1,2-Dichloroethane	ND	ug/L	5.0	0.12	1		05/29/14 05:46	107-06-2	
1,1-Dichloroethene	ND	ug/L	5.0	0.20	1		05/29/14 05:46	75-35-4	
cis-1,2-Dichloroethene	**1.9J**	ug/L	5.0	0.080	1		05/29/14 05:46	156-59-2	
trans-1,2-Dichloroethene	**0.57J**	ug/L	5.0	0.20	1		05/29/14 05:46	156-60-5	
1,2-Dichloropropane	ND	ug/L	5.0	0.16	1		05/29/14 05:46	78-87-5	
cis-1,3-Dichloropropene	ND	ug/L	1.0	0.14	1		05/29/14 05:46	10061-01-5	
trans-1,3-Dichloropropene	ND	ug/L	1.0	0.12	1		05/29/14 05:46	10061-02-6	
Ethylbenzene	ND	ug/L	5.0	0.18	1		05/29/14 05:46	100-41-4	
2-Hexanone	ND	ug/L	10.0	1.2	1		05/29/14 05:46	591-78-6	
Methylene chloride	ND	ug/L	5.0	0.15	1		05/29/14 05:46	75-09-2	
4-Methyl-2-pentanone (MIBK)	ND	ug/L	10.0	0.42	1		05/29/14 05:46	108-10-1	
Styrene	ND	ug/L	5.0	0.12	1		05/29/14 05:46	100-42-5	
1,1,2,2-Tetrachloroethane	ND	ug/L	1.0	0.15	1		05/29/14 05:46	79-34-5	
Tetrachloroethene	ND	ug/L	5.0	0.10	1		05/29/14 05:46	127-18-4	
Toluene	ND	ug/L	5.0	0.17	1		05/29/14 05:46	108-88-3	
1,1,1-Trichloroethane	ND	ug/L	5.0	0.11	1		05/29/14 05:46	71-55-6	
1,1,2-Trichloroethane	ND	ug/L	5.0	0.20	1		05/29/14 05:46	79-00-5	
Trichloroethene	**110**	ug/L	5.0	0.17	1		05/29/14 05:46	79-01-6	
Vinyl chloride	ND	ug/L	2.0	0.13	1		05/29/14 05:46	75-01-4	
Xylene (Total)	ND	ug/L	5.0	0.42	1		05/29/14 05:46	1330-20-7	
Surrogates									
4-Bromofluorobenzene (S)	104	%	80-120		1		05/29/14 05:46	460-00-4	
1,2-Dichloroethane-d4 (S)	103	%	80-120		1		05/29/14 05:46	17060-07-0	
Toluene-d8 (S)	95	%	80-120		1		05/29/14 05:46	2037-26-5	
Preservation pH	**1.0**		0.10	0.10	1		05/29/14 05:46		

REPORT OF LABORATORY ANALYSIS

This report shall not be reproduced, except in full,
without the written consent of Pace Analytical Services, Inc..

Pace Analytical Services, Inc.
9608 Loiret Blvd.
Lenexa, KS 66219
(913)599-5665

ANALYTICAL RESULTS

Project: Fort Smith, AR
Pace Project No.: 60169986

Sample: IW-101-20140523 **Lab ID: 60169986006** Collected: 05/23/14 12:48 Received: 05/23/14 18:40 Matrix: Water

Parameters	Results	Units	Report Limit	MDL	DF	Prepared	Analyzed	CAS No.	Qual
8260 MSV	Analytical Method: EPA 5030B/8260								
Acetone	**7.9J**	ug/L	10.0	1.9	1		05/29/14 10:51	67-64-1	
Benzene	ND	ug/L	5.0	0.060	1		05/29/14 10:51	71-43-2	
Bromodichloromethane	**0.53J**	ug/L	5.0	0.19	1		05/29/14 10:51	75-27-4	
Bromoform	**31.9**	ug/L	5.0	0.070	1		05/29/14 10:51	75-25-2	
Bromomethane	**1.5J**	ug/L	7.0	0.16	1		05/29/14 10:51	74-83-9	
2-Butanone (MEK)	ND	ug/L	10.0	0.59	1		05/29/14 10:51	78-93-3	
Carbon disulfide	**0.25J**	ug/L	10.0	0.12	1		05/29/14 10:51	75-15-0	
Carbon tetrachloride	ND	ug/L	5.0	0.18	1		05/29/14 10:51	56-23-5	
Chlorobenzene	ND	ug/L	5.0	0.21	1		05/29/14 10:51	108-90-7	
Chloroethane	ND	ug/L	10.0	0.15	1		05/29/14 10:51	75-00-3	
Chloroform	**0.48J**	ug/L	5.0	0.14	1		05/29/14 10:51	67-66-3	
Chloromethane	ND	ug/L	10.0	0.080	1		05/29/14 10:51	74-87-3	
Dibromochloromethane	**1.2J**	ug/L	5.0	0.21	1		05/29/14 10:51	124-48-1	
1,1-Dichloroethane	ND	ug/L	2.4	0.050	1		05/29/14 10:51	75-34-3	
1,2-Dichloroethane	**0.31J**	ug/L	5.0	0.12	1		05/29/14 10:51	107-06-2	
1,1-Dichloroethene	ND	ug/L	5.0	0.20	1		05/29/14 10:51	75-35-4	
cis-1,2-Dichloroethene	**11.2**	ug/L	5.0	0.080	1		05/29/14 10:51	156-59-2	
trans-1,2-Dichloroethene	**3.1J**	ug/L	5.0	0.20	1		05/29/14 10:51	156-60-5	
1,2-Dichloropropane	ND	ug/L	5.0	0.16	1		05/29/14 10:51	78-87-5	
cis-1,3-Dichloropropene	ND	ug/L	1.0	0.14	1		05/29/14 10:51	10061-01-5	
trans-1,3-Dichloropropene	ND	ug/L	1.0	0.12	1		05/29/14 10:51	10061-02-6	
Ethylbenzene	ND	ug/L	5.0	0.18	1		05/29/14 10:51	100-41-4	
2-Hexanone	ND	ug/L	10.0	1.2	1		05/29/14 10:51	591-78-6	
Methylene chloride	ND	ug/L	5.0	0.15	1		05/29/14 10:51	75-09-2	
4-Methyl-2-pentanone (MIBK)	ND	ug/L	10.0	0.42	1		05/29/14 10:51	108-10-1	L3
Styrene	ND	ug/L	5.0	0.12	1		05/29/14 10:51	100-42-5	
1,1,2,2-Tetrachloroethane	ND	ug/L	1.0	0.15	1		05/29/14 10:51	79-34-5	
Tetrachloroethene	**0.15J**	ug/L	5.0	0.10	1		05/29/14 10:51	127-18-4	
Toluene	ND	ug/L	5.0	0.17	1		05/29/14 10:51	108-88-3	
1,1,1-Trichloroethane	ND	ug/L	5.0	0.11	1		05/29/14 10:51	71-55-6	
1,1,2-Trichloroethane	ND	ug/L	5.0	0.20	1		05/29/14 10:51	79-00-5	
Trichloroethene	**509**	ug/L	50.0	1.7	10		05/29/14 06:58	79-01-6	
Vinyl chloride	ND	ug/L	2.0	0.13	1		05/29/14 10:51	75-01-4	
Xylene (Total)	ND	ug/L	5.0	0.42	1		05/29/14 10:51	1330-20-7	
Surrogates									
4-Bromofluorobenzene (S)	102	%	80-120		1		05/29/14 10:51	460-00-4	
1,2-Dichloroethane-d4 (S)	102	%	80-120		1		05/29/14 10:51	17060-07-0	
Toluene-d8 (S)	93	%	80-120		1		05/29/14 10:51	2037-26-5	
Preservation pH	**1.0**		0.10	0.10	1		05/29/14 10:51		

REPORT OF LABORATORY ANALYSIS

This report shall not be reproduced, except in full,
without the written consent of Pace Analytical Services, Inc..

Pace Analytical Services, Inc.
9608 Loiret Blvd.
Lenexa, KS 66219
(913)599-5665

ANALYTICAL RESULTS

Project: Fort Smith, AR
Pace Project No.: 60169986

Sample: IW-130-20140523 **Lab ID: 60169986007** Collected: 05/23/14 14:37 Received: 05/23/14 18:40 Matrix: Water

Parameters	Results	Units	Report Limit	MDL	DF	Prepared	Analyzed	CAS No.	Qual
8260 MSV	Analytical Method: EPA 5030B/8260								
Acetone	**13.7**	ug/L	10.0	1.9	1		05/29/14 09:54	67-64-1	
Benzene	ND	ug/L	5.0	0.060	1		05/29/14 09:54	71-43-2	
Bromodichloromethane	ND	ug/L	5.0	0.19	1		05/29/14 09:54	75-27-4	
Bromoform	**7.5**	ug/L	5.0	0.070	1		05/29/14 09:54	75-25-2	
Bromomethane	ND	ug/L	7.0	0.16	1		05/29/14 09:54	74-83-9	
2-Butanone (MEK)	ND	ug/L	10.0	0.59	1		05/29/14 09:54	78-93-3	
Carbon disulfide	**0.16J**	ug/L	10.0	0.12	1		05/29/14 09:54	75-15-0	
Carbon tetrachloride	ND	ug/L	5.0	0.18	1		05/29/14 09:54	56-23-5	
Chlorobenzene	ND	ug/L	5.0	0.21	1		05/29/14 09:54	108-90-7	
Chloroethane	ND	ug/L	10.0	0.15	1		05/29/14 09:54	75-00-3	
Chloroform	ND	ug/L	5.0	0.14	1		05/29/14 09:54	67-66-3	
Chloromethane	ND	ug/L	10.0	0.080	1		05/29/14 09:54	74-87-3	
Dibromochloromethane	ND	ug/L	5.0	0.21	1		05/29/14 09:54	124-48-1	
1,1-Dichloroethane	ND	ug/L	2.4	0.050	1		05/29/14 09:54	75-34-3	
1,2-Dichloroethane	ND	ug/L	5.0	0.12	1		05/29/14 09:54	107-06-2	
1,1-Dichloroethene	ND	ug/L	5.0	0.20	1		05/29/14 09:54	75-35-4	
cis-1,2-Dichloroethene	**0.78J**	ug/L	5.0	0.080	1		05/29/14 09:54	156-59-2	
trans-1,2-Dichloroethene	ND	ug/L	5.0	0.20	1		05/29/14 09:54	156-60-5	
1,2-Dichloropropane	ND	ug/L	5.0	0.16	1		05/29/14 09:54	78-87-5	
cis-1,3-Dichloropropene	ND	ug/L	1.0	0.14	1		05/29/14 09:54	10061-01-5	
trans-1,3-Dichloropropene	ND	ug/L	1.0	0.12	1		05/29/14 09:54	10061-02-6	
Ethylbenzene	ND	ug/L	5.0	0.18	1		05/29/14 09:54	100-41-4	
2-Hexanone	ND	ug/L	10.0	1.2	1		05/29/14 09:54	591-78-6	
Methylene chloride	ND	ug/L	5.0	0.15	1		05/29/14 09:54	75-09-2	
4-Methyl-2-pentanone (MIBK)	ND	ug/L	10.0	0.42	1		05/29/14 09:54	108-10-1	L3
Styrene	ND	ug/L	5.0	0.12	1		05/29/14 09:54	100-42-5	
1,1,2,2-Tetrachloroethane	ND	ug/L	1.0	0.15	1		05/29/14 09:54	79-34-5	
Tetrachloroethene	ND	ug/L	5.0	0.10	1		05/29/14 09:54	127-18-4	
Toluene	ND	ug/L	5.0	0.17	1		05/29/14 09:54	108-88-3	
1,1,1-Trichloroethane	ND	ug/L	5.0	0.11	1		05/29/14 09:54	71-55-6	
1,1,2-Trichloroethane	ND	ug/L	5.0	0.20	1		05/29/14 09:54	79-00-5	
Trichloroethene	**75.5**	ug/L	5.0	0.17	1		05/29/14 09:54	79-01-6	
Vinyl chloride	ND	ug/L	2.0	0.13	1		05/29/14 09:54	75-01-4	
Xylene (Total)	ND	ug/L	5.0	0.42	1		05/29/14 09:54	1330-20-7	
Surrogates									
4-Bromofluorobenzene (S)	102	%	80-120		1		05/29/14 09:54	460-00-4	
1,2-Dichloroethane-d4 (S)	99	%	80-120		1		05/29/14 09:54	17060-07-0	
Toluene-d8 (S)	95	%	80-120		1		05/29/14 09:54	2037-26-5	
Preservation pH	**7.0**		0.10	0.10	1		05/29/14 09:54		pH

REPORT OF LABORATORY ANALYSIS

This report shall not be reproduced, except in full,
without the written consent of Pace Analytical Services, Inc..

Pace Analytical Services, Inc.
9608 Loiret Blvd.
Lenexa, KS 66219
(913)599-5665

ANALYTICAL RESULTS

Project: Fort Smith, AR
Pace Project No.: 60169986

Sample: MW-83-20140523 **Lab ID: 60169986008** Collected: 05/23/14 15:49 Received: 05/23/14 18:40 Matrix: Water

Parameters	Results	Units	Report Limit	MDL	DF	Prepared	Analyzed	CAS No.	Qual
8260 MSV	Analytical Method: EPA 5030B/8260								
Acetone	**3.8J**	ug/L	10.0	1.9	1		05/29/14 10:08	67-64-1	
Benzene	ND	ug/L	5.0	0.060	1		05/29/14 10:08	71-43-2	
Bromodichloromethane	**0.26J**	ug/L	5.0	0.19	1		05/29/14 10:08	75-27-4	
Bromoform	**1.6J**	ug/L	5.0	0.070	1		05/29/14 10:08	75-25-2	
Bromomethane	**1.6J**	ug/L	7.0	0.16	1		05/29/14 10:08	74-83-9	
2-Butanone (MEK)	ND	ug/L	10.0	0.59	1		05/29/14 10:08	78-93-3	
Carbon disulfide	ND	ug/L	10.0	0.12	1		05/29/14 10:08	75-15-0	
Carbon tetrachloride	ND	ug/L	5.0	0.18	1		05/29/14 10:08	56-23-5	
Chlorobenzene	ND	ug/L	5.0	0.21	1		05/29/14 10:08	108-90-7	
Chloroethane	ND	ug/L	10.0	0.15	1		05/29/14 10:08	75-00-3	
Chloroform	**0.16J**	ug/L	5.0	0.14	1		05/29/14 10:08	67-66-3	
Chloromethane	**0.96J**	ug/L	10.0	0.080	1		05/29/14 10:08	74-87-3	
Dibromochloromethane	ND	ug/L	5.0	0.21	1		05/29/14 10:08	124-48-1	
1,1-Dichloroethane	ND	ug/L	2.4	0.050	1		05/29/14 10:08	75-34-3	
1,2-Dichloroethane	ND	ug/L	5.0	0.12	1		05/29/14 10:08	107-06-2	
1,1-Dichloroethene	ND	ug/L	5.0	0.20	1		05/29/14 10:08	75-35-4	
cis-1,2-Dichloroethene	**8.3**	ug/L	5.0	0.080	1		05/29/14 10:08	156-59-2	
trans-1,2-Dichloroethene	**2.1J**	ug/L	5.0	0.20	1		05/29/14 10:08	156-60-5	
1,2-Dichloropropane	ND	ug/L	5.0	0.16	1		05/29/14 10:08	78-87-5	
cis-1,3-Dichloropropene	ND	ug/L	1.0	0.14	1		05/29/14 10:08	10061-01-5	
trans-1,3-Dichloropropene	ND	ug/L	1.0	0.12	1		05/29/14 10:08	10061-02-6	
Ethylbenzene	ND	ug/L	5.0	0.18	1		05/29/14 10:08	100-41-4	
2-Hexanone	ND	ug/L	10.0	1.2	1		05/29/14 10:08	591-78-6	
Methylene chloride	ND	ug/L	5.0	0.15	1		05/29/14 10:08	75-09-2	
4-Methyl-2-pentanone (MIBK)	ND	ug/L	10.0	0.42	1		05/29/14 10:08	108-10-1	L3
Styrene	ND	ug/L	5.0	0.12	1		05/29/14 10:08	100-42-5	
1,1,2,2-Tetrachloroethane	ND	ug/L	1.0	0.15	1		05/29/14 10:08	79-34-5	
Tetrachloroethene	**0.17J**	ug/L	5.0	0.10	1		05/29/14 10:08	127-18-4	
Toluene	ND	ug/L	5.0	0.17	1		05/29/14 10:08	108-88-3	
1,1,1-Trichloroethane	ND	ug/L	5.0	0.11	1		05/29/14 10:08	71-55-6	
1,1,2-Trichloroethane	ND	ug/L	5.0	0.20	1		05/29/14 10:08	79-00-5	
Trichloroethene	**470**	ug/L	25.0	0.85	5		05/29/14 10:23	79-01-6	
Vinyl chloride	ND	ug/L	2.0	0.13	1		05/29/14 10:08	75-01-4	
Xylene (Total)	ND	ug/L	5.0	0.42	1		05/29/14 10:08	1330-20-7	
Surrogates									
4-Bromofluorobenzene (S)	103	%	80-120		1		05/29/14 10:08	460-00-4	
1,2-Dichloroethane-d4 (S)	97	%	80-120		1		05/29/14 10:08	17060-07-0	
Toluene-d8 (S)	95	%	80-120		1		05/29/14 10:08	2037-26-5	
Preservation pH	**1.0**		0.10	0.10	1		05/29/14 10:08		

REPORT OF LABORATORY ANALYSIS

This report shall not be reproduced, except in full,
without the written consent of Pace Analytical Services, Inc..

Pace Analytical Services, Inc.
9608 Loiret Blvd.
Lenexa, KS 66219
(913)599-5665

ANALYTICAL RESULTS

Project: Fort Smith, AR
Pace Project No.: 60169986

Sample: TRIP BLANK **Lab ID: 60169986009** Collected: 05/22/14 07:00 Received: 05/23/14 18:40 Matrix: Water

Parameters	Results	Units	Report Limit	MDL	DF	Prepared	Analyzed	CAS No.	Qual
8260 MSV	Analytical Method: EPA 5030B/8260								
Acetone	ND	ug/L	10.0	1.9	1		05/29/14 09:26	67-64-1	
Benzene	ND	ug/L	5.0	0.060	1		05/29/14 09:26	71-43-2	
Bromodichloromethane	ND	ug/L	5.0	0.19	1		05/29/14 09:26	75-27-4	
Bromoform	ND	ug/L	5.0	0.070	1		05/29/14 09:26	75-25-2	
Bromomethane	ND	ug/L	7.0	0.16	1		05/29/14 09:26	74-83-9	
2-Butanone (MEK)	ND	ug/L	10.0	0.59	1		05/29/14 09:26	78-93-3	
Carbon disulfide	**0.15J**	ug/L	10.0	0.12	1		05/29/14 09:26	75-15-0	
Carbon tetrachloride	ND	ug/L	5.0	0.18	1		05/29/14 09:26	56-23-5	
Chlorobenzene	ND	ug/L	5.0	0.21	1		05/29/14 09:26	108-90-7	
Chloroethane	ND	ug/L	10.0	0.15	1		05/29/14 09:26	75-00-3	
Chloroform	ND	ug/L	5.0	0.14	1		05/29/14 09:26	67-66-3	
Chloromethane	ND	ug/L	10.0	0.080	1		05/29/14 09:26	74-87-3	
Dibromochloromethane	ND	ug/L	5.0	0.21	1		05/29/14 09:26	124-48-1	
1,1-Dichloroethane	ND	ug/L	2.4	0.050	1		05/29/14 09:26	75-34-3	
1,2-Dichloroethane	ND	ug/L	5.0	0.12	1		05/29/14 09:26	107-06-2	
1,1-Dichloroethene	ND	ug/L	5.0	0.20	1		05/29/14 09:26	75-35-4	
cis-1,2-Dichloroethene	ND	ug/L	5.0	0.080	1		05/29/14 09:26	156-59-2	
trans-1,2-Dichloroethene	ND	ug/L	5.0	0.20	1		05/29/14 09:26	156-60-5	
1,2-Dichloropropane	ND	ug/L	5.0	0.16	1		05/29/14 09:26	78-87-5	
cis-1,3-Dichloropropene	ND	ug/L	1.0	0.14	1		05/29/14 09:26	10061-01-5	
trans-1,3-Dichloropropene	ND	ug/L	1.0	0.12	1		05/29/14 09:26	10061-02-6	
Ethylbenzene	ND	ug/L	5.0	0.18	1		05/29/14 09:26	100-41-4	
2-Hexanone	ND	ug/L	10.0	1.2	1		05/29/14 09:26	591-78-6	
Methylene chloride	ND	ug/L	5.0	0.15	1		05/29/14 09:26	75-09-2	
4-Methyl-2-pentanone (MIBK)	ND	ug/L	10.0	0.42	1		05/29/14 09:26	108-10-1	L3
Styrene	ND	ug/L	5.0	0.12	1		05/29/14 09:26	100-42-5	
1,1,2,2-Tetrachloroethane	ND	ug/L	1.0	0.15	1		05/29/14 09:26	79-34-5	
Tetrachloroethene	ND	ug/L	5.0	0.10	1		05/29/14 09:26	127-18-4	
Toluene	ND	ug/L	5.0	0.17	1		05/29/14 09:26	108-88-3	
1,1,1-Trichloroethane	ND	ug/L	5.0	0.11	1		05/29/14 09:26	71-55-6	
1,1,2-Trichloroethane	ND	ug/L	5.0	0.20	1		05/29/14 09:26	79-00-5	
Trichloroethene	ND	ug/L	5.0	0.17	1		05/29/14 09:26	79-01-6	
Vinyl chloride	ND	ug/L	2.0	0.13	1		05/29/14 09:26	75-01-4	
Xylene (Total)	ND	ug/L	5.0	0.42	1		05/29/14 09:26	1330-20-7	
Surrogates									
4-Bromofluorobenzene (S)	102	%	80-120		1		05/29/14 09:26	460-00-4	
1,2-Dichloroethane-d4 (S)	104	%	80-120		1		05/29/14 09:26	17060-07-0	
Toluene-d8 (S)	96	%	80-120		1		05/29/14 09:26	2037-26-5	
Preservation pH	**1.0**		0.10	0.10	1		05/29/14 09:26		

REPORT OF LABORATORY ANALYSIS

This report shall not be reproduced, except in full,
without the written consent of Pace Analytical Services, Inc..

Pace Analytical Services, Inc.
9608 Loiret Blvd.
Lenexa, KS 66219
(913)599-5665

QUALITY CONTROL DATA

Project: Fort Smith, AR
Pace Project No.: 60169986

QC Batch: MSV/61881 Analysis Method: EPA 5030B/8260
QC Batch Method: EPA 5030B/8260 Analysis Description: 8260 MSV Water 10 mL Purge
Associated Lab Samples: 60169986001, 60169986002, 60169986003, 60169986004, 60169986005, 60169986006

METHOD BLANK: 1384820 Matrix: Water
Associated Lab Samples: 60169986001, 60169986002, 60169986003, 60169986004, 60169986005, 60169986006

Parameter	Units	Blank Result	Reporting Limit	Analyzed	Qualifiers
1,1,1-Trichloroethane	ug/L	ND	5.0	05/29/14 02:55	
1,1,2,2-Tetrachloroethane	ug/L	ND	1.0	05/29/14 02:55	
1,1,2-Trichloroethane	ug/L	ND	5.0	05/29/14 02:55	
1,1-Dichloroethane	ug/L	ND	2.4	05/29/14 02:55	
1,1-Dichloroethene	ug/L	ND	5.0	05/29/14 02:55	
1,2-Dichloroethane	ug/L	ND	5.0	05/29/14 02:55	
1,2-Dichloropropane	ug/L	ND	5.0	05/29/14 02:55	
2-Butanone (MEK)	ug/L	ND	10.0	05/29/14 02:55	
2-Hexanone	ug/L	ND	10.0	05/29/14 02:55	
4-Methyl-2-pentanone (MIBK)	ug/L	ND	10.0	05/29/14 02:55	
Acetone	ug/L	ND	10.0	05/29/14 02:55	
Benzene	ug/L	ND	5.0	05/29/14 02:55	
Bromodichloromethane	ug/L	ND	5.0	05/29/14 02:55	
Bromoform	ug/L	ND	5.0	05/29/14 02:55	
Bromomethane	ug/L	ND	7.0	05/29/14 02:55	
Carbon disulfide	ug/L	ND	10.0	05/29/14 02:55	
Carbon tetrachloride	ug/L	ND	5.0	05/29/14 02:55	
Chlorobenzene	ug/L	ND	5.0	05/29/14 02:55	
Chloroethane	ug/L	ND	10.0	05/29/14 02:55	
Chloroform	ug/L	0.53J	5.0	05/29/14 02:55	
Chloromethane	ug/L	ND	10.0	05/29/14 02:55	
cis-1,2-Dichloroethene	ug/L	ND	5.0	05/29/14 02:55	
cis-1,3-Dichloropropene	ug/L	ND	1.0	05/29/14 02:55	
Dibromochloromethane	ug/L	ND	5.0	05/29/14 02:55	
Ethylbenzene	ug/L	ND	5.0	05/29/14 02:55	
Methylene chloride	ug/L	0.57J	5.0	05/29/14 02:55	
Styrene	ug/L	ND	5.0	05/29/14 02:55	
Tetrachloroethene	ug/L	ND	5.0	05/29/14 02:55	
Toluene	ug/L	ND	5.0	05/29/14 02:55	
trans-1,2-Dichloroethene	ug/L	ND	5.0	05/29/14 02:55	
trans-1,3-Dichloropropene	ug/L	ND	1.0	05/29/14 02:55	
Trichloroethene	ug/L	ND	5.0	05/29/14 02:55	
Vinyl chloride	ug/L	ND	2.0	05/29/14 02:55	
Xylene (Total)	ug/L	ND	5.0	05/29/14 02:55	
1,2-Dichloroethane-d4 (S)	%	102	80-120	05/29/14 02:55	
4-Bromofluorobenzene (S)	%	102	80-120	05/29/14 02:55	
Toluene-d8 (S)	%	99	80-120	05/29/14 02:55	

Results presented on this page are in the units indicated by the "Units" column except where an alternate unit is presented to the right of the result.

REPORT OF LABORATORY ANALYSIS

This report shall not be reproduced, except in full,
without the written consent of Pace Analytical Services, Inc..

Pace Analytical Services, Inc.
9608 Loiret Blvd.
Lenexa, KS 66219
(913)599-5665

QUALITY CONTROL DATA

Project: Fort Smith, AR
Pace Project No.: 60169986

LABORATORY CONTROL SAMPLE: 1384821

Parameter	Units	Spike Conc.	LCS Result	LCS % Rec	% Rec Limits	Qualifiers
1,1,1-Trichloroethane	ug/L	20	21.1	105	80-121	
1,1,2,2-Tetrachloroethane	ug/L	20	19.0	95	73-124	
1,1,2-Trichloroethane	ug/L	20	20.2	101	80-120	
1,1-Dichloroethane	ug/L	20	21.5	107	77-120	
1,1-Dichloroethene	ug/L	20	19.0	95	78-126	
1,2-Dichloroethane	ug/L	20	22.8	114	77-123	
1,2-Dichloropropane	ug/L	20	21.3	107	80-121	
2-Butanone (MEK)	ug/L	100	108	108	52-145	
2-Hexanone	ug/L	100	105	105	57-139	
4-Methyl-2-pentanone (MIBK)	ug/L	100	119	119	71-131	
Acetone	ug/L	100	113	113	32-155	
Benzene	ug/L	20	22.1	110	80-120	
Bromodichloromethane	ug/L	20	21.8	109	80-120	
Bromoform	ug/L	20	19.3	96	73-124	
Bromomethane	ug/L	20	17.9	89	31-144	
Carbon disulfide	ug/L	20	23.6	118	65-125	
Carbon tetrachloride	ug/L	20	21.0	105	78-128	
Chlorobenzene	ug/L	20	21.4	107	80-120	
Chloroethane	ug/L	20	23.3	116	55-137	
Chloroform	ug/L	20	20.7	104	79-120	
Chloromethane	ug/L	20	29.9	149	22-138	L0
cis-1,2-Dichloroethene	ug/L	20	21.7	108	80-120	
cis-1,3-Dichloropropene	ug/L	20	20.5	103	80-120	
Dibromochloromethane	ug/L	20	20.6	103	80-120	
Ethylbenzene	ug/L	20	20.2	101	80-121	
Methylene chloride	ug/L	20	24.1	121	73-126	
Styrene	ug/L	20	21.8	109	80-120	
Tetrachloroethene	ug/L	20	18.8	94	80-121	
Toluene	ug/L	20	20.7	103	80-122	
trans-1,2-Dichloroethene	ug/L	20	19.3	97	79-121	
trans-1,3-Dichloropropene	ug/L	20	19.1	96	80-127	
Trichloroethene	ug/L	20	23.2	116	80-120	
Vinyl chloride	ug/L	20	21.5	108	59-120	
Xylene (Total)	ug/L	60	63.1	105	80-121	
1,2-Dichloroethane-d4 (S)	%			99	80-120	
4-Bromofluorobenzene (S)	%			104	80-120	
Toluene-d8 (S)	%			95	80-120	

MATRIX SPIKE & MATRIX SPIKE DUPLICATE: 1384822 1384823

Parameter	Units	60169969006 Result	MS Spike Conc.	MSD Spike Conc.	MS Result	MSD Result	MS % Rec	MSD % Rec	% Rec Limits	RPD	Max RPD	Qual
1,1,1-Trichloroethane	ug/L	ND	20	20	23.8	23.5	115	114	71-136	1	20	
1,1,2,2-Tetrachloroethane	ug/L	ND	20	20	21.2	20.1	106	101	61-127	5	21	
1,1,2-Trichloroethane	ug/L	ND	20	20	19.9	19.0	100	95	63-123	4	22	

Results presented on this page are in the units indicated by the "Units" column except where an alternate unit is presented to the right of the result.

REPORT OF LABORATORY ANALYSIS

This report shall not be reproduced, except in full,
without the written consent of Pace Analytical Services, Inc..

Pace Analytical Services, Inc.
9608 Loiret Blvd.
Lenexa, KS 66219
(913)599-5665

QUALITY CONTROL DATA

Project: Fort Smith, AR
Pace Project No.: 60169986

MATRIX SPIKE & MATRIX SPIKE DUPLICATE: 1384822 1384823

Parameter	Units	60169969006 Result	MS Spike Conc.	MSD Spike Conc.	MS Result	MSD Result	MS % Rec	MSD % Rec	% Rec Limits	RPD	Max RPD	Qual
1,1-Dichloroethane	ug/L	1.5	20	20	25.5	24.0	120	113	62-128	6	25	
1,1-Dichloroethene	ug/L	2.8	20	20	24.7	24.5	109	108	60-144	1	28	
1,2-Dichloroethane	ug/L	ND	20	20	22.7	22.4	114	112	49-148	1	35	
1,2-Dichloropropane	ug/L	ND	20	20	21.8	21.6	109	108	66-130	1	22	
2-Butanone (MEK)	ug/L	ND	100	100	107	106	107	106	36-145	1	23	
2-Hexanone	ug/L	ND	100	100	105	105	105	105	42-140	1	24	
4-Methyl-2-pentanone (MIBK)	ug/L	ND	100	100	118	119	118	119	52-137	1	24	
Acetone	ug/L	ND	100	100	113	119	113	119	24-151	5	23	
Benzene	ug/L	ND	20	20	23.3	23.2	114	113	37-157	1	32	
Bromodichloromethane	ug/L	ND	20	20	22.3	21.5	112	108	67-125	4	21	
Bromoform	ug/L	ND	20	20	18.7	18.5	93	93	55-124	1	23	
Bromomethane	ug/L	ND	20	20	21.5	23.4	107	117	25-138	9	42	
Carbon disulfide	ug/L	ND	20	20	26.6	26.3	132	131	57-133	1	23	
Carbon tetrachloride	ug/L	ND	20	20	24.4	23.8	117	115	68-142	2	21	
Chlorobenzene	ug/L	ND	20	20	21.0	20.8	104	103	66-133	1	20	
Chloroethane	ug/L	ND	20	20	25.8	24.9	129	125	46-147	4	28	
Chloroform	ug/L	3.5	20	20	25.5	24.8	110	107	66-127	3	20	
Chloromethane	ug/L	ND	20	20	32.4	30.5	162	153	19-136	6	36	M0
cis-1,2-Dichloroethene	ug/L	101	20	20	141	134	200	168	55-140	5	23	M1
cis-1,3-Dichloropropene	ug/L	ND	20	20	20.1	19.7	101	99	62-122	2	22	
Dibromochloromethane	ug/L	ND	20	20	19.9	19.7	100	99	62-130	1	22	
Ethylbenzene	ug/L	ND	20	20	20.4	19.7	101	97	31-160	4	32	
Methylene chloride	ug/L	ND	20	20	23.2	22.6	116	113	55-132	3	23	
Styrene	ug/L	ND	20	20	21.2	20.8	106	104	55-134	2	25	
Tetrachloroethene	ug/L	9.5	20	20	31.8	29.5	111	100	69-133	8	20	
Toluene	ug/L	ND	20	20	20.7	20.6	104	103	35-157	1	37	
trans-1,2-Dichloroethene	ug/L	6.5	20	20	24.2	22.8	89	82	66-131	6	23	
trans-1,3-Dichloropropene	ug/L	ND	20	20	18.0	18.0	90	90	62-131	0	23	
Trichloroethene	ug/L	20.8	20	20	47.4	43.1	133	112	61-135	9	21	
Vinyl chloride	ug/L	2.5	20	20	27.3	26.9	124	122	44-128	2	22	
Xylene (Total)	ug/L	ND	60	60	64.2	63.4	107	106	34-156	1	37	
1,2-Dichloroethane-d4 (S)	%						100	99	80-120			
4-Bromofluorobenzene (S)	%						105	102	80-120			
Toluene-d8 (S)	%						95	93	80-120			
Preservation pH		1.0			1.0	1.0				0		

Results presented on this page are in the units indicated by the "Units" column except where an alternate unit is presented to the right of the result.

REPORT OF LABORATORY ANALYSIS

This report shall not be reproduced, except in full,
without the written consent of Pace Analytical Services, Inc..

Pace Analytical Services, Inc.
9608 Loiret Blvd.
Lenexa, KS 66219
(913)599-5665

QUALITY CONTROL DATA

Project: Fort Smith, AR
Pace Project No.: 60169986

QC Batch: MSV/61919 Analysis Method: EPA 5030B/8260
QC Batch Method: EPA 5030B/8260 Analysis Description: 8260 MSV Water 10 mL Purge
Associated Lab Samples: 60169986003, 60169986004, 60169986006, 60169986007, 60169986008, 60169986009

METHOD BLANK: 1385374 Matrix: Water
Associated Lab Samples: 60169986003, 60169986004, 60169986006, 60169986007, 60169986008, 60169986009

Parameter	Units	Blank Result	Reporting Limit	Analyzed	Qualifiers
1,1,1-Trichloroethane	ug/L	ND	5.0	05/29/14 09:11	
1,1,2,2-Tetrachloroethane	ug/L	ND	1.0	05/29/14 09:11	
1,1,2-Trichloroethane	ug/L	ND	5.0	05/29/14 09:11	
1,1-Dichloroethane	ug/L	ND	2.4	05/29/14 09:11	
1,1-Dichloroethene	ug/L	ND	5.0	05/29/14 09:11	
1,2-Dichloroethane	ug/L	ND	5.0	05/29/14 09:11	
1,2-Dichloropropane	ug/L	ND	5.0	05/29/14 09:11	
2-Butanone (MEK)	ug/L	ND	10.0	05/29/14 09:11	
2-Hexanone	ug/L	ND	10.0	05/29/14 09:11	
4-Methyl-2-pentanone (MIBK)	ug/L	ND	10.0	05/29/14 09:11	
Acetone	ug/L	ND	10.0	05/29/14 09:11	
Benzene	ug/L	ND	5.0	05/29/14 09:11	
Bromodichloromethane	ug/L	ND	5.0	05/29/14 09:11	
Bromoform	ug/L	ND	5.0	05/29/14 09:11	
Bromomethane	ug/L	ND	7.0	05/29/14 09:11	
Carbon disulfide	ug/L	ND	10.0	05/29/14 09:11	
Carbon tetrachloride	ug/L	ND	5.0	05/29/14 09:11	
Chlorobenzene	ug/L	ND	5.0	05/29/14 09:11	
Chloroethane	ug/L	ND	10.0	05/29/14 09:11	
Chloroform	ug/L	ND	5.0	05/29/14 09:11	
Chloromethane	ug/L	ND	10.0	05/29/14 09:11	
cis-1,2-Dichloroethene	ug/L	ND	5.0	05/29/14 09:11	
cis-1,3-Dichloropropene	ug/L	ND	1.0	05/29/14 09:11	
Dibromochloromethane	ug/L	ND	5.0	05/29/14 09:11	
Ethylbenzene	ug/L	ND	5.0	05/29/14 09:11	
Methylene chloride	ug/L	ND	5.0	05/29/14 09:11	
Styrene	ug/L	ND	5.0	05/29/14 09:11	
Tetrachloroethene	ug/L	ND	5.0	05/29/14 09:11	
Toluene	ug/L	ND	5.0	05/29/14 09:11	
trans-1,2-Dichloroethene	ug/L	ND	5.0	05/29/14 09:11	
trans-1,3-Dichloropropene	ug/L	ND	1.0	05/29/14 09:11	
Trichloroethene	ug/L	ND	5.0	05/29/14 09:11	
Vinyl chloride	ug/L	ND	2.0	05/29/14 09:11	
Xylene (Total)	ug/L	ND	5.0	05/29/14 09:11	
1,2-Dichloroethane-d4 (S)	%	98	80-120	05/29/14 09:11	
4-Bromofluorobenzene (S)	%	102	80-120	05/29/14 09:11	
Toluene-d8 (S)	%	97	80-120	05/29/14 09:11	

Results presented on this page are in the units indicated by the "Units" column except where an alternate unit is presented to the right of the result.

REPORT OF LABORATORY ANALYSIS

This report shall not be reproduced, except in full,
without the written consent of Pace Analytical Services, Inc..

Pace Analytical Services, Inc.
9608 Loiret Blvd.
Lenexa, KS 66219
(913)599-5665

QUALITY CONTROL DATA

Project: Fort Smith, AR
Pace Project No.: 60169986

LABORATORY CONTROL SAMPLE: 1385375

Parameter	Units	Spike Conc.	LCS Result	LCS % Rec	% Rec Limits	Qualifiers
1,1,1-Trichloroethane	ug/L	20	21.5	107	80-121	
1,1,2,2-Tetrachloroethane	ug/L	20	22.8	114	73-124	
1,1,2-Trichloroethane	ug/L	20	20.8	104	80-120	
1,1-Dichloroethane	ug/L	20	22.1	111	77-120	
1,1-Dichloroethene	ug/L	20	20.3	102	78-126	
1,2-Dichloroethane	ug/L	20	23.0	115	77-123	
1,2-Dichloropropane	ug/L	20	22.2	111	80-121	
2-Butanone (MEK)	ug/L	100	115	115	52-145	
2-Hexanone	ug/L	100	115	115	57-139	
4-Methyl-2-pentanone (MIBK)	ug/L	100	132	132	71-131	L0
Acetone	ug/L	100	125	125	32-155	
Benzene	ug/L	20	22.0	110	80-120	
Bromodichloromethane	ug/L	20	22.6	113	80-120	
Bromoform	ug/L	20	20.3	101	73-124	
Bromomethane	ug/L	20	23.3	116	31-144	
Carbon disulfide	ug/L	20	24.1	120	65-125	
Carbon tetrachloride	ug/L	20	21.6	108	78-128	
Chlorobenzene	ug/L	20	20.7	104	80-120	
Chloroethane	ug/L	20	23.1	116	55-137	
Chloroform	ug/L	20	20.9	104	79-120	
Chloromethane	ug/L	20	25.5	128	22-138	
cis-1,2-Dichloroethene	ug/L	20	22.0	110	80-120	
cis-1,3-Dichloropropene	ug/L	20	22.2	111	80-120	
Dibromochloromethane	ug/L	20	20.6	103	80-120	
Ethylbenzene	ug/L	20	19.4	97	80-121	
Methylene chloride	ug/L	20	22.4	112	73-126	
Styrene	ug/L	20	22.0	110	80-120	
Tetrachloroethene	ug/L	20	18.3	91	80-121	
Toluene	ug/L	20	19.9	100	80-122	
trans-1,2-Dichloroethene	ug/L	20	19.2	96	79-121	
trans-1,3-Dichloropropene	ug/L	20	20.0	100	80-127	
Trichloroethene	ug/L	20	21.7	108	80-120	
Vinyl chloride	ug/L	20	20.7	103	59-120	
Xylene (Total)	ug/L	60	62.1	103	80-121	
1,2-Dichloroethane-d4 (S)	%			96	80-120	
4-Bromofluorobenzene (S)	%			104	80-120	
Toluene-d8 (S)	%			93	80-120	

Results presented on this page are in the units indicated by the "Units" column except where an alternate unit is presented to the right of the result.

REPORT OF LABORATORY ANALYSIS

This report shall not be reproduced, except in full,
without the written consent of Pace Analytical Services, Inc..

Pace Analytical Services, Inc.
9608 Loiret Blvd.
Lenexa, KS 66219
(913)599-5665

QUALIFIERS

Project: Fort Smith, AR
Pace Project No.: 60169986

DEFINITIONS

DF - Dilution Factor, if reported, represents the factor applied to the reported data due to changes in sample preparation, dilution of the sample aliquot, or moisture content.

ND - Not Detected at or above adjusted reporting limit.

J - Estimated concentration above the adjusted method detection limit and below the adjusted reporting limit.

MDL - Adjusted Method Detection Limit.

PRL - Pace Reporting Limit.

RL - Reporting Limit.

S - Surrogate

1,2-Diphenylhydrazine (8270 listed analyte) decomposes to Azobenzene.

Consistent with EPA guidelines, unrounded data are displayed and have been used to calculate % recovery and RPD values.

LCS(D) - Laboratory Control Sample (Duplicate)

MS(D) - Matrix Spike (Duplicate)

DUP - Sample Duplicate

RPD - Relative Percent Difference

NC - Not Calculable.

SG - Silica Gel - Clean-Up

U - Indicates the compound was analyzed for, but not detected.

N-Nitrosodiphenylamine decomposes and cannot be separated from Diphenylamine using Method 8270. The result reported for each analyte is a combined concentration.

Pace Analytical is TNI accredited. Contact your Pace PM for the current list of accredited analytes.

TNI - The NELAC Institute.

BATCH QUALIFIERS

Batch: MSV/61919

[M5]	A matrix spike/matrix spike duplicate was not performed for this batch due to insufficient sample volume.

ANALYTE QUALIFIERS

B	Analyte was detected in the associated method blank.
L0	Analyte recovery in the laboratory control sample (LCS) was outside QC limits.
L3	Analyte recovery in the laboratory control sample (LCS) exceeded QC limits. Analyte presence below reporting limits in associated samples. Results unaffected by high bias.
M0	Matrix spike recovery and/or matrix spike duplicate recovery was outside laboratory control limits.
M1	Matrix spike recovery exceeded QC limits. Batch accepted based on laboratory control sample (LCS) recovery.
pH	Post-analysis pH measurement indicates insufficient VOA sample preservation.

This report shall not be reproduced, except in full,
without the written consent of Pace Analytical Services, Inc..

Pace Analytical Services, Inc.
9608 Loiret Blvd.
Lenexa, KS 66219
(913)599-5665

QUALITY CONTROL DATA CROSS REFERENCE TABLE

Project: Fort Smith, AR
Pace Project No.: 60169986

Lab ID	Sample ID	QC Batch Method	QC Batch	Analytical Method	Analytical Batch
60169986001	**MW-24-20140522**	EPA 5030B/8260	MSV/61881		
60169986002	**MW-23-20140522**	EPA 5030B/8260	MSV/61881		
60169986003	**IW-106-20140523**	EPA 5030B/8260	MSV/61881		
60169986003	**IW-106-20140523**	EPA 5030B/8260	MSV/61919		
60169986004	**IW-108-20140523**	EPA 5030B/8260	MSV/61881		
60169986004	**IW-108-20140523**	EPA 5030B/8260	MSV/61919		
60169986005	**IW-109-20140523**	EPA 5030B/8260	MSV/61881		
60169986006	**IW-101-20140523**	EPA 5030B/8260	MSV/61881		
60169986006	**IW-101-20140523**	EPA 5030B/8260	MSV/61919		
60169986007	**IW-130-20140523**	EPA 5030B/8260	MSV/61919		
60169986008	**MW-83-20140523**	EPA 5030B/8260	MSV/61919		
60169986009	**TRIP BLANK**	EPA 5030B/8260	MSV/61919		

This report shall not be reproduced, except in full,
without the written consent of Pace Analytical Services, Inc..

Pace Analytical
www.pacelabs.com

Sample Condition Upon Receipt

WO# : 60169986

60169986

Client Name: Environ

Optional
Proj Due Date:
Proj Name:

Courier: Fed Ex ☐ UPS ☐ USPS ☐ Client ☐ Commercial ☐ Pace ☐ Other ☒ NTA

Tracking #: _____ Pace Shipping Label Used? Yes ☐ No ☑

Custody Seal on Cooler/Box Present: Yes ☑ No ☐ Seals intact: Yes ☑ No ☐

Packing Material: Bubble Wrap ☐ Bubble Bags ☐ Foam ☑ None ☐ Other ☑ ZPLC

Thermometer Used: T-239 / T-194 **Type of Ice:** Wet Blue None ☐ Samples received on ice, cooling process has begun.
(circle one)

Cooler Temperature: 3.2

Temperature should be above freezing to 6°C

Date and initials of person examining contents: JVS 5/24/14

Chain of Custody present:	☑Yes ☐No ☐N/A	1.
Chain of Custody filled out:	☑Yes ☐No ☐N/A	2.
Chain of Custody relinquished:	☑Yes ☐No ☐N/A	3.
Sampler name & signature on COC:	☑Yes ☐No ☐N/A	4.
Samples arrived within holding time:	☑Yes ☐No ☐N/A	5.
Short Hold Time analyses (<72hr):	☐Yes ☑No ☐N/A	6.
Rush Turn Around Time requested:	☐Yes ☑No ☐N/A	7.
Sufficient volume:	☑Yes ☐No ☐N/A	8.
Correct containers used:	☑Yes ☐No ☐N/A	
Pace containers used:	☑Yes ☐No ☐N/A	9.
Containers intact:	☑Yes ☐No ☐N/A	10.
Unpreserved 5035A soils frozen w/in 48hrs?	☐Yes ☐No ☑N/A	11.
Filtered volume received for dissolved tests?	☐Yes ☐No ☑N/A	12.
Sample labels match COC:	☑Yes ☐No ☐N/A	
Includes date/time/ID/analyses Matrix: WT		13.
All containers needing preservation have been checked.	☐Yes ☐No ☑N/A	
All containers needing preservation are found to be in compliance with EPA recommendation.	☐Yes ☐No ☑N/A	14.
Exceptions: VOA, coliform, TOC, O&G, WI-DRO (water), Phenolics	☑Yes ☐No	Initial when completed / Lot # of added preservative
Trip Blank present:	☑Yes ☐No ☐N/A	
Pace Trip Blank lot # (if purchased): Cover		15.
Headspace in VOA vials (>6mm):	☐Yes ☑No ☐N/A	16.
Project sampled in USDA Regulated Area:	☐Yes ☐No ☑N/A	17. List State:

Client Notification/ Resolution: Copy COC to Client? Y / N Field Data Required? Y / N

Person Contacted: _____ Date/Time: _____

Comments/ Resolution: _____

Project Manager Review: MW Date: 5/27/14

Pace Analytical
www.pacelabs.com

CHAIN-OF-CUSTODY / Analytical Request Document

The Chain-of-Custody is a LEGAL DOCUMENT. All relevant fields must be completed accurately.

Section A Required Client Information:		Section B Required Project Information:		Section C Invoice Information:	
Company:	Environ	Report To:	Wendy Stonestreet	Attention:	Tamara Gleason
Address:	7500 College Blvd., Ste. 925	Copy To:	Tamara Gleason	Company Name:	
	Overland Park, KS 66210		tgleason@environcorp.com	Address:	
Email To:	wstonestreet@environcorp.com	Purchase Order No.:		Pace Quote Reference:	
Phone:	913-553-5926 Fax:	Project Name:	Fort Smith, AR	Pace Project Manager:	MJ Walls
Requested Due Date/TAT:		Project Number:		Pace Profile #:	7444, line 1

REGULATORY AGENCY

☐ NPDES ☐ GROUND WATER ☐ DRINKING WATER

☐ UST ☐ RCRA ☐ OTHER _____

Site Location STATE: AR

Requested Analysis Filtered (Y/N)

ITEM #	Section D Required Client Information — SAMPLE ID (A-Z, 0-9 / ,-) Sample IDs MUST BE UNIQUE	Valid Matrix Codes: MATRIX / CODE — DRINKING WATER DW; WATER WT; WASTE WATER WW; PRODUCT P; SOIL/SOLID SL; OIL OL; WIPE WP; AIR AR; OTHER OT; TISSUE TS	MATRIX CODE (see valid codes to left)	SAMPLE TYPE (G=GRAB C=COMP)	COLLECTED: COMPOSITE START DATE	COMPOSITE START TIME	COMPOSITE END/GRAB DATE	COMPOSITE END/GRAB TIME	SAMPLE TEMP AT COLLECTION	# OF CONTAINERS	Preservatives: Unpreserved	H_2SO_4	HNO_3	HCl	NaOH	$Na_2S_2O_3$	Methanol	Other	Analysis Test Y/N	8260 client specific list	Residual Chlorine (Y/N)	Pace Project No./ Lab I.D.
1	MW-24-20140522		WT	G			5/22/14	1603		3				X						X		60169986 001
2	MW-23-20140522		WT	G			5/22/14	1721		3				X						X		002
3	IW-100-20140523		WT	G			5/23/14	0916		3				X						X		003
4	IW-108-20140523		WT	G			5/23/14	1055		3				X						X		004
5	IW-109-20140523		WT	G			5/23/14	1148		3				X						X		005
6	IW-101-20140523		WT	G			5/23/14	1248		3				X						X		006
7	IW-130-20140523 MS		WT	G			5/23/14	1437		3				X						X		007
8	MW-83-20140523		WT	G			5/23/14	1549		3				X						X		008
9	Trip Blank		WT	G			5/22/14	0700		2				X						X		009
10																						
11																						
12																						

ADDITIONAL COMMENTS	RELINQUISHED BY / AFFILIATION	DATE	TIME	ACCEPTED BY / AFFILIATION	DATE	TIME	SAMPLE CONDITIONS: Temp in °C	Received on Ice (Y/N)	Custody Sealed Cooler (Y/N)	Samples Intact (Y/N)
	Victoria Sieglen / Environ	5/23/14	1700	PASE	5/23/14	1840	3.2	Y	Y	Y

SAMPLER NAME AND SIGNATURE

PRINT Name of SAMPLER: Victoria Sieglen

SIGNATURE of SAMPLER: Victoria Sieglen DATE Signed (MM/DD/YY): 5/23/14

*Important Note: By signing this form you are accepting Pace's NET 30 day payment terms and agreeing to late charges of 1.5% per month for any invoices not paid within 30 days.

Pace Analytical Services, Inc.
9608 Loiret Blvd.
Lenexa, KS 66219
(913)599-5665

June 02, 2014

Wendy Stonestreet
Environ International Corporation
7500 College Blvd Ste 925
Overland Park, KS 66210

RE: Project: FORT SMITH, AR
Pace Project No.: 60170152

Dear Wendy Stonestreet:
Enclosed are the analytical results for sample(s) received by the laboratory on May 29, 2014. The results relate only to the samples included in this report. Results reported herein conform to the most current TNI standards and the laboratory's Quality Assurance Manual, where applicable, unless otherwise noted in the body of the report.

If you have any questions concerning this report, please feel free to contact me.

Sincerely,



Mary Jane Walls
maryjane.walls@pacelabs.com
PM Lab Management

Enclosures

cc: EDD, Environ_AR
Tamara Gleason, ENVIRON International Corporation
Wayne Weber, Environ

REPORT OF LABORATORY ANALYSIS

This report shall not be reproduced, except in full,
without the written consent of Pace Analytical Services, Inc..

Pace Analytical Services, Inc.
9608 Loiret Blvd.
Lenexa, KS 66219
(913)599-5665

CERTIFICATIONS

Project: FORT SMITH, AR
Pace Project No.: 60170152

Kansas Certification IDs
9608 Loiret Boulevard, Lenexa, KS 66219
WY STR Certification #: 2456.01
Arkansas Certification #: 13-012-0
Illinois Certification #: 003097
Iowa Certification #: 118
Kansas/NELAP Certification #: E-10116
Louisiana Certification #: 03055
Nevada Certification #: KS000212008A
Oklahoma Certification #: 9205/9935
Texas Certification #: T104704407-13-4
Utah Certification #: KS000212013-3
Illinois Certification #: 003097

REPORT OF LABORATORY ANALYSIS

This report shall not be reproduced, except in full,
without the written consent of Pace Analytical Services, Inc..

Pace Analytical Services, Inc.
9608 Loiret Blvd.
Lenexa, KS 66219
(913)599-5665

SAMPLE SUMMARY

Project: FORT SMITH, AR
Pace Project No.: 60170152

Lab ID	Sample ID	Matrix	Date Collected	Date Received
60170152001	**IW-131-201405**	Water	05/28/14 10:55	05/29/14 06:10
60170152002	**MW-84-201405**	Water	05/27/14 18:05	05/29/14 06:10
60170152003	**IW-79-201405**	Water	05/28/14 12:15	05/29/14 06:10
60170152004	**IW-78-201405**	Water	05/28/14 13:15	05/29/14 06:10
60170152005	**IW-115-201405**	Water	05/28/14 14:15	05/29/14 06:10
60170152006	**IW-118-201405**	Water	05/28/14 15:35	05/29/14 06:10
60170152007	**MW-82-201405**	Water	05/28/14 16:45	05/29/14 06:10
60170152008	**TRIP BLANK 01-201405**	Water	05/28/14 10:55	05/29/14 06:10

REPORT OF LABORATORY ANALYSIS

This report shall not be reproduced, except in full,
without the written consent of Pace Analytical Services, Inc..

Pace Analytical Services, Inc.
9608 Loiret Blvd.
Lenexa, KS 66219
(913)599-5665

SAMPLE ANALYTE COUNT

Project: FORT SMITH, AR
Pace Project No.: 60170152

Lab ID	Sample ID	Method	Analysts	Analytes Reported	Laboratory
60170152001	**IW-131-201405**	EPA 5030B/8260	PRG	38	
60170152002	**MW-84-201405**	EPA 5030B/8260	PRG	38	
60170152003	**IW-79-201405**	EPA 5030B/8260	PRG	38	
60170152004	**IW-78-201405**	EPA 5030B/8260	PRG	38	
60170152005	**IW-115-201405**	EPA 5030B/8260	PRG	38	
60170152006	**IW-118-201405**	EPA 5030B/8260	PRG	38	
60170152007	**MW-82-201405**	EPA 5030B/8260	PRG	38	
60170152008	**TRIP BLANK 01-201405**	EPA 5030B/8260	PRG	38	

This report shall not be reproduced, except in full,
without the written consent of Pace Analytical Services, Inc..

Pace Analytical Services, Inc.
9608 Loiret Blvd.
Lenexa, KS 66219
(913)599-5665

PROJECT NARRATIVE

Project: FORT SMITH, AR
Pace Project No.: 60170152

Method: **EPA 5030B/8260**
Description: 8260 MSV
Client: Environ_AR
Date: June 02, 2014

General Information:
8 samples were analyzed for EPA 5030B/8260. All samples were received in acceptable condition with any exceptions noted below.

Hold Time:
The samples were analyzed within the method required hold times with any exceptions noted below.

Initial Calibrations (including MS Tune as applicable):
All criteria were within method requirements with any exceptions noted below.

Continuing Calibration:
All criteria were within method requirements with any exceptions noted below.

Internal Standards:
All internal standards were within QC limits with any exceptions noted below.

Surrogates:
All surrogates were within QC limits with any exceptions noted below.

Method Blank:
All analytes were below the report limit in the method blank, where applicable, with any exceptions noted below.

QC Batch: MSV/61943

B: Analyte was detected in the associated method blank.
- BLANK for HBN 340416 [MSV/6194 (Lab ID: 1386163)
  - Carbon disulfide

Laboratory Control Spike:
All laboratory control spike compounds were within QC limits with any exceptions noted below.

Matrix Spikes:
All percent recoveries and relative percent differences (RPDs) were within acceptance criteria with any exceptions noted below.

QC Batch: MSV/61943

A matrix spike/matrix spike duplicate was not performed due to insufficient sample volume.

Additional Comments:

This data package has been reviewed for quality and completeness and is approved for release.

This report shall not be reproduced, except in full,
without the written consent of Pace Analytical Services, Inc..

Pace Analytical Services, Inc.
9608 Loiret Blvd.
Lenexa, KS 66219
(913)599-5665

ANALYTICAL RESULTS

Project: FORT SMITH, AR
Pace Project No.: 60170152

Sample: IW-131-201405 **Lab ID: 60170152001** Collected: 05/28/14 10:55 Received: 05/29/14 06:10 Matrix: Water

Parameters	Results	Units	Report Limit	MDL	DF	Prepared	Analyzed	CAS No.	Qual
8260 MSV	Analytical Method: EPA 5030B/8260								
Acetone	**33.9**	ug/L	10.0	1.9	1		05/30/14 12:34	67-64-1	
Benzene	ND	ug/L	5.0	0.060	1		05/30/14 12:34	71-43-2	
Bromodichloromethane	ND	ug/L	5.0	0.19	1		05/30/14 12:34	75-27-4	
Bromoform	ND	ug/L	5.0	0.070	1		05/30/14 12:34	75-25-2	
Bromomethane	ND	ug/L	7.0	0.16	1		05/30/14 12:34	74-83-9	
2-Butanone (MEK)	**25.0**	ug/L	10.0	0.59	1		05/30/14 12:34	78-93-3	
Carbon disulfide	ND	ug/L	10.0	0.12	1		05/30/14 12:34	75-15-0	
Carbon tetrachloride	ND	ug/L	5.0	0.18	1		05/30/14 12:34	56-23-5	
Chlorobenzene	ND	ug/L	5.0	0.21	1		05/30/14 12:34	108-90-7	
Chloroethane	ND	ug/L	10.0	0.15	1		05/30/14 12:34	75-00-3	
Chloroform	**0.20J**	ug/L	5.0	0.14	1		05/30/14 12:34	67-66-3	
Chloromethane	ND	ug/L	10.0	0.080	1		05/30/14 12:34	74-87-3	
Dibromochloromethane	ND	ug/L	5.0	0.21	1		05/30/14 12:34	124-48-1	
1,1-Dichloroethane	ND	ug/L	2.4	0.050	1		05/30/14 12:34	75-34-3	
1,2-Dichloroethane	ND	ug/L	5.0	0.12	1		05/30/14 12:34	107-06-2	
1,1-Dichloroethene	**0.38J**	ug/L	5.0	0.20	1		05/30/14 12:34	75-35-4	
cis-1,2-Dichloroethene	**8.8**	ug/L	5.0	0.080	1		05/30/14 12:34	156-59-2	
trans-1,2-Dichloroethene	**1.4J**	ug/L	5.0	0.20	1		05/30/14 12:34	156-60-5	
1,2-Dichloropropane	ND	ug/L	5.0	0.16	1		05/30/14 12:34	78-87-5	
cis-1,3-Dichloropropene	ND	ug/L	1.0	0.14	1		05/30/14 12:34	10061-01-5	
trans-1,3-Dichloropropene	ND	ug/L	1.0	0.12	1		05/30/14 12:34	10061-02-6	
Ethylbenzene	ND	ug/L	5.0	0.18	1		05/30/14 12:34	100-41-4	
2-Hexanone	ND	ug/L	10.0	1.2	1		05/30/14 12:34	591-78-6	
Methylene chloride	ND	ug/L	5.0	0.15	1		05/30/14 12:34	75-09-2	
4-Methyl-2-pentanone (MIBK)	ND	ug/L	10.0	0.42	1		05/30/14 12:34	108-10-1	
Styrene	ND	ug/L	5.0	0.12	1		05/30/14 12:34	100-42-5	
1,1,2,2-Tetrachloroethane	ND	ug/L	1.0	0.15	1		05/30/14 12:34	79-34-5	
Tetrachloroethene	**0.15J**	ug/L	5.0	0.10	1		05/30/14 12:34	127-18-4	
Toluene	ND	ug/L	5.0	0.17	1		05/30/14 12:34	108-88-3	
1,1,1-Trichloroethane	ND	ug/L	5.0	0.11	1		05/30/14 12:34	71-55-6	
1,1,2-Trichloroethane	ND	ug/L	5.0	0.20	1		05/30/14 12:34	79-00-5	
Trichloroethene	**443**	ug/L	25.0	0.85	5		05/30/14 12:48	79-01-6	
Vinyl chloride	**0.30J**	ug/L	2.0	0.13	1		05/30/14 12:34	75-01-4	
Xylene (Total)	ND	ug/L	5.0	0.42	1		05/30/14 12:34	1330-20-7	
Surrogates									
4-Bromofluorobenzene (S)	103	%	80-120		1		05/30/14 12:34	460-00-4	
1,2-Dichloroethane-d4 (S)	105	%	80-120		1		05/30/14 12:34	17060-07-0	
Toluene-d8 (S)	95	%	80-120		1		05/30/14 12:34	2037-26-5	
Preservation pH	**1.0**		0.10	0.10	1		05/30/14 12:34		

REPORT OF LABORATORY ANALYSIS

This report shall not be reproduced, except in full,
without the written consent of Pace Analytical Services, Inc..

Pace Analytical Services, Inc.
9608 Loiret Blvd.
Lenexa, KS 66219
(913)599-5665

ANALYTICAL RESULTS

Project: FORT SMITH, AR
Pace Project No.: 60170152

Sample: MW-84-201405 **Lab ID: 60170152002** Collected: 05/27/14 18:05 Received: 05/29/14 06:10 Matrix: Water

Parameters	Results	Units	Report Limit	MDL	DF	Prepared	Analyzed	CAS No.	Qual
8260 MSV	Analytical Method: EPA 5030B/8260								
Acetone	ND	ug/L	10.0	1.9	1		05/30/14 13:02	67-64-1	
Benzene	ND	ug/L	5.0	0.060	1		05/30/14 13:02	71-43-2	
Bromodichloromethane	ND	ug/L	5.0	0.19	1		05/30/14 13:02	75-27-4	
Bromoform	ND	ug/L	5.0	0.070	1		05/30/14 13:02	75-25-2	
Bromomethane	ND	ug/L	7.0	0.16	1		05/30/14 13:02	74-83-9	
2-Butanone (MEK)	ND	ug/L	10.0	0.59	1		05/30/14 13:02	78-93-3	
Carbon disulfide	ND	ug/L	10.0	0.12	1		05/30/14 13:02	75-15-0	
Carbon tetrachloride	ND	ug/L	5.0	0.18	1		05/30/14 13:02	56-23-5	
Chlorobenzene	ND	ug/L	5.0	0.21	1		05/30/14 13:02	108-90-7	
Chloroethane	ND	ug/L	10.0	0.15	1		05/30/14 13:02	75-00-3	
Chloroform	**0.40J**	ug/L	5.0	0.14	1		05/30/14 13:02	67-66-3	
Chloromethane	ND	ug/L	10.0	0.080	1		05/30/14 13:02	74-87-3	
Dibromochloromethane	ND	ug/L	5.0	0.21	1		05/30/14 13:02	124-48-1	
1,1-Dichloroethane	ND	ug/L	2.4	0.050	1		05/30/14 13:02	75-34-3	
1,2-Dichloroethane	ND	ug/L	5.0	0.12	1		05/30/14 13:02	107-06-2	
1,1-Dichloroethene	**0.45J**	ug/L	5.0	0.20	1		05/30/14 13:02	75-35-4	
cis-1,2-Dichloroethene	**4.6J**	ug/L	5.0	0.080	1		05/30/14 13:02	156-59-2	
trans-1,2-Dichloroethene	**0.40J**	ug/L	5.0	0.20	1		05/30/14 13:02	156-60-5	
1,2-Dichloropropane	ND	ug/L	5.0	0.16	1		05/30/14 13:02	78-87-5	
cis-1,3-Dichloropropene	ND	ug/L	1.0	0.14	1		05/30/14 13:02	10061-01-5	
trans-1,3-Dichloropropene	ND	ug/L	1.0	0.12	1		05/30/14 13:02	10061-02-6	
Ethylbenzene	ND	ug/L	5.0	0.18	1		05/30/14 13:02	100-41-4	
2-Hexanone	ND	ug/L	10.0	1.2	1		05/30/14 13:02	591-78-6	
Methylene chloride	ND	ug/L	5.0	0.15	1		05/30/14 13:02	75-09-2	
4-Methyl-2-pentanone (MIBK)	ND	ug/L	10.0	0.42	1		05/30/14 13:02	108-10-1	
Styrene	ND	ug/L	5.0	0.12	1		05/30/14 13:02	100-42-5	
1,1,2,2-Tetrachloroethane	ND	ug/L	1.0	0.15	1		05/30/14 13:02	79-34-5	
Tetrachloroethene	ND	ug/L	5.0	0.10	1		05/30/14 13:02	127-18-4	
Toluene	**0.55J**	ug/L	5.0	0.17	1		05/30/14 13:02	108-88-3	
1,1,1-Trichloroethane	ND	ug/L	5.0	0.11	1		05/30/14 13:02	71-55-6	
1,1,2-Trichloroethane	ND	ug/L	5.0	0.20	1		05/30/14 13:02	79-00-5	
Trichloroethene	**214**	ug/L	25.0	0.85	5		05/30/14 13:17	79-01-6	
Vinyl chloride	**0.16J**	ug/L	2.0	0.13	1		05/30/14 13:02	75-01-4	
Xylene (Total)	ND	ug/L	5.0	0.42	1		05/30/14 13:02	1330-20-7	
Surrogates									
4-Bromofluorobenzene (S)	102	%	80-120		1		05/30/14 13:02	460-00-4	
1,2-Dichloroethane-d4 (S)	100	%	80-120		1		05/30/14 13:02	17060-07-0	
Toluene-d8 (S)	92	%	80-120		1		05/30/14 13:02	2037-26-5	
Preservation pH	**1.0**		0.10	0.10	1		05/30/14 13:02		

REPORT OF LABORATORY ANALYSIS

This report shall not be reproduced, except in full,
without the written consent of Pace Analytical Services, Inc..

Pace Analytical Services, Inc.
9608 Loiret Blvd.
Lenexa, KS 66219
(913)599-5665

ANALYTICAL RESULTS

Project: FORT SMITH, AR
Pace Project No.: 60170152

Sample: IW-79-201405 **Lab ID: 60170152003** Collected: 05/28/14 12:15 Received: 05/29/14 06:10 Matrix: Water

Parameters	Results	Units	Report Limit	MDL	DF	Prepared	Analyzed	CAS No.	Qual
8260 MSV	Analytical Method: EPA 5030B/8260								
Acetone	ND	ug/L	10.0	1.9	1		05/30/14 13:31	67-64-1	
Benzene	**0.21J**	ug/L	5.0	0.060	1		05/30/14 13:31	71-43-2	
Bromodichloromethane	ND	ug/L	5.0	0.19	1		05/30/14 13:31	75-27-4	
Bromoform	**1.3J**	ug/L	5.0	0.070	1		05/30/14 13:31	75-25-2	
Bromomethane	ND	ug/L	7.0	0.16	1		05/30/14 13:31	74-83-9	
2-Butanone (MEK)	ND	ug/L	10.0	0.59	1		05/30/14 13:31	78-93-3	
Carbon disulfide	ND	ug/L	10.0	0.12	1		05/30/14 13:31	75-15-0	
Carbon tetrachloride	ND	ug/L	5.0	0.18	1		05/30/14 13:31	56-23-5	
Chlorobenzene	ND	ug/L	5.0	0.21	1		05/30/14 13:31	108-90-7	
Chloroethane	ND	ug/L	10.0	0.15	1		05/30/14 13:31	75-00-3	
Chloroform	**0.30J**	ug/L	5.0	0.14	1		05/30/14 13:31	67-66-3	
Chloromethane	ND	ug/L	10.0	0.080	1		05/30/14 13:31	74-87-3	
Dibromochloromethane	ND	ug/L	5.0	0.21	1		05/30/14 13:31	124-48-1	
1,1-Dichloroethane	ND	ug/L	2.4	0.050	1		05/30/14 13:31	75-34-3	
1,2-Dichloroethane	ND	ug/L	5.0	0.12	1		05/30/14 13:31	107-06-2	
1,1-Dichloroethene	ND	ug/L	5.0	0.20	1		05/30/14 13:31	75-35-4	
cis-1,2-Dichloroethene	**6.9**	ug/L	5.0	0.080	1		05/30/14 13:31	156-59-2	
trans-1,2-Dichloroethene	**1.7J**	ug/L	5.0	0.20	1		05/30/14 13:31	156-60-5	
1,2-Dichloropropane	ND	ug/L	5.0	0.16	1		05/30/14 13:31	78-87-5	
cis-1,3-Dichloropropene	ND	ug/L	1.0	0.14	1		05/30/14 13:31	10061-01-5	
trans-1,3-Dichloropropene	ND	ug/L	1.0	0.12	1		05/30/14 13:31	10061-02-6	
Ethylbenzene	ND	ug/L	5.0	0.18	1		05/30/14 13:31	100-41-4	
2-Hexanone	ND	ug/L	10.0	1.2	1		05/30/14 13:31	591-78-6	
Methylene chloride	ND	ug/L	5.0	0.15	1		05/30/14 13:31	75-09-2	
4-Methyl-2-pentanone (MIBK)	ND	ug/L	10.0	0.42	1		05/30/14 13:31	108-10-1	
Styrene	ND	ug/L	5.0	0.12	1		05/30/14 13:31	100-42-5	
1,1,2,2-Tetrachloroethane	ND	ug/L	1.0	0.15	1		05/30/14 13:31	79-34-5	
Tetrachloroethene	ND	ug/L	5.0	0.10	1		05/30/14 13:31	127-18-4	
Toluene	ND	ug/L	5.0	0.17	1		05/30/14 13:31	108-88-3	
1,1,1-Trichloroethane	ND	ug/L	5.0	0.11	1		05/30/14 13:31	71-55-6	
1,1,2-Trichloroethane	ND	ug/L	5.0	0.20	1		05/30/14 13:31	79-00-5	
Trichloroethene	**426**	ug/L	25.0	0.85	5		05/30/14 13:45	79-01-6	
Vinyl chloride	ND	ug/L	2.0	0.13	1		05/30/14 13:31	75-01-4	
Xylene (Total)	ND	ug/L	5.0	0.42	1		05/30/14 13:31	1330-20-7	
Surrogates									
4-Bromofluorobenzene (S)	100	%	80-120		1		05/30/14 13:31	460-00-4	
1,2-Dichloroethane-d4 (S)	101	%	80-120		1		05/30/14 13:31	17060-07-0	
Toluene-d8 (S)	95	%	80-120		1		05/30/14 13:31	2037-26-5	
Preservation pH	**1.0**		0.10	0.10	1		05/30/14 13:31		

REPORT OF LABORATORY ANALYSIS

This report shall not be reproduced, except in full,
without the written consent of Pace Analytical Services, Inc..

Pace Analytical Services, Inc.
9608 Loiret Blvd.
Lenexa, KS 66219
(913)599-5665

ANALYTICAL RESULTS

Project: FORT SMITH, AR
Pace Project No.: 60170152

Sample: IW-78-201405 **Lab ID: 60170152004** Collected: 05/28/14 13:15 Received: 05/29/14 06:10 Matrix: Water

Parameters	Results	Units	Report Limit	MDL	DF	Prepared	Analyzed	CAS No.	Qual
8260 MSV	Analytical Method: EPA 5030B/8260								
Acetone	**9.1J**	ug/L	10.0	1.9	1		05/30/14 14:00	67-64-1	
Benzene	**0.23J**	ug/L	5.0	0.060	1		05/30/14 14:00	71-43-2	
Bromodichloromethane	ND	ug/L	5.0	0.19	1		05/30/14 14:00	75-27-4	
Bromoform	**5.1**	ug/L	5.0	0.070	1		05/30/14 14:00	75-25-2	
Bromomethane	**2.0J**	ug/L	7.0	0.16	1		05/30/14 14:00	74-83-9	
2-Butanone (MEK)	ND	ug/L	10.0	0.59	1		05/30/14 14:00	78-93-3	
Carbon disulfide	ND	ug/L	10.0	0.12	1		05/30/14 14:00	75-15-0	
Carbon tetrachloride	ND	ug/L	5.0	0.18	1		05/30/14 14:00	56-23-5	
Chlorobenzene	ND	ug/L	5.0	0.21	1		05/30/14 14:00	108-90-7	
Chloroethane	ND	ug/L	10.0	0.15	1		05/30/14 14:00	75-00-3	
Chloroform	**0.22J**	ug/L	5.0	0.14	1		05/30/14 14:00	67-66-3	
Chloromethane	**2.3J**	ug/L	10.0	0.080	1		05/30/14 14:00	74-87-3	
Dibromochloromethane	**0.26J**	ug/L	5.0	0.21	1		05/30/14 14:00	124-48-1	
1,1-Dichloroethane	ND	ug/L	2.4	0.050	1		05/30/14 14:00	75-34-3	
1,2-Dichloroethane	ND	ug/L	5.0	0.12	1		05/30/14 14:00	107-06-2	
1,1-Dichloroethene	ND	ug/L	5.0	0.20	1		05/30/14 14:00	75-35-4	
cis-1,2-Dichloroethene	**6.2**	ug/L	5.0	0.080	1		05/30/14 14:00	156-59-2	
trans-1,2-Dichloroethene	**1.1J**	ug/L	5.0	0.20	1		05/30/14 14:00	156-60-5	
1,2-Dichloropropane	ND	ug/L	5.0	0.16	1		05/30/14 14:00	78-87-5	
cis-1,3-Dichloropropene	ND	ug/L	1.0	0.14	1		05/30/14 14:00	10061-01-5	
trans-1,3-Dichloropropene	ND	ug/L	1.0	0.12	1		05/30/14 14:00	10061-02-6	
Ethylbenzene	ND	ug/L	5.0	0.18	1		05/30/14 14:00	100-41-4	
2-Hexanone	ND	ug/L	10.0	1.2	1		05/30/14 14:00	591-78-6	
Methylene chloride	ND	ug/L	5.0	0.15	1		05/30/14 14:00	75-09-2	
4-Methyl-2-pentanone (MIBK)	ND	ug/L	10.0	0.42	1		05/30/14 14:00	108-10-1	
Styrene	ND	ug/L	5.0	0.12	1		05/30/14 14:00	100-42-5	
1,1,2,2-Tetrachloroethane	ND	ug/L	1.0	0.15	1		05/30/14 14:00	79-34-5	
Tetrachloroethene	ND	ug/L	5.0	0.10	1		05/30/14 14:00	127-18-4	
Toluene	ND	ug/L	5.0	0.17	1		05/30/14 14:00	108-88-3	
1,1,1-Trichloroethane	ND	ug/L	5.0	0.11	1		05/30/14 14:00	71-55-6	
1,1,2-Trichloroethane	ND	ug/L	5.0	0.20	1		05/30/14 14:00	79-00-5	
Trichloroethene	**255**	ug/L	25.0	0.85	5		05/30/14 14:14	79-01-6	
Vinyl chloride	ND	ug/L	2.0	0.13	1		05/30/14 14:00	75-01-4	
Xylene (Total)	ND	ug/L	5.0	0.42	1		05/30/14 14:00	1330-20-7	
Surrogates									
4-Bromofluorobenzene (S)	100	%	80-120		1		05/30/14 14:00	460-00-4	
1,2-Dichloroethane-d4 (S)	101	%	80-120		1		05/30/14 14:00	17060-07-0	
Toluene-d8 (S)	93	%	80-120		1		05/30/14 14:00	2037-26-5	
Preservation pH	**1.0**		0.10	0.10	1		05/30/14 14:00		

REPORT OF LABORATORY ANALYSIS

This report shall not be reproduced, except in full,
without the written consent of Pace Analytical Services, Inc..

Pace Analytical Services, Inc.
9608 Loiret Blvd.
Lenexa, KS 66219
(913)599-5665

ANALYTICAL RESULTS

Project: FORT SMITH, AR
Pace Project No.: 60170152

Sample: IW-115-201405 **Lab ID: 60170152005** Collected: 05/28/14 14:15 Received: 05/29/14 06:10 Matrix: Water

Parameters	Results	Units	Report Limit	MDL	DF	Prepared	Analyzed	CAS No.	Qual
8260 MSV	Analytical Method: EPA 5030B/8260								
Acetone	ND	ug/L	10.0	1.9	1		05/30/14 14:28	67-64-1	
Benzene	ND	ug/L	5.0	0.060	1		05/30/14 14:28	71-43-2	
Bromodichloromethane	ND	ug/L	5.0	0.19	1		05/30/14 14:28	75-27-4	
Bromoform	ND	ug/L	5.0	0.070	1		05/30/14 14:28	75-25-2	
Bromomethane	ND	ug/L	7.0	0.16	1		05/30/14 14:28	74-83-9	
2-Butanone (MEK)	ND	ug/L	10.0	0.59	1		05/30/14 14:28	78-93-3	
Carbon disulfide	ND	ug/L	10.0	0.12	1		05/30/14 14:28	75-15-0	
Carbon tetrachloride	ND	ug/L	5.0	0.18	1		05/30/14 14:28	56-23-5	
Chlorobenzene	ND	ug/L	5.0	0.21	1		05/30/14 14:28	108-90-7	
Chloroethane	ND	ug/L	10.0	0.15	1		05/30/14 14:28	75-00-3	
Chloroform	**0.28J**	ug/L	5.0	0.14	1		05/30/14 14:28	67-66-3	
Chloromethane	ND	ug/L	10.0	0.080	1		05/30/14 14:28	74-87-3	
Dibromochloromethane	ND	ug/L	5.0	0.21	1		05/30/14 14:28	124-48-1	
1,1-Dichloroethane	ND	ug/L	2.4	0.050	1		05/30/14 14:28	75-34-3	
1,2-Dichloroethane	ND	ug/L	5.0	0.12	1		05/30/14 14:28	107-06-2	
1,1-Dichloroethene	**0.86J**	ug/L	5.0	0.20	1		05/30/14 14:28	75-35-4	
cis-1,2-Dichloroethene	**11.2**	ug/L	5.0	0.080	1		05/30/14 14:28	156-59-2	
trans-1,2-Dichloroethene	**1.3J**	ug/L	5.0	0.20	1		05/30/14 14:28	156-60-5	
1,2-Dichloropropane	ND	ug/L	5.0	0.16	1		05/30/14 14:28	78-87-5	
cis-1,3-Dichloropropene	ND	ug/L	1.0	0.14	1		05/30/14 14:28	10061-01-5	
trans-1,3-Dichloropropene	ND	ug/L	1.0	0.12	1		05/30/14 14:28	10061-02-6	
Ethylbenzene	ND	ug/L	5.0	0.18	1		05/30/14 14:28	100-41-4	
2-Hexanone	ND	ug/L	10.0	1.2	1		05/30/14 14:28	591-78-6	
Methylene chloride	ND	ug/L	5.0	0.15	1		05/30/14 14:28	75-09-2	
4-Methyl-2-pentanone (MIBK)	ND	ug/L	10.0	0.42	1		05/30/14 14:28	108-10-1	
Styrene	ND	ug/L	5.0	0.12	1		05/30/14 14:28	100-42-5	
1,1,2,2-Tetrachloroethane	ND	ug/L	1.0	0.15	1		05/30/14 14:28	79-34-5	
Tetrachloroethene	ND	ug/L	5.0	0.10	1		05/30/14 14:28	127-18-4	
Toluene	ND	ug/L	5.0	0.17	1		05/30/14 14:28	108-88-3	
1,1,1-Trichloroethane	ND	ug/L	5.0	0.11	1		05/30/14 14:28	71-55-6	
1,1,2-Trichloroethane	ND	ug/L	5.0	0.20	1		05/30/14 14:28	79-00-5	
Trichloroethene	**504**	ug/L	25.0	0.85	5		05/30/14 14:43	79-01-6	
Vinyl chloride	**0.27J**	ug/L	2.0	0.13	1		05/30/14 14:28	75-01-4	
Xylene (Total)	ND	ug/L	5.0	0.42	1		05/30/14 14:28	1330-20-7	
Surrogates									
4-Bromofluorobenzene (S)	100	%	80-120		1		05/30/14 14:28	460-00-4	
1,2-Dichloroethane-d4 (S)	100	%	80-120		1		05/30/14 14:28	17060-07-0	
Toluene-d8 (S)	93	%	80-120		1		05/30/14 14:28	2037-26-5	
Preservation pH	**1.0**		0.10	0.10	1		05/30/14 14:28		

REPORT OF LABORATORY ANALYSIS

This report shall not be reproduced, except in full,
without the written consent of Pace Analytical Services, Inc..

Pace Analytical Services, Inc.
9608 Loiret Blvd.
Lenexa, KS 66219
(913)599-5665

ANALYTICAL RESULTS

Project: FORT SMITH, AR
Pace Project No.: 60170152

Sample: IW-118-201405 **Lab ID: 60170152006** Collected: 05/28/14 15:35 Received: 05/29/14 06:10 Matrix: Water

Parameters	Results	Units	Report Limit	MDL	DF	Prepared	Analyzed	CAS No.	Qual
8260 MSV	Analytical Method: EPA 5030B/8260								
Acetone	**4.0J**	ug/L	10.0	1.9	1		05/30/14 14:57	67-64-1	
Benzene	ND	ug/L	5.0	0.060	1		05/30/14 14:57	71-43-2	
Bromodichloromethane	ND	ug/L	5.0	0.19	1		05/30/14 14:57	75-27-4	
Bromoform	**0.28J**	ug/L	5.0	0.070	1		05/30/14 14:57	75-25-2	
Bromomethane	ND	ug/L	7.0	0.16	1		05/30/14 14:57	74-83-9	
2-Butanone (MEK)	ND	ug/L	10.0	0.59	1		05/30/14 14:57	78-93-3	
Carbon disulfide	ND	ug/L	10.0	0.12	1		05/30/14 14:57	75-15-0	
Carbon tetrachloride	ND	ug/L	5.0	0.18	1		05/30/14 14:57	56-23-5	
Chlorobenzene	ND	ug/L	5.0	0.21	1		05/30/14 14:57	108-90-7	
Chloroethane	ND	ug/L	10.0	0.15	1		05/30/14 14:57	75-00-3	
Chloroform	**0.30J**	ug/L	5.0	0.14	1		05/30/14 14:57	67-66-3	
Chloromethane	ND	ug/L	10.0	0.080	1		05/30/14 14:57	74-87-3	
Dibromochloromethane	ND	ug/L	5.0	0.21	1		05/30/14 14:57	124-48-1	
1,1-Dichloroethane	ND	ug/L	2.4	0.050	1		05/30/14 14:57	75-34-3	
1,2-Dichloroethane	ND	ug/L	5.0	0.12	1		05/30/14 14:57	107-06-2	
1,1-Dichloroethene	ND	ug/L	5.0	0.20	1		05/30/14 14:57	75-35-4	
cis-1,2-Dichloroethene	**9.3**	ug/L	5.0	0.080	1		05/30/14 14:57	156-59-2	
trans-1,2-Dichloroethene	**1.9J**	ug/L	5.0	0.20	1		05/30/14 14:57	156-60-5	
1,2-Dichloropropane	ND	ug/L	5.0	0.16	1		05/30/14 14:57	78-87-5	
cis-1,3-Dichloropropene	ND	ug/L	1.0	0.14	1		05/30/14 14:57	10061-01-5	
trans-1,3-Dichloropropene	ND	ug/L	1.0	0.12	1		05/30/14 14:57	10061-02-6	
Ethylbenzene	ND	ug/L	5.0	0.18	1		05/30/14 14:57	100-41-4	
2-Hexanone	ND	ug/L	10.0	1.2	1		05/30/14 14:57	591-78-6	
Methylene chloride	ND	ug/L	5.0	0.15	1		05/30/14 14:57	75-09-2	
4-Methyl-2-pentanone (MIBK)	ND	ug/L	10.0	0.42	1		05/30/14 14:57	108-10-1	
Styrene	ND	ug/L	5.0	0.12	1		05/30/14 14:57	100-42-5	
1,1,2,2-Tetrachloroethane	ND	ug/L	1.0	0.15	1		05/30/14 14:57	79-34-5	
Tetrachloroethene	**0.14J**	ug/L	5.0	0.10	1		05/30/14 14:57	127-18-4	
Toluene	ND	ug/L	5.0	0.17	1		05/30/14 14:57	108-88-3	
1,1,1-Trichloroethane	ND	ug/L	5.0	0.11	1		05/30/14 14:57	71-55-6	
1,1,2-Trichloroethane	ND	ug/L	5.0	0.20	1		05/30/14 14:57	79-00-5	
Trichloroethene	**437**	ug/L	25.0	0.85	5		05/30/14 15:11	79-01-6	
Vinyl chloride	ND	ug/L	2.0	0.13	1		05/30/14 14:57	75-01-4	
Xylene (Total)	ND	ug/L	5.0	0.42	1		05/30/14 14:57	1330-20-7	
Surrogates									
4-Bromofluorobenzene (S)	106	%	80-120		1		05/30/14 14:57	460-00-4	
1,2-Dichloroethane-d4 (S)	100	%	80-120		1		05/30/14 14:57	17060-07-0	
Toluene-d8 (S)	94	%	80-120		1		05/30/14 14:57	2037-26-5	
Preservation pH	**1.0**		0.10	0.10	1		05/30/14 14:57		

REPORT OF LABORATORY ANALYSIS

This report shall not be reproduced, except in full,
without the written consent of Pace Analytical Services, Inc..

Pace Analytical Services, Inc.
9608 Loiret Blvd.
Lenexa, KS 66219
(913)599-5665

ANALYTICAL RESULTS

Project: FORT SMITH, AR
Pace Project No.: 60170152

Sample: MW-82-201405 **Lab ID: 60170152007** Collected: 05/28/14 16:45 Received: 05/29/14 06:10 Matrix: Water

Parameters	Results	Units	Report Limit	MDL	DF	Prepared	Analyzed	CAS No.	Qual
8260 MSV	Analytical Method: EPA 5030B/8260								
Acetone	ND	ug/L	10.0	1.9	1		05/30/14 15:26	67-64-1	
Benzene	ND	ug/L	5.0	0.060	1		05/30/14 15:26	71-43-2	
Bromodichloromethane	ND	ug/L	5.0	0.19	1		05/30/14 15:26	75-27-4	
Bromoform	ND	ug/L	5.0	0.070	1		05/30/14 15:26	75-25-2	
Bromomethane	ND	ug/L	7.0	0.16	1		05/30/14 15:26	74-83-9	
2-Butanone (MEK)	ND	ug/L	10.0	0.59	1		05/30/14 15:26	78-93-3	
Carbon disulfide	ND	ug/L	10.0	0.12	1		05/30/14 15:26	75-15-0	
Carbon tetrachloride	ND	ug/L	5.0	0.18	1		05/30/14 15:26	56-23-5	
Chlorobenzene	ND	ug/L	5.0	0.21	1		05/30/14 15:26	108-90-7	
Chloroethane	ND	ug/L	10.0	0.15	1		05/30/14 15:26	75-00-3	
Chloroform	**0.26J**	ug/L	5.0	0.14	1		05/30/14 15:26	67-66-3	
Chloromethane	ND	ug/L	10.0	0.080	1		05/30/14 15:26	74-87-3	
Dibromochloromethane	ND	ug/L	5.0	0.21	1		05/30/14 15:26	124-48-1	
1,1-Dichloroethane	ND	ug/L	2.4	0.050	1		05/30/14 15:26	75-34-3	
1,2-Dichloroethane	ND	ug/L	5.0	0.12	1		05/30/14 15:26	107-06-2	
1,1-Dichloroethene	**0.59J**	ug/L	5.0	0.20	1		05/30/14 15:26	75-35-4	
cis-1,2-Dichloroethene	**4.8J**	ug/L	5.0	0.080	1		05/30/14 15:26	156-59-2	
trans-1,2-Dichloroethene	ND	ug/L	5.0	0.20	1		05/30/14 15:26	156-60-5	
1,2-Dichloropropane	ND	ug/L	5.0	0.16	1		05/30/14 15:26	78-87-5	
cis-1,3-Dichloropropene	ND	ug/L	1.0	0.14	1		05/30/14 15:26	10061-01-5	
trans-1,3-Dichloropropene	ND	ug/L	1.0	0.12	1		05/30/14 15:26	10061-02-6	
Ethylbenzene	ND	ug/L	5.0	0.18	1		05/30/14 15:26	100-41-4	
2-Hexanone	ND	ug/L	10.0	1.2	1		05/30/14 15:26	591-78-6	
Methylene chloride	ND	ug/L	5.0	0.15	1		05/30/14 15:26	75-09-2	
4-Methyl-2-pentanone (MIBK)	ND	ug/L	10.0	0.42	1		05/30/14 15:26	108-10-1	
Styrene	ND	ug/L	5.0	0.12	1		05/30/14 15:26	100-42-5	
1,1,2,2-Tetrachloroethane	ND	ug/L	1.0	0.15	1		05/30/14 15:26	79-34-5	
Tetrachloroethene	ND	ug/L	5.0	0.10	1		05/30/14 15:26	127-18-4	
Toluene	**0.78J**	ug/L	5.0	0.17	1		05/30/14 15:26	108-88-3	
1,1,1-Trichloroethane	**0.31J**	ug/L	5.0	0.11	1		05/30/14 15:26	71-55-6	
1,1,2-Trichloroethane	ND	ug/L	5.0	0.20	1		05/30/14 15:26	79-00-5	
Trichloroethene	**285**	ug/L	25.0	0.85	5		05/30/14 15:40	79-01-6	
Vinyl chloride	**0.14J**	ug/L	2.0	0.13	1		05/30/14 15:26	75-01-4	
Xylene (Total)	ND	ug/L	5.0	0.42	1		05/30/14 15:26	1330-20-7	
Surrogates									
4-Bromofluorobenzene (S)	102	%	80-120		1		05/30/14 15:26	460-00-4	
1,2-Dichloroethane-d4 (S)	100	%	80-120		1		05/30/14 15:26	17060-07-0	
Toluene-d8 (S)	92	%	80-120		1		05/30/14 15:26	2037-26-5	
Preservation pH	**1.0**		0.10	0.10	1		05/30/14 15:26		

REPORT OF LABORATORY ANALYSIS

This report shall not be reproduced, except in full,
without the written consent of Pace Analytical Services, Inc..

Pace Analytical Services, Inc.
9608 Loiret Blvd.
Lenexa, KS 66219
(913)599-5665

ANALYTICAL RESULTS

Project: FORT SMITH, AR
Pace Project No.: 60170152

Sample: TRIP BLANK 01-201405 **Lab ID: 60170152008** Collected: 05/28/14 10:55 Received: 05/29/14 06:10 Matrix: Water

Parameters	Results	Units	Report Limit	MDL	DF	Prepared	Analyzed	CAS No.	Qual
8260 MSV	Analytical Method: EPA 5030B/8260								
Acetone	ND	ug/L	10.0	1.9	1		05/30/14 09:56	67-64-1	
Benzene	ND	ug/L	5.0	0.060	1		05/30/14 09:56	71-43-2	
Bromodichloromethane	ND	ug/L	5.0	0.19	1		05/30/14 09:56	75-27-4	
Bromoform	ND	ug/L	5.0	0.070	1		05/30/14 09:56	75-25-2	
Bromomethane	ND	ug/L	7.0	0.16	1		05/30/14 09:56	74-83-9	
2-Butanone (MEK)	ND	ug/L	10.0	0.59	1		05/30/14 09:56	78-93-3	
Carbon disulfide	**0.15J**	ug/L	10.0	0.12	1		05/30/14 09:56	75-15-0	B
Carbon tetrachloride	ND	ug/L	5.0	0.18	1		05/30/14 09:56	56-23-5	
Chlorobenzene	ND	ug/L	5.0	0.21	1		05/30/14 09:56	108-90-7	
Chloroethane	ND	ug/L	10.0	0.15	1		05/30/14 09:56	75-00-3	
Chloroform	ND	ug/L	5.0	0.14	1		05/30/14 09:56	67-66-3	
Chloromethane	ND	ug/L	10.0	0.080	1		05/30/14 09:56	74-87-3	
Dibromochloromethane	ND	ug/L	5.0	0.21	1		05/30/14 09:56	124-48-1	
1,1-Dichloroethane	ND	ug/L	2.4	0.050	1		05/30/14 09:56	75-34-3	
1,2-Dichloroethane	ND	ug/L	5.0	0.12	1		05/30/14 09:56	107-06-2	
1,1-Dichloroethene	ND	ug/L	5.0	0.20	1		05/30/14 09:56	75-35-4	
cis-1,2-Dichloroethene	ND	ug/L	5.0	0.080	1		05/30/14 09:56	156-59-2	
trans-1,2-Dichloroethene	ND	ug/L	5.0	0.20	1		05/30/14 09:56	156-60-5	
1,2-Dichloropropane	ND	ug/L	5.0	0.16	1		05/30/14 09:56	78-87-5	
cis-1,3-Dichloropropene	ND	ug/L	1.0	0.14	1		05/30/14 09:56	10061-01-5	
trans-1,3-Dichloropropene	ND	ug/L	1.0	0.12	1		05/30/14 09:56	10061-02-6	
Ethylbenzene	ND	ug/L	5.0	0.18	1		05/30/14 09:56	100-41-4	
2-Hexanone	ND	ug/L	10.0	1.2	1		05/30/14 09:56	591-78-6	
Methylene chloride	ND	ug/L	5.0	0.15	1		05/30/14 09:56	75-09-2	
4-Methyl-2-pentanone (MIBK)	ND	ug/L	10.0	0.42	1		05/30/14 09:56	108-10-1	
Styrene	ND	ug/L	5.0	0.12	1		05/30/14 09:56	100-42-5	
1,1,2,2-Tetrachloroethane	ND	ug/L	1.0	0.15	1		05/30/14 09:56	79-34-5	
Tetrachloroethene	ND	ug/L	5.0	0.10	1		05/30/14 09:56	127-18-4	
Toluene	ND	ug/L	5.0	0.17	1		05/30/14 09:56	108-88-3	
1,1,1-Trichloroethane	ND	ug/L	5.0	0.11	1		05/30/14 09:56	71-55-6	
1,1,2-Trichloroethane	ND	ug/L	5.0	0.20	1		05/30/14 09:56	79-00-5	
Trichloroethene	ND	ug/L	5.0	0.17	1		05/30/14 09:56	79-01-6	
Vinyl chloride	ND	ug/L	2.0	0.13	1		05/30/14 09:56	75-01-4	
Xylene (Total)	ND	ug/L	5.0	0.42	1		05/30/14 09:56	1330-20-7	
Surrogates									
4-Bromofluorobenzene (S)	103	%	80-120		1		05/30/14 09:56	460-00-4	
1,2-Dichloroethane-d4 (S)	103	%	80-120		1		05/30/14 09:56	17060-07-0	
Toluene-d8 (S)	93	%	80-120		1		05/30/14 09:56	2037-26-5	
Preservation pH	**1.0**		0.10	0.10	1		05/30/14 09:56		

REPORT OF LABORATORY ANALYSIS

This report shall not be reproduced, except in full,
without the written consent of Pace Analytical Services, Inc..

Pace Analytical Services, Inc.
9608 Loiret Blvd.
Lenexa, KS 66219
(913)599-5665

QUALITY CONTROL DATA

Project: FORT SMITH, AR
Pace Project No.: 60170152

QC Batch: MSV/61943 Analysis Method: EPA 5030B/8260
QC Batch Method: EPA 5030B/8260 Analysis Description: 8260 MSV Water 10 mL Purge
Associated Lab Samples: 60170152001, 60170152002, 60170152003, 60170152004, 60170152005, 60170152006, 60170152007, 60170152008

METHOD BLANK: 1386163 Matrix: Water
Associated Lab Samples: 60170152001, 60170152002, 60170152003, 60170152004, 60170152005, 60170152006, 60170152007, 60170152008

Parameter	Units	Blank Result	Reporting Limit	Analyzed	Qualifiers
1,1,1-Trichloroethane	ug/L	ND	5.0	05/30/14 09:26	
1,1,2,2-Tetrachloroethane	ug/L	ND	1.0	05/30/14 09:26	
1,1,2-Trichloroethane	ug/L	ND	5.0	05/30/14 09:26	
1,1-Dichloroethane	ug/L	ND	2.4	05/30/14 09:26	
1,1-Dichloroethene	ug/L	ND	5.0	05/30/14 09:26	
1,2-Dichloroethane	ug/L	ND	5.0	05/30/14 09:26	
1,2-Dichloropropane	ug/L	ND	5.0	05/30/14 09:26	
2-Butanone (MEK)	ug/L	ND	10.0	05/30/14 09:26	
2-Hexanone	ug/L	ND	10.0	05/30/14 09:26	
4-Methyl-2-pentanone (MIBK)	ug/L	ND	10.0	05/30/14 09:26	
Acetone	ug/L	ND	10.0	05/30/14 09:26	
Benzene	ug/L	ND	5.0	05/30/14 09:26	
Bromodichloromethane	ug/L	ND	5.0	05/30/14 09:26	
Bromoform	ug/L	ND	5.0	05/30/14 09:26	
Bromomethane	ug/L	ND	7.0	05/30/14 09:26	
Carbon disulfide	ug/L	0.23J	10.0	05/30/14 09:26	
Carbon tetrachloride	ug/L	ND	5.0	05/30/14 09:26	
Chlorobenzene	ug/L	ND	5.0	05/30/14 09:26	
Chloroethane	ug/L	ND	10.0	05/30/14 09:26	
Chloroform	ug/L	ND	5.0	05/30/14 09:26	
Chloromethane	ug/L	ND	10.0	05/30/14 09:26	
cis-1,2-Dichloroethene	ug/L	ND	5.0	05/30/14 09:26	
cis-1,3-Dichloropropene	ug/L	ND	1.0	05/30/14 09:26	
Dibromochloromethane	ug/L	ND	5.0	05/30/14 09:26	
Ethylbenzene	ug/L	ND	5.0	05/30/14 09:26	
Methylene chloride	ug/L	ND	5.0	05/30/14 09:26	
Styrene	ug/L	ND	5.0	05/30/14 09:26	
Tetrachloroethene	ug/L	ND	5.0	05/30/14 09:26	
Toluene	ug/L	ND	5.0	05/30/14 09:26	
trans-1,2-Dichloroethene	ug/L	ND	5.0	05/30/14 09:26	
trans-1,3-Dichloropropene	ug/L	ND	1.0	05/30/14 09:26	
Trichloroethene	ug/L	ND	5.0	05/30/14 09:26	
Vinyl chloride	ug/L	ND	2.0	05/30/14 09:26	
Xylene (Total)	ug/L	ND	5.0	05/30/14 09:26	
1,2-Dichloroethane-d4 (S)	%	104	80-120	05/30/14 09:26	
4-Bromofluorobenzene (S)	%	105	80-120	05/30/14 09:26	
Toluene-d8 (S)	%	92	80-120	05/30/14 09:26	

Results presented on this page are in the units indicated by the "Units" column except where an alternate unit is presented to the right of the result.

REPORT OF LABORATORY ANALYSIS

This report shall not be reproduced, except in full,
without the written consent of Pace Analytical Services, Inc..

Pace Analytical Services, Inc.
9608 Loiret Blvd.
Lenexa, KS 66219
(913)599-5665

QUALITY CONTROL DATA

Project: FORT SMITH, AR
Pace Project No.: 60170152

LABORATORY CONTROL SAMPLE: 1386164

Parameter	Units	Spike Conc.	LCS Result	LCS % Rec	% Rec Limits	Qualifiers
1,1,1-Trichloroethane	ug/L	20	22.2	111	80-121	
1,1,2,2-Tetrachloroethane	ug/L	20	22.2	111	73-124	
1,1,2-Trichloroethane	ug/L	20	20.3	102	80-120	
1,1-Dichloroethane	ug/L	20	22.5	112	77-120	
1,1-Dichloroethene	ug/L	20	19.8	99	78-126	
1,2-Dichloroethane	ug/L	20	24.0	120	77-123	
1,2-Dichloropropane	ug/L	20	22.4	112	80-121	
2-Butanone (MEK)	ug/L	100	119	119	52-145	
2-Hexanone	ug/L	100	114	114	57-139	
4-Methyl-2-pentanone (MIBK)	ug/L	100	130	130	71-131	
Acetone	ug/L	100	122	122	32-155	
Benzene	ug/L	20	23.3	116	80-120	
Bromodichloromethane	ug/L	20	23.2	116	80-120	
Bromoform	ug/L	20	19.1	95	73-124	
Bromomethane	ug/L	20	20.2	101	31-144	
Carbon disulfide	ug/L	20	24.1	120	65-125	
Carbon tetrachloride	ug/L	20	22.8	114	78-128	
Chlorobenzene	ug/L	20	21.0	105	80-120	
Chloroethane	ug/L	20	22.3	111	55-137	
Chloroform	ug/L	20	21.5	108	79-120	
Chloromethane	ug/L	20	17.2	86	22-138	
cis-1,2-Dichloroethene	ug/L	20	22.7	113	80-120	
cis-1,3-Dichloropropene	ug/L	20	22.7	114	80-120	
Dibromochloromethane	ug/L	20	20.3	102	80-120	
Ethylbenzene	ug/L	20	19.9	99	80-121	
Methylene chloride	ug/L	20	23.4	117	73-126	
Styrene	ug/L	20	21.7	108	80-120	
Tetrachloroethene	ug/L	20	18.4	92	80-121	
Toluene	ug/L	20	20.5	102	80-122	
trans-1,2-Dichloroethene	ug/L	20	20.2	101	79-121	
trans-1,3-Dichloropropene	ug/L	20	20.1	101	80-127	
Trichloroethene	ug/L	20	22.0	110	80-120	
Vinyl chloride	ug/L	20	19.6	98	59-120	
Xylene (Total)	ug/L	60	63.3	105	80-121	
1,2-Dichloroethane-d4 (S)	%			101	80-120	
4-Bromofluorobenzene (S)	%			103	80-120	
Toluene-d8 (S)	%			92	80-120	

Results presented on this page are in the units indicated by the "Units" column except where an alternate unit is presented to the right of the result.

REPORT OF LABORATORY ANALYSIS

This report shall not be reproduced, except in full,
without the written consent of Pace Analytical Services, Inc..

Pace Analytical Services, Inc.
9608 Loiret Blvd.
Lenexa, KS 66219
(913)599-5665

QUALIFIERS

Project: FORT SMITH, AR
Pace Project No.: 60170152

DEFINITIONS

DF - Dilution Factor, if reported, represents the factor applied to the reported data due to changes in sample preparation, dilution of the sample aliquot, or moisture content.

ND - Not Detected at or above adjusted reporting limit.

J - Estimated concentration above the adjusted method detection limit and below the adjusted reporting limit.

MDL - Adjusted Method Detection Limit.

PRL - Pace Reporting Limit.

RL - Reporting Limit.

S - Surrogate

1,2-Diphenylhydrazine (8270 listed analyte) decomposes to Azobenzene.

Consistent with EPA guidelines, unrounded data are displayed and have been used to calculate % recovery and RPD values.

LCS(D) - Laboratory Control Sample (Duplicate)

MS(D) - Matrix Spike (Duplicate)

DUP - Sample Duplicate

RPD - Relative Percent Difference

NC - Not Calculable.

SG - Silica Gel - Clean-Up

U - Indicates the compound was analyzed for, but not detected.

N-Nitrosodiphenylamine decomposes and cannot be separated from Diphenylamine using Method 8270. The result reported for each analyte is a combined concentration.

Pace Analytical is TNI accredited. Contact your Pace PM for the current list of accredited analytes.

TNI - The NELAC Institute.

BATCH QUALIFIERS

Batch: MSV/61943

[M5] A matrix spike/matrix spike duplicate was not performed for this batch due to insufficient sample volume.

ANALYTE QUALIFIERS

B Analyte was detected in the associated method blank.

This report shall not be reproduced, except in full,
without the written consent of Pace Analytical Services, Inc..

Pace Analytical Services, Inc.
9608 Loiret Blvd.
Lenexa, KS 66219
(913)599-5665

QUALITY CONTROL DATA CROSS REFERENCE TABLE

Project: FORT SMITH, AR
Pace Project No.: 60170152

Lab ID	Sample ID	QC Batch Method	QC Batch	Analytical Method	Analytical Batch
60170152001	**IW-131-201405**	EPA 5030B/8260	MSV/61943		
60170152002	**MW-84-201405**	EPA 5030B/8260	MSV/61943		
60170152003	**IW-79-201405**	EPA 5030B/8260	MSV/61943		
60170152004	**IW-78-201405**	EPA 5030B/8260	MSV/61943		
60170152005	**IW-115-201405**	EPA 5030B/8260	MSV/61943		
60170152006	**IW-118-201405**	EPA 5030B/8260	MSV/61943		
60170152007	**MW-82-201405**	EPA 5030B/8260	MSV/61943		
60170152008	**TRIP BLANK 01-201405**	EPA 5030B/8260	MSV/61943		

This report shall not be reproduced, except in full,
without the written consent of Pace Analytical Services, Inc..

Pace Analytical
www.pacelabs.com

Sample Condition Upon Receipt

WO#: 60170152

60170152

Client Name: Environ

Optional
Proj Due Date:
Proj Name:

Courier: Fed Ex ☐ UPS ☐ USPS ☐ Client ☐ Commercial ☐ Pace ☐ Other ☑ Via

Tracking #: _____ Pace Shipping Label Used? Yes ☐ No ☑

Custody Seal on Cooler/Box Present: Yes ☑ No ☐ Seals intact: Yes ☑ No ☐

Packing Material: Bubble Wrap ☐ Bubble Bags ☐ Foam ☑ None ☐ Other ☑ ZPLC

Thermometer Used: (T-239) / T-194 **Type of Ice:** (Wet) Blue None ☐ Samples received on ice, cooling process has begun.
(circle one)

Cooler Temperature: 3.2

Date and initials of person examining contents: AH 5/29

Temperature should be above freezing to 6°C

Chain of Custody present:	☑Yes ☐No ☐N/A	1.
Chain of Custody filled out:	☑Yes ☐No ☐N/A	2.
Chain of Custody relinquished:	☑Yes ☐No ☐N/A	3.
Sampler name & signature on COC:	☑Yes ☐No ☐N/A	4.
Samples arrived within holding time:	☑Yes ☐No ☐N/A	5.
Short Hold Time analyses (<72hr):	☐Yes ☑No ☐N/A	6.
Rush Turn Around Time requested:	☑Yes ☐No ☐N/A	7. 3 Days
Sufficient volume:	☑Yes ☐No ☐N/A	8.
Correct containers used:	☑Yes ☐No ☐N/A	
Pace containers used:	☑Yes ☐No ☐N/A	9.
Containers intact:	☑Yes ☐No ☐N/A	10.
Unpreserved 5035A soils frozen w/in 48hrs?	☐Yes ☐No ☑N/A	11.
Filtered volume received for dissolved tests?	☐Yes ☐No ☑N/A	12.
Sample labels match COC:	☑Yes ☐No ☐N/A	
Includes date/time/ID/analyses Matrix: WT		13.
All containers needing preservation have been checked.	☐Yes ☐No ☑N/A	
All containers needing preservation are found to be in compliance with EPA recommendation.	☐Yes ☐No ☑N/A	14.
Exceptions: (VOA), coliform, TOC, O&G, WI-DRO (water), Phenolics	☑Yes ☐No	Initial when completed / Lot # of added preservative
Trip Blank present:	☑Yes ☐No ☐N/A	
Pace Trip Blank lot # (if purchased): Covered		15.
Headspace in VOA vials (>6mm):	☑Yes ☐No ☐N/A	16.
Project sampled in USDA Regulated Area:	☐Yes ☐No ☑N/A	17. List State:

Client Notification/ Resolution: Copy COC to Client? Y / N Field Data Required? Y / N

Person Contacted: _____ Date/Time: _____

Comments/ Resolution: _____

Project Manager Review: MW Date: 5/29/14

Pace Analytical
www.pacelabs.com

CHAIN-OF-CUSTODY / Analytical Request Document

The Chain-of-Custody is a LEGAL DOCUMENT. All relevant fields must be completed accurately.

Page: 1 of 1

Section A Required Client Information:		Section B Required Project Information:		Section C Invoice Information:	
Company:	Environ	Report To:	Wendy Stonestreet	Attention:	Tamara Gleason
Address:	7500 College Blvd., Ste. 925	Copy To:	Tamara Gleason	Company Name:	ENVIRON
	Overland Park, KS 66210		tgleason@environcorp.com	Address:	
Email To:	wstonestreet@environcorp.com	Purchase Order No.:		Pace Quote Reference:	
Phone:	913-553-5926 Fax:	Project Name:	Fort Smith, AR	Pace Project Manager:	MJ Walls
Requested Due Date/TAT:	~~Standard~~ NZ TAT 3-Day	Project Number:	3433233A "Taft 12"	Pace Profile #:	7444, line 1

REGULATORY AGENCY

☐ NPDES ☐ GROUND WATER ☐ DRINKING WATER
☐ UST ☐ RCRA ☐ OTHER

Site Location STATE: AR

Section D Required Client Information

Valid Matrix Codes

MATRIX	CODE
DRINKING WATER	DW
WATER	WT
WASTE WATER	WW
PRODUCT	P
SOIL/SOLID	SL
OIL	OL
WIPE	WP
AIR	AR
OTHER	OT
TISSUE	TS

SAMPLE ID (A-Z, 0-9 / ,-) Sample IDs MUST BE UNIQUE

Requested Analysis Filtered (Y/N): Y/N → N

ITEM #	SAMPLE ID	MATRIX CODE (see valid codes to left)	SAMPLE TYPE (G=GRAB C=COMP)	COLLECTED COMPOSITE START DATE	COMPOSITE START TIME	COMPOSITE END/GRAB DATE	COMPOSITE END/GRAB TIME	SAMPLE TEMP AT COLLECTION	# OF CONTAINERS	Preservatives: Unpreserved	H_2SO_4	HNO_3	HCl	NaOH	$Na_2S_2O_3$	Methanol	Other	Analysis Test: 8260 client specific list	Residual Chlorine (Y/N)	Pace Project No./ Lab I.D.
1	IW-131-201405	WT	G			5/28/14	1055		3				X					X		3(DG9H) 01
2	MW-84-201405	↓	↓			5/27/14	1805		↓				↓					↓		↓ 02
3	IW-79-201405	↓	↓			5/28/14	1215		↓				↓					↓		↓ 03
4	IW-78-201405	↓	↓			5/28/14	1315		↓				↓					↓		↓ 04
5	IW-115-201405	↓	↓			5/28/14	1415		↓				↓					↓		↓ 05
6	IW-118-201405	↓	↓			5/28/14	1535		↓				↓					↓		↓ 06
7	MW-82-201405	↓	↓			5/28/14	1645		↓				↓					↓		↓ 07
8	TripBlank01-201405	↓				5/28/14			2				↓					↓		2(DG9H) 08
9																				
10																				
11																				
12																				

60170152

ADDITIONAL COMMENTS	RELINQUISHED BY / AFFILIATION	DATE	TIME	ACCEPTED BY / AFFILIATION	DATE	TIME	SAMPLE CONDITIONS: Temp in °C	Received on Ice (Y/N)	Custody Sealed Cooler (Y/N)	Samples Intact (Y/N)
3-Day TAT	[signature] / ENVIRON	5/28/14	1750	[signature] / PASI	5/29	06:10	3.2	Y	Y	Y

SAMPLER NAME AND SIGNATURE

PRINT Name of SAMPLER: Nick Zurweller

SIGNATURE of SAMPLER: [signature] DATE Signed (MM/DD/YY): 5/28/14

*Important Note: By signing this form you are accepting Pace's NET 30 day payment terms and agreeing to late charges of 1.5% per month for any invoices not paid within 30 days.

F-ALL-Q-020rev.07, 15-Feb-2007

Pace Analytical Services, Inc.
9608 Loiret Blvd.
Lenexa, KS 66219
(913)599-5665

June 04, 2014

Wendy Stonestreet
Environ International Corporation
7500 College Blvd Ste 925
Overland Park, KS 66210

RE: Project: FORT SMITH, AR
Pace Project No.: 60170255

Dear Wendy Stonestreet:
Enclosed are the analytical results for sample(s) received by the laboratory on May 30, 2014. The results relate only to the samples included in this report. Results reported herein conform to the most current TNI standards and the laboratory's Quality Assurance Manual, where applicable, unless otherwise noted in the body of the report.

If you have any questions concerning this report, please feel free to contact me.

Sincerely,



Mary Jane Walls
maryjane.walls@pacelabs.com
PM Lab Management

Enclosures

cc: EDD, Environ_AR
Tamara Gleason, ENVIRON International Corporation
Wayne Weber, Environ

REPORT OF LABORATORY ANALYSIS

This report shall not be reproduced, except in full,
without the written consent of Pace Analytical Services, Inc..

Pace Analytical Services, Inc.
9608 Loiret Blvd.
Lenexa, KS 66219
(913)599-5665

CERTIFICATIONS

Project: FORT SMITH, AR
Pace Project No.: 60170255

Kansas Certification IDs
9608 Loiret Boulevard, Lenexa, KS 66219
WY STR Certification #: 2456.01
Arkansas Certification #: 13-012-0
Illinois Certification #: 003097
Iowa Certification #: 118
Kansas/NELAP Certification #: E-10116
Louisiana Certification #: 03055
Nevada Certification #: KS000212008A
Oklahoma Certification #: 9205/9935
Texas Certification #: T104704407-13-4
Utah Certification #: KS000212013-3
Illinois Certification #: 003097

This report shall not be reproduced, except in full,
without the written consent of Pace Analytical Services, Inc..

Pace Analytical Services, Inc.
9608 Loiret Blvd.
Lenexa, KS 66219
(913)599-5665

SAMPLE SUMMARY

Project: FORT SMITH, AR
Pace Project No.: 60170255

Lab ID	Sample ID	Matrix	Date Collected	Date Received
60170255001	**MW-81-201405**	Water	05/29/14 09:05	05/30/14 08:45
60170255002	**IW-128-201405**	Water	05/29/14 10:55	05/30/14 08:45
60170255003	**IW-127-201405**	Water	05/29/14 12:00	05/30/14 08:45
60170255004	**IW-129-201405**	Water	05/29/14 13:20	05/30/14 08:45
60170255005	**IW-125-201405**	Water	05/29/14 14:05	05/30/14 08:45
60170255006	**IW-126-201405**	Water	05/29/14 15:35	05/30/14 08:45
60170255007	**MW-85-201405**	Water	05/29/14 16:40	05/30/14 08:45
60170255008	**MW-86-201405**	Water	05/29/14 17:35	05/30/14 08:45
60170255009	**TRIPBLANK 02-201405**	Water	05/29/14 17:35	05/30/14 08:45

REPORT OF LABORATORY ANALYSIS

This report shall not be reproduced, except in full,
without the written consent of Pace Analytical Services, Inc..

Pace Analytical Services, Inc.
9608 Loiret Blvd.
Lenexa, KS 66219
(913)599-5665

SAMPLE ANALYTE COUNT

Project: FORT SMITH, AR
Pace Project No.: 60170255

Lab ID	Sample ID	Method	Analysts	Analytes Reported	Laboratory
60170255001	**MW-81-201405**	EPA 5030B/8260	JTS	38	
60170255002	**IW-128-201405**	EPA 5030B/8260	JTS, PRG	38	
60170255003	**IW-127-201405**	EPA 5030B/8260	JTS	38	
60170255004	**IW-129-201405**	EPA 5030B/8260	JTS	38	
60170255005	**IW-125-201405**	EPA 5030B/8260	JTS	38	
60170255006	**IW-126-201405**	EPA 5030B/8260	JTS, PRG	38	
60170255007	**MW-85-201405**	EPA 5030B/8260	JTS, PRG	38	
60170255008	**MW-86-201405**	EPA 5030B/8260	JTS	38	
60170255009	**TRIPBLANK 02-201405**	EPA 5030B/8260	PRG	38	

This report shall not be reproduced, except in full,
without the written consent of Pace Analytical Services, Inc..

Pace Analytical Services, Inc.
9608 Loiret Blvd.
Lenexa, KS 66219
(913)599-5665

PROJECT NARRATIVE

Project: FORT SMITH, AR
Pace Project No.: 60170255

Method: **EPA 5030B/8260**
Description: 8260 MSV
Client: Environ_AR
Date: June 04, 2014

General Information:
9 samples were analyzed for EPA 5030B/8260. All samples were received in acceptable condition with any exceptions noted below.

pH: Post-analysis pH measurement indicates insufficient VOA sample preservation.
- IW-129-201405 (Lab ID: 60170255004)

Hold Time:
The samples were analyzed within the method required hold times with any exceptions noted below.

Initial Calibrations (including MS Tune as applicable):
All criteria were within method requirements with any exceptions noted below.

Continuing Calibration:
All criteria were within method requirements with any exceptions noted below.

Internal Standards:
All internal standards were within QC limits with any exceptions noted below.

QC Batch: MSV/62024

IU: The internal standard recoveries associated with this sample exceed the upper control limit. The reported results should be considered estimated values.
- MW-86-201405 (Lab ID: 60170255008)
  - 4-Bromofluorobenzene (S)

Surrogates:
All surrogates were within QC limits with any exceptions noted below.

QC Batch: MSV/62024

S1: Surrogate recovery outside laboratory control limits (confirmed by re-analysis).
- MW-86-201405 (Lab ID: 60170255008)
  - 1,2-Dichloroethane-d4 (S)
  - Toluene-d8 (S)

Method Blank:
All analytes were below the report limit in the method blank, where applicable, with any exceptions noted below.

QC Batch: MSV/62024

B: Analyte was detected in the associated method blank.
- BLANK for HBN 340812 [MSV/6202 (Lab ID: 1387899)
  - Acetone
  - Methylene chloride
  - Toluene

Laboratory Control Spike:
All laboratory control spike compounds were within QC limits with any exceptions noted below.

This report shall not be reproduced, except in full,
without the written consent of Pace Analytical Services, Inc..

Pace Analytical Services, Inc.
9608 Loiret Blvd.
Lenexa, KS 66219
(913)599-5665

PROJECT NARRATIVE

Project: FORT SMITH, AR
Pace Project No.: 60170255

Method: **EPA 5030B/8260**
Description: 8260 MSV
Client: Environ_AR
Date: June 04, 2014

Matrix Spikes:
All percent recoveries and relative percent differences (RPDs) were within acceptance criteria with any exceptions noted below.

QC Batch: MSV/61982

A matrix spike/matrix spike duplicate was not performed due to insufficient sample volume.

QC Batch: MSV/62024

A matrix spike/matrix spike duplicate was not performed due to insufficient sample volume.

Additional Comments:

This data package has been reviewed for quality and completeness and is approved for release.

This report shall not be reproduced, except in full,
without the written consent of Pace Analytical Services, Inc..

Pace Analytical Services, Inc.
9608 Loiret Blvd.
Lenexa, KS 66219
(913)599-5665

ANALYTICAL RESULTS

Project: FORT SMITH, AR
Pace Project No.: 60170255

Sample: MW-81-201405 **Lab ID: 60170255001** Collected: 05/29/14 09:05 Received: 05/30/14 08:45 Matrix: Water

Parameters	Results	Units	Report Limit	MDL	DF	Prepared	Analyzed	CAS No.	Qual
8260 MSV	Analytical Method: EPA 5030B/8260								
Acetone	**7.0J**	ug/L	10.0	1.9	1		06/03/14 14:50	67-64-1	B
Benzene	ND	ug/L	5.0	0.060	1		06/03/14 14:50	71-43-2	
Bromodichloromethane	ND	ug/L	5.0	0.19	1		06/03/14 14:50	75-27-4	
Bromoform	ND	ug/L	5.0	0.070	1		06/03/14 14:50	75-25-2	
Bromomethane	ND	ug/L	7.0	0.16	1		06/03/14 14:50	74-83-9	
2-Butanone (MEK)	ND	ug/L	10.0	0.59	1		06/03/14 14:50	78-93-3	
Carbon disulfide	**0.15J**	ug/L	10.0	0.12	1		06/03/14 14:50	75-15-0	
Carbon tetrachloride	ND	ug/L	5.0	0.18	1		06/03/14 14:50	56-23-5	
Chlorobenzene	ND	ug/L	5.0	0.21	1		06/03/14 14:50	108-90-7	
Chloroethane	ND	ug/L	10.0	0.15	1		06/03/14 14:50	75-00-3	
Chloroform	ND	ug/L	5.0	0.14	1		06/03/14 14:50	67-66-3	
Chloromethane	ND	ug/L	10.0	0.080	1		06/03/14 14:50	74-87-3	
Dibromochloromethane	ND	ug/L	5.0	0.21	1		06/03/14 14:50	124-48-1	
1,1-Dichloroethane	ND	ug/L	2.4	0.050	1		06/03/14 14:50	75-34-3	
1,2-Dichloroethane	ND	ug/L	5.0	0.12	1		06/03/14 14:50	107-06-2	
1,1-Dichloroethene	**1.2J**	ug/L	5.0	0.20	1		06/03/14 14:50	75-35-4	
cis-1,2-Dichloroethene	**14.3**	ug/L	5.0	0.080	1		06/03/14 14:50	156-59-2	
trans-1,2-Dichloroethene	ND	ug/L	5.0	0.20	1		06/03/14 14:50	156-60-5	
1,2-Dichloropropane	ND	ug/L	5.0	0.16	1		06/03/14 14:50	78-87-5	
cis-1,3-Dichloropropene	ND	ug/L	1.0	0.14	1		06/03/14 14:50	10061-01-5	
trans-1,3-Dichloropropene	ND	ug/L	1.0	0.12	1		06/03/14 14:50	10061-02-6	
Ethylbenzene	ND	ug/L	5.0	0.18	1		06/03/14 14:50	100-41-4	
2-Hexanone	ND	ug/L	10.0	1.2	1		06/03/14 14:50	591-78-6	
Methylene chloride	ND	ug/L	5.0	0.15	1		06/03/14 14:50	75-09-2	
4-Methyl-2-pentanone (MIBK)	ND	ug/L	10.0	0.42	1		06/03/14 14:50	108-10-1	
Styrene	ND	ug/L	5.0	0.12	1		06/03/14 14:50	100-42-5	
1,1,2,2-Tetrachloroethane	ND	ug/L	1.0	0.15	1		06/03/14 14:50	79-34-5	
Tetrachloroethene	ND	ug/L	5.0	0.10	1		06/03/14 14:50	127-18-4	
Toluene	**1.1J**	ug/L	5.0	0.17	1		06/03/14 14:50	108-88-3	B
1,1,1-Trichloroethane	**0.11J**	ug/L	5.0	0.11	1		06/03/14 14:50	71-55-6	
1,1,2-Trichloroethane	ND	ug/L	5.0	0.20	1		06/03/14 14:50	79-00-5	
Trichloroethene	**512**	ug/L	50.0	1.7	10		06/03/14 13:29	79-01-6	
Vinyl chloride	**0.21J**	ug/L	2.0	0.13	1		06/03/14 14:50	75-01-4	
Xylene (Total)	ND	ug/L	5.0	0.42	1		06/03/14 14:50	1330-20-7	
Surrogates									
4-Bromofluorobenzene (S)	97	%	80-120		1		06/03/14 14:50	460-00-4	
1,2-Dichloroethane-d4 (S)	102	%	80-120		1		06/03/14 14:50	17060-07-0	
Toluene-d8 (S)	98	%	80-120		1		06/03/14 14:50	2037-26-5	
Preservation pH	**1.0**		0.10	0.10	1		06/03/14 14:50		

REPORT OF LABORATORY ANALYSIS

This report shall not be reproduced, except in full,
without the written consent of Pace Analytical Services, Inc..

Pace Analytical Services, Inc.
9608 Loiret Blvd.
Lenexa, KS 66219
(913)599-5665

ANALYTICAL RESULTS

Project: FORT SMITH, AR
Pace Project No.: 60170255

Sample: IW-128-201405 **Lab ID: 60170255002** Collected: 05/29/14 10:55 Received: 05/30/14 08:45 Matrix: Water

Parameters	Results	Units	Report Limit	MDL	DF	Prepared	Analyzed	CAS No.	Qual
8260 MSV	Analytical Method: EPA 5030B/8260								
Acetone	**16.1**	ug/L	10.0	1.9	1		06/03/14 15:07	67-64-1	B
Benzene	ND	ug/L	5.0	0.060	1		06/03/14 15:07	71-43-2	
Bromodichloromethane	ND	ug/L	5.0	0.19	1		06/03/14 15:07	75-27-4	
Bromoform	**5.9**	ug/L	5.0	0.070	1		06/03/14 15:07	75-25-2	
Bromomethane	**4.5J**	ug/L	7.0	0.16	1		06/03/14 15:07	74-83-9	
2-Butanone (MEK)	ND	ug/L	10.0	0.59	1		06/03/14 15:07	78-93-3	
Carbon disulfide	ND	ug/L	10.0	0.12	1		06/03/14 15:07	75-15-0	
Carbon tetrachloride	ND	ug/L	5.0	0.18	1		06/03/14 15:07	56-23-5	
Chlorobenzene	ND	ug/L	5.0	0.21	1		06/03/14 15:07	108-90-7	
Chloroethane	ND	ug/L	10.0	0.15	1		06/03/14 15:07	75-00-3	
Chloroform	**0.88J**	ug/L	5.0	0.14	1		06/03/14 15:07	67-66-3	
Chloromethane	**7.6J**	ug/L	10.0	0.080	1		06/03/14 15:07	74-87-3	
Dibromochloromethane	ND	ug/L	5.0	0.21	1		06/03/14 15:07	124-48-1	
1,1-Dichloroethane	ND	ug/L	2.4	0.050	1		06/03/14 15:07	75-34-3	
1,2-Dichloroethane	ND	ug/L	5.0	0.12	1		06/03/14 15:07	107-06-2	
1,1-Dichloroethene	ND	ug/L	5.0	0.20	1		06/03/14 15:07	75-35-4	
cis-1,2-Dichloroethene	**62.7**	ug/L	5.0	0.080	1		06/03/14 15:07	156-59-2	
trans-1,2-Dichloroethene	**10.4**	ug/L	5.0	0.20	1		06/03/14 15:07	156-60-5	
1,2-Dichloropropane	ND	ug/L	5.0	0.16	1		06/03/14 15:07	78-87-5	
cis-1,3-Dichloropropene	ND	ug/L	1.0	0.14	1		06/03/14 15:07	10061-01-5	
trans-1,3-Dichloropropene	ND	ug/L	1.0	0.12	1		06/03/14 15:07	10061-02-6	
Ethylbenzene	ND	ug/L	5.0	0.18	1		06/03/14 15:07	100-41-4	
2-Hexanone	ND	ug/L	10.0	1.2	1		06/03/14 15:07	591-78-6	
Methylene chloride	**1.6J**	ug/L	5.0	0.15	1		06/03/14 15:07	75-09-2	B
4-Methyl-2-pentanone (MIBK)	ND	ug/L	10.0	0.42	1		06/03/14 15:07	108-10-1	
Styrene	ND	ug/L	5.0	0.12	1		06/03/14 15:07	100-42-5	
1,1,2,2-Tetrachloroethane	ND	ug/L	1.0	0.15	1		06/03/14 15:07	79-34-5	
Tetrachloroethene	**0.62J**	ug/L	5.0	0.10	1		06/03/14 15:07	127-18-4	
Toluene	ND	ug/L	5.0	0.17	1		06/03/14 15:07	108-88-3	
1,1,1-Trichloroethane	ND	ug/L	5.0	0.11	1		06/03/14 15:07	71-55-6	
1,1,2-Trichloroethane	ND	ug/L	5.0	0.20	1		06/03/14 15:07	79-00-5	
Trichloroethene	**1190**	ug/L	50.0	1.7	10		06/03/14 01:45	79-01-6	
Vinyl chloride	ND	ug/L	2.0	0.13	1		06/03/14 15:07	75-01-4	
Xylene (Total)	ND	ug/L	50.0	4.2	10		06/03/14 01:45	1330-20-7	
Surrogates									
4-Bromofluorobenzene (S)	97	%	80-120		1		06/03/14 15:07	460-00-4	
1,2-Dichloroethane-d4 (S)	102	%	80-120		1		06/03/14 15:07	17060-07-0	
Toluene-d8 (S)	98	%	80-120		1		06/03/14 15:07	2037-26-5	
Preservation pH	**1.0**		0.10	0.10	1		06/03/14 15:07		

REPORT OF LABORATORY ANALYSIS

This report shall not be reproduced, except in full,
without the written consent of Pace Analytical Services, Inc..

Pace Analytical Services, Inc.
9608 Loiret Blvd.
Lenexa, KS 66219
(913)599-5665

ANALYTICAL RESULTS

Project: FORT SMITH, AR
Pace Project No.: 60170255

Sample: IW-127-201405 **Lab ID: 60170255003** Collected: 05/29/14 12:00 Received: 05/30/14 08:45 Matrix: Water

Parameters	Results	Units	Report Limit	MDL	DF	Prepared	Analyzed	CAS No.	Qual
8260 MSV	Analytical Method: EPA 5030B/8260								
Acetone	**19.8**	ug/L	10.0	1.9	1		06/03/14 15:23	67-64-1	B
Benzene	ND	ug/L	5.0	0.060	1		06/03/14 15:23	71-43-2	
Bromodichloromethane	ND	ug/L	5.0	0.19	1		06/03/14 15:23	75-27-4	
Bromoform	**6.2**	ug/L	5.0	0.070	1		06/03/14 15:23	75-25-2	
Bromomethane	**8.0**	ug/L	7.0	0.16	1		06/03/14 15:23	74-83-9	
2-Butanone (MEK)	**1.0J**	ug/L	10.0	0.59	1		06/03/14 15:23	78-93-3	
Carbon disulfide	ND	ug/L	10.0	0.12	1		06/03/14 15:23	75-15-0	
Carbon tetrachloride	ND	ug/L	5.0	0.18	1		06/03/14 15:23	56-23-5	
Chlorobenzene	ND	ug/L	5.0	0.21	1		06/03/14 15:23	108-90-7	
Chloroethane	ND	ug/L	10.0	0.15	1		06/03/14 15:23	75-00-3	
Chloroform	**1.1J**	ug/L	5.0	0.14	1		06/03/14 15:23	67-66-3	
Chloromethane	**4.8J**	ug/L	10.0	0.080	1		06/03/14 15:23	74-87-3	
Dibromochloromethane	ND	ug/L	5.0	0.21	1		06/03/14 15:23	124-48-1	
1,1-Dichloroethane	ND	ug/L	2.4	0.050	1		06/03/14 15:23	75-34-3	
1,2-Dichloroethane	ND	ug/L	5.0	0.12	1		06/03/14 15:23	107-06-2	
1,1-Dichloroethene	ND	ug/L	5.0	0.20	1		06/03/14 15:23	75-35-4	
cis-1,2-Dichloroethene	**34.7**	ug/L	5.0	0.080	1		06/03/14 15:23	156-59-2	
trans-1,2-Dichloroethene	**5.6**	ug/L	5.0	0.20	1		06/03/14 15:23	156-60-5	
1,2-Dichloropropane	ND	ug/L	5.0	0.16	1		06/03/14 15:23	78-87-5	
cis-1,3-Dichloropropene	ND	ug/L	1.0	0.14	1		06/03/14 15:23	10061-01-5	
trans-1,3-Dichloropropene	ND	ug/L	1.0	0.12	1		06/03/14 15:23	10061-02-6	
Ethylbenzene	ND	ug/L	5.0	0.18	1		06/03/14 15:23	100-41-4	
2-Hexanone	ND	ug/L	10.0	1.2	1		06/03/14 15:23	591-78-6	
Methylene chloride	**1.7J**	ug/L	5.0	0.15	1		06/03/14 15:23	75-09-2	B
4-Methyl-2-pentanone (MIBK)	ND	ug/L	10.0	0.42	1		06/03/14 15:23	108-10-1	
Styrene	ND	ug/L	5.0	0.12	1		06/03/14 15:23	100-42-5	
1,1,2,2-Tetrachloroethane	**0.37J**	ug/L	1.0	0.15	1		06/03/14 15:23	79-34-5	
Tetrachloroethene	**0.31J**	ug/L	5.0	0.10	1		06/03/14 15:23	127-18-4	
Toluene	ND	ug/L	5.0	0.17	1		06/03/14 15:23	108-88-3	
1,1,1-Trichloroethane	ND	ug/L	5.0	0.11	1		06/03/14 15:23	71-55-6	
1,1,2-Trichloroethane	ND	ug/L	5.0	0.20	1		06/03/14 15:23	79-00-5	
Trichloroethene	**639**	ug/L	50.0	1.7	10		06/03/14 13:45	79-01-6	
Vinyl chloride	ND	ug/L	2.0	0.13	1		06/03/14 15:23	75-01-4	
Xylene (Total)	ND	ug/L	5.0	0.42	1		06/03/14 15:23	1330-20-7	
Surrogates									
4-Bromofluorobenzene (S)	99	%	80-120		1		06/03/14 15:23	460-00-4	
1,2-Dichloroethane-d4 (S)	102	%	80-120		1		06/03/14 15:23	17060-07-0	
Toluene-d8 (S)	94	%	80-120		1		06/03/14 15:23	2037-26-5	
Preservation pH	**1.0**		0.10	0.10	1		06/03/14 15:23		

REPORT OF LABORATORY ANALYSIS

This report shall not be reproduced, except in full,
without the written consent of Pace Analytical Services, Inc..

Pace Analytical Services, Inc.
9608 Loiret Blvd.
Lenexa, KS 66219
(913)599-5665

ANALYTICAL RESULTS

Project: FORT SMITH, AR
Pace Project No.: 60170255

Sample: IW-129-201405 **Lab ID: 60170255004** Collected: 05/29/14 13:20 Received: 05/30/14 08:45 Matrix: Water

Parameters	Results	Units	Report Limit	MDL	DF	Prepared	Analyzed	CAS No.	Qual
8260 MSV	Analytical Method: EPA 5030B/8260								
Acetone	**15.1**	ug/L	10.0	1.9	1		06/03/14 14:18	67-64-1	B
Benzene	ND	ug/L	5.0	0.060	1		06/03/14 14:18	71-43-2	
Bromodichloromethane	ND	ug/L	5.0	0.19	1		06/03/14 14:18	75-27-4	
Bromoform	ND	ug/L	5.0	0.070	1		06/03/14 14:18	75-25-2	
Bromomethane	**3.5J**	ug/L	7.0	0.16	1		06/03/14 14:18	74-83-9	
2-Butanone (MEK)	ND	ug/L	10.0	0.59	1		06/03/14 14:18	78-93-3	
Carbon disulfide	ND	ug/L	10.0	0.12	1		06/03/14 14:18	75-15-0	
Carbon tetrachloride	ND	ug/L	5.0	0.18	1		06/03/14 14:18	56-23-5	
Chlorobenzene	ND	ug/L	5.0	0.21	1		06/03/14 14:18	108-90-7	
Chloroethane	ND	ug/L	10.0	0.15	1		06/03/14 14:18	75-00-3	
Chloroform	ND	ug/L	5.0	0.14	1		06/03/14 14:18	67-66-3	
Chloromethane	ND	ug/L	10.0	0.080	1		06/03/14 14:18	74-87-3	
Dibromochloromethane	ND	ug/L	5.0	0.21	1		06/03/14 14:18	124-48-1	
1,1-Dichloroethane	ND	ug/L	2.4	0.050	1		06/03/14 14:18	75-34-3	
1,2-Dichloroethane	ND	ug/L	5.0	0.12	1		06/03/14 14:18	107-06-2	
1,1-Dichloroethene	ND	ug/L	5.0	0.20	1		06/03/14 14:18	75-35-4	
cis-1,2-Dichloroethene	**1.8J**	ug/L	5.0	0.080	1		06/03/14 14:18	156-59-2	
trans-1,2-Dichloroethene	ND	ug/L	5.0	0.20	1		06/03/14 14:18	156-60-5	
1,2-Dichloropropane	ND	ug/L	5.0	0.16	1		06/03/14 14:18	78-87-5	
cis-1,3-Dichloropropene	ND	ug/L	1.0	0.14	1		06/03/14 14:18	10061-01-5	
trans-1,3-Dichloropropene	ND	ug/L	1.0	0.12	1		06/03/14 14:18	10061-02-6	
Ethylbenzene	ND	ug/L	5.0	0.18	1		06/03/14 14:18	100-41-4	
2-Hexanone	ND	ug/L	10.0	1.2	1		06/03/14 14:18	591-78-6	
Methylene chloride	**0.50J**	ug/L	5.0	0.15	1		06/03/14 14:18	75-09-2	B
4-Methyl-2-pentanone (MIBK)	ND	ug/L	10.0	0.42	1		06/03/14 14:18	108-10-1	
Styrene	ND	ug/L	5.0	0.12	1		06/03/14 14:18	100-42-5	
1,1,2,2-Tetrachloroethane	ND	ug/L	1.0	0.15	1		06/03/14 14:18	79-34-5	
Tetrachloroethene	ND	ug/L	5.0	0.10	1		06/03/14 14:18	127-18-4	
Toluene	**0.18J**	ug/L	5.0	0.17	1		06/03/14 14:18	108-88-3	B
1,1,1-Trichloroethane	ND	ug/L	5.0	0.11	1		06/03/14 14:18	71-55-6	
1,1,2-Trichloroethane	ND	ug/L	5.0	0.20	1		06/03/14 14:18	79-00-5	
Trichloroethene	**25.8**	ug/L	5.0	0.17	1		06/04/14 13:03	79-01-6	
Vinyl chloride	ND	ug/L	2.0	0.13	1		06/03/14 14:18	75-01-4	
Xylene (Total)	ND	ug/L	5.0	0.42	1		06/03/14 14:18	1330-20-7	
Surrogates									
4-Bromofluorobenzene (S)	97	%	80-120		1		06/03/14 14:18	460-00-4	
1,2-Dichloroethane-d4 (S)	105	%	80-120		1		06/03/14 14:18	17060-07-0	
Toluene-d8 (S)	97	%	80-120		1		06/03/14 14:18	2037-26-5	
Preservation pH	**6.0**		0.10	0.10	1		06/03/14 14:18		pH

REPORT OF LABORATORY ANALYSIS

This report shall not be reproduced, except in full,
without the written consent of Pace Analytical Services, Inc..

Pace Analytical Services, Inc.
9608 Loiret Blvd.
Lenexa, KS 66219
(913)599-5665

ANALYTICAL RESULTS

Project: FORT SMITH, AR
Pace Project No.: 60170255

Sample: IW-125-201405 **Lab ID: 60170255005** Collected: 05/29/14 14:05 Received: 05/30/14 08:45 Matrix: Water

Parameters	Results	Units	Report Limit	MDL	DF	Prepared	Analyzed	CAS No.	Qual
8260 MSV	Analytical Method: EPA 5030B/8260								
Acetone	**15.2**	ug/L	10.0	1.9	1		06/03/14 14:34	67-64-1	B
Benzene	ND	ug/L	5.0	0.060	1		06/03/14 14:34	71-43-2	
Bromodichloromethane	ND	ug/L	5.0	0.19	1		06/03/14 14:34	75-27-4	
Bromoform	ND	ug/L	5.0	0.070	1		06/03/14 14:34	75-25-2	
Bromomethane	**2.9J**	ug/L	7.0	0.16	1		06/03/14 14:34	74-83-9	
2-Butanone (MEK)	ND	ug/L	10.0	0.59	1		06/03/14 14:34	78-93-3	
Carbon disulfide	ND	ug/L	10.0	0.12	1		06/03/14 14:34	75-15-0	
Carbon tetrachloride	ND	ug/L	5.0	0.18	1		06/03/14 14:34	56-23-5	
Chlorobenzene	ND	ug/L	5.0	0.21	1		06/03/14 14:34	108-90-7	
Chloroethane	ND	ug/L	10.0	0.15	1		06/03/14 14:34	75-00-3	
Chloroform	**0.41J**	ug/L	5.0	0.14	1		06/03/14 14:34	67-66-3	
Chloromethane	**8.6J**	ug/L	10.0	0.080	1		06/03/14 14:34	74-87-3	
Dibromochloromethane	ND	ug/L	5.0	0.21	1		06/03/14 14:34	124-48-1	
1,1-Dichloroethane	ND	ug/L	2.4	0.050	1		06/03/14 14:34	75-34-3	
1,2-Dichloroethane	ND	ug/L	5.0	0.12	1		06/03/14 14:34	107-06-2	
1,1-Dichloroethene	ND	ug/L	5.0	0.20	1		06/03/14 14:34	75-35-4	
cis-1,2-Dichloroethene	**2.9J**	ug/L	5.0	0.080	1		06/03/14 14:34	156-59-2	
trans-1,2-Dichloroethene	**0.38J**	ug/L	5.0	0.20	1		06/03/14 14:34	156-60-5	
1,2-Dichloropropane	ND	ug/L	5.0	0.16	1		06/03/14 14:34	78-87-5	
cis-1,3-Dichloropropene	ND	ug/L	1.0	0.14	1		06/03/14 14:34	10061-01-5	
trans-1,3-Dichloropropene	ND	ug/L	1.0	0.12	1		06/03/14 14:34	10061-02-6	
Ethylbenzene	ND	ug/L	5.0	0.18	1		06/03/14 14:34	100-41-4	
2-Hexanone	ND	ug/L	10.0	1.2	1		06/03/14 14:34	591-78-6	
Methylene chloride	**0.83J**	ug/L	5.0	0.15	1		06/03/14 14:34	75-09-2	B
4-Methyl-2-pentanone (MIBK)	ND	ug/L	10.0	0.42	1		06/03/14 14:34	108-10-1	
Styrene	ND	ug/L	5.0	0.12	1		06/03/14 14:34	100-42-5	
1,1,2,2-Tetrachloroethane	ND	ug/L	1.0	0.15	1		06/03/14 14:34	79-34-5	
Tetrachloroethene	ND	ug/L	5.0	0.10	1		06/03/14 14:34	127-18-4	
Toluene	ND	ug/L	5.0	0.17	1		06/03/14 14:34	108-88-3	
1,1,1-Trichloroethane	ND	ug/L	5.0	0.11	1		06/03/14 14:34	71-55-6	
1,1,2-Trichloroethane	ND	ug/L	5.0	0.20	1		06/03/14 14:34	79-00-5	
Trichloroethene	**17.1**	ug/L	5.0	0.17	1		06/04/14 13:19	79-01-6	
Vinyl chloride	ND	ug/L	2.0	0.13	1		06/03/14 14:34	75-01-4	
Xylene (Total)	ND	ug/L	5.0	0.42	1		06/03/14 14:34	1330-20-7	
Surrogates									
4-Bromofluorobenzene (S)	98	%	80-120		1		06/03/14 14:34	460-00-4	
1,2-Dichloroethane-d4 (S)	104	%	80-120		1		06/03/14 14:34	17060-07-0	
Toluene-d8 (S)	97	%	80-120		1		06/03/14 14:34	2037-26-5	
Preservation pH	**1.0**		0.10	0.10	1		06/03/14 14:34		

REPORT OF LABORATORY ANALYSIS

This report shall not be reproduced, except in full,
without the written consent of Pace Analytical Services, Inc..

Pace Analytical Services, Inc.
9608 Loiret Blvd.
Lenexa, KS 66219
(913)599-5665

ANALYTICAL RESULTS

Project: FORT SMITH, AR
Pace Project No.: 60170255

Sample: IW-126-201405 **Lab ID: 60170255006** Collected: 05/29/14 15:35 Received: 05/30/14 08:45 Matrix: Water

Parameters	Results	Units	Report Limit	MDL	DF	Prepared	Analyzed	CAS No.	Qual
8260 MSV	Analytical Method: EPA 5030B/8260								
Acetone	**13.3**	ug/L	10.0	1.9	1		06/03/14 15:39	67-64-1	B
Benzene	ND	ug/L	5.0	0.060	1		06/03/14 15:39	71-43-2	
Bromodichloromethane	ND	ug/L	5.0	0.19	1		06/03/14 15:39	75-27-4	
Bromoform	**6.2**	ug/L	5.0	0.070	1		06/03/14 15:39	75-25-2	
Bromomethane	**4.0J**	ug/L	7.0	0.16	1		06/03/14 15:39	74-83-9	
2-Butanone (MEK)	**0.65J**	ug/L	10.0	0.59	1		06/03/14 15:39	78-93-3	
Carbon disulfide	ND	ug/L	10.0	0.12	1		06/03/14 15:39	75-15-0	
Carbon tetrachloride	ND	ug/L	5.0	0.18	1		06/03/14 15:39	56-23-5	
Chlorobenzene	ND	ug/L	5.0	0.21	1		06/03/14 15:39	108-90-7	
Chloroethane	ND	ug/L	10.0	0.15	1		06/03/14 15:39	75-00-3	
Chloroform	**0.91J**	ug/L	5.0	0.14	1		06/03/14 15:39	67-66-3	
Chloromethane	**2.2J**	ug/L	10.0	0.080	1		06/03/14 15:39	74-87-3	
Dibromochloromethane	ND	ug/L	5.0	0.21	1		06/03/14 15:39	124-48-1	
1,1-Dichloroethane	ND	ug/L	2.4	0.050	1		06/03/14 15:39	75-34-3	
1,2-Dichloroethane	ND	ug/L	5.0	0.12	1		06/03/14 15:39	107-06-2	
1,1-Dichloroethene	ND	ug/L	5.0	0.20	1		06/03/14 15:39	75-35-4	
cis-1,2-Dichloroethene	**59.1**	ug/L	5.0	0.080	1		06/03/14 15:39	156-59-2	
trans-1,2-Dichloroethene	**9.7**	ug/L	5.0	0.20	1		06/03/14 15:39	156-60-5	
1,2-Dichloropropane	ND	ug/L	5.0	0.16	1		06/03/14 15:39	78-87-5	
cis-1,3-Dichloropropene	ND	ug/L	1.0	0.14	1		06/03/14 15:39	10061-01-5	
trans-1,3-Dichloropropene	ND	ug/L	1.0	0.12	1		06/03/14 15:39	10061-02-6	
Ethylbenzene	ND	ug/L	5.0	0.18	1		06/03/14 15:39	100-41-4	
2-Hexanone	ND	ug/L	10.0	1.2	1		06/03/14 15:39	591-78-6	
Methylene chloride	**0.56J**	ug/L	5.0	0.15	1		06/03/14 15:39	75-09-2	B
4-Methyl-2-pentanone (MIBK)	ND	ug/L	10.0	0.42	1		06/03/14 15:39	108-10-1	
Styrene	ND	ug/L	5.0	0.12	1		06/03/14 15:39	100-42-5	
1,1,2,2-Tetrachloroethane	ND	ug/L	1.0	0.15	1		06/03/14 15:39	79-34-5	
Tetrachloroethene	**0.19J**	ug/L	5.0	0.10	1		06/03/14 15:39	127-18-4	
Toluene	ND	ug/L	5.0	0.17	1		06/03/14 15:39	108-88-3	
1,1,1-Trichloroethane	ND	ug/L	5.0	0.11	1		06/03/14 15:39	71-55-6	
1,1,2-Trichloroethane	ND	ug/L	5.0	0.20	1		06/03/14 15:39	79-00-5	
Trichloroethene	**787**	ug/L	125	4.2	25		06/03/14 02:42	79-01-6	
Vinyl chloride	ND	ug/L	2.0	0.13	1		06/03/14 15:39	75-01-4	
Xylene (Total)	ND	ug/L	125	10.5	25		06/03/14 02:42	1330-20-7	
Surrogates									
4-Bromofluorobenzene (S)	95	%	80-120		1		06/03/14 15:39	460-00-4	
1,2-Dichloroethane-d4 (S)	101	%	80-120		1		06/03/14 15:39	17060-07-0	
Toluene-d8 (S)	96	%	80-120		1		06/03/14 15:39	2037-26-5	
Preservation pH	**1.0**		0.10	0.10	1		06/03/14 15:39		

REPORT OF LABORATORY ANALYSIS

This report shall not be reproduced, except in full,
without the written consent of Pace Analytical Services, Inc..

Pace Analytical Services, Inc.
9608 Loiret Blvd.
Lenexa, KS 66219
(913)599-5665

ANALYTICAL RESULTS

Project: FORT SMITH, AR
Pace Project No.: 60170255

Sample: MW-85-201405 **Lab ID: 60170255007** Collected: 05/29/14 16:40 Received: 05/30/14 08:45 Matrix: Water

Parameters	Results	Units	Report Limit	MDL	DF	Prepared	Analyzed	CAS No.	Qual
8260 MSV	Analytical Method: EPA 5030B/8260								
Acetone	**6.4J**	ug/L	10.0	1.9	1		06/03/14 15:56	67-64-1	B
Benzene	ND	ug/L	5.0	0.060	1		06/03/14 15:56	71-43-2	
Bromodichloromethane	ND	ug/L	5.0	0.19	1		06/03/14 15:56	75-27-4	
Bromoform	ND	ug/L	5.0	0.070	1		06/03/14 15:56	75-25-2	
Bromomethane	ND	ug/L	7.0	0.16	1		06/03/14 15:56	74-83-9	
2-Butanone (MEK)	ND	ug/L	10.0	0.59	1		06/03/14 15:56	78-93-3	
Carbon disulfide	ND	ug/L	10.0	0.12	1		06/03/14 15:56	75-15-0	
Carbon tetrachloride	ND	ug/L	5.0	0.18	1		06/03/14 15:56	56-23-5	
Chlorobenzene	ND	ug/L	5.0	0.21	1		06/03/14 15:56	108-90-7	
Chloroethane	ND	ug/L	10.0	0.15	1		06/03/14 15:56	75-00-3	
Chloroform	ND	ug/L	5.0	0.14	1		06/03/14 15:56	67-66-3	
Chloromethane	ND	ug/L	10.0	0.080	1		06/03/14 15:56	74-87-3	
Dibromochloromethane	ND	ug/L	5.0	0.21	1		06/03/14 15:56	124-48-1	
1,1-Dichloroethane	ND	ug/L	2.4	0.050	1		06/03/14 15:56	75-34-3	
1,2-Dichloroethane	ND	ug/L	5.0	0.12	1		06/03/14 15:56	107-06-2	
1,1-Dichloroethene	**4.0J**	ug/L	5.0	0.20	1		06/03/14 15:56	75-35-4	
cis-1,2-Dichloroethene	**99.4**	ug/L	5.0	0.080	1		06/03/14 15:56	156-59-2	
trans-1,2-Dichloroethene	**0.36J**	ug/L	5.0	0.20	1		06/03/14 15:56	156-60-5	
1,2-Dichloropropane	ND	ug/L	5.0	0.16	1		06/03/14 15:56	78-87-5	
cis-1,3-Dichloropropene	ND	ug/L	1.0	0.14	1		06/03/14 15:56	10061-01-5	
trans-1,3-Dichloropropene	ND	ug/L	1.0	0.12	1		06/03/14 15:56	10061-02-6	
Ethylbenzene	ND	ug/L	5.0	0.18	1		06/03/14 15:56	100-41-4	
2-Hexanone	ND	ug/L	10.0	1.2	1		06/03/14 15:56	591-78-6	
Methylene chloride	ND	ug/L	5.0	0.15	1		06/03/14 15:56	75-09-2	
4-Methyl-2-pentanone (MIBK)	ND	ug/L	10.0	0.42	1		06/03/14 15:56	108-10-1	
Styrene	ND	ug/L	5.0	0.12	1		06/03/14 15:56	100-42-5	
1,1,2,2-Tetrachloroethane	ND	ug/L	1.0	0.15	1		06/03/14 15:56	79-34-5	
Tetrachloroethene	**0.37J**	ug/L	5.0	0.10	1		06/03/14 15:56	127-18-4	
Toluene	**0.35J**	ug/L	5.0	0.17	1		06/03/14 15:56	108-88-3	B
1,1,1-Trichloroethane	**0.52J**	ug/L	5.0	0.11	1		06/03/14 15:56	71-55-6	
1,1,2-Trichloroethane	ND	ug/L	5.0	0.20	1		06/03/14 15:56	79-00-5	
Trichloroethene	**1970**	ug/L	125	4.2	25		06/03/14 02:56	79-01-6	
Vinyl chloride	**23.1**	ug/L	2.0	0.13	1		06/03/14 15:56	75-01-4	
Xylene (Total)	ND	ug/L	125	10.5	25		06/03/14 02:56	1330-20-7	
Surrogates									
4-Bromofluorobenzene (S)	96	%	80-120		1		06/03/14 15:56	460-00-4	
1,2-Dichloroethane-d4 (S)	101	%	80-120		1		06/03/14 15:56	17060-07-0	
Toluene-d8 (S)	99	%	80-120		1		06/03/14 15:56	2037-26-5	
Preservation pH	**1.0**		0.10	0.10	1		06/03/14 15:56		

REPORT OF LABORATORY ANALYSIS

This report shall not be reproduced, except in full,
without the written consent of Pace Analytical Services, Inc..

Pace Analytical Services, Inc.
9608 Loiret Blvd.
Lenexa, KS 66219
(913)599-5665

ANALYTICAL RESULTS

Project: FORT SMITH, AR
Pace Project No.: 60170255

Sample: MW-86-201405 **Lab ID: 60170255008** Collected: 05/29/14 17:35 Received: 05/30/14 08:45 Matrix: Water

Parameters	Results	Units	Report Limit	MDL	DF	Prepared	Analyzed	CAS No.	Qual
8260 MSV	Analytical Method: EPA 5030B/8260								
Acetone	**12.9**	ug/L	10.0	1.9	1		06/03/14 16:12	67-64-1	B
Benzene	ND	ug/L	5.0	0.060	1		06/03/14 16:12	71-43-2	
Bromodichloromethane	ND	ug/L	5.0	0.19	1		06/03/14 16:12	75-27-4	
Bromoform	ND	ug/L	5.0	0.070	1		06/03/14 16:12	75-25-2	
Bromomethane	ND	ug/L	7.0	0.16	1		06/03/14 16:12	74-83-9	
2-Butanone (MEK)	**107**	ug/L	10.0	0.59	1		06/03/14 16:12	78-93-3	
Carbon disulfide	ND	ug/L	10.0	0.12	1		06/03/14 16:12	75-15-0	
Carbon tetrachloride	ND	ug/L	5.0	0.18	1		06/03/14 16:12	56-23-5	
Chlorobenzene	ND	ug/L	5.0	0.21	1		06/03/14 16:12	108-90-7	
Chloroethane	ND	ug/L	10.0	0.15	1		06/03/14 16:12	75-00-3	
Chloroform	**36.8**	ug/L	5.0	0.14	1		06/03/14 16:12	67-66-3	
Chloromethane	ND	ug/L	10.0	0.080	1		06/03/14 16:12	74-87-3	
Dibromochloromethane	**35.3**	ug/L	5.0	0.21	1		06/03/14 16:12	124-48-1	
1,1-Dichloroethane	**156J**	ug/L	1200	25.0	500		06/03/14 14:01	75-34-3	
1,2-Dichloroethane	ND	ug/L	5.0	0.12	1		06/03/14 16:12	107-06-2	
1,1-Dichloroethene	**355J**	ug/L	2500	100	500		06/03/14 14:01	75-35-4	
cis-1,2-Dichloroethene	**1220J**	ug/L	2500	40.0	500		06/03/14 14:01	156-59-2	
trans-1,2-Dichloroethene	**7.2**	ug/L	5.0	0.20	1		06/03/14 16:12	156-60-5	
1,2-Dichloropropane	ND	ug/L	5.0	0.16	1		06/03/14 16:12	78-87-5	
cis-1,3-Dichloropropene	ND	ug/L	1.0	0.14	1		06/03/14 16:12	10061-01-5	
trans-1,3-Dichloropropene	ND	ug/L	1.0	0.12	1		06/03/14 16:12	10061-02-6	
Ethylbenzene	**0.77J**	ug/L	5.0	0.18	1		06/03/14 16:12	100-41-4	
2-Hexanone	ND	ug/L	10.0	1.2	1		06/03/14 16:12	591-78-6	
Methylene chloride	**4.5J**	ug/L	5.0	0.15	1		06/03/14 16:12	75-09-2	
4-Methyl-2-pentanone (MIBK)	ND	ug/L	10.0	0.42	1		06/03/14 16:12	108-10-1	
Styrene	ND	ug/L	5.0	0.12	1		06/03/14 16:12	100-42-5	
1,1,2,2-Tetrachloroethane	**0.79J**	ug/L	1.0	0.15	1		06/03/14 16:12	79-34-5	
Tetrachloroethene	**33.1**	ug/L	5.0	0.10	1		06/03/14 16:12	127-18-4	
Toluene	**47.8**	ug/L	5.0	0.17	1		06/03/14 16:12	108-88-3	
1,1,1-Trichloroethane	**1220J**	ug/L	2500	55.0	500		06/03/14 14:01	71-55-6	
1,1,2-Trichloroethane	**2.4J**	ug/L	5.0	0.20	1		06/03/14 16:12	79-00-5	
Trichloroethene	**533000**	ug/L	25000	850	5000		06/03/14 16:45	79-01-6	
Vinyl chloride	**341J**	ug/L	1000	65.0	500		06/03/14 14:01	75-01-4	
Xylene (Total)	**3.9J**	ug/L	5.0	0.42	1		06/03/14 16:12	1330-20-7	
Surrogates									
4-Bromofluorobenzene (S)	95	%	80-120		1		06/03/14 16:12	460-00-4	IU
1,2-Dichloroethane-d4 (S)	272	%	80-120		1		06/03/14 16:12	17060-07-0	S1
Toluene-d8 (S)	252	%	80-120		1		06/03/14 16:12	2037-26-5	S1
Preservation pH	**1.0**		0.10	0.10	1		06/03/14 16:12		

REPORT OF LABORATORY ANALYSIS

This report shall not be reproduced, except in full,
without the written consent of Pace Analytical Services, Inc..

Pace Analytical Services, Inc.
9608 Loiret Blvd.
Lenexa, KS 66219
(913)599-5665

ANALYTICAL RESULTS

Project: FORT SMITH, AR
Pace Project No.: 60170255

Sample: TRIPBLANK 02-201405 **Lab ID: 60170255009** Collected: 05/29/14 17:35 Received: 05/30/14 08:45 Matrix: Water

Parameters	Results	Units	Report Limit	MDL	DF	Prepared	Analyzed	CAS No.	Qual
8260 MSV	Analytical Method: EPA 5030B/8260								
Acetone	ND	ug/L	10.0	1.9	1		06/03/14 00:48	67-64-1	
Benzene	ND	ug/L	5.0	0.060	1		06/03/14 00:48	71-43-2	
Bromodichloromethane	ND	ug/L	5.0	0.19	1		06/03/14 00:48	75-27-4	
Bromoform	ND	ug/L	5.0	0.070	1		06/03/14 00:48	75-25-2	
Bromomethane	ND	ug/L	7.0	0.16	1		06/03/14 00:48	74-83-9	
2-Butanone (MEK)	ND	ug/L	10.0	0.59	1		06/03/14 00:48	78-93-3	
Carbon disulfide	ND	ug/L	10.0	0.12	1		06/03/14 00:48	75-15-0	
Carbon tetrachloride	ND	ug/L	5.0	0.18	1		06/03/14 00:48	56-23-5	
Chlorobenzene	ND	ug/L	5.0	0.21	1		06/03/14 00:48	108-90-7	
Chloroethane	ND	ug/L	10.0	0.15	1		06/03/14 00:48	75-00-3	
Chloroform	ND	ug/L	5.0	0.14	1		06/03/14 00:48	67-66-3	
Chloromethane	ND	ug/L	10.0	0.080	1		06/03/14 00:48	74-87-3	
Dibromochloromethane	ND	ug/L	5.0	0.21	1		06/03/14 00:48	124-48-1	
1,1-Dichloroethane	ND	ug/L	2.4	0.050	1		06/03/14 00:48	75-34-3	
1,2-Dichloroethane	ND	ug/L	5.0	0.12	1		06/03/14 00:48	107-06-2	
1,1-Dichloroethene	ND	ug/L	5.0	0.20	1		06/03/14 00:48	75-35-4	
cis-1,2-Dichloroethene	ND	ug/L	5.0	0.080	1		06/03/14 00:48	156-59-2	
trans-1,2-Dichloroethene	ND	ug/L	5.0	0.20	1		06/03/14 00:48	156-60-5	
1,2-Dichloropropane	ND	ug/L	5.0	0.16	1		06/03/14 00:48	78-87-5	
cis-1,3-Dichloropropene	ND	ug/L	1.0	0.14	1		06/03/14 00:48	10061-01-5	
trans-1,3-Dichloropropene	ND	ug/L	1.0	0.12	1		06/03/14 00:48	10061-02-6	
Ethylbenzene	ND	ug/L	5.0	0.18	1		06/03/14 00:48	100-41-4	
2-Hexanone	ND	ug/L	10.0	1.2	1		06/03/14 00:48	591-78-6	
Methylene chloride	ND	ug/L	5.0	0.15	1		06/03/14 00:48	75-09-2	
4-Methyl-2-pentanone (MIBK)	ND	ug/L	10.0	0.42	1		06/03/14 00:48	108-10-1	
Styrene	ND	ug/L	5.0	0.12	1		06/03/14 00:48	100-42-5	
1,1,2,2-Tetrachloroethane	ND	ug/L	1.0	0.15	1		06/03/14 00:48	79-34-5	
Tetrachloroethene	ND	ug/L	5.0	0.10	1		06/03/14 00:48	127-18-4	
Toluene	ND	ug/L	5.0	0.17	1		06/03/14 00:48	108-88-3	
1,1,1-Trichloroethane	ND	ug/L	5.0	0.11	1		06/03/14 00:48	71-55-6	
1,1,2-Trichloroethane	ND	ug/L	5.0	0.20	1		06/03/14 00:48	79-00-5	
Trichloroethene	ND	ug/L	5.0	0.17	1		06/03/14 00:48	79-01-6	
Vinyl chloride	ND	ug/L	2.0	0.13	1		06/03/14 00:48	75-01-4	
Xylene (Total)	ND	ug/L	5.0	0.42	1		06/03/14 00:48	1330-20-7	
Surrogates									
4-Bromofluorobenzene (S)	95	%	80-120		1		06/03/14 00:48	460-00-4	
1,2-Dichloroethane-d4 (S)	106	%	80-120		1		06/03/14 00:48	17060-07-0	
Toluene-d8 (S)	98	%	80-120		1		06/03/14 00:48	2037-26-5	
Preservation pH	**1.0**		0.10	0.10	1		06/03/14 00:48		

REPORT OF LABORATORY ANALYSIS

This report shall not be reproduced, except in full,
without the written consent of Pace Analytical Services, Inc..

Pace Analytical Services, Inc.
9608 Loiret Blvd.
Lenexa, KS 66219
(913)599-5665

QUALITY CONTROL DATA

Project: FORT SMITH, AR
Pace Project No.: 60170255

QC Batch: MSV/61982 Analysis Method: EPA 5030B/8260
QC Batch Method: EPA 5030B/8260 Analysis Description: 8260 MSV Water 10 mL Purge
Associated Lab Samples: 60170255002, 60170255006, 60170255007, 60170255009

METHOD BLANK: 1387151 Matrix: Water
Associated Lab Samples: 60170255002, 60170255006, 60170255007, 60170255009

Parameter	Units	Blank Result	Reporting Limit	Analyzed	Qualifiers
1,1,1-Trichloroethane	ug/L	ND	5.0	06/03/14 00:05	
1,1,2,2-Tetrachloroethane	ug/L	ND	1.0	06/03/14 00:05	
1,1,2-Trichloroethane	ug/L	ND	5.0	06/03/14 00:05	
1,1-Dichloroethane	ug/L	ND	2.4	06/03/14 00:05	
1,1-Dichloroethene	ug/L	ND	5.0	06/03/14 00:05	
1,2-Dichloroethane	ug/L	ND	5.0	06/03/14 00:05	
1,2-Dichloropropane	ug/L	ND	5.0	06/03/14 00:05	
2-Butanone (MEK)	ug/L	ND	10.0	06/03/14 00:05	
2-Hexanone	ug/L	ND	10.0	06/03/14 00:05	
4-Methyl-2-pentanone (MIBK)	ug/L	ND	10.0	06/03/14 00:05	
Acetone	ug/L	ND	10.0	06/03/14 00:05	
Benzene	ug/L	ND	5.0	06/03/14 00:05	
Bromodichloromethane	ug/L	ND	5.0	06/03/14 00:05	
Bromoform	ug/L	ND	5.0	06/03/14 00:05	
Bromomethane	ug/L	ND	7.0	06/03/14 00:05	
Carbon disulfide	ug/L	0.17J	10.0	06/03/14 00:05	
Carbon tetrachloride	ug/L	ND	5.0	06/03/14 00:05	
Chlorobenzene	ug/L	ND	5.0	06/03/14 00:05	
Chloroethane	ug/L	ND	10.0	06/03/14 00:05	
Chloroform	ug/L	ND	5.0	06/03/14 00:05	
Chloromethane	ug/L	ND	10.0	06/03/14 00:05	
cis-1,2-Dichloroethene	ug/L	ND	5.0	06/03/14 00:05	
cis-1,3-Dichloropropene	ug/L	ND	1.0	06/03/14 00:05	
Dibromochloromethane	ug/L	ND	5.0	06/03/14 00:05	
Ethylbenzene	ug/L	ND	5.0	06/03/14 00:05	
Methylene chloride	ug/L	0.27J	5.0	06/03/14 00:05	
Styrene	ug/L	ND	5.0	06/03/14 00:05	
Tetrachloroethene	ug/L	ND	5.0	06/03/14 00:05	
Toluene	ug/L	ND	5.0	06/03/14 00:05	
trans-1,2-Dichloroethene	ug/L	ND	5.0	06/03/14 00:05	
trans-1,3-Dichloropropene	ug/L	ND	1.0	06/03/14 00:05	
Trichloroethene	ug/L	ND	5.0	06/03/14 00:05	
Vinyl chloride	ug/L	ND	2.0	06/03/14 00:05	
Xylene (Total)	ug/L	ND	5.0	06/03/14 00:05	
1,2-Dichloroethane-d4 (S)	%	107	80-120	06/03/14 00:05	
4-Bromofluorobenzene (S)	%	102	80-120	06/03/14 00:05	
Toluene-d8 (S)	%	101	80-120	06/03/14 00:05	

Results presented on this page are in the units indicated by the "Units" column except where an alternate unit is presented to the right of the result.

REPORT OF LABORATORY ANALYSIS

This report shall not be reproduced, except in full,
without the written consent of Pace Analytical Services, Inc..

Pace Analytical Services, Inc.
9608 Loiret Blvd.
Lenexa, KS 66219
(913)599-5665

QUALITY CONTROL DATA

Project: FORT SMITH, AR
Pace Project No.: 60170255

LABORATORY CONTROL SAMPLE: 1387152

Parameter	Units	Spike Conc.	LCS Result	LCS % Rec	% Rec Limits	Qualifiers
1,1,1-Trichloroethane	ug/L	20	21.3	106	80-121	
1,1,2,2-Tetrachloroethane	ug/L	20	17.6	88	73-124	
1,1,2-Trichloroethane	ug/L	20	20.7	104	80-120	
1,1-Dichloroethane	ug/L	20	20.7	103	77-120	
1,1-Dichloroethene	ug/L	20	19.5	98	78-126	
1,2-Dichloroethane	ug/L	20	20.8	104	77-123	
1,2-Dichloropropane	ug/L	20	19.9	100	80-121	
2-Butanone (MEK)	ug/L	100	103	103	52-145	
2-Hexanone	ug/L	100	107	107	57-139	
4-Methyl-2-pentanone (MIBK)	ug/L	100	99.3	99	71-131	
Acetone	ug/L	100	116	116	32-155	
Benzene	ug/L	20	20.8	104	80-120	
Bromodichloromethane	ug/L	20	20.2	101	80-120	
Bromoform	ug/L	20	20.0	100	73-124	
Bromomethane	ug/L	20	15.5	77	31-144	
Carbon disulfide	ug/L	20	23.4	117	65-125	
Carbon tetrachloride	ug/L	20	20.7	104	78-128	
Chlorobenzene	ug/L	20	20.4	102	80-120	
Chloroethane	ug/L	20	21.1	105	55-137	
Chloroform	ug/L	20	20.2	101	79-120	
Chloromethane	ug/L	20	20.5	102	22-138	
cis-1,2-Dichloroethene	ug/L	20	20.9	104	80-120	
cis-1,3-Dichloropropene	ug/L	20	19.1	96	80-120	
Dibromochloromethane	ug/L	20	19.6	98	80-120	
Ethylbenzene	ug/L	20	20.3	101	80-121	
Methylene chloride	ug/L	20	20.2	101	73-126	
Styrene	ug/L	20	22.3	111	80-120	
Tetrachloroethene	ug/L	20	21.4	107	80-121	
Toluene	ug/L	20	20.8	104	80-122	
trans-1,2-Dichloroethene	ug/L	20	19.4	97	79-121	
trans-1,3-Dichloropropene	ug/L	20	18.5	92	80-127	
Trichloroethene	ug/L	20	21.2	106	80-120	
Vinyl chloride	ug/L	20	19.6	98	59-120	
Xylene (Total)	ug/L	60	63.4	106	80-121	
1,2-Dichloroethane-d4 (S)	%			109	80-120	
4-Bromofluorobenzene (S)	%			98	80-120	
Toluene-d8 (S)	%			102	80-120	

Results presented on this page are in the units indicated by the "Units" column except where an alternate unit is presented to the right of the result.

REPORT OF LABORATORY ANALYSIS

This report shall not be reproduced, except in full,
without the written consent of Pace Analytical Services, Inc..

Pace Analytical Services, Inc.
9608 Loiret Blvd.
Lenexa, KS 66219
(913)599-5665

QUALITY CONTROL DATA

Project: FORT SMITH, AR
Pace Project No.: 60170255

QC Batch: MSV/62024 Analysis Method: EPA 5030B/8260
QC Batch Method: EPA 5030B/8260 Analysis Description: 8260 MSV Water 10 mL Purge
Associated Lab Samples: 60170255001, 60170255002, 60170255003, 60170255004, 60170255005, 60170255006, 60170255007, 60170255008

METHOD BLANK: 1387899 Matrix: Water
Associated Lab Samples: 60170255001, 60170255002, 60170255003, 60170255004, 60170255005, 60170255006, 60170255007, 60170255008

Parameter	Units	Blank Result	Reporting Limit	Analyzed	Qualifiers
1,1,1-Trichloroethane	ug/L	ND	5.0	06/03/14 12:56	
1,1,2,2-Tetrachloroethane	ug/L	ND	1.0	06/03/14 12:56	
1,1,2-Trichloroethane	ug/L	ND	5.0	06/03/14 12:56	
1,1-Dichloroethane	ug/L	ND	2.4	06/03/14 12:56	
1,1-Dichloroethene	ug/L	ND	5.0	06/03/14 12:56	
1,2-Dichloroethane	ug/L	ND	5.0	06/03/14 12:56	
1,2-Dichloropropane	ug/L	ND	5.0	06/03/14 12:56	
2-Butanone (MEK)	ug/L	ND	10.0	06/03/14 12:56	
2-Hexanone	ug/L	ND	10.0	06/03/14 12:56	
4-Methyl-2-pentanone (MIBK)	ug/L	ND	10.0	06/03/14 12:56	
Acetone	ug/L	7.4J	10.0	06/03/14 12:56	
Benzene	ug/L	ND	5.0	06/03/14 12:56	
Bromodichloromethane	ug/L	ND	5.0	06/03/14 12:56	
Bromoform	ug/L	ND	5.0	06/03/14 12:56	
Bromomethane	ug/L	ND	7.0	06/03/14 12:56	
Carbon disulfide	ug/L	ND	10.0	06/03/14 12:56	
Carbon tetrachloride	ug/L	ND	5.0	06/03/14 12:56	
Chlorobenzene	ug/L	ND	5.0	06/03/14 12:56	
Chloroethane	ug/L	ND	10.0	06/03/14 12:56	
Chloroform	ug/L	ND	5.0	06/03/14 12:56	
Chloromethane	ug/L	ND	10.0	06/03/14 12:56	
cis-1,2-Dichloroethene	ug/L	ND	5.0	06/03/14 12:56	
cis-1,3-Dichloropropene	ug/L	ND	1.0	06/03/14 12:56	
Dibromochloromethane	ug/L	ND	5.0	06/03/14 12:56	
Ethylbenzene	ug/L	ND	5.0	06/03/14 12:56	
Methylene chloride	ug/L	0.35J	5.0	06/03/14 12:56	
Styrene	ug/L	ND	5.0	06/03/14 12:56	
Tetrachloroethene	ug/L	ND	5.0	06/03/14 12:56	
Toluene	ug/L	0.34J	5.0	06/03/14 12:56	
trans-1,2-Dichloroethene	ug/L	ND	5.0	06/03/14 12:56	
trans-1,3-Dichloropropene	ug/L	ND	1.0	06/03/14 12:56	
Trichloroethene	ug/L	ND	5.0	06/03/14 12:56	
Vinyl chloride	ug/L	ND	2.0	06/03/14 12:56	
Xylene (Total)	ug/L	ND	5.0	06/03/14 12:56	
1,2-Dichloroethane-d4 (S)	%	98	80-120	06/03/14 12:56	
4-Bromofluorobenzene (S)	%	99	80-120	06/03/14 12:56	
Toluene-d8 (S)	%	97	80-120	06/03/14 12:56	

Results presented on this page are in the units indicated by the "Units" column except where an alternate unit is presented to the right of the result.

REPORT OF LABORATORY ANALYSIS

This report shall not be reproduced, except in full,
without the written consent of Pace Analytical Services, Inc..

Pace Analytical Services, Inc.
9608 Loiret Blvd.
Lenexa, KS 66219
(913)599-5665

QUALITY CONTROL DATA

Project: FORT SMITH, AR
Pace Project No.: 60170255

LABORATORY CONTROL SAMPLE: 1387900

Parameter	Units	Spike Conc.	LCS Result	LCS % Rec	% Rec Limits	Qualifiers
1,1,1-Trichloroethane	ug/L	20	18.1	91	80-121	
1,1,2,2-Tetrachloroethane	ug/L	20	20.0	100	73-124	
1,1,2-Trichloroethane	ug/L	20	21.1	105	80-120	
1,1-Dichloroethane	ug/L	20	19.0	95	77-120	
1,1-Dichloroethene	ug/L	20	18.3	91	78-126	
1,2-Dichloroethane	ug/L	20	18.4	92	77-123	
1,2-Dichloropropane	ug/L	20	18.5	93	80-121	
2-Butanone (MEK)	ug/L	100	94.2	94	52-145	
2-Hexanone	ug/L	100	101	101	57-139	
4-Methyl-2-pentanone (MIBK)	ug/L	100	93.9	94	71-131	
Acetone	ug/L	100	97.2	97	32-155	
Benzene	ug/L	20	18.8	94	80-120	
Bromodichloromethane	ug/L	20	19.0	95	80-120	
Bromoform	ug/L	20	16.5	83	73-124	
Bromomethane	ug/L	20	15.6	78	31-144	
Carbon disulfide	ug/L	20	14.2	71	65-125	
Carbon tetrachloride	ug/L	20	16.9	85	78-128	
Chlorobenzene	ug/L	20	19.4	97	80-120	
Chloroethane	ug/L	20	15.7	78	55-137	
Chloroform	ug/L	20	18.6	93	79-120	
Chloromethane	ug/L	20	6.6J	33	22-138	
cis-1,2-Dichloroethene	ug/L	20	19.6	98	80-120	
cis-1,3-Dichloropropene	ug/L	20	17.9	89	80-120	
Dibromochloromethane	ug/L	20	18.6	93	80-120	
Ethylbenzene	ug/L	20	18.7	93	80-121	
Methylene chloride	ug/L	20	17.7	88	73-126	
Styrene	ug/L	20	18.2	91	80-120	
Tetrachloroethene	ug/L	20	17.6	88	80-121	
Toluene	ug/L	20	18.4	92	80-122	
trans-1,2-Dichloroethene	ug/L	20	17.3	87	79-121	
trans-1,3-Dichloropropene	ug/L	20	18.8	94	80-127	
Trichloroethene	ug/L	20	18.2	91	80-120	
Vinyl chloride	ug/L	20	16.6	83	59-120	
Xylene (Total)	ug/L	60	56.0	93	80-121	
1,2-Dichloroethane-d4 (S)	%			100	80-120	
4-Bromofluorobenzene (S)	%			100	80-120	
Toluene-d8 (S)	%			99	80-120	

Results presented on this page are in the units indicated by the "Units" column except where an alternate unit is presented to the right of the result.

REPORT OF LABORATORY ANALYSIS

This report shall not be reproduced, except in full,
without the written consent of Pace Analytical Services, Inc..

Pace Analytical Services, Inc.
9608 Loiret Blvd.
Lenexa, KS 66219
(913)599-5665

QUALITY CONTROL DATA

Project: FORT SMITH, AR
Pace Project No.: 60170255

QC Batch: MSV/62038 Analysis Method: EPA 5030B/8260
QC Batch Method: EPA 5030B/8260 Analysis Description: 8260 MSV Water 10 mL Purge
Associated Lab Samples: 60170255004, 60170255005

METHOD BLANK: 1388465 Matrix: Water
Associated Lab Samples: 60170255004, 60170255005

Parameter	Units	Blank Result	Reporting Limit	Analyzed	Qualifiers
Trichloroethene	ug/L	0.63J	5.0	06/04/14 09:30	
1,2-Dichloroethane-d4 (S)	%	102	80-120	06/04/14 09:30	
4-Bromofluorobenzene (S)	%	99	80-120	06/04/14 09:30	
Toluene-d8 (S)	%	100	80-120	06/04/14 09:30	

LABORATORY CONTROL SAMPLE: 1388466

Parameter	Units	Spike Conc.	LCS Result	LCS % Rec	% Rec Limits	Qualifiers
Trichloroethene	ug/L	20	19.4	97	80-120	
1,2-Dichloroethane-d4 (S)	%			103	80-120	
4-Bromofluorobenzene (S)	%			96	80-120	
Toluene-d8 (S)	%			101	80-120	

Results presented on this page are in the units indicated by the "Units" column except where an alternate unit is presented to the right of the result.

REPORT OF LABORATORY ANALYSIS

This report shall not be reproduced, except in full,
without the written consent of Pace Analytical Services, Inc..

Pace Analytical Services, Inc.
9608 Loiret Blvd.
Lenexa, KS 66219
(913)599-5665

QUALIFIERS

Project: FORT SMITH, AR
Pace Project No.: 60170255

DEFINITIONS

DF - Dilution Factor, if reported, represents the factor applied to the reported data due to changes in sample preparation, dilution of the sample aliquot, or moisture content.

ND - Not Detected at or above adjusted reporting limit.

J - Estimated concentration above the adjusted method detection limit and below the adjusted reporting limit.

MDL - Adjusted Method Detection Limit.

PRL - Pace Reporting Limit.

RL - Reporting Limit.

S - Surrogate

1,2-Diphenylhydrazine (8270 listed analyte) decomposes to Azobenzene.

Consistent with EPA guidelines, unrounded data are displayed and have been used to calculate % recovery and RPD values.

LCS(D) - Laboratory Control Sample (Duplicate)

MS(D) - Matrix Spike (Duplicate)

DUP - Sample Duplicate

RPD - Relative Percent Difference

NC - Not Calculable.

SG - Silica Gel - Clean-Up

U - Indicates the compound was analyzed for, but not detected.

N-Nitrosodiphenylamine decomposes and cannot be separated from Diphenylamine using Method 8270. The result reported for each analyte is a combined concentration.

Pace Analytical is TNI accredited. Contact your Pace PM for the current list of accredited analytes.

TNI - The NELAC Institute.

BATCH QUALIFIERS

Batch: MSV/61982

[M5] A matrix spike/matrix spike duplicate was not performed for this batch due to insufficient sample volume.

Batch: MSV/62024

[M5] A matrix spike/matrix spike duplicate was not performed for this batch due to insufficient sample volume.

ANALYTE QUALIFIERS

B	Analyte was detected in the associated method blank.
IU	The internal standard recoveries associated with this sample exceed the upper control limit. The reported results should be considered estimated values.
S1	Surrogate recovery outside laboratory control limits (confirmed by re-analysis).
pH	Post-analysis pH measurement indicates insufficient VOA sample preservation.

This report shall not be reproduced, except in full,
without the written consent of Pace Analytical Services, Inc..

Pace Analytical Services, Inc.
9608 Loiret Blvd.
Lenexa, KS 66219
(913)599-5665

QUALITY CONTROL DATA CROSS REFERENCE TABLE

Project: FORT SMITH, AR
Pace Project No.: 60170255

Lab ID	Sample ID	QC Batch Method	QC Batch	Analytical Method	Analytical Batch
60170255001	**MW-81-201405**	EPA 5030B/8260	MSV/62024		
60170255002	**IW-128-201405**	EPA 5030B/8260	MSV/61982		
60170255002	**IW-128-201405**	EPA 5030B/8260	MSV/62024		
60170255003	**IW-127-201405**	EPA 5030B/8260	MSV/62024		
60170255004	**IW-129-201405**	EPA 5030B/8260	MSV/62024		
60170255004	**IW-129-201405**	EPA 5030B/8260	MSV/62038		
60170255005	**IW-125-201405**	EPA 5030B/8260	MSV/62024		
60170255005	**IW-125-201405**	EPA 5030B/8260	MSV/62038		
60170255006	**IW-126-201405**	EPA 5030B/8260	MSV/61982		
60170255006	**IW-126-201405**	EPA 5030B/8260	MSV/62024		
60170255007	**MW-85-201405**	EPA 5030B/8260	MSV/61982		
60170255007	**MW-85-201405**	EPA 5030B/8260	MSV/62024		
60170255008	**MW-86-201405**	EPA 5030B/8260	MSV/62024		
60170255009	**TRIPBLANK 02-201405**	EPA 5030B/8260	MSV/61982		

This report shall not be reproduced, except in full,
without the written consent of Pace Analytical Services, Inc..

Pace Analytical
www.pacelabs.com

Sample Condition Upon Receipt

WO#: 60170255

60170255

Client Name: Environ

Optional
Proj Due Date:
Proj Name:

Courier: Fed Ex ☒ UPS ☐ USPS ☐ Client ☐ Commercial ☐ Pace ☐ Other ☐

Tracking #: 8043 0653 0052 Pace Shipping Label Used? Yes ☒ No ☐

Custody Seal on Cooler/Box Present: Yes ☒ No ☐ Seals intact: Yes ☒ No ☐

Packing Material: Bubble Wrap ☒ Bubble Bags ☐ Foam ☐ None ☐ Other ☐

Thermometer Used: T-239 / T-194 **Type of Ice:** (Wet) Blue None ☐ Samples received on ice, cooling process has begun.
(circle one)

Cooler Temperature: 4.0

Temperature should be above freezing to 6°C

Date and initials of person examining contents: JMS 5/30/14 1045

Chain of Custody present:	☑Yes ☐No ☐N/A	1.
Chain of Custody filled out:	☑Yes ☐No ☐N/A	2.
Chain of Custody relinquished:	☑Yes ☐No ☐N/A	3.
Sampler name & signature on COC:	☑Yes ☐No ☐N/A	4.
Samples arrived within holding time:	☑Yes ☐No ☐N/A	5.
Short Hold Time analyses (<72hr):	☐Yes ☑No ☐N/A	6.
Rush Turn Around Time requested:	☑Yes ☑No ☐N/A	7. 3 day
Sufficient volume:	☑Yes ☐No ☐N/A	8.
Correct containers used:	☑Yes ☐No ☐N/A	
Pace containers used:	☑Yes ☐No ☐N/A	9.
Containers intact:	☑Yes ☐No ☐N/A	10.
Unpreserved 5035A soils frozen w/in 48hrs?	☐Yes ☐No ☑N/A	11.
Filtered volume received for dissolved tests?	☐Yes ☐No ☑N/A	12.
Sample labels match COC:	☑Yes ☐No ☐N/A	
Includes date/time/ID/analyses Matrix: water		13.
All containers needing preservation have been checked.	☐Yes ☐No ☑N/A	
All containers needing preservation are found to be in compliance with EPA recommendation.	☐Yes ☐No ☑N/A	14.
Exceptions: VOA, coliform, TOC, O&G, WI-DRO (water), Phenolics	☑Yes ☐No	Initial when completed N/A / Lot # of added preservative
Trip Blank present:	☑Yes ☐No ☐N/A	
Pace Trip Blank lot # (if purchased): 3174-3		15.
Headspace in VOA vials (>6mm):	☐Yes ☑No ☐N/A	16.
Project sampled in USDA Regulated Area:	☐Yes ☐No ☑N/A	17. List State:

Client Notification/ Resolution: Copy COC to Client? Y / N Field Data Required? Y / N

Person Contacted: _____ Date/Time: _____

Comments/ Resolution: _____

Project Manager Review: mw Date: 5/30/14

Pace Analytical
www.pacelabs.com

CHAIN-OF-CUSTODY / Analytical Request Document

The Chain-of-Custody is a LEGAL DOCUMENT. All relevant fields must be completed accurately.

Page: 1 of 1

Section A Required Client Information:		Section B Required Project Information:		Section C Invoice Information:	
Company:	Environ	Report To:	Wendy Stonestreet	Attention:	Tamara Gleason
Address:	7500 College Blvd., Ste. 925	Copy To:	Tamara Gleason	Company Name:	ENVIRON
	Overland Park, KS 66210		tgleason@environcorp.com	Address:	
Email To:	wstonestreet@environcorp.com	Purchase Order No.:		Pace Quote Reference:	
Phone:	913-553-5926 Fax:	Project Name:	Fort Smith, AR	Pace Project Manager:	MJ Walls
Requested Due Date/TAT:	3-Day TAT	Project Number:	3433233A ("Task 12")	Pace Profile #:	7444, line 1

REGULATORY AGENCY

☐ NPDES ☐ GROUND WATER ☐ DRINKING WATER
☐ UST ☐ RCRA ☐ OTHER _____

Site Location STATE: AR

Requested Analysis Filtered (Y/N)

ITEM #	Section D Required Client Information — SAMPLE ID (A-Z, 0-9 / ,-) Sample IDs MUST BE UNIQUE	Valid Matrix Codes: MATRIX / CODE	MATRIX CODE (see valid codes to left)	SAMPLE TYPE (G=GRAB C=COMP)	COLLECTED: COMPOSITE START DATE	COMPOSITE START TIME	COMPOSITE END/GRAB DATE	COMPOSITE END/GRAB TIME	SAMPLE TEMP AT COLLECTION	# OF CONTAINERS	Preservatives: Unpreserved	H_2SO_4	HNO_3	HCl	NaOH	$Na_2S_2O_3$	Methanol	Other	Analysis Test Y/N	8260 client specific list	Residual Chlorine (Y/N)	Pace Project No./ Lab I.D.
1	MW-81-201405	DRINKING WATER DW; WATER WT; WASTE WATER WW; PRODUCT P; SOIL/SOLID SL; OIL OL; WIPE WP; AIR AR; OTHER OT; TISSUE TS					5/29/14	0905		3				X						X		60170255 01
2	IW-128-201405							1055		1												02
3	IW-127-201405							1200														03
4	IW-129-201405							1320														04
5	IW-125-201405							1405														05
6	IW-126-201405							1535														06
7	MW-85-201405							1640														07
8	MW-86-201405						↓	1735		↓												08
9	TripBlankH02-201405									2				↓						↓		2(DGM) 09
10																						
11																						
12																						

ADDITIONAL COMMENTS	RELINQUISHED BY / AFFILIATION	DATE	TIME	ACCEPTED BY / AFFILIATION	DATE	TIME	SAMPLE CONDITIONS: Temp in °C	Received on Ice (Y/N)	Custody Sealed Cooler (Y/N)	Samples Intact (Y/N)
3-Day TAT	/ENVIRON	5/29/14	1830	/	5/30/14	845	4.0	Y	Y	Y

SAMPLER NAME AND SIGNATURE

PRINT Name of SAMPLER: Nick Turmeller

SIGNATURE of SAMPLER: _____ DATE Signed (MM/DD/YY): 5/29/14

*Important Note: By signing this form you are accepting Pace's NET 30 day payment terms and agreeing to late charges of 1.5% per month for any invoices not paid within 30 days.

Persulfate Concentrations (mg/L)
IW-128: 1.4
IW-127: 2,100
IW-129: 14,000
IW-125: 10,500
IW-126: 700

F-ALL-Q-020rev.07, 15-Feb-2007

Appendix D
Data Logger Readings

IW-107
TROLL 9500 Water Quality Instrument - ISCO Monitoring Data Summary
March 2014
Whirlpool Corporation
Fort Smith, Arkansas

Well	Time - Elapsed (Days)	Time - Elapsed (Hours)	Time - Elapsed (Minutes)	Time - Time Stamp	Level/Depth TOC (ft)	Barometric (in Hg)	Battery (volts)	ORP (V)	pH	RDO (mg/L)	RDO (%Saturation)	Conductivity (µS Actual)
IW-107	0	0	0	3/24/2014 15:15	11.761	29.62	3.529	0.25	5.54	0.56	6.5	1143
IW-107	0.01	0.25	15	3/24/2014 15:30	11.757	29.61	3.529	0.26	5.53	0.58	6.7	1147
IW-107	0.02	0.5	30	3/24/2014 15:45	11.728	29.61	3.558	0.26	5.53	0.57	6.6	1149
IW-107	0.03	0.75	45	3/24/2014 16:00	11.729	29.61	3.558	0.26	5.53	0.55	6.4	1151
IW-107	0.04	1	60	3/24/2014 16:15	11.714	29.61	3.5	0.27	5.54	0.54	6.2	1152
IW-107	0.05	1.25	75	3/24/2014 16:30	11.85	29.6	3.5	0.27	5.54	0.53	6.1	1142
IW-107	0.06	1.5	90	3/24/2014 16:45	11.699	29.6	3.529	0.27	5.56	0.49	5.7	1136
IW-107	0.07	1.75	105	3/24/2014 17:00	11.685	29.6	3.529	0.27	5.57	0.46	5.4	1133
IW-107	0.08	2	120	3/24/2014 17:15	11.676	29.6	3.529	0.27	5.6	0.44	5.1	1138
IW-107	0.09	2.25	135	3/24/2014 17:30	11.666	29.6	3.529	0.26	5.64	0.43	5	1126
IW-107	0.1	2.5	150	3/24/2014 17:45	11.659	29.6	3.529	0.26	5.66	0.4	4.7	1089
IW-107	0.11	2.75	165	3/24/2014 18:00	11.65	29.6	3.5	0.26	5.67	0.37	4.3	1077
IW-107	0.13	3	180	3/24/2014 18:15	11.654	29.6	3.529	0.26	5.67	0.34	3.9	1061
IW-107	0.14	3.25	195	3/24/2014 18:30	11.701	29.61	3.529	0.27	5.66	0.31	3.7	1042
IW-107	0.15	3.5	210	3/24/2014 18:45	11.705	29.6	3.529	0.27	5.64	0.27	3.2	1042
IW-107	0.16	3.75	225	3/24/2014 19:00	11.719	29.61	3.529	0.27	5.61	0.26	3	1043
IW-107	0.17	4	240	3/24/2014 19:15	11.724	29.61	3.5	0.27	5.59	0.23	2.6	1045
IW-107	0.18	4.25	255	3/24/2014 19:30	11.732	29.61	3.5	0.28	5.57	0.2	2.3	1047
IW-107	0.19	4.5	270	3/24/2014 19:45	11.744	29.62	3.529	0.28	5.58	0.16	1.9	1045
IW-107	0.2	4.75	285	3/24/2014 20:00	11.751	29.62	3.5	0.28	5.61	0.14	1.6	1045
IW-107	0.21	5	300	3/24/2014 20:15	11.758	29.63	3.5	0.28	5.59	0.1	1.1	1044
IW-107	0.22	5.25	315	3/24/2014 20:30	11.769	29.64	3.529	0.28	5.58	0.07	0.9	1041
IW-107	0.23	5.5	330	3/24/2014 20:45	11.784	29.65	3.529	0.28	5.59	0.05	0.6	1039
IW-107	0.24	5.75	345	3/24/2014 21:00	11.803	29.67	3.5	0.28	5.59	0.03	0.3	1038
IW-107	0.25	6	360	3/24/2014 21:15	11.819	29.68	3.529	0.28	5.6	0.01	0.1	1038
IW-107	0.26	6.25	375	3/24/2014 21:30	11.834	29.69	3.529	0.28	5.59	-0.02	-0.2	1039
IW-107	0.27	6.5	390	3/24/2014 21:45	11.843	29.7	3.529	0.28	5.6	-0.02	-0.2	1038
IW-107	0.28	6.75	405	3/24/2014 22:00	11.85	29.71	3.529	0.28	5.62	-0.02	-0.2	1040
IW-107	0.29	7	420	3/24/2014 22:15	11.861	29.72	3.47	0.28	5.62	-0.02	-0.3	1039
IW-107	0.3	7.25	435	3/24/2014 22:30	11.868	29.72	3.5	0.28	5.62	-0.02	-0.3	1039
IW-107	0.31	7.5	450	3/24/2014 22:45	11.875	29.73	3.5	0.28	5.63	-0.02	-0.3	1041
IW-107	0.32	7.75	465	3/24/2014 23:00	11.884	29.74	3.5	0.28	5.63	-0.02	-0.3	1042
IW-107	0.33	8	480	3/24/2014 23:15	11.89	29.74	3.47	0.28	5.62	-0.02	-0.3	1045
IW-107	0.34	8.25	495	3/24/2014 23:30	11.896	29.75	3.47	0.28	5.6	-0.02	-0.3	1050
IW-107	0.35	8.5	510	3/24/2014 23:45	11.891	29.74	3.47	0.28	5.59	-0.02	-0.3	1051
IW-107	0.36	8.75	525	3/25/2014	11.891	29.74	3.5	0.28	5.58	-0.02	-0.3	1055
IW-107	0.38	9	540	3/25/2014 0:15	11.898	29.75	3.5	0.28	5.59	-0.02	-0.3	1058
IW-107	0.39	9.25	555	3/25/2014 0:30	11.908	29.76	3.47	0.28	5.6	-0.02	-0.3	1060
IW-107	0.4	9.5	570	3/25/2014 0:45	11.916	29.77	3.47	0.28	5.59	-0.02	-0.3	1060

IW-107
TROLL 9500 Water Quality Instrument - ISCO Monitoring Data Summary
March 2014
Whirlpool Corporation
Fort Smith, Arkansas

Well	Time - Elapsed (Days)	Time - Elapsed (Hours)	Time - Elapsed (Minutes)	Time - Time Stamp	Level/Depth TOC (ft)	Barometric (in Hg)	Battery (volts)	ORP (V)	pH	RDO (mg/L)	RDO (%Saturation)	Conductivity (µS Actual)
IW-107	0.41	9.75	585	3/25/2014 1:00	11.917	29.77	3.47	0.29	5.59	-0.02	-0.3	1063
IW-107	0.42	10	600	3/25/2014 1:15	11.915	29.76	3.5	0.29	5.58	-0.02	-0.3	1064
IW-107	0.43	10.25	615	3/25/2014 1:30	11.919	29.77	3.5	0.29	5.57	-0.02	-0.3	1066
IW-107	0.44	10.5	630	3/25/2014 1:45	11.916	29.77	3.5	0.29	5.57	-0.02	-0.3	1068
IW-107	0.45	10.75	645	3/25/2014 2:00	11.914	29.76	3.47	0.29	5.57	-0.02	-0.3	1068
IW-107	0.46	11	660	3/25/2014 2:15	11.914	29.76	3.5	0.29	5.57	-0.02	-0.3	1069
IW-107	0.47	11.25	675	3/25/2014 2:30	11.91	29.76	3.441	0.29	5.56	-0.02	-0.3	1070
IW-107	0.48	11.5	690	3/25/2014 2:45	11.91	29.76	3.5	0.29	5.56	-0.02	-0.3	1070
IW-107	0.49	11.75	705	3/25/2014 3:00	11.924	29.77	3.5	0.29	5.56	-0.02	-0.3	1071
IW-107	0.5	12	720	3/25/2014 3:15	11.921	29.77	3.5	0.29	5.56	-0.02	-0.3	1072
IW-107	0.51	12.25	735	3/25/2014 3:30	11.907	29.76	3.5	0.29	5.56	-0.02	-0.3	1073
IW-107	0.52	12.5	750	3/25/2014 3:45	11.901	29.75	3.5	0.29	5.56	-0.02	-0.3	1073
IW-107	0.53	12.75	765	3/25/2014 4:00	11.906	29.76	3.47	0.29	5.56	-0.02	-0.3	1074
IW-107	0.54	13	780	3/25/2014 4:15	11.908	29.76	3.47	0.29	5.56	-0.02	-0.3	1074
IW-107	0.55	13.25	795	3/25/2014 4:30	11.92	29.77	3.47	0.29	5.56	-0.02	-0.3	1074
IW-107	0.56	13.5	810	3/25/2014 4:45	11.923	29.77	3.47	0.29	5.56	-0.02	-0.3	1074
IW-107	0.57	13.75	825	3/25/2014 5:00	11.934	29.78	3.5	0.29	5.56	-0.02	-0.3	1075
IW-107	0.58	14	840	3/25/2014 5:15	11.956	29.8	3.5	0.29	5.56	-0.02	-0.3	1075
IW-107	0.59	14.25	855	3/25/2014 5:30	11.97	29.82	3.441	0.29	5.56	-0.02	-0.3	1075
IW-107	0.6	14.5	870	3/25/2014 5:45	11.975	29.82	3.5	0.29	5.56	-0.02	-0.3	1075
IW-107	0.61	14.75	885	3/25/2014 6:00	11.984	29.83	3.441	0.29	5.56	-0.02	-0.3	1075
IW-107	0.63	15	900	3/25/2014 6:15	11.985	29.83	3.441	0.29	5.56	-0.02	-0.3	1076
IW-107	0.64	15.25	915	3/25/2014 6:30	11.993	29.84	3.47	0.29	5.56	-0.02	-0.3	1076
IW-107	0.65	15.5	930	3/25/2014 6:45	11.992	29.84	3.441	0.29	5.56	-0.02	-0.3	1076
IW-107	0.66	15.75	945	3/25/2014 7:00	12.008	29.85	3.47	0.29	5.56	-0.02	-0.3	1076
IW-107	0.67	16	960	3/25/2014 7:15	12.018	29.86	3.47	0.29	5.56	-0.02	-0.3	1077
IW-107	0.68	16.25	975	3/25/2014 7:30	12.024	29.86	3.47	0.29	5.56	-0.02	-0.3	1077
IW-107	0.69	16.5	990	3/25/2014 7:45	12.026	29.87	3.441	0.29	5.58	-0.02	-0.3	1075
IW-107	0.7	16.75	1005	3/25/2014 8:00	12.037	29.88	3.441	0.29	5.6	-0.02	-0.3	1077
IW-107	0.71	17	1020	3/25/2014 8:15	12.042	29.88	3.441	0.28	5.59	-0.02	-0.3	1075
IW-107	0.72	17.25	1035	3/25/2014 8:30	12.054	29.89	3.47	0.29	5.6	-0.02	-0.3	1076
IW-107	0.73	17.5	1050	3/25/2014 8:45	12.059	29.9	3.441	0.29	5.59	-0.02	-0.3	1081
IW-107	0.74	17.75	1065	3/25/2014 9:00	12.058	29.9	3.47	0.29	5.58	-0.02	-0.3	1084
IW-107	0.75	18	1080	3/25/2014 9:15	12.066	29.9	3.441	0.29	5.58	-0.02	-0.3	1085
IW-107	0.76	18.25	1095	3/25/2014 9:30	12.058	29.91	3.441	0.29	5.58	-0.02	-0.3	1088
IW-107	0.77	18.5	1110	3/25/2014 9:45	12.03	29.91	3.47	0.29	5.58	-0.02	-0.3	1088
IW-107	0.78	18.75	1125	3/25/2014 10:00	12.012	29.91	3.47	0.29	5.58	-0.02	-0.3	1080
IW-107	0.79	19	1140	3/25/2014 10:15	12.006	29.92	3.441	0.26	5.67	-0.02	-0.3	1083
IW-107	0.8	19.25	1155	3/25/2014 10:30	11.997	29.92	3.47	0.24	5.69	-0.02	-0.3	1072

IW-107
TROLL 9500 Water Quality Instrument - ISCO Monitoring Data Summary
March 2014
Whirlpool Corporation
Fort Smith, Arkansas

Well	Time - Elapsed (Days)	Time - Elapsed (Hours)	Time - Elapsed (Minutes)	Time - Time Stamp	Level/Depth TOC (ft)	Barometric (in Hg)	Battery (volts)	ORP (V)	pH	RDO (mg/L)	RDO (%Saturation)	Conductivity (µS Actual)
IW-107	0.81	19.5	1170	3/25/2014 10:45	11.997	29.93	3.441	0.25	5.66	-0.02	-0.3	1018
IW-107	0.82	19.75	1185	3/25/2014 11:00	11.991	29.93	3.47	0.28	5.59	-0.02	-0.3	1003
IW-107	0.83	20	1200	3/25/2014 11:15	11.983	29.93	3.441	0.28	5.63	-0.02	-0.3	993.1
IW-107	0.84	20.25	1215	3/25/2014 11:30	11.971	29.93	3.441	0.27	5.65	-0.02	-0.3	994.6
IW-107	0.85	20.5	1230	3/25/2014 11:45	11.949	29.92	3.47	0.24	5.65	-0.02	-0.3	990.4
IW-107	0.86	20.75	1245	3/25/2014 12:00	11.94	29.92	3.47	0.23	5.64	-0.02	-0.3	981.7
IW-107	0.88	21	1260	3/25/2014 12:15	11.933	29.92	3.47	0.22	5.63	-0.02	-0.3	974.9
IW-107	0.89	21.25	1275	3/25/2014 12:30	11.957	29.92	3.441	0.22	5.62	-0.02	-0.3	970.9
IW-107	0.9	21.5	1290	3/25/2014 12:45	11.981	29.91	3.411	0.23	5.61	-0.02	-0.3	957.1
IW-107	0.91	21.75	1305	3/25/2014 13:00	11.989	29.9	3.441	0.28	5.54	-0.02	-0.3	954.1
IW-107	0.92	22	1320	3/25/2014 13:15	11.987	29.89	3.47	0.29	5.5	-0.02	-0.3	962.6
IW-107	0.93	22.25	1335	3/25/2014 13:30	11.984	29.89	3.441	0.3	5.48	-0.02	-0.3	969.5
IW-107	0.94	22.5	1350	3/25/2014 13:45	11.981	29.88	3.411	0.3	5.47	-0.02	-0.3	971.2
IW-107	0.95	22.75	1365	3/25/2014 14:00	11.932	29.87	3.441	0.3	5.46	-0.02	-0.3	974.6
IW-107	0.96	23	1380	3/25/2014 14:15	11.887	29.86	3.47	0.3	5.48	-0.02	-0.3	969.5
IW-107	0.97	23.25	1395	3/25/2014 14:30	11.862	29.86	3.47	0.3	5.48	-0.02	-0.3	974.6
IW-107	0.98	23.5	1410	3/25/2014 14:45	11.839	29.85	3.441	0.27	5.59	-0.02	-0.3	971.2
IW-107	0.99	23.75	1425	3/25/2014 15:00	11.828	29.84	3.411	0.26	5.62	-0.02	-0.3	953.8
IW-107	1	24	1440	3/25/2014 15:15	11.816	29.84	3.441	0.27	5.5	-0.02	-0.3	933.6
IW-107	1.01	24.25	1455	3/25/2014 15:30	11.803	29.83	3.411	0.3	5.48	-0.02	-0.3	929.7
IW-107	1.02	24.5	1470	3/25/2014 15:45	11.786	29.82	3.441	0.3	5.5	-0.02	-0.3	929.4
IW-107	1.03	24.75	1485	3/25/2014 16:00	11.776	29.82	3.411	0.29	5.54	-0.02	-0.3	927.9
IW-107	1.04	25	1500	3/25/2014 16:15	11.769	29.82	3.441	0.29	5.56	-0.02	-0.3	928.4
IW-107	1.05	25.25	1515	3/25/2014 16:30	11.821	29.82	3.411	0.27	5.61	-0.02	-0.3	927.9
IW-107	1.06	25.5	1530	3/25/2014 16:45	11.832	29.81	3.411	0.27	5.64	-0.02	-0.3	923
IW-107	1.07	25.75	1545	3/25/2014 17:00	11.842	29.81	3.411	0.25	5.68	-0.02	-0.3	936.7
IW-107	1.08	26	1560	3/25/2014 17:15	11.85	29.8	3.411	0.25	5.65	-0.02	-0.3	948.9
IW-107	1.09	26.25	1575	3/25/2014 17:30	11.852	29.8	3.411	0.27	5.61	-0.02	-0.3	954.9
IW-107	1.1	26.5	1590	3/25/2014 17:45	11.855	29.79	3.411	0.3	5.43	-0.02	-0.3	955.1
IW-107	1.11	26.75	1605	3/25/2014 18:00	11.857	29.79	3.411	0.31	5.41	-0.02	-0.3	975.7
IW-107	1.13	27	1620	3/25/2014 18:15	11.857	29.79	3.411	0.31	5.39	-0.02	-0.3	983.5
IW-107	1.14	27.25	1635	3/25/2014 18:30	11.859	29.79	3.411	0.32	5.39	-0.02	-0.3	987.8
IW-107	1.15	27.5	1650	3/25/2014 18:45	11.863	29.79	3.411	0.32	5.38	-0.02	-0.3	990.1
IW-107	1.16	27.75	1665	3/25/2014 19:00	11.863	29.79	3.382	0.32	5.38	-0.02	-0.3	991.9
IW-107	1.17	28	1680	3/25/2014 19:15	11.855	29.78	3.411	0.32	5.37	-0.02	-0.3	989.3
IW-107	1.18	28.25	1695	3/25/2014 19:30	11.858	29.78	3.411	0.32	5.37	-0.02	-0.3	995.1
IW-107	1.19	28.5	1710	3/25/2014 19:45	11.858	29.78	3.411	0.32	5.37	-0.02	-0.3	994
IW-107	1.2	28.75	1725	3/25/2014 20:00	11.859	29.78	3.411	0.32	5.38	-0.02	-0.3	993.4
IW-107	1.21	29	1740	3/25/2014 20:15	11.861	29.78	3.441	0.32	5.38	-0.02	-0.3	993.1

IW-107
TROLL 9500 Water Quality Instrument - ISCO Monitoring Data Summary
March 2014
Whirlpool Corporation
Fort Smith, Arkansas

Well	Time - Elapsed (Days)	Time - Elapsed (Hours)	Time - Elapsed (Minutes)	Time - Time Stamp	Level/Depth TOC (ft)	Barometric (in Hg)	Battery (volts)	ORP (V)	pH	RDO (mg/L)	RDO (%Saturation)	Conductivity (µS Actual)
IW-107	1.22	29.25	1755	3/25/2014 20:30	11.864	29.78	3.411	0.31	5.39	-0.02	-0.3	991.9
IW-107	1.23	29.5	1770	3/25/2014 20:45	11.865	29.78	3.411	0.31	5.39	-0.02	-0.3	989.6
IW-107	1.24	29.75	1785	3/25/2014 21:00	11.875	29.79	3.441	0.31	5.39	-0.02	-0.3	987.2
IW-107	1.25	30	1800	3/25/2014 21:15	11.883	29.8	3.411	0.31	5.37	-0.03	-0.3	990.4
IW-107	1.26	30.25	1815	3/25/2014 21:30	11.89	29.8	3.411	0.31	5.39	-0.02	-0.3	986.1
IW-107	1.27	30.5	1830	3/25/2014 21:45	11.891	29.8	3.441	0.31	5.38	-0.02	-0.3	985.8
IW-107	1.28	30.75	1845	3/25/2014 22:00	11.897	29.81	3.441	0.31	5.39	-0.02	-0.3	983.5
IW-107	1.29	31	1860	3/25/2014 22:15	11.9	29.81	3.411	0.31	5.38	-0.02	-0.3	987.5
IW-107	1.3	31.25	1875	3/25/2014 22:30	11.907	29.82	3.382	0.31	5.38	-0.02	-0.3	984.6
IW-107	1.31	31.5	1890	3/25/2014 22:45	11.904	29.81	3.441	0.31	5.39	-0.02	-0.3	986.9
IW-107	1.32	31.75	1905	3/25/2014 23:00	11.9	29.81	3.441	0.31	5.39	-0.02	-0.3	987.2
IW-107	1.33	32	1920	3/25/2014 23:15	11.9	29.81	3.441	0.31	5.39	-0.02	-0.3	983.2
IW-107	1.34	32.25	1935	3/25/2014 23:30	11.896	29.8	3.382	0.31	5.4	-0.02	-0.3	982.6
IW-107	1.35	32.5	1950	3/25/2014 23:45	11.896	29.8	3.382	0.31	5.4	-0.02	-0.3	982.3
IW-107	1.36	32.75	1965	3/26/2014	11.896	29.8	3.411	0.31	5.4	-0.02	-0.3	981.4
IW-107	1.38	33	1980	3/26/2014 0:15	11.894	29.8	3.382	0.31	5.4	-0.02	-0.3	980.3
IW-107	1.39	33.25	1995	3/26/2014 0:30	11.886	29.79	3.441	0.31	5.4	-0.02	-0.3	978.9
IW-107	1.4	33.5	2010	3/26/2014 0:45	11.881	29.79	3.382	0.31	5.4	-0.02	-0.3	977.4
IW-107	1.41	33.75	2025	3/26/2014 1:00	11.882	29.79	3.382	0.31	5.41	-0.02	-0.3	975.4
IW-107	1.42	34	2040	3/26/2014 1:15	11.883	29.79	3.411	0.31	5.41	-0.02	-0.3	972.6
IW-107	1.43	34.25	2055	3/26/2014 1:30	11.884	29.79	3.411	0.31	5.41	-0.02	-0.3	971.2
IW-107	1.44	34.5	2070	3/26/2014 1:45	11.882	29.79	3.411	0.31	5.41	-0.02	-0.3	971.2
IW-107	1.45	34.75	2085	3/26/2014 2:00	11.884	29.79	3.411	0.31	5.42	-0.02	-0.3	971.8
IW-107	1.46	35	2100	3/26/2014 2:15	11.882	29.79	3.382	0.31	5.42	-0.02	-0.3	970.1
IW-107	1.47	35.25	2115	3/26/2014 2:30	11.872	29.78	3.411	0.31	5.42	-0.02	-0.3	970.6
IW-107	1.48	35.5	2130	3/26/2014 2:45	11.865	29.77	3.411	0.31	5.42	-0.02	-0.3	969.5
IW-107	1.49	35.75	2145	3/26/2014 3:00	11.86	29.77	3.382	0.31	5.43	-0.02	-0.3	967.8
IW-107	1.5	36	2160	3/26/2014 3:15	11.856	29.76	3.382	0.31	5.43	-0.02	-0.3	965.6
IW-107	1.51	36.25	2175	3/26/2014 3:30	11.849	29.76	3.411	0.31	5.44	-0.02	-0.3	965.6
IW-107	1.52	36.5	2190	3/26/2014 3:45	11.855	29.76	3.411	0.31	5.44	-0.02	-0.3	965.9
IW-107	1.53	36.75	2205	3/26/2014 4:00	11.858	29.76	3.411	0.31	5.44	-0.02	-0.3	964.5
IW-107	1.54	37	2220	3/26/2014 4:15	11.853	29.76	3.382	0.31	5.45	-0.02	-0.3	966.2
IW-107	1.55	37.25	2235	3/26/2014 4:30	11.847	29.75	3.382	0.31	5.45	-0.02	-0.3	961.7
IW-107	1.56	37.5	2250	3/26/2014 4:45	11.846	29.75	3.382	0.31	5.45	-0.02	-0.3	965
IW-107	1.57	37.75	2265	3/26/2014 5:00	11.849	29.76	3.382	0.31	5.45	-0.02	-0.3	962.8
IW-107	1.58	38	2280	3/26/2014 5:15	11.851	29.76	3.352	0.31	5.45	-0.02	-0.3	962
IW-107	1.59	38.25	2295	3/26/2014 5:30	11.843	29.75	3.382	0.31	5.45	-0.02	-0.3	962.3
IW-107	1.6	38.5	2310	3/26/2014 5:45	11.847	29.75	3.382	0.31	5.46	-0.02	-0.3	959.8
IW-107	1.61	38.75	2325	3/26/2014 6:00	11.849	29.75	3.411	0.31	5.46	-0.02	-0.3	961.4

IW-107
TROLL 9500 Water Quality Instrument - ISCO Monitoring Data Summary
March 2014
Whirlpool Corporation
Fort Smith, Arkansas

Well	Time - Elapsed (Days)	Time - Elapsed (Hours)	Time - Elapsed (Minutes)	Time - Time Stamp	Level/Depth TOC (ft)	Barometric (in Hg)	Battery (volts)	ORP (V)	pH	RDO (mg/L)	RDO (%Saturation)	Conductivity (µS Actual)
IW-107	1.63	39	2340	3/26/2014 6:15	11.853	29.76	3.411	0.31	5.46	-0.02	-0.3	960.3
IW-107	1.64	39.25	2355	3/26/2014 6:30	11.858	29.76	3.382	0.31	5.46	-0.02	-0.3	960.6
IW-107	1.65	39.5	2370	3/26/2014 6:45	11.864	29.77	3.382	0.31	5.47	-0.02	-0.3	965.9
IW-107	1.66	39.75	2385	3/26/2014 7:00	11.875	29.78	3.382	0.31	5.47	-0.02	-0.3	962.3
IW-107	1.67	40	2400	3/26/2014 7:15	11.876	29.78	3.382	0.31	5.47	-0.02	-0.3	960.9
IW-107	1.68	40.25	2415	3/26/2014 7:30	11.874	29.78	3.382	0.31	5.47	-0.03	-0.3	960.6

IW-109
TROLL 9500 Water Quality Instrument - ISCO Monitoring Data Summary
March 2014
Whirlpool Corporation
Fort Smith, Arkansas

Well	Time - Elapsed (Days)	Time - Elapsed (Hours)	Time - Elapsed (Minutes)	Time - Time Stamp	Level/Depth TOC (ft)	Barometric (in Hg)	Battery (volts)	ORP (V)	pH	RDO (mg/L)	RDO (%Saturation)	Conductivity (µS Actual)
IW-109	0	0	0	3/24/2014 15:14	12.926	29.58	3.205	0.74	5.44	0.16	1.9	1283
IW-109	0.01	0.25	15	3/24/2014 15:29	12.921	29.57	3.147	0.75	5.44	0.16	1.8	1284
IW-109	0.02	0.5	30	3/24/2014 15:44	12.819	29.57	3.205	0.8	5.37	0.16	1.8	1272
IW-109	0.03	0.75	45	3/24/2014 15:59	12.826	29.57	3.176	0.8	5.26	0.27	3.2	1240
IW-109	0.04	1	60	3/24/2014 16:14	12.811	29.57	3.176	0.68	6.71	0.46	5.3	1803
IW-109	0.05	1.25	75	3/24/2014 16:29	12.762	29.56	3.176	0.37	12.62	0.68	8.8	25920
IW-109	0.06	1.5	90	3/24/2014 16:44	12.761	29.55	3.176	0.35	12.83	0.87	11.2	25920
IW-109	0.07	1.75	105	3/24/2014 16:59	12.649	29.55	3.147	0.36	13.02	1.16	14.9	25920
IW-109	0.08	2	120	3/24/2014 17:14	12.582	29.55	3.176	0.39	13.15	1.71	22	25920
IW-109	0.09	2.25	135	3/24/2014 17:29	12.499	29.55	3.147	0.4	13.24	2.26	29.1	25920
IW-109	0.1	2.5	150	3/24/2014 17:44	12.476	29.56	3.147	0.4	13.31	3.04	39	25920
IW-109	0.11	2.75	165	3/24/2014 17:59	12.446	29.56	3.176	0.4	13.34	3.47	44.6	25920
IW-109	0.12	3	180	3/24/2014 18:14	12.435	29.56	3.176	0.4	13.36	3.58	45.9	25920
IW-109	0.13	3.25	195	3/24/2014 18:29	12.878	29.57	3.176	0.41	13.35	3.26	41.8	25920
IW-109	0.14	3.5	210	3/24/2014 18:44	12.732	29.56	3.176	0.41	13.34	2.56	32.9	25920
IW-109	0.15	3.75	225	3/24/2014 18:59	12.752	29.56	3.147	0.41	13.34	2.22	28.5	25920
IW-109	0.16	4	240	3/24/2014 19:14	12.762	29.56	3.176	0.41	13.34	1.96	25.2	25920
IW-109	0.17	4.25	255	3/24/2014 19:29	12.775	29.57	3.205	0.41	13.33	1.77	22.7	25920
IW-109	0.18	4.5	270	3/24/2014 19:44	12.791	29.57	3.176	0.41	13.33	1.62	20.8	25920
IW-109	0.19	4.75	285	3/24/2014 19:59	12.802	29.58	3.176	0.42	13.32	1.45	18.6	25920
IW-109	0.2	5	300	3/24/2014 20:14	12.814	29.58	3.176	0.42	13.31	1.3	16.7	25920
IW-109	0.21	5.25	315	3/24/2014 20:29	12.828	29.59	3.176	0.42	13.31	1.18	15.1	25920
IW-109	0.22	5.5	330	3/24/2014 20:44	12.847	29.61	3.176	0.42	13.3	1.06	13.6	25930
IW-109	0.23	5.75	345	3/24/2014 20:59	12.868	29.62	3.147	0.45	13.29	0.94	12.1	25930
IW-109	0.25	6	360	3/24/2014 21:14	12.888	29.63	3.147	0.47	13.28	0.85	10.9	25930
IW-109	0.26	6.25	375	3/24/2014 21:29	12.906	29.65	3.176	0.44	13.28	0.78	10	25930
IW-109	0.27	6.5	390	3/24/2014 21:44	12.92	29.66	3.147	0.43	13.27	0.71	9.1	25930
IW-109	0.28	6.75	405	3/24/2014 21:59	12.928	29.66	3.147	0.43	13.27	0.65	8.3	25930
IW-109	0.29	7	420	3/24/2014 22:14	12.941	29.67	3.176	0.44	13.27	0.59	7.6	25930
IW-109	0.3	7.25	435	3/24/2014 22:29	12.949	29.68	3.176	0.43	13.26	0.52	6.7	25930
IW-109	0.31	7.5	450	3/24/2014 22:44	12.956	29.68	3.147	0.43	13.26	0.45	5.8	25930
IW-109	0.32	7.75	465	3/24/2014 22:59	12.969	29.69	3.176	0.44	13.25	0.4	5.1	25930
IW-109	0.33	8	480	3/24/2014 23:14	12.975	29.7	3.147	0.44	13.25	0.35	4.5	25930
IW-109	0.34	8.25	495	3/24/2014 23:29	12.984	29.7	3.176	0.44	13.25	0.3	3.8	25930
IW-109	0.35	8.5	510	3/24/2014 23:44	12.98	29.7	3.176	0.44	13.24	0.23	2.9	25930
IW-109	0.36	8.75	525	3/24/2014	12.98	29.7	3.147	0.44	13.24	0.17	2.1	25930
IW-109	0.37	9	540	3/25/2014 0:14	12.989	29.7	3.147	0.44	13.23	0.1	1.3	25930
IW-109	0.38	9.25	555	3/25/2014 0:29	12.999	29.71	3.147	0.44	13.23	0.03	0.3	25930
IW-109	0.39	9.5	570	3/25/2014 0:44	13.009	29.72	3.176	0.44	13.22	-0.04	-0.5	25930

IW-109
TROLL 9500 Water Quality Instrument - ISCO Monitoring Data Summary
March 2014
Whirlpool Corporation
Fort Smith, Arkansas

Well	Time - Elapsed (Days)	Time - Elapsed (Hours)	Time - Elapsed (Minutes)	Time - Time Stamp	Level/Depth TOC (ft)	Barometric (in Hg)	Battery (volts)	ORP (V)	pH	RDO (mg/L)	RDO (%Saturation)	Conductivity (µS Actual)
IW-109	0.4	9.75	585	3/25/2014 0:59	13.011	29.72	3.176	0.44	13.21	-0.05	-0.6	25930
IW-109	0.41	10	600	3/25/2014 1:14	13.009	29.72	3.176	0.44	13.21	-0.05	-0.6	25930
IW-109	0.42	10.25	615	3/25/2014 1:29	13.015	29.73	3.147	0.45	13.19	-0.04	-0.6	25930
IW-109	0.43	10.5	630	3/25/2014 1:44	13.012	29.72	3.147	0.44	13.19	-0.05	-0.6	25930
IW-109	0.44	10.75	645	3/25/2014 1:59	13.011	29.72	3.176	0.44	13.18	-0.05	-0.6	25930
IW-109	0.45	11	660	3/25/2014 2:14	13.011	29.72	3.176	0.44	13.17	-0.05	-0.6	25930
IW-109	0.46	11.25	675	3/25/2014 2:29	13.007	29.72	3.176	0.44	13.17	-0.05	-0.6	25930
IW-109	0.47	11.5	690	3/25/2014 2:44	13.008	29.72	3.147	0.44	13.17	-0.05	-0.6	25930
IW-109	0.48	11.75	705	3/25/2014 2:59	13.023	29.73	3.147	0.43	13.16	-0.05	-0.6	25930
IW-109	0.5	12	720	3/25/2014 3:14	13.02	29.73	3.176	0.43	13.15	-0.05	-0.6	25930
IW-109	0.51	12.25	735	3/25/2014 3:29	13.007	29.71	3.176	0.43	13.15	-0.05	-0.6	25930
IW-109	0.52	12.5	750	3/25/2014 3:44	13	29.71	3.147	0.44	13.14	-0.05	-0.6	25930
IW-109	0.53	12.75	765	3/25/2014 3:59	13.007	29.71	3.176	0.43	13.14	-0.05	-0.6	25930
IW-109	0.54	13	780	3/25/2014 4:14	13.007	29.71	3.147	0.43	13.14	-0.05	-0.6	25930
IW-109	0.55	13.25	795	3/25/2014 4:29	13.02	29.73	3.176	0.44	13.14	-0.05	-0.6	25930
IW-109	0.56	13.5	810	3/25/2014 4:44	13.024	29.73	3.176	0.47	13.14	-0.05	-0.6	25930
IW-109	0.57	13.75	825	3/25/2014 4:59	13.035	29.74	3.176	0.45	13.14	-0.05	-0.6	25930
IW-109	0.58	14	840	3/25/2014 5:14	13.057	29.76	3.147	0.44	13.14	-0.05	-0.6	25930
IW-109	0.59	14.25	855	3/25/2014 5:29	13.072	29.77	3.147	0.44	13.13	-0.05	-0.6	25930
IW-109	0.6	14.5	870	3/25/2014 5:44	13.077	29.78	3.176	0.44	13.14	-0.05	-0.6	25930
IW-109	0.61	14.75	885	3/25/2014 5:59	13.086	29.78	3.176	0.44	13.13	-0.05	-0.6	25930
IW-109	0.62	15	900	3/25/2014 6:14	13.089	29.79	3.176	0.43	13.13	-0.05	-0.6	25930
IW-109	0.63	15.25	915	3/25/2014 6:29	13.098	29.79	3.176	0.44	13.12	-0.05	-0.6	25930
IW-109	0.64	15.5	930	3/25/2014 6:44	13.097	29.79	3.147	0.47	13.11	-0.05	-0.6	25930
IW-109	0.65	15.75	945	3/25/2014 6:59	13.113	29.81	3.147	0.46	13.11	-0.05	-0.6	25930
IW-109	0.66	16	960	3/25/2014 7:14	13.123	29.82	3.147	0.44	13.1	-0.05	-0.6	25930
IW-109	0.67	16.25	975	3/25/2014 7:29	13.129	29.82	3.147	0.44	13.1	-0.05	-0.6	25930
IW-109	0.68	16.5	990	3/25/2014 7:44	13.133	29.82	3.176	0.43	13.09	-0.05	-0.6	25930
IW-109	0.69	16.75	1005	3/25/2014 7:59	13.144	29.83	3.147	0.44	13.09	-0.05	-0.6	25930
IW-109	0.7	17	1020	3/25/2014 8:14	13.15	29.84	3.176	0.43	13.09	-0.05	-0.6	25930
IW-109	0.71	17.25	1035	3/25/2014 8:29	13.16	29.85	3.176	0.43	13.09	-0.05	-0.6	25930
IW-109	0.72	17.5	1050	3/25/2014 8:44	13.166	29.85	3.147	0.43	13.08	-0.05	-0.6	25930
IW-109	0.73	17.75	1065	3/25/2014 8:59	13.166	29.85	3.176	0.43	13.07	-0.05	-0.6	25930
IW-109	0.75	18	1080	3/25/2014 9:14	13.174	29.86	3.147	0.43	13.06	-0.05	-0.6	25930
IW-109	0.76	18.25	1095	3/25/2014 9:29	13.09	29.87	3.147	0.43	13.06	-0.05	-0.6	25930
IW-109	0.77	18.5	1110	3/25/2014 9:44	12.984	29.87	3.147	0.43	13.17	1.15	14.6	25930
IW-109	0.78	18.75	1125	3/25/2014 9:59	12.913	29.87	3.176	0.44	13.28	1.98	25.2	25930
IW-109	0.79	19	1140	3/25/2014 10:14	12.868	29.88	3.147	0.45	13.39	2.47	31.5	25930
IW-109	0.8	19.25	1155	3/25/2014 10:29	12.835	29.88	3.147	0.46	13.45	3.11	39.6	25930

IW-109
TROLL 9500 Water Quality Instrument - ISCO Monitoring Data Summary
March 2014
Whirlpool Corporation
Fort Smith, Arkansas

Well	Time - Elapsed (Days)	Time - Elapsed (Hours)	Time - Elapsed (Minutes)	Time - Time Stamp	Level/Depth TOC (ft)	Barometric (in Hg)	Battery (volts)	ORP (V)	pH	RDO (mg/L)	RDO (%Saturation)	Conductivity (µS Actual)
IW-109	0.81	19.5	1170	3/25/2014 10:44	12.799	29.88	3.176	0.46	13.49	3.6	45.8	25930
IW-109	0.82	19.75	1185	3/25/2014 10:59	12.779	29.88	3.176	0.48	13.52	4.02	51.2	25930
IW-109	0.83	20	1200	3/25/2014 11:14	12.732	29.88	3.147	0.47	13.55	4.62	58.8	25930
IW-109	0.84	20.25	1215	3/25/2014 11:29	12.678	29.88	3.176	0.46	13.57	5.23	66.5	25930
IW-109	0.85	20.5	1230	3/25/2014 11:44	12.651	29.88	3.147	0.46	13.58	5.54	70.4	25930
IW-109	0.86	20.75	1245	3/25/2014 11:59	12.649	29.87	3.176	0.45	13.6	5.87	74.7	25930
IW-109	0.87	21	1260	3/25/2014 12:14	12.624	29.87	3.176	0.45	13.61	6.63	84.3	25930
IW-109	0.88	21.25	1275	3/25/2014 12:29	12.841	29.87	3.147	0.44	13.61	6.82	86.8	25930
IW-109	0.89	21.5	1290	3/25/2014 12:44	12.918	29.86	3.147	0.43	13.59	5.6	71.3	25930
IW-109	0.9	21.75	1305	3/25/2014 12:59	12.932	29.86	3.176	0.43	13.58	5.17	65.8	25930
IW-109	0.91	22	1320	3/25/2014 13:14	12.938	29.85	3.147	0.43	13.57	5.04	64.3	25930
IW-109	0.92	22.25	1335	3/25/2014 13:29	12.943	29.85	3.147	0.43	13.54	4.87	62.1	25930
IW-109	0.93	22.5	1350	3/25/2014 13:44	12.933	29.84	3.176	0.43	13.53	4.74	60.4	25930
IW-109	0.94	22.75	1365	3/25/2014 13:59	12.756	29.83	3.176	0.44	13.56	8.79	112.1	25930
IW-109	0.95	23	1380	3/25/2014 14:14	12.631	29.82	3.147	0.46	13.59	11.36	145	25930
IW-109	0.96	23.25	1395	3/25/2014 14:29	12.588	29.81	3.147	0.47	13.6	11.34	144.6	25930
IW-109	0.97	23.5	1410	3/25/2014 14:44	12.557	29.8	3.176	0.47	13.61	11.29	144	25930
IW-109	0.98	23.75	1425	3/25/2014 14:59	12.546	29.8	3.176	0.47	13.62	11.4	145.2	25920
IW-109	1	24	1440	3/25/2014 15:14	12.525	29.79	3.176	0.47	13.62	11.56	147.3	25920
IW-109	1.01	24.25	1455	3/25/2014 15:29	12.52	29.79	3.147	0.47	13.62	11.5	146.5	25920
IW-109	1.02	24.5	1470	3/25/2014 15:44	12.48	29.78	3.147	0.46	13.62	12.03	153.2	25920
IW-109	1.03	24.75	1485	3/25/2014 15:59	12.459	29.78	3.117	0.46	13.63	12.43	158.2	25920
IW-109	1.04	25	1500	3/25/2014 16:14	12.471	29.77	3.117	0.46	13.63	12.77	162.4	25920
IW-109	1.05	25.25	1515	3/25/2014 16:29	12.716	29.77	3.147	0.43	13.6	11.99	152.6	25920
IW-109	1.06	25.5	1530	3/25/2014 16:44	12.747	29.76	3.147	0.42	13.58	11.22	142.9	25920
IW-109	1.07	25.75	1545	3/25/2014 16:59	12.763	29.76	3.147	0.41	13.57	10.68	136.1	25920
IW-109	1.08	26	1560	3/25/2014 17:14	12.778	29.76	3.176	0.41	13.57	10.5	133.8	25920
IW-109	1.09	26.25	1575	3/25/2014 17:29	12.783	29.75	3.147	0.41	13.56	10.43	133.1	25920
IW-109	1.1	26.5	1590	3/25/2014 17:44	12.808	29.75	3.176	0.42	13.56	10.55	134.6	25920
IW-109	1.11	26.75	1605	3/25/2014 17:59	12.814	29.75	3.147	0.43	13.56	10.98	140.1	25920
IW-109	1.12	27	1620	3/25/2014 18:14	12.819	29.75	3.147	0.43	13.55	11.06	141.2	25920
IW-109	1.13	27.25	1635	3/25/2014 18:29	12.825	29.75	3.176	0.43	13.55	11.18	142.7	25930
IW-109	1.14	27.5	1650	3/25/2014 18:44	12.834	29.75	3.176	0.42	13.54	11.31	144.4	25930
IW-109	1.15	27.75	1665	3/25/2014 18:59	12.838	29.75	3.147	0.42	13.54	11.63	148.5	25930
IW-109	1.16	28	1680	3/25/2014 19:14	12.835	29.74	3.147	0.42	13.53	11.87	151.6	25930
IW-109	1.17	28.25	1695	3/25/2014 19:29	12.841	29.74	3.147	0.42	13.53	12	153.3	25930
IW-109	1.18	28.5	1710	3/25/2014 19:44	12.844	29.74	3.176	0.42	13.52	12.15	155.2	25930
IW-109	1.19	28.75	1725	3/25/2014 19:59	12.849	29.74	3.176	0.42	13.52	12.19	155.7	25930
IW-109	1.2	29	1740	3/25/2014 20:14	12.853	29.74	3.176	0.42	13.51	12.23	156.2	25930

IW-109
TROLL 9500 Water Quality Instrument - ISCO Monitoring Data Summary
March 2014
Whirlpool Corporation
Fort Smith, Arkansas

Well	Time - Elapsed (Days)	Time - Elapsed (Hours)	Time - Elapsed (Minutes)	Time - Time Stamp	Level/Depth TOC (ft)	Barometric (in Hg)	Battery (volts)	ORP (V)	pH	RDO (mg/L)	RDO (%Saturation)	Conductivity (µS Actual)
IW-109	1.21	29.25	1755	3/25/2014 20:29	12.86	29.74	3.176	0.42	13.51	12.31	157.2	25930
IW-109	1.22	29.5	1770	3/25/2014 20:44	12.863	29.74	3.147	0.42	13.5	12.34	157.6	25930
IW-109	1.23	29.75	1785	3/25/2014 20:59	12.875	29.75	3.147	0.42	13.5	12.52	159.9	25930
IW-109	1.25	30	1800	3/25/2014 21:14	12.886	29.75	3.176	0.42	13.49	12.75	162.8	25930
IW-109	1.26	30.25	1815	3/25/2014 21:29	12.894	29.76	3.147	0.43	13.49	12.72	162.3	25930
IW-109	1.27	30.5	1830	3/25/2014 21:44	12.898	29.76	3.176	0.44	13.48	13.08	166.9	25930
IW-109	1.28	30.75	1845	3/25/2014 21:59	12.907	29.76	3.176	0.44	13.48	13.24	169	25930
IW-109	1.29	31	1860	3/25/2014 22:14	12.912	29.77	3.176	0.44	13.47	13.24	169.1	25930
IW-109	1.3	31.25	1875	3/25/2014 22:29	12.919	29.77	3.147	0.44	13.47	13.43	171.3	25930
IW-109	1.31	31.5	1890	3/25/2014 22:44	12.917	29.77	3.176	0.44	13.46	13.39	170.9	25930
IW-109	1.32	31.75	1905	3/25/2014 22:59	12.917	29.76	3.147	0.44	13.46	13.56	173.1	25930
IW-109	1.33	32	1920	3/25/2014 23:14	12.918	29.76	3.147	0.44	13.46	13.71	175	25930
IW-109	1.34	32.25	1935	3/25/2014 23:29	12.915	29.76	3.176	0.45	13.45	14.31	182.7	25930
IW-109	1.35	32.5	1950	3/25/2014 23:44	12.916	29.76	3.147	0.44	13.45	14.26	182.1	25930
IW-109	1.36	32.75	1965	3/25/2014	12.918	29.76	3.176	0.44	13.44	14.32	182.8	25930
IW-109	1.37	33	1980	3/26/2014 0:14	12.918	29.76	3.147	0.44	13.44	14.39	183.8	25930
IW-109	1.38	33.25	1995	3/26/2014 0:29	12.912	29.75	3.147	0.44	13.43	14.37	183.6	25930
IW-109	1.39	33.5	2010	3/26/2014 0:44	12.907	29.74	3.176	0.44	13.43	14.66	187.3	25930
IW-109	1.4	33.75	2025	3/26/2014 0:59	12.91	29.74	3.176	0.44	13.42	15	191.7	25930
IW-109	1.41	34	2040	3/26/2014 1:14	12.913	29.75	3.147	0.44	13.42	15.34	195.9	25930
IW-109	1.42	34.25	2055	3/26/2014 1:29	12.913	29.75	3.176	0.45	13.42	15.37	196.3	25930
IW-109	1.43	34.5	2070	3/26/2014 1:44	12.915	29.74	3.176	0.44	13.41	15.29	195.3	25930
IW-109	1.44	34.75	2085	3/26/2014 1:59	12.915	29.75	3.147	0.44	13.41	15.26	194.9	25930
IW-109	1.45	35	2100	3/26/2014 2:14	12.915	29.74	3.176	0.44	13.41	15.64	199.8	25930
IW-109	1.46	35.25	2115	3/26/2014 2:29	12.907	29.73	3.147	0.44	13.4	15.43	197.2	25930
IW-109	1.47	35.5	2130	3/26/2014 2:44	12.901	29.73	3.176	0.44	13.4	15.53	198.6	25930
IW-109	1.48	35.75	2145	3/26/2014 2:59	12.895	29.72	3.147	0.44	13.4	15.61	199.7	25930
IW-109	1.5	36	2160	3/26/2014 3:14	12.894	29.72	3.176	0.44	13.4	15.73	201.2	25930
IW-109	1.51	36.25	2175	3/26/2014 3:29	12.887	29.71	3.176	0.44	13.39	15.9	203.3	25930
IW-109	1.52	36.5	2190	3/26/2014 3:44	12.894	29.72	3.147	0.44	13.39	16.16	206.7	25930
IW-109	1.53	36.75	2205	3/26/2014 3:59	12.897	29.72	3.147	0.44	13.39	16	204.6	25930
IW-109	1.54	37	2220	3/26/2014 4:14	12.894	29.72	3.147	0.44	13.39	16.11	206	25930
IW-109	1.55	37.25	2235	3/26/2014 4:29	12.887	29.71	3.147	0.44	13.38	16	204.7	25930
IW-109	1.56	37.5	2250	3/26/2014 4:44	12.888	29.71	3.176	0.45	13.38	16.24	207.7	25930
IW-109	1.57	37.75	2265	3/26/2014 4:59	12.892	29.71	3.147	0.44	13.38	16.18	206.9	25930
IW-109	1.58	38	2280	3/26/2014 5:14	12.894	29.71	3.176	0.44	13.38	16.65	212.9	25930
IW-109	1.59	38.25	2295	3/26/2014 5:29	12.887	29.71	3.176	0.45	13.37	16.49	211	25930
IW-109	1.6	38.5	2310	3/26/2014 5:44	12.892	29.71	3.147	0.44	13.37	16.18	207	25930
IW-109	1.61	38.75	2325	3/26/2014 5:59	12.893	29.71	3.147	0.44	13.37	15.97	204.3	25930

IW-109
TROLL 9500 Water Quality Instrument - ISCO Monitoring Data Summary
March 2014
Whirlpool Corporation
Fort Smith, Arkansas

Well	Time - Elapsed (Days)	Time - Elapsed (Hours)	Time - Elapsed (Minutes)	Time - Time Stamp	Level/Depth TOC (ft)	Barometric (in Hg)	Battery (volts)	ORP (V)	pH	RDO (mg/L)	RDO (%Saturation)	Conductivity (µS Actual)
IW-109	1.62	39	2340	3/26/2014 6:14	12.897	29.71	3.147	0.44	13.36	15.68	200.5	25930
IW-109	1.63	39.25	2355	3/26/2014 6:29	12.905	29.72	3.147	0.44	13.36	15.8	202.1	25930
IW-109	1.64	39.5	2370	3/26/2014 6:44	12.911	29.72	3.147	0.44	13.36	15.76	201.5	25930
IW-109	1.65	39.75	2385	3/26/2014 6:59	12.921	29.73	3.147	0.44	13.36	15.85	202.5	25930
IW-109	1.66	40	2400	3/26/2014 7:14	12.923	29.73	3.147	0.44	13.36	16.09	205.6	25930
IW-109	1.67	40.25	2415	3/26/2014 7:29	12.922	29.73	3.176	0.44	13.35	16.33	208.8	25930

IW-111
TROLL 9500 Water Quality Instrument - ISCO Monitoring Data Summary
March 2014
Whirlpool Corporation
Fort Smith, Arkansas

Well	Time - Elapsed (Days)	Time - Elapsed (Hours)	Time - Elapsed (Minutes)	Time - Time Stamp	Level/Depth TOC (ft)	Barometric (in Hg)	Battery (volts)	ORP (V)	pH	RDO (mg/L)	RDO (%Saturation)	Conductivity (µS Actual)
IW-111	0	0	0	3/24/2014 15:15	13.08	29.67	3.117	0.21	5.47	-0.01	-0.1	1139
IW-111	0.01	0.25	15	3/24/2014 15:30	13.072	29.66	3.117	0.2	5.47	-0.01	-0.1	1138
IW-111	0.02	0.5	30	3/24/2014 15:45	12.958	29.66	3.088	0.22	5.46	0	-0.1	1150
IW-111	0.03	0.75	45	3/24/2014 16:00	12.981	29.66	3.058	0.23	5.44	0.05	0.5	1124
IW-111	0.04	1	60	3/24/2014 16:15	12.933	29.66	3.088	0.24	5.41	0.15	1.8	1113
IW-111	0.05	1.25	75	3/24/2014 16:30	12.904	29.66	3.058	0.24	5.42	0.23	2.6	1108
IW-111	0.06	1.5	90	3/24/2014 16:45	12.937	29.65	3.029	0.24	5.4	0.23	2.7	1102
IW-111	0.07	1.75	105	3/24/2014 17:00	12.87	29.65	3	0.25	5.77	0.24	2.8	1277
IW-111	0.08	2	120	3/24/2014 17:15	12.831	29.65	3.029	0.25	6.65	0.31	3.6	1736
IW-111	0.09	2.25	135	3/24/2014 17:30	12.805	29.65	3.029	0.18	8.3	0.32	3.8	1862
IW-111	0.1	2.5	150	3/24/2014 17:45	12.778	29.65	3	0	11.7	0.36	4.2	3546
IW-111	0.11	2.75	165	3/24/2014 18:00	12.74	29.65	3	-0.01	11.99	0.38	4.5	4309
IW-111	0.12	3	180	3/24/2014 18:15	12.744	29.66	3.029	0.02	11.88	0.38	4.5	4407
IW-111	0.13	3.25	195	3/24/2014 18:30	12.925	29.66	3.058	0.01	11.92	0.38	4.5	4961
IW-111	0.14	3.5	210	3/24/2014 18:45	12.979	29.65	3	0.02	11.89	0.37	4.3	5175
IW-111	0.15	3.75	225	3/24/2014 19:00	12.998	29.66	3.029	0.02	11.88	0.35	4.2	5197
IW-111	0.16	4	240	3/24/2014 19:15	13.006	29.66	3.029	0.02	11.87	0.35	4.1	5247
IW-111	0.17	4.25	255	3/24/2014 19:30	13.017	29.66	3.029	0.02	11.88	0.34	4.1	5262
IW-111	0.18	4.5	270	3/24/2014 19:45	13.029	29.67	3.029	0.02	11.89	0.34	4	5237
IW-111	0.19	4.75	285	3/24/2014 20:00	13.037	29.67	3.029	0.02	11.89	0.33	3.9	5120
IW-111	0.2	5	300	3/24/2014 20:15	13.045	29.68	3.029	0.03	11.89	0.33	3.9	5007
IW-111	0.21	5.25	315	3/24/2014 20:30	13.055	29.69	3.029	0.03	11.88	0.32	3.8	4848
IW-111	0.22	5.5	330	3/24/2014 20:45	13.072	29.7	3.029	0.03	11.88	0.32	3.8	4649
IW-111	0.24	5.75	345	3/24/2014 21:00	13.09	29.72	3.029	0.03	11.88	0.32	3.7	4464
IW-111	0.25	6	360	3/24/2014 21:15	13.107	29.73	3.029	0.04	11.85	0.32	3.7	4260
IW-111	0.26	6.25	375	3/24/2014 21:30	13.124	29.74	3.058	0.04	11.82	0.31	3.7	4078
IW-111	0.27	6.5	390	3/24/2014 21:45	13.134	29.75	3.058	0.05	11.79	0.31	3.6	3947
IW-111	0.28	6.75	405	3/24/2014 22:00	13.141	29.76	3.058	0.06	11.78	0.31	3.6	3882
IW-111	0.29	7	420	3/24/2014 22:15	13.151	29.77	3.058	0.06	11.78	0.29	3.4	3875
IW-111	0.3	7.25	435	3/24/2014 22:30	13.159	29.77	3.088	0.06	11.78	0.28	3.2	3891
IW-111	0.31	7.5	450	3/24/2014 22:45	13.163	29.78	3.058	0.06	11.78	0.26	3	3921
IW-111	0.32	7.75	465	3/24/2014 23:00	13.174	29.79	3.088	0.06	11.78	0.24	2.8	3936
IW-111	0.33	8	480	3/24/2014 23:15	13.18	29.79	3.058	0.06	11.78	0.22	2.6	3959
IW-111	0.34	8.25	495	3/24/2014 23:30	13.188	29.8	3.088	0.06	11.77	0.21	2.4	3960
IW-111	0.35	8.5	510	3/24/2014 23:45	13.182	29.79	3.058	0.06	11.77	0.2	2.4	4003
IW-111	0.36	8.75	525	3/25/2014	13.181	29.79	3.058	0.06	11.77	0.19	2.2	4004
IW-111	0.37	9	540	3/25/2014 0:15	13.188	29.8	3.088	0.06	11.77	0.19	2.2	3947
IW-111	0.38	9.25	555	3/25/2014 0:30	13.197	29.81	3.117	0.06	11.76	0.19	2.2	3872
IW-111	0.39	9.5	570	3/25/2014 0:45	13.207	29.82	3.117	0.06	11.76	0.18	2.1	3788

IW-111
TROLL 9500 Water Quality Instrument - ISCO Monitoring Data Summary
March 2014
Whirlpool Corporation
Fort Smith, Arkansas

Well	Time - Elapsed (Days)	Time - Elapsed (Hours)	Time - Elapsed (Minutes)	Time - Time Stamp	Level/Depth TOC (ft)	Barometric (in Hg)	Battery (volts)	ORP (V)	pH	RDO (mg/L)	RDO (%Saturation)	Conductivity (µS Actual)
IW-111	0.4	9.75	585	3/25/2014 1:00	13.208	29.82	3.088	0.07	11.76	0.17	2	3735
IW-111	0.41	10	600	3/25/2014 1:15	13.205	29.82	3.088	0.07	11.75	0.17	2	3698
IW-111	0.42	10.25	615	3/25/2014 1:30	13.21	29.82	3.088	0.07	11.75	0.17	1.9	3636
IW-111	0.43	10.5	630	3/25/2014 1:45	13.207	29.82	3.117	0.07	11.74	0.16	1.9	3593
IW-111	0.44	10.75	645	3/25/2014 2:00	13.205	29.82	3.088	0.08	11.71	0.16	1.8	3540
IW-111	0.45	11	660	3/25/2014 2:15	13.205	29.82	3.058	0.08	11.68	0.16	1.8	3488
IW-111	0.46	11.25	675	3/25/2014 2:30	13.201	29.81	3.058	0.08	11.64	0.16	1.8	3442
IW-111	0.47	11.5	690	3/25/2014 2:45	13.201	29.81	3.088	0.08	11.59	0.21	2.5	3394
IW-111	0.49	11.75	705	3/25/2014 3:00	13.214	29.83	3.088	0.08	11.51	0.22	2.5	3314
IW-111	0.5	12	720	3/25/2014 3:15	13.213	29.82	3.088	0.08	11.44	0.21	2.5	3249
IW-111	0.51	12.25	735	3/25/2014 3:30	13.199	29.81	3.088	0.08	11.4	0.2	2.4	3217
IW-111	0.52	12.5	750	3/25/2014 3:45	13.191	29.8	3.117	0.09	11.36	0.2	2.4	3192
IW-111	0.53	12.75	765	3/25/2014 4:00	13.197	29.81	3.088	0.09	11.31	0.21	2.4	3143
IW-111	0.54	13	780	3/25/2014 4:15	13.197	29.81	3.058	0.09	11.25	0.21	2.4	3093
IW-111	0.55	13.25	795	3/25/2014 4:30	13.209	29.82	3.088	0.09	11.19	0.2	2.4	3027
IW-111	0.56	13.5	810	3/25/2014 4:45	13.213	29.82	3.088	0.09	11.13	0.2	2.4	2969
IW-111	0.57	13.75	825	3/25/2014 5:00	13.224	29.83	3.117	0.1	11.07	0.2	2.3	2914
IW-111	0.58	14	840	3/25/2014 5:15	13.245	29.85	3.088	0.1	11	0.2	2.3	2860
IW-111	0.59	14.25	855	3/25/2014 5:30	13.261	29.87	3.088	0.1	10.92	0.19	2.3	2805
IW-111	0.6	14.5	870	3/25/2014 5:45	13.266	29.87	3.117	0.11	10.86	0.19	2.2	2759
IW-111	0.61	14.75	885	3/25/2014 6:00	13.275	29.88	3.088	0.11	10.81	0.18	2.1	2715
IW-111	0.62	15	900	3/25/2014 6:15	13.276	29.88	3.088	0.11	10.77	0.18	2	2676
IW-111	0.63	15.25	915	3/25/2014 6:30	13.284	29.89	3.117	0.12	10.73	0.17	2	2638
IW-111	0.64	15.5	930	3/25/2014 6:45	13.283	29.89	3.088	0.12	10.68	0.16	1.9	2602
IW-111	0.65	15.75	945	3/25/2014 7:00	13.299	29.9	3.117	0.12	10.62	0.16	1.8	2563
IW-111	0.66	16	960	3/25/2014 7:15	13.308	29.91	3.088	0.13	10.55	0.15	1.7	2526
IW-111	0.67	16.25	975	3/25/2014 7:30	13.314	29.92	3.117	0.13	10.48	0.14	1.7	2492
IW-111	0.68	16.5	990	3/25/2014 7:45	13.317	29.92	3.117	0.13	10.43	0.14	1.6	2461
IW-111	0.69	16.75	1005	3/25/2014 8:00	13.329	29.93	3.088	0.14	10.38	0.14	1.6	2432
IW-111	0.7	17	1020	3/25/2014 8:15	13.337	29.93	3.088	0.14	10.33	0.13	1.5	2396
IW-111	0.71	17.25	1035	3/25/2014 8:30	13.36	29.94	3.058	0.1	11.84	0.13	1.5	8905
IW-111	0.72	17.5	1050	3/25/2014 8:45	13.354	29.95	3.088	0.08	12.12	0.13	1.5	8998
IW-111	0.74	17.75	1065	3/25/2014 9:00	13.353	29.95	3.088	0.08	12.14	0.12	1.4	8623
IW-111	0.75	18	1080	3/25/2014 9:15	13.361	29.96	3.088	0.08	12.14	0.12	1.4	7549
IW-111	0.76	18.25	1095	3/25/2014 9:30	13.307	29.96	3.088	0.08	12.13	0.12	1.4	9215
IW-111	0.77	18.5	1110	3/25/2014 9:45	13.157	29.97	3.117	0.09	12.18	0.25	3	9552
IW-111	0.78	18.75	1125	3/25/2014 10:00	13.066	29.97	3.117	0.09	12.13	0.34	4	7399
IW-111	0.79	19	1140	3/25/2014 10:15	13.004	29.97	3.117	0.09	12.04	0.37	4.4	4878
IW-111	0.8	19.25	1155	3/25/2014 10:30	12.959	29.97	3.117	0.11	11.81	0.41	4.7	4433

IW-111
TROLL 9500 Water Quality Instrument - ISCO Monitoring Data Summary
March 2014
Whirlpool Corporation
Fort Smith, Arkansas

Well	Time - Elapsed (Days)	Time - Elapsed (Hours)	Time - Elapsed (Minutes)	Time - Time Stamp	Level/Depth TOC (ft)	Barometric (in Hg)	Battery (volts)	ORP (V)	pH	RDO (mg/L)	RDO (%Saturation)	Conductivity (µS Actual)
IW-111	0.81	19.5	1170	3/25/2014 10:45	12.922	29.98	3.088	0.12	11.66	0.48	5.6	4486
IW-111	0.82	19.75	1185	3/25/2014 11:00	13.037	29.98	3.088	0.12	11.74	0.52	6.1	5530
IW-111	0.83	20	1200	3/25/2014 11:15	12.91	29.98	3.088	0.12	11.74	0.54	6.4	6777
IW-111	0.84	20.25	1215	3/25/2014 11:30	12.827	29.98	3.088	0.12	11.78	0.56	6.5	6714
IW-111	0.85	20.5	1230	3/25/2014 11:45	12.757	29.97	3.088	0.12	11.79	0.57	6.7	6309
IW-111	0.86	20.75	1245	3/25/2014 12:00	12.741	29.97	3.117	0.12	11.67	0.55	6.4	5178
IW-111	0.87	21	1260	3/25/2014 12:15	12.704	29.97	3.088	0.14	11.46	0.54	6.2	4189
IW-111	0.88	21.25	1275	3/25/2014 12:30	12.877	29.97	3.088	0.15	10.97	0.53	6.2	3515
IW-111	0.89	21.5	1290	3/25/2014 12:45	13.119	29.96	3.088	0.2	10.03	0.53	6.1	3263
IW-111	0.9	21.75	1305	3/25/2014 13:00	13.193	29.95	3.117	0.21	9.91	0.53	6.1	3070
IW-111	0.91	22	1320	3/25/2014 13:15	13.249	29.95	3.117	0.15	11.28	0.59	6.8	3340
IW-111	0.92	22.25	1335	3/25/2014 13:30	13.241	29.94	3.088	0.13	11.35	0.59	6.9	3377
IW-111	0.93	22.5	1350	3/25/2014 13:45	13.24	29.93	3.088	0.13	11.36	0.59	6.8	3383
IW-111	0.94	22.75	1365	3/25/2014 14:00	13.037	29.92	3.117	0.13	11.33	0.57	6.7	3995
IW-111	0.95	23	1380	3/25/2014 14:15	12.765	29.92	3.117	0.12	12.17	0.59	7.1	11720
IW-111	0.96	23.25	1395	3/25/2014 14:30	12.621	29.91	3.117	0.13	12.15	0.6	7.2	8581
IW-111	0.97	23.5	1410	3/25/2014 14:45	12.535	29.9	3.117	0.13	12.05	0.64	7.6	5969
IW-111	0.99	23.75	1425	3/25/2014 15:00	12.495	29.9	3.147	0.15	11.71	0.64	7.5	4069
IW-111	1	24	1440	3/25/2014 15:15	12.539	29.89	3.088	0.18	11.25	0.63	7.3	3803
IW-111	1.01	24.25	1455	3/25/2014 15:30	13.404	29.88	3.088	0.16	11.94	0.68	8	4820
IW-111	1.02	24.5	1470	3/25/2014 15:45	12.616	29.88	3.117	0.14	12.4	0.81	9.6	7906
IW-111	1.03	24.75	1485	3/25/2014 16:00	12.49	29.88	3.117	0.14	12.25	0.8	9.5	5918
IW-111	1.04	25	1500	3/25/2014 16:15	12.427	29.87	3.117	0.16	11.94	0.78	9.2	5441
IW-111	1.05	25.25	1515	3/25/2014 16:30	12.788	29.87	3.088	0.18	11.78	0.76	9	5527
IW-111	1.06	25.5	1530	3/25/2014 16:45	12.948	29.86	3.088	0.19	11.69	0.74	8.7	5441
IW-111	1.07	25.75	1545	3/25/2014 17:00	13.015	29.86	3.117	0.2	11.65	0.72	8.5	5436
IW-111	1.08	26	1560	3/25/2014 17:15	13.053	29.85	3.147	0.2	11.65	0.71	8.3	5467
IW-111	1.09	26.25	1575	3/25/2014 17:30	13.091	29.85	3.117	0.19	11.66	0.69	8.1	5494
IW-111	1.1	26.5	1590	3/25/2014 17:45	13.103	29.85	3.117	0.19	11.66	0.68	8	5536
IW-111	1.11	26.75	1605	3/25/2014 18:00	13.129	29.85	3.117	0.16	12.24	0.68	8.3	16880
IW-111	1.12	27	1620	3/25/2014 18:15	13.121	29.84	3.147	0.16	12.36	0.77	9.5	18590
IW-111	1.13	27.25	1635	3/25/2014 18:30	13.122	29.84	3.147	0.16	12.44	0.89	11	18810
IW-111	1.14	27.5	1650	3/25/2014 18:45	13.126	29.84	3.117	0.16	12.48	0.89	11.1	19960
IW-111	1.15	27.75	1665	3/25/2014 19:00	13.127	29.84	3.117	0.16	12.5	0.89	11.2	21090
IW-111	1.16	28	1680	3/25/2014 19:15	13.121	29.83	3.117	0.17	12.53	0.91	11.5	22370
IW-111	1.17	28.25	1695	3/25/2014 19:30	13.123	29.83	3.117	0.17	12.56	0.91	11.5	23250
IW-111	1.18	28.5	1710	3/25/2014 19:45	13.124	29.83	3.117	0.17	12.58	0.92	11.6	23920
IW-111	1.19	28.75	1725	3/25/2014 20:00	13.126	29.83	3.117	0.18	12.6	0.92	11.6	23920
IW-111	1.2	29	1740	3/25/2014 20:15	13.128	29.83	3.147	0.18	12.62	0.91	11.6	23920

IW-111
TROLL 9500 Water Quality Instrument - ISCO Monitoring Data Summary
March 2014
Whirlpool Corporation
Fort Smith, Arkansas

Well	Time - Elapsed (Days)	Time - Elapsed (Hours)	Time - Elapsed (Minutes)	Time - Time Stamp	Level/Depth TOC (ft)	Barometric (in Hg)	Battery (volts)	ORP (V)	pH	RDO (mg/L)	RDO (%Saturation)	Conductivity (µS Actual)
IW-111	1.21	29.25	1755	3/25/2014 20:30	13.132	29.83	3.117	0.18	12.63	0.9	11.4	23920
IW-111	1.22	29.5	1770	3/25/2014 20:45	13.133	29.83	3.117	0.18	12.65	0.89	11.3	23920
IW-111	1.24	29.75	1785	3/25/2014 21:00	13.142	29.84	3.117	0.19	12.66	0.88	11.2	23920
IW-111	1.25	30	1800	3/25/2014 21:15	13.151	29.85	3.147	0.19	12.68	0.88	11.2	23920
IW-111	1.26	30.25	1815	3/25/2014 21:30	13.157	29.85	3.117	0.2	12.69	0.89	11.2	23920
IW-111	1.27	30.5	1830	3/25/2014 21:45	13.161	29.86	3.147	0.2	12.7	0.87	11.1	23920
IW-111	1.28	30.75	1845	3/25/2014 22:00	13.167	29.86	3.147	0.2	12.71	0.88	11.1	23920
IW-111	1.29	31	1860	3/25/2014 22:15	13.171	29.86	3.147	0.21	12.73	0.88	11.1	23920
IW-111	1.3	31.25	1875	3/25/2014 22:30	13.175	29.87	3.117	0.21	12.74	0.86	11	23920
IW-111	1.31	31.5	1890	3/25/2014 22:45	13.172	29.86	3.147	0.21	12.75	0.86	10.8	23920
IW-111	1.32	31.75	1905	3/25/2014 23:00	13.171	29.86	3.117	0.22	12.77	0.85	10.8	23920
IW-111	1.33	32	1920	3/25/2014 23:15	13.171	29.86	3.117	0.22	12.78	0.85	10.7	23920
IW-111	1.34	32.25	1935	3/25/2014 23:30	13.168	29.86	3.117	0.23	12.79	0.83	10.6	23920
IW-111	1.35	32.5	1950	3/25/2014 23:45	13.168	29.86	3.147	0.23	12.8	0.82	10.4	23920
IW-111	1.36	32.75	1965	3/26/2014	13.167	29.85	3.117	0.23	12.8	0.8	10.1	23920
IW-111	1.37	33	1980	3/26/2014 0:15	13.165	29.85	3.117	0.24	12.8	0.79	10	23920
IW-111	1.38	33.25	1995	3/26/2014 0:30	13.159	29.85	3.117	0.24	12.81	0.78	9.8	23920
IW-111	1.39	33.5	2010	3/26/2014 0:45	13.154	29.84	3.117	0.25	12.81	0.76	9.7	23920
IW-111	1.4	33.75	2025	3/26/2014 1:00	13.155	29.84	3.117	0.25	12.82	0.75	9.5	23920
IW-111	1.41	34	2040	3/26/2014 1:15	13.157	29.84	3.117	0.26	12.82	0.74	9.4	23920
IW-111	1.42	34.25	2055	3/26/2014 1:30	13.156	29.84	3.147	0.26	12.82	0.73	9.3	23920
IW-111	1.43	34.5	2070	3/26/2014 1:45	13.157	29.84	3.147	0.26	12.83	0.73	9.2	23920
IW-111	1.44	34.75	2085	3/26/2014 2:00	13.155	29.84	3.147	0.27	12.83	0.72	9.2	23920
IW-111	1.45	35	2100	3/26/2014 2:15	13.155	29.84	3.147	0.27	12.83	0.71	9	23920
IW-111	1.46	35.25	2115	3/26/2014 2:30	13.147	29.83	3.147	0.27	12.84	0.69	8.8	23920
IW-111	1.47	35.5	2130	3/26/2014 2:45	13.14	29.82	3.117	0.28	12.84	0.68	8.7	23920
IW-111	1.49	35.75	2145	3/26/2014 3:00	13.133	29.82	3.117	0.28	12.84	0.67	8.5	23920
IW-111	1.5	36	2160	3/26/2014 3:15	13.13	29.82	3.147	0.29	12.85	0.66	8.3	23920
IW-111	1.51	36.25	2175	3/26/2014 3:30	13.122	29.81	3.117	0.29	12.85	0.64	8.1	23920
IW-111	1.52	36.5	2190	3/26/2014 3:45	13.129	29.81	3.147	0.29	12.85	0.62	7.9	23920
IW-111	1.53	36.75	2205	3/26/2014 4:00	13.132	29.82	3.147	0.3	12.85	0.57	7.2	23920
IW-111	1.54	37	2220	3/26/2014 4:15	13.129	29.81	3.117	0.3	12.85	0.59	7.5	23920
IW-111	1.55	37.25	2235	3/26/2014 4:30	13.12	29.81	3.117	0.31	12.86	0.6	7.6	23920
IW-111	1.56	37.5	2250	3/26/2014 4:45	13.121	29.81	3.147	0.31	12.86	0.6	7.6	23920
IW-111	1.57	37.75	2265	3/26/2014 5:00	13.123	29.81	3.117	0.31	12.86	0.57	7.3	23920
IW-111	1.58	38	2280	3/26/2014 5:15	13.126	29.81	3.147	0.32	12.86	0.54	6.9	23920
IW-111	1.59	38.25	2295	3/26/2014 5:30	13.12	29.8	3.147	0.32	12.86	0.53	6.7	23920
IW-111	1.6	38.5	2310	3/26/2014 5:45	13.124	29.81	3.088	0.33	12.86	0.5	6.3	23920
IW-111	1.61	38.75	2325	3/26/2014 6:00	13.124	29.81	3.088	0.33	12.86	0.48	6.1	23920

IW-111
TROLL 9500 Water Quality Instrument - ISCO Monitoring Data Summary
March 2014
Whirlpool Corporation
Fort Smith, Arkansas

Well	Time - Elapsed (Days)	Time - Elapsed (Hours)	Time - Elapsed (Minutes)	Time - Time Stamp	Level/Depth TOC (ft)	Barometric (in Hg)	Battery (volts)	ORP (V)	pH	RDO (mg/L)	RDO (%Saturation)	Conductivity (µS Actual)
IW-111	1.62	39	2340	3/26/2014 6:15	13.126	29.81	3.117	0.33	12.87	0.5	6.3	23920
IW-111	1.63	39.25	2355	3/26/2014 6:30	13.133	29.82	3.117	0.34	12.87	0.49	6.2	23920
IW-111	1.64	39.5	2370	3/26/2014 6:45	13.139	29.82	3.117	0.34	12.87	0.46	5.9	23920
IW-111	1.65	39.75	2385	3/26/2014 7:00	13.148	29.83	3.117	0.35	12.87	0.44	5.6	23920
IW-111	1.66	40	2400	3/26/2014 7:15	13.15	29.83	3.117	0.35	12.87	0.49	6.2	23920
IW-111	1.67	40.25	2415	3/26/2014 7:30	13.149	29.83	3.088	0.35	12.87	0.5	6.4	23920

IW-114
TROLL 9500 Water Quality Instrument - ISCO Monitoring Data Summary
March-April 2014
Whirlpool Corporation
Fort Smith, Arkansas

Well	Time - Elapsed (Days)	Time - Elapsed (Hours)	Time - Elapsed (Minutes)	Time - Time Stamp	Level/Depth TOC (ft)	Barometric (in Hg)	Battery (volts)	ORP (V)	pH	RDO (mg/L)	RDO (%Saturation)	Conductivity (µS Actual)
IW-114	0	0	0	3/27/2014 18:42	9.826	29.24	3.088	0.4	13.74	30.42	366.5	24040
IW-114	0.01	0.25	15	3/27/2014 18:57	9.838	29.24	3.088	0.4	13.74	30.91	372.3	24050
IW-114	0.02	0.5	30	3/27/2014 19:12	9.842	29.24	3.088	0.4	13.74	31.3	376.9	24050
IW-114	0.03	0.75	45	3/27/2014 19:27	9.845	29.25	3.117	0.41	13.74	31.23	376	24050
IW-114	0.04	1	60	3/27/2014 19:42	9.848	29.25	3.088	0.41	13.73	31.26	376.4	24050
IW-114	0.05	1.25	75	3/27/2014 19:57	9.854	29.25	3.117	0.41	13.73	31.3	376.7	24050
IW-114	0.06	1.5	90	3/27/2014 20:12	9.855	29.25	3.117	0.41	13.73	31.24	376	24050
IW-114	0.07	1.75	105	3/27/2014 20:27	9.857	29.25	3.117	0.41	13.73	32.51	391.2	24050
IW-114	0.08	2	120	3/27/2014 20:42	9.859	29.25	3.088	0.41	13.73	32.61	392.3	24050
IW-114	0.09	2.25	135	3/27/2014 20:57	9.862	29.26	3.117	0.41	13.73	32.43	390.2	24050
IW-114	0.1	2.5	150	3/27/2014 21:12	9.868	29.26	3.117	0.41	13.72	32.3	388.6	24050
IW-114	0.11	2.75	165	3/27/2014 21:27	9.875	29.26	3.088	0.41	13.72	32.43	390	24050
IW-114	0.13	3	180	3/27/2014 21:42	9.882	29.27	3.117	0.41	13.72	32.68	392.9	24050
IW-114	0.14	3.25	195	3/27/2014 21:57	9.875	29.26	3.088	0.41	13.72	34.06	409.5	24050
IW-114	0.15	3.5	210	3/27/2014 22:12	9.885	29.27	3.117	0.41	13.72	34.16	410.6	24050
IW-114	0.16	3.75	225	3/27/2014 22:27	9.9	29.29	3.088	0.41	13.71	34.43	413.7	24050
IW-114	0.17	4	240	3/27/2014 22:42	9.901	29.28	3.117	0.41	13.71	34.64	416.2	24050
IW-114	0.18	4.25	255	3/27/2014 22:57	9.949	29.33	3.088	0.41	13.71	34.79	417.3	24050
IW-114	0.19	4.5	270	3/27/2014 23:12	9.968	29.35	3.088	0.41	13.71	35.1	420.8	24050
IW-114	0.2	4.75	285	3/27/2014 23:27	9.967	29.34	3.088	0.41	13.71	35.3	423.3	24050
IW-114	0.21	5	300	3/27/2014 23:42	9.965	29.34	3.088	0.41	13.7	35.26	422.7	24050
IW-114	0.22	5.25	315	3/27/2014 23:57	9.962	29.34	3.117	0.41	13.7	35.26	422.7	24050
IW-114	0.23	5.5	330	3/28/2014 0:12	9.956	29.33	3.088	0.41	13.7	35.75	428.7	24050
IW-114	0.24	5.75	345	3/28/2014 0:27	9.952	29.33	3.088	0.41	13.7	36.97	443.3	24050
IW-114	0.25	6	360	3/28/2014 0:42	9.948	29.33	3.088	0.41	13.7	37.11	445	24050
IW-114	0.26	6.25	375	3/28/2014 0:57	9.943	29.32	3.117	0.41	13.69	37.36	448.1	24050
IW-114	0.27	6.5	390	3/28/2014 1:12	9.941	29.32	3.088	0.41	13.69	37.35	448	24050
IW-114	0.28	6.75	405	3/28/2014 1:27	9.94	29.32	3.117	0.41	13.69	37.2	446.2	24050
IW-114	0.29	7	420	3/28/2014 1:42	9.939	29.32	3.117	0.41	13.68	37.19	446.1	24050
IW-114	0.3	7.25	435	3/28/2014 1:57	9.939	29.32	3.088	0.4	13.68	37.25	446.8	24050
IW-114	0.31	7.5	450	3/28/2014 2:12	9.944	29.32	3.117	0.41	13.68	37.37	448.2	24050
IW-114	0.32	7.75	465	3/28/2014 2:27	9.959	29.33	3.117	0.41	13.68	37.27	446.7	24050
IW-114	0.33	8	480	3/28/2014 2:42	9.997	29.37	3.117	0.41	13.68	37.11	444.2	24050
IW-114	0.34	8.25	495	3/28/2014 2:57	10.02	29.39	3.117	0.41	13.67	37.26	445.7	24050
IW-114	0.35	8.5	510	3/28/2014 3:12	10.03	29.39	3.088	0.41	13.67	37.44	447.8	24050
IW-114	0.36	8.75	525	3/28/2014 3:27	10.038	29.4	3.088	0.41	13.67	39.09	467.4	24050
IW-114	0.38	9	540	3/28/2014 3:42	10.04	29.4	3.117	0.42	13.67	38.59	461.3	24050
IW-114	0.39	9.25	555	3/28/2014 3:57	10.042	29.41	3.088	0.42	13.66	38.69	462.4	24050
IW-114	0.4	9.5	570	3/28/2014 4:12	10.035	29.4	3.088	0.42	13.66	38.71	462.7	24050

IW-114
TROLL 9500 Water Quality Instrument - ISCO Monitoring Data Summary
March-April 2014
Whirlpool Corporation
Fort Smith, Arkansas

Well	Time - Elapsed (Days)	Time - Elapsed (Hours)	Time - Elapsed (Minutes)	Time - Time Stamp	Level/Depth TOC (ft)	Barometric (in Hg)	Battery (volts)	ORP (V)	pH	RDO (mg/L)	RDO (%Saturation)	Conductivity (µS Actual)
IW-114	0.41	9.75	585	3/28/2014 4:27	10.036	29.4	3.117	0.42	13.66	38.81	464	24050
IW-114	0.42	10	600	3/28/2014 4:42	10.035	29.4	3.117	0.41	13.66	38.84	464.3	24050
IW-114	0.43	10.25	615	3/28/2014 4:57	10.043	29.4	3.117	0.42	13.66	38.77	463.3	24050
IW-114	0.44	10.5	630	3/28/2014 5:12	10.042	29.4	3.088	0.41	13.65	38.71	462.5	24050
IW-114	0.45	10.75	645	3/28/2014 5:27	10.042	29.4	3.117	0.42	13.65	38.69	462.3	24050
IW-114	0.46	11	660	3/28/2014 5:42	10.038	29.4	3.088	0.42	13.65	39.12	467.5	24050
IW-114	0.47	11.25	675	3/28/2014 5:57	10.038	29.4	3.117	0.42	13.65	38.72	462.8	24050
IW-114	0.48	11.5	690	3/28/2014 6:12	10.049	29.41	3.117	0.41	13.65	38.87	464.4	24050
IW-114	0.49	11.75	705	3/28/2014 6:27	10.066	29.42	3.117	0.42	13.64	39.28	468.9	24050
IW-114	0.5	12	720	3/28/2014 6:42	10.072	29.43	3.117	0.42	13.64	39.97	477.2	24050
IW-114	0.51	12.25	735	3/28/2014 6:57	10.074	29.43	3.088	0.42	13.64	39.54	471.9	24050
IW-114	0.52	12.5	750	3/28/2014 7:12	10.079	29.44	3.117	0.42	13.64	39.56	472.1	24050
IW-114	0.53	12.75	765	3/28/2014 7:27	10.078	29.44	3.117	0.41	13.63	39.59	472.4	24050
IW-114	0.54	13	780	3/28/2014 7:42	10.088	29.44	3.117	0.42	13.63	39.86	475.5	24050
IW-114	0.55	13.25	795	3/28/2014 7:57	10.094	29.45	3.117	0.42	13.63	40.11	478.4	24050
IW-114	0.56	13.5	810	3/28/2014 8:12	10.096	29.45	3.117	0.41	13.63	40.23	479.8	24050
IW-114	0.57	13.75	825	3/28/2014 8:27	10.102	29.46	3.088	0.42	13.62	49.57	591.1	24050
IW-114	0.58	14	840	3/28/2014 8:42	10.105	29.46	3.117	0.42	13.62	47.39	565	24050
IW-114	0.59	14.25	855	3/28/2014 8:57	10.109	29.46	3.117	0.42	13.62	47.34	564.4	24050
IW-114	0.6	14.5	870	3/28/2014 9:12	10.125	29.48	3.117	0.42	13.62	46.78	557.3	24050
IW-114	0.61	14.75	885	3/28/2014 9:27	10.128	29.48	3.147	0.42	13.62	48.04	572.2	24050
IW-114	0.63	15	900	3/28/2014 9:42	10.121	29.47	3.117	0.41	13.62	47.63	567.5	24050
IW-114	0.64	15.25	915	3/28/2014 9:57	10.115	29.47	3.117	0.42	13.61	47.08	561.1	24050
IW-114	0.65	15.5	930	3/28/2014 10:12	10.121	29.47	3.117	0.41	13.61	47.72	568.6	24050
IW-114	0.66	15.75	945	3/28/2014 10:27	10.124	29.47	3.088	0.42	13.61	47.4	564.7	24050
IW-114	0.67	16	960	3/28/2014 10:42	10.124	29.47	3.117	0.42	13.61	46.86	558.2	24050
IW-114	0.68	16.25	975	3/28/2014 10:57	10.13	29.48	3.117	0.42	13.61	48.57	578.5	24050
IW-114	0.69	16.5	990	3/28/2014 11:12	10.128	29.48	3.117	0.42	13.6	47.87	570.1	24050
IW-114	0.7	16.75	1005	3/28/2014 11:27	10.123	29.47	3.117	0.42	13.6	48.67	579.9	24050
IW-114	0.71	17	1020	3/28/2014 11:42	10.127	29.48	3.117	0.42	13.6	48.34	575.8	24050
IW-114	0.72	17.25	1035	3/28/2014 11:57	10.126	29.48	3.117	0.42	13.6	49.29	587.1	24050
IW-114	0.73	17.5	1050	3/28/2014 12:12	10.126	29.48	3.117	0.42	13.59	49.33	587.5	24050
IW-114	0.74	17.75	1065	3/28/2014 12:27	10.129	29.48	3.117	0.42	13.59	48.87	582.1	24050
IW-114	0.75	18	1080	3/28/2014 12:42	10.125	29.47	3.117	0.42	13.59	48.24	574.6	24050
IW-114	0.76	18.25	1095	3/28/2014 12:57	10.12	29.47	3.117	0.42	13.59	48.69	580	24050
IW-114	0.77	18.5	1110	3/28/2014 13:12	10.11	29.46	3.117	0.42	13.59	48.31	575.6	24050
IW-114	0.78	18.75	1125	3/28/2014 13:27	10.098	29.45	3.117	0.42	13.59	48.21	574.7	24050
IW-114	0.79	19	1140	3/28/2014 13:42	10.081	29.43	3.147	0.42	13.58	48.34	576.5	24050
IW-114	0.8	19.25	1155	3/28/2014 13:57	10.075	29.43	3.117	0.42	13.58	48.11	574	24050

IW-114
TROLL 9500 Water Quality Instrument - ISCO Monitoring Data Summary
March-April 2014
Whirlpool Corporation
Fort Smith, Arkansas

Well	Time - Elapsed (Days)	Time - Elapsed (Hours)	Time - Elapsed (Minutes)	Time - Time Stamp	Level/Depth TOC (ft)	Barometric (in Hg)	Battery (volts)	ORP (V)	pH	RDO (mg/L)	RDO (%Saturation)	Conductivity (µS Actual)
IW-114	0.81	19.5	1170	3/28/2014 14:12	10.081	29.43	3.117	0.42	13.58	48.38	576.9	24050
IW-114	0.82	19.75	1185	3/28/2014 14:27	10.084	29.44	3.117	0.42	13.58	48.37	576.8	24050
IW-114	0.83	20	1200	3/28/2014 14:42	10.083	29.44	3.147	0.42	13.57	48.68	580.5	24050
IW-114	0.84	20.25	1215	3/28/2014 14:57	10.08	29.43	3.117	0.42	13.57	48.64	580	24050
IW-114	0.85	20.5	1230	3/28/2014 15:12	10.07	29.42	3.117	0.42	13.57	48.58	579.6	24050
IW-114	0.86	20.75	1245	3/28/2014 15:27	10.077	29.43	3.117	0.42	13.57	51.88	618.7	24050
IW-114	0.88	21	1260	3/28/2014 15:42	10.08	29.43	3.147	0.42	13.57	50.34	600.3	24050
IW-114	0.89	21.25	1275	3/28/2014 15:57	10.081	29.43	3.117	0.42	13.56	49.62	591.7	24050
IW-114	0.9	21.5	1290	3/28/2014 16:12	10.092	29.44	3.117	0.43	13.56	48.54	578.6	24050
IW-114	0.91	21.75	1305	3/28/2014 16:27	10.098	29.45	3.147	0.42	13.56	51.88	618.3	24050
IW-114	0.92	22	1320	3/28/2014 16:42	10.086	29.44	3.117	0.42	13.56	52.15	621.8	24050
IW-114	0.93	22.25	1335	3/28/2014 16:57	10.098	29.45	3.117	0.43	13.56	50	595.9	24050
IW-114	0.94	22.5	1350	3/28/2014 17:12	10.107	29.46	3.147	0.43	13.56	50.48	601.5	24050
IW-114	0.95	22.75	1365	3/28/2014 17:27	10.112	29.46	3.117	0.42	13.55	52.5	625.4	24050
IW-114	0.96	23	1380	3/28/2014 17:42	10.111	29.46	3.088	0.43	13.55	50.92	606.7	24050
IW-114	0.97	23.25	1395	3/28/2014 17:57	10.122	29.47	3.147	0.43	13.55	50.79	604.9	24050
IW-114	0.98	23.5	1410	3/28/2014 18:12	10.139	29.49	3.117	0.43	13.55	52.5	624.9	24050
IW-114	0.99	23.75	1425	3/28/2014 18:27	10.192	29.53	3.117	0.43	13.54	52.16	619.9	24050
IW-114	1	24	1440	3/28/2014 18:42	10.193	29.53	3.117	0.43	13.54	50.78	603.4	24050
IW-114	1.01	24.25	1455	3/28/2014 18:57	10.193	29.53	3.117	0.43	13.54	50.49	599.9	24050
IW-114	1.02	24.5	1470	3/28/2014 19:12	10.195	29.54	3.147	0.43	13.54	50.8	603.5	24050
IW-114	1.03	24.75	1485	3/28/2014 19:27	10.196	29.54	3.117	0.43	13.54	52.5	623.7	24050
IW-114	1.04	25	1500	3/28/2014 19:42	10.197	29.54	3.147	0.43	13.53	51.66	613.8	24050
IW-114	1.05	25.25	1515	3/28/2014 19:57	10.199	29.54	3.147	0.42	13.53	51.03	606.2	24050
IW-114	1.06	25.5	1530	3/28/2014 20:12	10.201	29.54	3.117	0.43	13.53	50.8	603.5	24050
IW-114	1.07	25.75	1545	3/28/2014 20:27	10.204	29.54	3.117	0.44	13.53	52.5	623.6	24050
IW-114	1.08	26	1560	3/28/2014 20:42	10.206	29.55	3.117	0.43	13.52	52.5	623.5	24050
IW-114	1.09	26.25	1575	3/28/2014 20:57	10.209	29.55	3.117	0.44	13.52	52.43	622.7	24050
IW-114	1.1	26.5	1590	3/28/2014 21:12	10.211	29.55	3.117	0.44	13.52	52.1	618.7	24050
IW-114	1.11	26.75	1605	3/28/2014 21:27	10.214	29.55	3.147	0.44	13.52	52.41	622.4	24050
IW-114	1.13	27	1620	3/28/2014 21:42	10.214	29.55	3.117	0.43	13.52	52.5	623.4	24050
IW-114	1.14	27.25	1635	3/28/2014 21:57	10.214	29.55	3.117	0.44	13.51	52.5	623.4	24050
IW-114	1.15	27.5	1650	3/28/2014 22:12	10.216	29.56	3.117	0.44	13.51	52.48	623.1	24050
IW-114	1.16	27.75	1665	3/28/2014 22:27	10.217	29.56	3.117	0.44	13.51	52.5	623.3	24050
IW-114	1.17	28	1680	3/28/2014 22:42	10.218	29.56	3.117	0.44	13.51	52.5	623.2	24050
IW-114	1.18	28.25	1695	3/28/2014 22:57	10.23	29.57	3.147	0.43	13.5	52.5	623	24050
IW-114	1.19	28.5	1710	3/28/2014 23:12	10.255	29.59	3.117	0.43	13.5	52.5	622.5	24050
IW-114	1.2	28.75	1725	3/28/2014 23:27	10.272	29.61	3.147	0.44	13.5	52.5	622.2	24050
IW-114	1.21	29	1740	3/28/2014 23:42	10.284	29.62	3.117	0.44	13.5	52.12	617.5	24050

IW-114
TROLL 9500 Water Quality Instrument - ISCO Monitoring Data Summary
March-April 2014
Whirlpool Corporation
Fort Smith, Arkansas

Well	Time - Elapsed (Days)	Time - Elapsed (Hours)	Time - Elapsed (Minutes)	Time - Time Stamp	Level/Depth TOC (ft)	Barometric (in Hg)	Battery (volts)	ORP (V)	pH	RDO (mg/L)	RDO (%Saturation)	Conductivity (µS Actual)
IW-114	1.22	29.25	1755	3/28/2014 23:57	10.287	29.62	3.117	0.44	13.5	51.81	613.7	24050
IW-114	1.23	29.5	1770	3/29/2014 0:12	10.291	29.62	3.117	0.43	13.5	52.09	616.9	24050
IW-114	1.24	29.75	1785	3/29/2014 0:27	10.3	29.63	3.117	0.44	13.49	52.13	617.2	24050
IW-114	1.25	30	1800	3/29/2014 0:42	10.305	29.64	3.117	0.44	13.49	52.5	621.5	24050
IW-114	1.26	30.25	1815	3/29/2014 0:57	10.31	29.64	3.117	0.45	13.49	52.5	621.4	24050
IW-114	1.27	30.5	1830	3/29/2014 1:12	10.315	29.64	3.147	0.45	13.48	52.5	621.3	24050
IW-114	1.28	30.75	1845	3/29/2014 1:27	10.322	29.65	3.147	0.45	13.48	52.5	621.3	24050
IW-114	1.29	31	1860	3/29/2014 1:42	10.328	29.66	3.117	0.44	13.48	52.5	621.1	24050
IW-114	1.3	31.25	1875	3/29/2014 1:57	10.334	29.66	3.117	0.45	13.48	52.5	621	24050
IW-114	1.31	31.5	1890	3/29/2014 2:12	10.341	29.67	3.147	0.42	13.48	52.5	620.8	24050
IW-114	1.32	31.75	1905	3/29/2014 2:27	10.346	29.67	3.147	0.44	13.48	52.5	620.8	24050
IW-114	1.33	32	1920	3/29/2014 2:42	10.347	29.67	3.147	0.45	13.47	52.5	620.7	24050
IW-114	1.34	32.25	1935	3/29/2014 2:57	10.349	29.67	3.117	0.46	13.47	52.5	620.6	24050
IW-114	1.35	32.5	1950	3/29/2014 3:12	10.347	29.67	3.117	0.46	13.46	52.5	620.7	24050
IW-114	1.36	32.75	1965	3/29/2014 3:27	10.347	29.67	3.147	0.46	13.46	52.5	620.7	24050
IW-114	1.38	33	1980	3/29/2014 3:42	10.355	29.68	3.117	0.45	13.46	52.29	618.1	24050
IW-114	1.39	33.25	1995	3/29/2014 3:57	10.355	29.68	3.117	0.45	13.46	51.86	613	24050
IW-114	1.4	33.5	2010	3/29/2014 4:12	10.354	29.68	3.147	0.45	13.45	51.69	611.1	24050
IW-114	1.41	33.75	2025	3/29/2014 4:27	10.356	29.68	3.117	0.45	13.45	52.5	620.5	24050
IW-114	1.42	34	2040	3/29/2014 4:42	10.36	29.69	3.117	0.46	13.45	52.5	620.5	24050
IW-114	1.43	34.25	2055	3/29/2014 4:57	10.368	29.69	3.147	0.46	13.45	52.5	620.3	24050
IW-114	1.44	34.5	2070	3/29/2014 5:12	10.371	29.7	3.147	0.45	13.45	52.32	618.1	24050
IW-114	1.45	34.75	2085	3/29/2014 5:27	10.379	29.7	3.117	0.46	13.44	52.5	620	24050
IW-114	1.46	35	2100	3/29/2014 5:42	10.385	29.71	3.147	0.46	13.44	52.47	619.5	24050
IW-114	1.47	35.25	2115	3/29/2014 5:57	10.397	29.72	3.117	0.46	13.44	52.5	619.8	24050
IW-114	1.48	35.5	2130	3/29/2014 6:12	10.407	29.73	3.147	0.45	13.44	52.5	619.5	24050
IW-114	1.49	35.75	2145	3/29/2014 6:27	10.419	29.74	3.147	0.46	13.44	52.5	619.2	24050
IW-114	1.5	36	2160	3/29/2014 6:42	10.433	29.75	3.147	0.46	13.43	52.5	619.1	24050
IW-114	1.51	36.25	2175	3/29/2014 6:57	10.434	29.75	3.147	0.46	13.43	52.5	619	24050
IW-114	1.52	36.5	2190	3/29/2014 7:12	10.447	29.77	3.117	0.46	13.43	52.5	618.8	24050
IW-114	1.53	36.75	2205	3/29/2014 7:27	10.459	29.78	3.117	0.46	13.43	52.5	618.5	24050
IW-114	1.54	37	2220	3/29/2014 7:42	10.468	29.78	3.117	0.46	13.43	52.5	618.3	24050
IW-114	1.55	37.25	2235	3/29/2014 7:57	10.478	29.79	3.147	0.46	13.42	52.5	618.2	24050
IW-114	1.56	37.5	2250	3/29/2014 8:12	10.491	29.8	3.117	0.45	13.42	52.5	617.9	24050
IW-114	1.57	37.75	2265	3/29/2014 8:27	10.501	29.81	3.117	0.46	13.42	52.5	617.8	24050
IW-114	1.58	38	2280	3/29/2014 8:42	10.509	29.82	3.117	0.46	13.42	52.5	617.6	24050
IW-114	1.59	38.25	2295	3/29/2014 8:57	10.516	29.83	3.147	0.45	13.42	52.5	617.5	24050
IW-114	1.6	38.5	2310	3/29/2014 9:12	10.519	29.83	3.147	0.45	13.42	52.5	617.4	24050
IW-114	1.61	38.75	2325	3/29/2014 9:27	10.525	29.83	3.117	0.45	13.42	52.5	617.3	24050

IW-114
TROLL 9500 Water Quality Instrument - ISCO Monitoring Data Summary
March-April 2014
Whirlpool Corporation
Fort Smith, Arkansas

Well	Time - Elapsed (Days)	Time - Elapsed (Hours)	Time - Elapsed (Minutes)	Time - Time Stamp	Level/Depth TOC (ft)	Barometric (in Hg)	Battery (volts)	ORP (V)	pH	RDO (mg/L)	RDO (%Saturation)	Conductivity (µS Actual)
IW-114	1.63	39	2340	3/29/2014 9:42	10.527	29.84	3.117	0.45	13.42	52.5	617.3	24050
IW-114	1.64	39.25	2355	3/29/2014 9:57	10.527	29.84	3.117	0.45	13.41	52.5	617.2	24050
IW-114	1.65	39.5	2370	3/29/2014 10:12	10.525	29.84	3.117	0.46	13.41	52.5	617.1	24050
IW-114	1.66	39.75	2385	3/29/2014 10:27	10.528	29.84	3.147	0.46	13.41	52.5	616.9	24050
IW-114	1.67	40	2400	3/29/2014 10:42	10.54	29.85	3.147	0.46	13.41	52.5	616.8	24050
IW-114	1.68	40.25	2415	3/29/2014 10:57	10.533	29.84	3.117	0.46	13.41	52.5	616.9	24050
IW-114	1.69	40.5	2430	3/29/2014 11:12	10.528	29.84	3.147	0.46	13.4	52.5	616.9	24050
IW-114	1.7	40.75	2445	3/29/2014 11:27	10.531	29.84	3.117	0.45	13.4	52.5	616.9	24050
IW-114	1.71	41	2460	3/29/2014 11:42	10.53	29.84	3.147	0.45	13.4	52.5	616.9	24050
IW-114	1.72	41.25	2475	3/29/2014 11:57	10.53	29.84	3.147	0.45	13.4	52.5	616.9	24050
IW-114	1.73	41.5	2490	3/29/2014 12:12	10.527	29.84	3.117	0.45	13.4	52.5	617.1	24050
IW-114	1.74	41.75	2505	3/29/2014 12:27	10.527	29.84	3.117	0.46	13.39	52.5	617.1	24050
IW-114	1.75	42	2520	3/29/2014 12:42	10.522	29.83	3.117	0.46	13.39	52.5	617.1	24050
IW-114	1.76	42.25	2535	3/29/2014 12:57	10.521	29.83	3.147	0.46	13.39	52.5	617.1	24050
IW-114	1.77	42.5	2550	3/29/2014 13:12	10.522	29.83	3.147	0.45	13.39	52.5	617.1	24050
IW-114	1.78	42.75	2565	3/29/2014 13:27	10.519	29.83	3.117	0.45	13.39	52.5	617	24050
IW-114	1.79	43	2580	3/29/2014 13:42	10.519	29.83	3.147	0.44	13.38	52.5	617.1	24050
IW-114	1.8	43.25	2595	3/29/2014 13:57	10.513	29.82	3.117	0.45	13.38	52.5	617.2	24050
IW-114	1.81	43.5	2610	3/29/2014 14:12	10.508	29.82	3.117	0.45	13.38	52.5	617.3	24050
IW-114	1.82	43.75	2625	3/29/2014 14:27	10.505	29.82	3.117	0.45	13.38	52.5	617.3	24050
IW-114	1.83	44	2640	3/29/2014 14:42	10.501	29.81	3.147	0.45	13.38	52.5	617.5	24050
IW-114	1.84	44.25	2655	3/29/2014 14:57	10.493	29.8	3.147	0.45	13.38	52.5	617.6	24050
IW-114	1.85	44.5	2670	3/29/2014 15:12	10.484	29.8	3.117	0.45	13.38	52.5	617.7	24050
IW-114	1.86	44.75	2685	3/29/2014 15:27	10.479	29.79	3.147	0.45	13.38	52.5	618	24050
IW-114	1.88	45	2700	3/29/2014 15:42	10.476	29.79	3.117	0.45	13.37	52.5	618	24050
IW-114	1.89	45.25	2715	3/29/2014 15:57	10.469	29.78	3.117	0.45	13.37	52.5	618.1	24050
IW-114	1.9	45.5	2730	3/29/2014 16:12	10.466	29.78	3.117	0.45	13.37	52.5	618.1	24050
IW-114	1.91	45.75	2745	3/29/2014 16:27	10.462	29.78	3.117	0.45	13.37	52.5	618.3	24050
IW-114	1.92	46	2760	3/29/2014 16:42	10.461	29.78	3.117	0.45	13.37	52.5	618.2	24050
IW-114	1.93	46.25	2775	3/29/2014 16:57	10.455	29.77	3.117	0.45	13.37	52.5	618.4	24050
IW-114	1.94	46.5	2790	3/29/2014 17:12	10.451	29.77	3.147	0.45	13.37	52.5	618.5	24050
IW-114	1.95	46.75	2805	3/29/2014 17:27	10.451	29.77	3.117	0.45	13.37	52.5	618.5	24050
IW-114	1.96	47	2820	3/29/2014 17:42	10.454	29.77	3.117	0.45	13.37	52.5	618.5	24050
IW-114	1.97	47.25	2835	3/29/2014 17:57	10.451	29.77	3.117	0.44	13.36	52.5	618.5	24050
IW-114	1.98	47.5	2850	3/29/2014 18:12	10.451	29.77	3.147	0.44	13.36	52.5	618.5	24050
IW-114	1.99	47.75	2865	3/29/2014 18:27	10.448	29.77	3.117	0.44	13.36	52.5	618.5	24050
IW-114	2	48	2880	3/29/2014 18:42	10.45	29.77	3.117	0.45	13.36	52.5	618.5	24050
IW-114	2.01	48.25	2895	3/29/2014 18:57	10.453	29.77	3.117	0.44	13.36	52.5	618.4	24050
IW-114	2.02	48.5	2910	3/29/2014 19:12	10.452	29.77	3.117	0.44	13.36	52.5	618.5	24050

IW-114
TROLL 9500 Water Quality Instrument - ISCO Monitoring Data Summary
March-April 2014
Whirlpool Corporation
Fort Smith, Arkansas

Well	Time - Elapsed (Days)	Time - Elapsed (Hours)	Time - Elapsed (Minutes)	Time - Time Stamp	Level/Depth TOC (ft)	Barometric (in Hg)	Battery (volts)	ORP (V)	pH	RDO (mg/L)	RDO (%Saturation)	Conductivity (µS Actual)
IW-114	2.03	48.75	2925	3/29/2014 19:27	10.457	29.77	3.147	0.44	13.35	52.5	618.4	24050
IW-114	2.04	49	2940	3/29/2014 19:42	10.457	29.77	3.147	0.44	13.35	52.5	618.4	24050
IW-114	2.05	49.25	2955	3/29/2014 19:57	10.454	29.77	3.147	0.44	13.35	52.5	618.5	24050
IW-114	2.06	49.5	2970	3/29/2014 20:12	10.458	29.77	3.117	0.43	13.35	52.5	618.3	24050
IW-114	2.07	49.75	2985	3/29/2014 20:27	10.458	29.78	3.147	0.44	13.35	52.5	618.4	24050
IW-114	2.08	50	3000	3/29/2014 20:42	10.465	29.78	3.147	0.44	13.35	52.5	618.2	24050
IW-114	2.09	50.25	3015	3/29/2014 20:57	10.47	29.79	3.117	0.44	13.34	52.5	618.1	24050
IW-114	2.1	50.5	3030	3/29/2014 21:12	10.474	29.79	3.117	0.44	13.34	52.5	618	24050
IW-114	2.11	50.75	3045	3/29/2014 21:27	10.479	29.79	3.147	0.44	13.34	52.5	618	24050
IW-114	2.13	51	3060	3/29/2014 21:42	10.481	29.8	3.117	0.44	13.34	52.5	618	24050
IW-114	2.14	51.25	3075	3/29/2014 21:57	10.479	29.79	3.147	0.44	13.34	52.5	618	24050
IW-114	2.15	51.5	3090	3/29/2014 22:12	10.482	29.8	3.147	0.44	13.34	52.5	617.9	24050
IW-114	2.16	51.75	3105	3/29/2014 22:27	10.484	29.8	3.117	0.42	13.34	52.5	617.9	24050
IW-114	2.17	52	3120	3/29/2014 22:42	10.487	29.8	3.147	0.44	13.33	52.5	617.9	24050
IW-114	2.18	52.25	3135	3/29/2014 22:57	10.495	29.81	3.147	0.44	13.33	52.5	617.8	24050
IW-114	2.19	52.5	3150	3/29/2014 23:12	10.506	29.82	3.147	0.44	13.33	52.5	617.6	24050
IW-114	2.2	52.75	3165	3/29/2014 23:27	10.51	29.82	3.147	0.44	13.33	52.5	617.5	24050
IW-114	2.21	53	3180	3/29/2014 23:42	10.51	29.82	3.117	0.46	13.32	52.5	617.5	24050
IW-114	2.22	53.25	3195	3/29/2014 23:57	10.506	29.82	3.117	0.46	13.32	52.5	617.5	24050
IW-114	2.23	53.5	3210	3/30/2014 0:12	10.504	29.82	3.117	0.46	13.32	52.5	617.6	24050
IW-114	2.24	53.75	3225	3/30/2014 0:27	10.506	29.82	3.147	0.46	13.32	52.5	617.5	24050
IW-114	2.25	54	3240	3/30/2014 0:42	10.508	29.82	3.117	0.46	13.31	52.5	617.6	24050
IW-114	2.26	54.25	3255	3/30/2014 0:57	10.501	29.81	3.147	0.45	13.31	52.5	617.6	24050
IW-114	2.27	54.5	3270	3/30/2014 1:12	10.5	29.81	3.147	0.45	13.31	52.5	617.5	24050
IW-114	2.28	54.75	3285	3/30/2014 1:27	10.493	29.81	3.147	0.45	13.31	52.5	617.8	24050
IW-114	2.29	55	3300	3/30/2014 1:42	10.492	29.81	3.117	0.45	13.31	52.5	617.8	24050
IW-114	2.3	55.25	3315	3/30/2014 1:57	10.495	29.81	3.147	0.45	13.31	52.5	617.8	24050
IW-114	2.31	55.5	3330	3/30/2014 2:12	10.488	29.8	3.147	0.45	13.31	52.5	617.9	24050
IW-114	2.32	55.75	3345	3/30/2014 2:27	10.485	29.8	3.147	0.45	13.31	52.5	617.9	24050
IW-114	2.33	56	3360	3/30/2014 2:42	10.486	29.8	3.117	0.45	13.3	52.5	618	24050
IW-114	2.34	56.25	3375	3/30/2014 2:57	10.489	29.8	3.117	0.45	13.3	52.5	618	24050
IW-114	2.35	56.5	3390	3/30/2014 3:12	10.487	29.8	3.147	0.45	13.3	52.5	617.9	24050
IW-114	2.36	56.75	3405	3/30/2014 3:27	10.486	29.8	3.147	0.45	13.3	52.5	618	24050
IW-114	2.38	57	3420	3/30/2014 3:42	10.49	29.8	3.117	0.45	13.3	52.5	617.9	24050
IW-114	2.39	57.25	3435	3/30/2014 3:57	10.477	29.79	3.117	0.45	13.3	52.5	618.2	24050
IW-114	2.4	57.5	3450	3/30/2014 4:12	10.472	29.79	3.147	0.45	13.29	52.5	618.2	24050
IW-114	2.41	57.75	3465	3/30/2014 4:27	10.467	29.78	3.147	0.45	13.29	52.5	618.3	24050
IW-114	2.42	58	3480	3/30/2014 4:42	10.464	29.78	3.147	0.45	13.29	52.5	618.4	24050
IW-114	2.43	58.25	3495	3/30/2014 4:57	10.462	29.78	3.117	0.45	13.29	52.5	618.4	24050

IW-114
TROLL 9500 Water Quality Instrument - ISCO Monitoring Data Summary
March-April 2014
Whirlpool Corporation
Fort Smith, Arkansas

Well	Time - Elapsed (Days)	Time - Elapsed (Hours)	Time - Elapsed (Minutes)	Time - Time Stamp	Level/Depth TOC (ft)	Barometric (in Hg)	Battery (volts)	ORP (V)	pH	RDO (mg/L)	RDO (%Saturation)	Conductivity (µS Actual)
IW-114	2.44	58.5	3510	3/30/2014 5:12	10.467	29.78	3.117	0.45	13.29	52.5	618.4	24050
IW-114	2.45	58.75	3525	3/30/2014 5:27	10.467	29.78	3.147	0.44	13.29	52.5	618.5	24050
IW-114	2.46	59	3540	3/30/2014 5:42	10.466	29.78	3.117	0.45	13.29	52.5	618.5	24050
IW-114	2.47	59.25	3555	3/30/2014 5:57	10.463	29.78	3.147	0.45	13.28	52.5	618.6	24050
IW-114	2.48	59.5	3570	3/30/2014 6:12	10.468	29.78	3.117	0.44	13.28	52.5	618.4	24050
IW-114	2.49	59.75	3585	3/30/2014 6:27	10.475	29.79	3.117	0.45	13.28	52.5	618.3	24050
IW-114	2.5	60	3600	3/30/2014 6:42	10.478	29.79	3.117	0.45	13.28	52.5	618.2	24050
IW-114	2.51	60.25	3615	3/30/2014 6:57	10.481	29.8	3.147	0.45	13.28	52.5	618.2	24050
IW-114	2.52	60.5	3630	3/30/2014 7:12	10.481	29.8	3.117	0.43	13.28	52.5	618.1	24050
IW-114	2.53	60.75	3645	3/30/2014 7:27	10.481	29.8	3.147	0.44	13.28	52.5	618.1	24050
IW-114	2.54	61	3660	3/30/2014 7:42	10.487	29.8	3.117	0.44	13.27	52.5	618	24050
IW-114	2.55	61.25	3675	3/30/2014 7:57	10.483	29.8	3.147	0.44	13.27	52.5	618.1	24050
IW-114	2.56	61.5	3690	3/30/2014 8:12	10.481	29.8	3.147	0.44	13.27	52.5	618.2	24050
IW-114	2.57	61.75	3705	3/30/2014 8:27	10.481	29.8	3.147	0.44	13.27	52.5	618.2	24050
IW-114	2.58	62	3720	3/30/2014 8:42	10.485	29.8	3.117	0.44	13.27	52.5	618	24050
IW-114	2.59	62.25	3735	3/30/2014 8:57	10.486	29.8	3.117	0.44	13.27	52.5	618.1	24050
IW-114	2.6	62.5	3750	3/30/2014 9:12	10.489	29.81	3.147	0.44	13.27	52.5	618	24050
IW-114	2.61	62.75	3765	3/30/2014 9:27	10.49	29.81	3.147	0.44	13.27	52.5	618	24050
IW-114	2.63	63	3780	3/30/2014 9:42	10.489	29.81	3.117	0.44	13.26	52.5	618	24050
IW-114	2.64	63.25	3795	3/30/2014 9:57	10.491	29.81	3.147	0.44	13.26	52.5	618	24050
IW-114	2.65	63.5	3810	3/30/2014 10:12	10.489	29.81	3.147	0.44	13.26	52.5	618	24050
IW-114	2.66	63.75	3825	3/30/2014 10:27	10.494	29.81	3.147	0.44	13.26	52.5	618	24050
IW-114	2.67	64	3840	3/30/2014 10:42	10.491	29.81	3.117	0.44	13.26	52.5	618	24050
IW-114	2.68	64.25	3855	3/30/2014 10:57	10.489	29.8	3.117	0.44	13.26	52.5	618.2	24050
IW-114	2.69	64.5	3870	3/30/2014 11:12	10.489	29.81	3.117	0.44	13.25	52.5	618.1	24050
IW-114	2.7	64.75	3885	3/30/2014 11:27	10.481	29.8	3.176	0.44	13.25	52.5	618.2	24050
IW-114	2.71	65	3900	3/30/2014 11:42	10.472	29.79	3.147	0.44	13.25	52.5	618.4	24050
IW-114	2.72	65.25	3915	3/30/2014 11:57	10.463	29.78	3.147	0.44	13.25	52.5	618.6	24050
IW-114	2.73	65.5	3930	3/30/2014 12:12	10.454	29.77	3.147	0.44	13.25	52.5	618.7	24050
IW-114	2.74	65.75	3945	3/30/2014 12:27	10.442	29.76	3.147	0.44	13.25	52.5	619	24050
IW-114	2.75	66	3960	3/30/2014 12:42	10.435	29.75	3.147	0.44	13.25	52.5	619.3	24050
IW-114	2.76	66.25	3975	3/30/2014 12:57	10.424	29.74	3.147	0.45	13.24	52.5	619.4	24050
IW-114	2.77	66.5	3990	3/30/2014 13:12	10.415	29.74	3.147	0.46	13.24	52.5	619.6	24050
IW-114	2.78	66.75	4005	3/30/2014 13:27	10.404	29.73	3.117	0.45	13.24	52.5	619.8	24050
IW-114	2.79	67	4020	3/30/2014 13:42	10.393	29.72	3.147	0.45	13.24	52.5	620.1	24050
IW-114	2.8	67.25	4035	3/30/2014 13:57	10.382	29.71	3.117	0.45	13.23	52.5	620.2	24050
IW-114	2.81	67.5	4050	3/30/2014 14:12	10.373	29.7	3.147	0.45	13.23	52.5	620.5	24050
IW-114	2.82	67.75	4065	3/30/2014 14:27	10.361	29.69	3.147	0.45	13.23	52.5	620.7	24050
IW-114	2.83	68	4080	3/30/2014 14:42	10.344	29.67	3.147	0.45	13.23	52.5	621.1	24050

IW-114
TROLL 9500 Water Quality Instrument - ISCO Monitoring Data Summary
March-April 2014
Whirlpool Corporation
Fort Smith, Arkansas

Well	Time - Elapsed (Days)	Time - Elapsed (Hours)	Time - Elapsed (Minutes)	Time - Time Stamp	Level/Depth TOC (ft)	Barometric (in Hg)	Battery (volts)	ORP (V)	pH	RDO (mg/L)	RDO (%Saturation)	Conductivity (µS Actual)
IW-114	2.84	68.25	4095	3/30/2014 14:57	10.335	29.66	3.117	0.45	13.23	52.5	621.2	24050
IW-114	2.85	68.5	4110	3/30/2014 15:12	10.322	29.65	3.117	0.45	13.23	52.5	621.4	24050
IW-114	2.86	68.75	4125	3/30/2014 15:27	10.31	29.64	3.147	0.45	13.23	52.5	621.7	24050
IW-114	2.88	69	4140	3/30/2014 15:42	10.298	29.63	3.147	0.45	13.23	52.5	622	24050
IW-114	2.89	69.25	4155	3/30/2014 15:57	10.287	29.62	3.117	0.45	13.22	52.5	622.2	24050
IW-114	2.9	69.5	4170	3/30/2014 16:12	10.278	29.61	3.117	0.45	13.22	52.5	622.3	24050
IW-114	2.91	69.75	4185	3/30/2014 16:27	10.267	29.6	3.117	0.45	13.22	52.5	622.6	24050
IW-114	2.92	70	4200	3/30/2014 16:42	10.266	29.6	3.147	0.45	13.22	52.5	622.7	24050
IW-114	2.93	70.25	4215	3/30/2014 16:57	10.258	29.59	3.147	0.45	13.22	52.5	622.8	24050
IW-114	2.94	70.5	4230	3/30/2014 17:12	10.253	29.59	3.117	0.44	13.22	52.5	622.8	24050
IW-114	2.95	70.75	4245	3/30/2014 17:27	10.246	29.58	3.176	0.45	13.22	52.5	623	24050
IW-114	2.96	71	4260	3/30/2014 17:42	10.241	29.58	3.147	0.45	13.22	52.5	623.1	24050
IW-114	2.97	71.25	4275	3/30/2014 17:57	10.239	29.57	3.117	0.45	13.21	52.5	623.2	24050
IW-114	2.98	71.5	4290	3/30/2014 18:12	10.233	29.57	3.147	0.45	13.21	52.5	623.3	24050
IW-114	2.99	71.75	4305	3/30/2014 18:27	10.23	29.57	3.147	0.44	13.21	52.5	623.4	24050
IW-114	3	72	4320	3/30/2014 18:42	10.232	29.57	3.117	0.44	13.21	52.5	623.4	24050
IW-114	3.01	72.25	4335	3/30/2014 18:57	10.233	29.57	3.117	0.44	13.21	52.5	623.3	24050
IW-114	3.02	72.5	4350	3/30/2014 19:12	10.232	29.57	3.147	0.45	13.21	52.5	623.4	24050
IW-114	3.03	72.75	4365	3/30/2014 19:27	10.229	29.56	3.147	0.44	13.21	52.5	623.5	24050
IW-114	3.04	73	4380	3/30/2014 19:42	10.228	29.56	3.117	0.44	13.21	52.5	623.5	24050
IW-114	3.05	73.25	4395	3/30/2014 19:57	10.228	29.56	3.117	0.44	13.2	52.5	623.5	24050
IW-114	3.06	73.5	4410	3/30/2014 20:12	10.228	29.56	3.147	0.44	13.2	52.5	623.5	24050
IW-114	3.07	73.75	4425	3/30/2014 20:27	10.231	29.57	3.117	0.44	13.2	52.5	623.4	24050
IW-114	3.08	74	4440	3/30/2014 20:42	10.231	29.57	3.117	0.44	13.2	52.5	623.4	24050
IW-114	3.09	74.25	4455	3/30/2014 20:57	10.234	29.57	3.147	0.44	13.2	52.5	623.4	24050
IW-114	3.1	74.5	4470	3/30/2014 21:12	10.235	29.57	3.117	0.44	13.2	52.5	623.3	24050
IW-114	3.11	74.75	4485	3/30/2014 21:27	10.235	29.57	3.147	0.44	13.2	52.5	623.4	24050
IW-114	3.13	75	4500	3/30/2014 21:42	10.238	29.57	3.147	0.44	13.2	52.5	623.4	24050
IW-114	3.14	75.25	4515	3/30/2014 21:57	10.24	29.57	3.147	0.44	13.2	52.5	623.3	24050
IW-114	3.15	75.5	4530	3/30/2014 22:12	10.237	29.57	3.117	0.44	13.2	52.5	623.4	24050
IW-114	3.16	75.75	4545	3/30/2014 22:27	10.233	29.57	3.117	0.44	13.19	52.5	623.4	24050
IW-114	3.17	76	4560	3/30/2014 22:42	10.226	29.56	3.147	0.44	13.19	52.5	623.6	24050
IW-114	3.18	76.25	4575	3/30/2014 22:57	10.224	29.56	3.117	0.44	13.19	52.5	623.6	24050
IW-114	3.19	76.5	4590	3/30/2014 23:12	10.225	29.56	3.147	0.44	13.19	52.5	623.7	24050
IW-114	3.2	76.75	4605	3/30/2014 23:27	10.224	29.56	3.147	0.44	13.19	52.5	623.7	24050
IW-114	3.21	77	4620	3/30/2014 23:42	10.218	29.55	3.147	0.43	13.19	52.5	623.8	24050
IW-114	3.22	77.25	4635	3/30/2014 23:57	10.216	29.55	3.147	0.44	13.19	52.5	623.9	24050
IW-114	3.23	77.5	4650	3/31/2014 0:12	10.212	29.55	3.147	0.44	13.18	52.5	624	24050
IW-114	3.24	77.75	4665	3/31/2014 0:27	10.216	29.55	3.117	0.44	13.18	52.5	623.9	24050

IW-114
TROLL 9500 Water Quality Instrument - ISCO Monitoring Data Summary
March-April 2014
Whirlpool Corporation
Fort Smith, Arkansas

Well	Time - Elapsed (Days)	Time - Elapsed (Hours)	Time - Elapsed (Minutes)	Time - Time Stamp	Level/Depth TOC (ft)	Barometric (in Hg)	Battery (volts)	ORP (V)	pH	RDO (mg/L)	RDO (%Saturation)	Conductivity (µS Actual)
IW-114	3.25	78	4680	3/31/2014 0:42	10.216	29.55	3.117	0.44	13.18	52.5	623.9	24050
IW-114	3.26	78.25	4695	3/31/2014 0:57	10.221	29.56	3.117	0.44	13.18	52.5	623.9	24050
IW-114	3.27	78.5	4710	3/31/2014 1:12	10.221	29.56	3.147	0.44	13.18	52.5	623.8	24050
IW-114	3.28	78.75	4725	3/31/2014 1:27	10.222	29.56	3.147	0.44	13.18	52.5	623.8	24050
IW-114	3.29	79	4740	3/31/2014 1:42	10.225	29.56	3.147	0.44	13.18	52.5	623.8	24050
IW-114	3.3	79.25	4755	3/31/2014 1:57	10.216	29.55	3.117	0.44	13.18	52.5	623.8	24050
IW-114	3.31	79.5	4770	3/31/2014 2:12	10.205	29.54	3.147	0.44	13.17	52.5	624.1	24050
IW-114	3.32	79.75	4785	3/31/2014 2:27	10.196	29.53	3.117	0.44	13.17	52.5	624.3	24050
IW-114	3.33	80	4800	3/31/2014 2:42	10.19	29.53	3.147	0.44	13.17	52.5	624.5	24050
IW-114	3.34	80.25	4815	3/31/2014 2:57	10.193	29.53	3.147	0.44	13.17	52.5	624.4	24050
IW-114	3.35	80.5	4830	3/31/2014 3:12	10.189	29.53	3.147	0.44	13.17	52.5	624.5	24050
IW-114	3.36	80.75	4845	3/31/2014 3:27	10.183	29.52	3.147	0.45	13.17	52.5	624.6	24050
IW-114	3.38	81	4860	3/31/2014 3:42	10.179	29.52	3.117	0.45	13.17	52.5	624.8	24050
IW-114	3.39	81.25	4875	3/31/2014 3:57	10.172	29.51	3.147	0.45	13.17	52.5	624.8	24050
IW-114	3.4	81.5	4890	3/31/2014 4:12	10.173	29.51	3.117	0.45	13.16	52.5	624.9	24050
IW-114	3.41	81.75	4905	3/31/2014 4:27	10.164	29.5	3.117	0.45	13.16	52.5	625	24050
IW-114	3.42	82	4920	3/31/2014 4:42	10.159	29.5	3.117	0.44	13.16	52.5	625.1	24050
IW-114	3.43	82.25	4935	3/31/2014 4:57	10.156	29.5	3.147	0.44	13.16	52.5	625.2	24050
IW-114	3.44	82.5	4950	3/31/2014 5:12	10.15	29.49	3.147	0.44	13.16	52.5	625.3	24050
IW-114	3.45	82.75	4965	3/31/2014 5:27	10.147	29.49	3.147	0.44	13.16	52.5	625.3	24050
IW-114	3.46	83	4980	3/31/2014 5:42	10.146	29.49	3.147	0.44	13.16	52.5	625.4	24050
IW-114	3.47	83.25	4995	3/31/2014 5:57	10.146	29.49	3.117	0.44	13.16	52.5	625.4	24050
IW-114	3.48	83.5	5010	3/31/2014 6:12	10.146	29.49	3.117	0.44	13.15	52.5	625.5	24050
IW-114	3.49	83.75	5025	3/31/2014 6:27	10.145	29.49	3.117	0.44	13.15	52.5	625.4	24050
IW-114	3.5	84	5040	3/31/2014 6:42	10.152	29.49	3.117	0.44	13.15	52.5	625.3	24050
IW-114	3.51	84.25	5055	3/31/2014 6:57	10.158	29.5	3.147	0.44	13.15	52.5	625.2	24050
IW-114	3.52	84.5	5070	3/31/2014 7:12	10.164	29.5	3.147	0.44	13.15	52.5	625.1	24050
IW-114	3.53	84.75	5085	3/31/2014 7:27	10.166	29.51	3.147	0.44	13.15	52.5	625.1	24050
IW-114	3.54	85	5100	3/31/2014 7:42	10.166	29.5	3.147	0.44	13.15	52.5	625.1	24050
IW-114	3.55	85.25	5115	3/31/2014 7:57	10.18	29.52	3.117	0.43	13.15	52.5	624.7	24050
IW-114	3.56	85.5	5130	3/31/2014 8:12	10.186	29.52	3.147	0.44	13.15	52.5	624.7	24050
IW-114	3.57	85.75	5145	3/31/2014 8:27	10.184	29.52	3.147	0.44	13.14	52.5	624.8	24050
IW-114	3.58	86	5160	3/31/2014 8:42	10.188	29.52	3.147	0.44	13.14	52.5	624.7	24050
IW-114	3.59	86.25	5175	3/31/2014 8:57	10.193	29.53	3.147	0.44	13.14	52.5	624.6	24050
IW-114	3.6	86.5	5190	3/31/2014 9:12	10.201	29.53	3.147	0.45	13.14	52.5	624.5	24050
IW-114	3.61	86.75	5205	3/31/2014 9:27	10.201	29.53	3.117	0.45	13.14	52.5	624.6	24050
IW-114	3.63	87	5220	3/31/2014 9:42	10.2	29.52	3.147	0.45	13.13	52.5	624.8	24050
IW-114	3.64	87.25	5235	3/31/2014 9:57	10.201	29.52	3.147	0.45	13.13	52.5	624.8	24050
IW-114	3.65	87.5	5250	3/31/2014 10:12	10.171	29.5	3.147	0.45	13.13	52.5	625.2	24050

IW-114
TROLL 9500 Water Quality Instrument - ISCO Monitoring Data Summary
March-April 2014
Whirlpool Corporation
Fort Smith, Arkansas

Well	Time - Elapsed (Days)	Time - Elapsed (Hours)	Time - Elapsed (Minutes)	Time - Time Stamp	Level/Depth TOC (ft)	Barometric (in Hg)	Battery (volts)	ORP (V)	pH	RDO (mg/L)	RDO (%Saturation)	Conductivity (µS Actual)
IW-114	3.66	87.75	5265	3/31/2014 10:27	10.158	29.49	3.117	0.45	13.13	52.5	625.4	24050
IW-114	3.67	88	5280	3/31/2014 10:42	10.169	29.5	3.147	0.45	13.13	52.5	625.3	24050
IW-114	3.68	88.25	5295	3/31/2014 10:57	10.166	29.5	3.117	0.45	13.13	52.5	625.3	24050
IW-114	3.69	88.5	5310	3/31/2014 11:12	10.148	29.48	3.117	0.45	13.13	52.5	625.6	24050
IW-114	3.7	88.75	5325	3/31/2014 11:27	10.135	29.47	3.147	0.45	13.12	52.5	626	24050
IW-114	3.71	89	5340	3/31/2014 11:42	10.136	29.47	3.117	0.45	13.12	52.5	625.9	24050
IW-114	3.72	89.25	5355	3/31/2014 11:57	10.174	29.5	3.147	0.45	13.12	52.5	625.2	24050
IW-114	3.73	89.5	5370	3/31/2014 12:12	10.178	29.51	3.147	0.44	13.12	52.5	625.1	24050
IW-114	3.74	89.75	5385	3/31/2014 12:27	10.165	29.5	3.117	0.45	13.12	52.5	625.4	24050
IW-114	3.75	90	5400	3/31/2014 12:42	10.155	29.49	3.117	0.45	13.12	52.5	625.6	24050
IW-114	3.76	90.25	5415	3/31/2014 12:57	10.159	29.49	3.117	0.45	13.12	52.5	625.4	24050
IW-114	3.77	90.5	5430	3/31/2014 13:12	10.186	29.52	3.147	0.45	13.12	52.5	625	24050
IW-114	3.78	90.75	5445	3/31/2014 13:27	10.168	29.5	3.147	0.45	13.11	52.5	625.4	24050
IW-114	3.79	91	5460	3/31/2014 13:42	10.151	29.48	3.147	0.44	13.11	52.5	625.7	24050
IW-114	3.8	91.25	5475	3/31/2014 13:57	10.135	29.47	3.117	0.45	13.11	52.5	626	24050
IW-114	3.81	91.5	5490	3/31/2014 14:12	10.122	29.46	3.117	0.45	13.11	52.5	626.2	24050
IW-114	3.82	91.75	5505	3/31/2014 14:27	10.119	29.46	3.147	0.44	13.11	52.5	626.3	24050
IW-114	3.83	92	5520	3/31/2014 14:42	10.138	29.47	3.147	0.44	13.11	52.5	625.9	24050
IW-114	3.84	92.25	5535	3/31/2014 14:57	10.173	29.5	3.147	0.44	13.11	52.5	625.3	24050
IW-114	3.85	92.5	5550	3/31/2014 15:12	10.186	29.51	3.117	0.44	13.11	52.5	625	24050
IW-114	3.86	92.75	5565	3/31/2014 15:27	10.197	29.52	3.147	0.44	13.1	52.5	624.8	24050
IW-114	3.88	93	5580	3/31/2014 15:42	10.193	29.52	3.117	0.44	13.1	52.5	624.8	24050
IW-114	3.89	93.25	5595	3/31/2014 15:57	10.14	29.47	3.147	0.45	13.1	52.5	625.9	24050
IW-114	3.9	93.5	5610	3/31/2014 16:12	10.101	29.44	3.147	0.45	13.1	52.5	626.7	24050
IW-114	3.91	93.75	5625	3/31/2014 16:27	10.096	29.43	3.147	0.45	13.1	52.5	626.8	24050
IW-114	3.92	94	5640	3/31/2014 16:42	10.094	29.43	3.117	0.44	13.1	52.5	626.9	24050
IW-114	3.93	94.25	5655	3/31/2014 16:57	10.102	29.44	3.147	0.44	13.1	52.5	626.7	24050
IW-114	3.94	94.5	5670	3/31/2014 17:12	10.104	29.44	3.147	0.44	13.1	52.5	626.7	24050
IW-114	3.95	94.75	5685	3/31/2014 17:27	10.108	29.45	3.147	0.44	13.1	52.5	626.6	24050
IW-114	3.96	95	5700	3/31/2014 17:42	10.11	29.45	3.147	0.44	13.1	52.5	626.5	24050
IW-114	3.97	95.25	5715	3/31/2014 17:57	10.115	29.45	3.147	0.44	13.1	52.5	626.5	24050
IW-114	3.98	95.5	5730	3/31/2014 18:12	10.121	29.46	3.117	0.44	13.1	52.5	626.3	24050
IW-114	3.99	95.75	5745	3/31/2014 18:27	10.118	29.45	3.147	0.44	13.1	52.5	626.4	24050
IW-114	4	96	5760	3/31/2014 18:42	10.128	29.46	3.117	0.44	13.09	52.5	626.2	24050
IW-114	4.01	96.25	5775	3/31/2014 18:57	10.139	29.47	3.117	0.44	13.09	52.5	626	24050
IW-114	4.02	96.5	5790	3/31/2014 19:12	10.139	29.47	3.147	0.44	13.09	52.5	626.1	24050
IW-114	4.03	96.75	5805	3/31/2014 19:27	10.134	29.47	3.117	0.44	13.09	52.5	626.1	24050
IW-114	4.04	97	5820	3/31/2014 19:42	10.135	29.47	3.147	0.44	13.09	52.5	626	24050
IW-114	4.05	97.25	5835	3/31/2014 19:57	10.137	29.47	3.147	0.44	13.09	52.5	626.1	24050

IW-114
TROLL 9500 Water Quality Instrument - ISCO Monitoring Data Summary
March-April 2014
Whirlpool Corporation
Fort Smith, Arkansas

Well	Time - Elapsed (Days)	Time - Elapsed (Hours)	Time - Elapsed (Minutes)	Time - Time Stamp	Level/Depth TOC (ft)	Barometric (in Hg)	Battery (volts)	ORP (V)	pH	RDO (mg/L)	RDO (%Saturation)	Conductivity (µS Actual)
IW-114	4.06	97.5	5850	3/31/2014 20:12	10.135	29.47	3.147	0.42	13.09	52.5	626.1	24050
IW-114	4.07	97.75	5865	3/31/2014 20:27	10.127	29.46	3.117	0.44	13.09	52.5	626.3	24050
IW-114	4.08	98	5880	3/31/2014 20:42	10.13	29.46	3.147	0.44	13.09	52.5	626.3	24050
IW-114	4.09	98.25	5895	3/31/2014 20:57	10.135	29.47	3.147	0.44	13.09	52.5	626.2	24050
IW-114	4.1	98.5	5910	3/31/2014 21:12	10.142	29.48	3.147	0.44	13.08	52.5	626	24050
IW-114	4.11	98.75	5925	3/31/2014 21:27	10.145	29.48	3.117	0.44	13.08	52.5	626	24050
IW-114	4.13	99	5940	3/31/2014 21:42	10.159	29.49	3.117	0.44	13.08	52.5	625.7	24050
IW-114	4.14	99.25	5955	3/31/2014 21:57	10.168	29.5	3.147	0.42	13.08	52.5	625.5	24050
IW-114	4.15	99.5	5970	3/31/2014 22:12	10.17	29.5	3.147	0.44	13.08	52.5	625.5	24050
IW-114	4.16	99.75	5985	3/31/2014 22:27	10.175	29.51	3.117	0.44	13.08	52.5	625.4	24050
IW-114	4.17	100	6000	3/31/2014 22:42	10.185	29.52	3.147	0.44	13.08	52.5	625.3	24040
IW-114	4.18	100.25	6015	3/31/2014 22:57	10.189	29.52	3.147	0.44	13.08	52.5	625.2	24040
IW-114	4.19	100.5	6030	3/31/2014 23:12	10.191	29.52	3.147	0.44	13.08	52.5	625	24040
IW-114	4.2	100.75	6045	3/31/2014 23:27	10.196	29.52	3.117	0.44	13.08	52.5	625	24040
IW-114	4.21	101	6060	3/31/2014 23:42	10.207	29.54	3.147	0.44	13.08	52.5	624.9	24040
IW-114	4.22	101.25	6075	3/31/2014 23:57	10.218	29.54	3.117	0.44	13.08	52.5	624.6	24040
IW-114	4.23	101.5	6090	4/1/2014 0:12	10.21	29.54	3.117	0.44	13.08	52.5	624.8	24040
IW-114	4.24	101.75	6105	4/1/2014 0:27	10.219	29.55	3.117	0.44	13.08	52.5	624.6	24040
IW-114	4.25	102	6120	4/1/2014 0:42	10.222	29.55	3.147	0.44	13.08	52.5	624.5	24040
IW-114	4.26	102.25	6135	4/1/2014 0:57	10.218	29.55	3.147	0.44	13.07	52.5	624.6	24040
IW-114	4.27	102.5	6150	4/1/2014 1:12	10.214	29.54	3.117	0.44	13.07	52.5	624.7	24040
IW-114	4.28	102.75	6165	4/1/2014 1:27	10.216	29.54	3.117	0.44	13.07	52.5	624.7	24040
IW-114	4.29	103	6180	4/1/2014 1:42	10.222	29.55	3.117	0.44	13.07	52.5	624.5	24040
IW-114	4.3	103.25	6195	4/1/2014 1:57	10.231	29.56	3.117	0.44	13.07	52.5	624.4	24040
IW-114	4.31	103.5	6210	4/1/2014 2:12	10.235	29.56	3.147	0.44	13.07	52.5	624.3	24040
IW-114	4.32	103.75	6225	4/1/2014 2:27	10.23	29.56	3.117	0.44	13.07	52.5	624.4	24040
IW-114	4.33	104	6240	4/1/2014 2:42	10.227	29.55	3.117	0.44	13.07	52.5	624.4	24040
IW-114	4.34	104.25	6255	4/1/2014 2:57	10.227	29.55	3.147	0.44	13.07	52.5	624.5	24040
IW-114	4.35	104.5	6270	4/1/2014 3:12	10.258	29.58	3.117	0.45	13.06	52.5	623.9	24040
IW-114	4.36	104.75	6285	4/1/2014 3:27	10.253	29.58	3.147	0.45	13.06	52.5	624	24040
IW-114	4.38	105	6300	4/1/2014 3:42	10.231	29.56	3.147	0.45	13.06	52.5	624.5	24040
IW-114	4.39	105.25	6315	4/1/2014 3:57	10.235	29.56	3.147	0.45	13.05	52.5	624.4	24040
IW-114	4.4	105.5	6330	4/1/2014 4:12	10.235	29.56	3.117	0.45	13.05	52.5	624.4	24040
IW-114	4.41	105.75	6345	4/1/2014 4:27	10.24	29.56	3.117	0.45	13.05	52.5	624.3	24040
IW-114	4.42	106	6360	4/1/2014 4:42	10.24	29.57	3.147	0.45	13.05	52.5	624.3	24040
IW-114	4.43	106.25	6375	4/1/2014 4:57	10.244	29.57	3.147	0.45	13.05	52.5	624.2	24040
IW-114	4.44	106.5	6390	4/1/2014 5:12	10.243	29.57	3.147	0.45	13.04	52.5	624.2	24040
IW-114	4.45	106.75	6405	4/1/2014 5:27	10.241	29.57	3.147	0.45	13.03	52.5	624.3	24040
IW-114	4.46	107	6420	4/1/2014 5:42	10.247	29.57	3.147	0.45	13.03	52.5	624.2	24040

IW-114
TROLL 9500 Water Quality Instrument - ISCO Monitoring Data Summary
March-April 2014
Whirlpool Corporation
Fort Smith, Arkansas

Well	Time - Elapsed (Days)	Time - Elapsed (Hours)	Time - Elapsed (Minutes)	Time - Time Stamp	Level/Depth TOC (ft)	Barometric (in Hg)	Battery (volts)	ORP (V)	pH	RDO (mg/L)	RDO (%Saturation)	Conductivity (µS Actual)
IW-114	4.47	107.25	6435	4/1/2014 5:57	10.252	29.58	3.117	0.45	13.02	52.5	624.1	24040
IW-114	4.48	107.5	6450	4/1/2014 6:12	10.253	29.58	3.117	0.45	13.02	52.5	624.1	24040
IW-114	4.49	107.75	6465	4/1/2014 6:27	10.25	29.57	3.147	0.45	13.02	52.5	624.2	24040
IW-114	4.5	108	6480	4/1/2014 6:42	10.249	29.57	3.117	0.45	13.01	52.5	624.1	24040
IW-114	4.51	108.25	6495	4/1/2014 6:57	10.252	29.58	3.147	0.45	13.01	52.5	624.1	24040
IW-114	4.52	108.5	6510	4/1/2014 7:12	10.258	29.58	3.117	0.45	13.01	52.5	624	24040
IW-114	4.53	108.75	6525	4/1/2014 7:27	10.256	29.58	3.117	0.45	13.01	52.5	624.1	24040
IW-114	4.54	109	6540	4/1/2014 7:42	10.256	29.58	3.147	0.44	13	52.5	624.1	24040
IW-114	4.55	109.25	6555	4/1/2014 7:57	10.258	29.58	3.117	0.45	13	52.5	624.1	24040
IW-114	4.56	109.5	6570	4/1/2014 8:12	10.261	29.58	3.117	0.45	13	52.5	624	24040
IW-114	4.57	109.75	6585	4/1/2014 8:27	10.262	29.59	3.117	0.45	12.99	52.5	623.9	24040
IW-114	4.58	110	6600	4/1/2014 8:42	10.267	29.59	3.147	0.45	12.99	52.5	623.9	24040
IW-114	4.59	110.25	6615	4/1/2014 8:57	10.272	29.59	3.147	0.45	12.98	52.5	623.8	24040
IW-114	4.6	110.5	6630	4/1/2014 9:12	10.278	29.6	3.117	0.45	12.98	52.5	623.7	24040
IW-114	4.61	110.75	6645	4/1/2014 9:27	10.28	29.6	3.117	0.45	12.97	52.5	623.6	24040
IW-114	4.63	111	6660	4/1/2014 9:42	10.28	29.6	3.147	0.45	12.97	52.5	623.7	24040
IW-114	4.64	111.25	6675	4/1/2014 9:57	10.275	29.6	3.147	0.45	12.97	52.5	623.7	24040
IW-114	4.65	111.5	6690	4/1/2014 10:12	10.281	29.6	3.117	0.44	12.96	52.5	623.6	24040
IW-114	4.66	111.75	6705	4/1/2014 10:27	10.285	29.61	3.117	0.45	12.96	52.5	623.6	24040
IW-114	4.67	112	6720	4/1/2014 10:42	10.289	29.61	3.117	0.45	12.96	52.5	623.5	24040
IW-114	4.68	112.25	6735	4/1/2014 10:57	10.289	29.61	3.147	0.45	12.96	52.5	623.5	24040
IW-114	4.69	112.5	6750	4/1/2014 11:12	10.288	29.61	3.117	0.45	12.95	52.5	623.6	24040
IW-114	4.7	112.75	6765	4/1/2014 11:27	10.287	29.61	3.117	0.45	12.95	52.5	623.6	24040
IW-114	4.71	113	6780	4/1/2014 11:42	10.28	29.6	3.147	0.45	12.95	52.5	623.7	24040
IW-114	4.72	113.25	6795	4/1/2014 11:57	10.276	29.6	3.117	0.45	12.95	52.5	623.8	24040
IW-114	4.73	113.5	6810	4/1/2014 12:12	10.27	29.59	3.147	0.45	12.95	52.5	623.9	24040
IW-114	4.74	113.75	6825	4/1/2014 12:27	10.261	29.59	3.117	0.45	12.94	52.5	624.1	24040
IW-114	4.75	114	6840	4/1/2014 12:42	10.252	29.58	3.117	0.45	12.94	52.5	624.2	24040
IW-114	4.76	114.25	6855	4/1/2014 12:57	10.247	29.57	3.147	0.45	12.94	52.5	624.3	24040
IW-114	4.77	114.5	6870	4/1/2014 13:12	10.238	29.56	3.147	0.45	12.94	52.5	624.5	24040
IW-114	4.78	114.75	6885	4/1/2014 13:27	10.235	29.56	3.147	0.45	12.94	52.5	624.6	24040
IW-114	4.79	115	6900	4/1/2014 13:42	10.228	29.56	3.147	0.45	12.93	52.5	624.7	24040
IW-114	4.8	115.25	6915	4/1/2014 13:57	10.222	29.55	3.147	0.45	12.93	52.5	624.9	24040
IW-114	4.81	115.5	6930	4/1/2014 14:12	10.214	29.54	3.147	0.45	12.93	52.5	625	24040
IW-114	4.82	115.75	6945	4/1/2014 14:27	10.207	29.54	3.117	0.43	12.93	52.5	625.1	24040
IW-114	4.83	116	6960	4/1/2014 14:42	10.198	29.53	3.147	0.45	12.93	52.5	625.3	24040
IW-114	4.84	116.25	6975	4/1/2014 14:57	10.191	29.52	3.147	0.45	12.93	52.5	625.5	24040
IW-114	4.85	116.5	6990	4/1/2014 15:12	10.179	29.51	3.147	0.45	12.93	52.5	625.7	24040
IW-114	4.86	116.75	7005	4/1/2014 15:27	10.172	29.5	3.147	0.45	12.92	52.5	625.9	24040

IW-114
TROLL 9500 Water Quality Instrument - ISCO Monitoring Data Summary
March-April 2014
Whirlpool Corporation
Fort Smith, Arkansas

Well	Time - Elapsed (Days)	Time - Elapsed (Hours)	Time - Elapsed (Minutes)	Time - Time Stamp	Level/Depth TOC (ft)	Barometric (in Hg)	Battery (volts)	ORP (V)	pH	RDO (mg/L)	RDO (%Saturation)	Conductivity (µS Actual)
IW-114	4.88	117	7020	4/1/2014 15:42	10.165	29.5	3.147	0.45	12.92	52.5	626	24040
IW-114	4.89	117.25	7035	4/1/2014 15:57	10.157	29.49	3.147	0.45	12.92	52.5	626.2	24040
IW-114	4.9	117.5	7050	4/1/2014 16:12	10.153	29.49	3.147	0.45	12.92	52.5	626.3	24040
IW-114	4.91	117.75	7065	4/1/2014 16:27	10.149	29.48	3.147	0.45	12.92	52.5	626.3	24040
IW-114	4.92	118	7080	4/1/2014 16:42	10.147	29.48	3.117	0.45	12.91	52.5	626.5	24040
IW-114	4.93	118.25	7095	4/1/2014 16:57	10.141	29.48	3.147	0.45	12.91	52.5	626.5	24040
IW-114	4.94	118.5	7110	4/1/2014 17:12	10.134	29.47	3.117	0.44	12.91	52.5	626.6	24040
IW-114	4.95	118.75	7125	4/1/2014 17:27	10.126	29.46	3.117	0.45	12.91	52.5	626.8	24040
IW-114	4.96	119	7140	4/1/2014 17:42	10.127	29.46	3.117	0.45	12.91	52.5	626.8	24040
IW-114	4.97	119.25	7155	4/1/2014 17:57	10.124	29.46	3.147	0.45	12.91	52.5	626.9	24040
IW-114	4.98	119.5	7170	4/1/2014 18:12	10.124	29.46	3.147	0.45	12.9	52.5	626.9	24040
IW-114	4.99	119.75	7185	4/1/2014 18:27	10.124	29.46	3.117	0.45	12.9	52.5	626.9	24040
IW-114	5	120	7200	4/1/2014 18:42	10.124	29.46	3.117	0.45	12.9	52.5	626.9	24040
IW-114	5.01	120.25	7215	4/1/2014 18:57	10.122	29.46	3.117	0.45	12.9	52.5	627	24040
IW-114	5.02	120.5	7230	4/1/2014 19:12	10.12	29.46	3.147	0.45	12.9	52.5	627	24040
IW-114	5.03	120.75	7245	4/1/2014 19:27	10.117	29.45	3.147	0.45	12.9	52.5	627.1	24040
IW-114	5.04	121	7260	4/1/2014 19:42	10.115	29.45	3.147	0.45	12.9	52.5	627.1	24040
IW-114	5.05	121.25	7275	4/1/2014 19:57	10.116	29.45	3.147	0.45	12.89	52.5	627.2	24040
IW-114	5.06	121.5	7290	4/1/2014 20:12	10.115	29.45	3.147	0.45	12.89	52.5	627.1	24040
IW-114	5.07	121.75	7305	4/1/2014 20:27	10.116	29.45	3.147	0.45	12.89	52.5	627.1	24040
IW-114	5.08	122	7320	4/1/2014 20:42	10.114	29.45	3.147	0.45	12.89	52.5	627.2	24040
IW-114	5.09	122.25	7335	4/1/2014 20:57	10.115	29.45	3.117	0.45	12.89	52.5	627.2	24040
IW-114	5.1	122.5	7350	4/1/2014 21:12	10.116	29.45	3.147	0.45	12.88	52.5	627.1	24040
IW-114	5.11	122.75	7365	4/1/2014 21:27	10.12	29.46	3.117	0.45	12.88	52.5	627	24040
IW-114	5.13	123	7380	4/1/2014 21:42	10.119	29.45	3.117	0.45	12.88	52.5	627	24040
IW-114	5.14	123.25	7395	4/1/2014 21:57	10.125	29.46	3.147	0.45	12.88	52.5	626.9	24040
IW-114	5.15	123.5	7410	4/1/2014 22:12	10.13	29.47	3.117	0.45	12.88	52.5	626.9	24040
IW-114	5.16	123.75	7425	4/1/2014 22:27	10.134	29.47	3.147	0.45	12.88	52.5	626.8	24040
IW-114	5.17	124	7440	4/1/2014 22:42	10.137	29.47	3.117	0.45	12.88	52.5	626.7	24040
IW-114	5.18	124.25	7455	4/1/2014 22:57	10.138	29.47	3.117	0.45	12.88	52.5	626.7	24040
IW-114	5.19	124.5	7470	4/1/2014 23:12	10.145	29.48	3.147	0.45	12.87	52.5	626.6	24040
IW-114	5.2	124.75	7485	4/1/2014 23:27	10.145	29.48	3.117	0.45	12.87	52.5	626.6	24040
IW-114	5.21	125	7500	4/1/2014 23:42	10.142	29.48	3.117	0.45	12.87	52.5	626.7	24040
IW-114	5.22	125.25	7515	4/1/2014 23:57	10.138	29.47	3.147	0.45	12.87	52.5	626.7	24040
IW-114	5.23	125.5	7530	4/2/2014 0:12	10.14	29.47	3.117	0.45	12.87	52.5	626.7	24040
IW-114	5.24	125.75	7545	4/2/2014 0:27	10.136	29.47	3.117	0.45	12.87	52.5	626.8	24040
IW-114	5.25	126	7560	4/2/2014 0:42	10.138	29.47	3.117	0.45	12.86	52.5	626.8	24040
IW-114	5.26	126.25	7575	4/2/2014 0:57	10.13	29.47	3.117	0.45	12.86	52.5	626.9	24040
IW-114	5.27	126.5	7590	4/2/2014 1:12	10.125	29.46	3.147	0.45	12.86	52.5	627.1	24040

IW-114
TROLL 9500 Water Quality Instrument - ISCO Monitoring Data Summary
March-April 2014
Whirlpool Corporation
Fort Smith, Arkansas

Well	Time - Elapsed (Days)	Time - Elapsed (Hours)	Time - Elapsed (Minutes)	Time - Time Stamp	Level/Depth TOC (ft)	Barometric (in Hg)	Battery (volts)	ORP (V)	pH	RDO (mg/L)	RDO (%Saturation)	Conductivity (µS Actual)
IW-114	5.28	126.75	7605	4/2/2014 1:27	10.113	29.45	3.147	0.45	12.86	52.5	627.2	24040
IW-114	5.29	127	7620	4/2/2014 1:42	10.101	29.44	3.117	0.45	12.86	52.5	627.5	24040
IW-114	5.3	127.25	7635	4/2/2014 1:57	10.086	29.42	3.147	0.45	12.86	52.5	627.9	24040
IW-114	5.31	127.5	7650	4/2/2014 2:12	10.103	29.44	3.147	0.45	12.85	52.5	627.5	24040
IW-114	5.32	127.75	7665	4/2/2014 2:27	10.112	29.45	3.117	0.45	12.85	52.5	627.3	24040
IW-114	5.33	128	7680	4/2/2014 2:42	10.119	29.45	3.147	0.45	12.85	52.5	627.2	24040
IW-114	5.34	128.25	7695	4/2/2014 2:57	10.112	29.45	3.117	0.45	12.85	52.5	627.3	24040
IW-114	5.35	128.5	7710	4/2/2014 3:12	10.108	29.44	3.117	0.45	12.85	52.5	627.4	24040
IW-114	5.36	128.75	7725	4/2/2014 3:27	10.108	29.44	3.147	0.45	12.85	52.5	627.4	24040
IW-114	5.38	129	7740	4/2/2014 3:42	10.105	29.44	3.147	0.44	12.85	52.5	627.5	24040
IW-114	5.39	129.25	7755	4/2/2014 3:57	10.103	29.44	3.117	0.44	12.84	52.5	627.5	24040
IW-114	5.4	129.5	7770	4/2/2014 4:12	10.104	29.44	3.117	0.45	12.84	52.5	627.5	24040
IW-114	5.41	129.75	7785	4/2/2014 4:27	10.105	29.44	3.147	0.45	12.84	52.5	627.5	24040
IW-114	5.42	130	7800	4/2/2014 4:42	10.105	29.44	3.117	0.43	12.84	52.5	627.5	24040
IW-114	5.43	130.25	7815	4/2/2014 4:57	10.099	29.44	3.117	0.45	12.84	52.5	627.6	24040
IW-114	5.44	130.5	7830	4/2/2014 5:12	10.1	29.44	3.147	0.45	12.83	52.5	627.6	24040
IW-114	5.45	130.75	7845	4/2/2014 5:27	10.099	29.44	3.117	0.45	12.83	52.5	627.6	24040
IW-114	5.46	131	7860	4/2/2014 5:42	10.095	29.43	3.117	0.45	12.83	52.5	627.7	24040
IW-114	5.47	131.25	7875	4/2/2014 5:57	10.095	29.43	3.117	0.45	12.83	52.5	627.7	24040
IW-114	5.48	131.5	7890	4/2/2014 6:12	10.095	29.43	3.147	0.45	12.83	52.5	627.7	24040
IW-114	5.49	131.75	7905	4/2/2014 6:27	10.094	29.43	3.147	0.45	12.82	52.5	627.7	24040
IW-114	5.5	132	7920	4/2/2014 6:42	10.091	29.43	3.147	0.45	12.82	52.5	627.8	24040
IW-114	5.51	132.25	7935	4/2/2014 6:57	10.1	29.44	3.147	0.45	12.82	52.5	627.7	24040
IW-114	5.52	132.5	7950	4/2/2014 7:12	10.099	29.44	3.147	0.45	12.82	52.5	627.7	24040
IW-114	5.53	132.75	7965	4/2/2014 7:27	10.099	29.43	3.117	0.45	12.82	52.5	627.8	24040
IW-114	5.54	133	7980	4/2/2014 7:42	10.097	29.43	3.147	0.45	12.81	52.5	627.8	24040
IW-114	5.55	133.25	7995	4/2/2014 7:57	10.097	29.43	3.117	0.45	12.81	52.5	627.7	24040
IW-114	5.56	133.5	8010	4/2/2014 8:12	10.096	29.43	3.147	0.45	12.81	52.5	627.8	24040
IW-114	5.57	133.75	8025	4/2/2014 8:27	10.1	29.44	3.117	0.45	12.81	52.5	627.7	24040
IW-114	5.58	134	8040	4/2/2014 8:42	10.099	29.43	3.117	0.45	12.81	52.5	627.8	24040
IW-114	5.59	134.25	8055	4/2/2014 8:57	10.099	29.44	3.117	0.45	12.81	52.5	627.7	24040
IW-114	5.6	134.5	8070	4/2/2014 9:12	10.097	29.43	3.147	0.45	12.8	52.5	627.7	24040
IW-114	5.61	134.75	8085	4/2/2014 9:27	10.101	29.44	3.117	0.45	12.8	52.5	627.8	24040
IW-114	5.63	135	8100	4/2/2014 9:42	10.1	29.44	3.117	0.45	12.8	52.5	627.7	24040
IW-114	5.64	135.25	8115	4/2/2014 9:57	10.098	29.43	3.117	0.45	12.8	52.5	627.8	24040
IW-114	5.65	135.5	8130	4/2/2014 10:12	10.101	29.44	3.117	0.45	12.8	52.5	627.7	24040
IW-114	5.66	135.75	8145	4/2/2014 10:27	10.103	29.44	3.117	0.45	12.79	52.5	627.7	24040
IW-114	5.67	136	8160	4/2/2014 10:42	10.104	29.44	3.147	0.45	12.79	52.5	627.7	24040
IW-114	5.68	136.25	8175	4/2/2014 10:57	10.101	29.44	3.147	0.45	12.79	52.5	627.7	24040

IW-114
TROLL 9500 Water Quality Instrument - ISCO Monitoring Data Summary
March-April 2014
Whirlpool Corporation
Fort Smith, Arkansas

Well	Time - Elapsed (Days)	Time - Elapsed (Hours)	Time - Elapsed (Minutes)	Time - Time Stamp	Level/Depth TOC (ft)	Barometric (in Hg)	Battery (volts)	ORP (V)	pH	RDO (mg/L)	RDO (%Saturation)	Conductivity (µS Actual)
IW-114	5.69	136.5	8190	4/2/2014 11:12	10.1	29.44	3.117	0.45	12.79	52.5	627.8	24040
IW-114	5.7	136.75	8205	4/2/2014 11:27	10.097	29.43	3.117	0.45	12.79	52.5	627.9	24040
IW-114	5.71	137	8220	4/2/2014 11:42	10.092	29.43	3.117	0.45	12.79	52.5	627.9	24040
IW-114	5.72	137.25	8235	4/2/2014 11:57	10.085	29.42	3.117	0.45	12.78	52.5	628	24040
IW-114	5.73	137.5	8250	4/2/2014 12:12	10.08	29.42	3.147	0.45	12.78	52.5	628.2	24040
IW-114	5.74	137.75	8265	4/2/2014 12:27	10.075	29.41	3.147	0.45	12.78	52.5	628.3	24040
IW-114	5.75	138	8280	4/2/2014 12:42	10.071	29.41	3.147	0.45	12.78	52.5	628.4	24040
IW-114	5.76	138.25	8295	4/2/2014 12:57	10.069	29.41	3.117	0.45	12.77	52.5	628.4	24040
IW-114	5.77	138.5	8310	4/2/2014 13:12	10.064	29.4	3.117	0.46	12.77	52.5	628.6	24040
IW-114	5.78	138.75	8325	4/2/2014 13:27	10.055	29.39	3.147	0.46	12.77	52.5	628.8	24040
IW-114	5.79	139	8340	4/2/2014 13:42	10.054	29.39	3.117	0.46	12.77	52.5	628.7	24040
IW-114	5.8	139.25	8355	4/2/2014 13:57	10.05	29.39	3.117	0.46	12.77	52.5	628.8	24040
IW-114	5.81	139.5	8370	4/2/2014 14:12	10.042	29.38	3.117	0.46	12.77	52.5	629.1	24040
IW-114	5.82	139.75	8385	4/2/2014 14:27	10.035	29.37	3.117	0.46	12.77	52.5	629.2	24040
IW-114	5.83	140	8400	4/2/2014 14:42	10.032	29.37	3.147	0.46	12.77	52.5	629.2	24040
IW-114	5.84	140.25	8415	4/2/2014 14:57	10.024	29.37	3.147	0.46	12.76	52.5	629.4	24040
IW-114	5.85	140.5	8430	4/2/2014 15:12	10.025	29.37	3.117	0.46	12.76	52.5	629.3	24040
IW-114	5.86	140.75	8445	4/2/2014 15:27	10.02	29.36	3.117	0.46	12.76	52.5	629.4	24040
IW-114	5.88	141	8460	4/2/2014 15:42	10.016	29.36	3.147	0.46	12.76	52.5	629.6	24040
IW-114	5.89	141.25	8475	4/2/2014 15:57	10.013	29.35	3.147	0.46	12.76	52.5	629.6	24040
IW-114	5.9	141.5	8490	4/2/2014 16:12	10.008	29.35	3.147	0.46	12.76	52.5	629.7	24040
IW-114	5.91	141.75	8505	4/2/2014 16:27	10.006	29.35	3.117	0.46	12.76	52.5	629.8	24040
IW-114	5.92	142	8520	4/2/2014 16:42	10	29.34	3.117	0.46	12.76	52.5	629.9	24040
IW-114	5.93	142.25	8535	4/2/2014 16:57	10	29.34	3.147	0.45	12.75	52.5	630	24040
IW-114	5.94	142.5	8550	4/2/2014 17:12	9.996	29.34	3.117	0.46	12.75	52.5	630	24040
IW-114	5.95	142.75	8565	4/2/2014 17:27	9.996	29.34	3.117	0.46	12.75	52.5	630	24040
IW-114	5.96	143	8580	4/2/2014 17:42	9.992	29.34	3.147	0.46	12.75	52.5	630	24040
IW-114	5.97	143.25	8595	4/2/2014 17:57	9.992	29.34	3.117	0.46	12.75	52.5	630	24040
IW-114	5.98	143.5	8610	4/2/2014 18:12	9.99	29.33	3.117	0.46	12.75	52.5	630	24040
IW-114	5.99	143.75	8625	4/2/2014 18:27	9.988	29.33	3.147	0.45	12.75	52.5	630.1	24040
IW-114	6	144	8640	4/2/2014 18:42	9.984	29.33	3.117	0.46	12.74	52.5	630.2	24040
IW-114	6.01	144.25	8655	4/2/2014 18:57	9.983	29.33	3.117	0.46	12.74	52.5	630.3	24040
IW-114	6.02	144.5	8670	4/2/2014 19:12	9.978	29.32	3.147	0.46	12.74	52.5	630.4	24040
IW-114	6.03	144.75	8685	4/2/2014 19:27	9.976	29.32	3.117	0.46	12.74	52.5	630.4	24040
IW-114	6.04	145	8700	4/2/2014 19:42	9.973	29.32	3.117	0.46	12.74	52.5	630.4	24040
IW-114	6.05	145.25	8715	4/2/2014 19:57	9.973	29.32	3.147	0.46	12.73	52.5	630.5	24040
IW-114	6.06	145.5	8730	4/2/2014 20:12	9.971	29.32	3.117	0.46	12.73	52.5	630.5	24040
IW-114	6.07	145.75	8745	4/2/2014 20:27	9.971	29.32	3.147	0.46	12.73	52.5	630.5	24040
IW-114	6.08	146	8760	4/2/2014 20:42	9.978	29.32	3.147	0.46	12.73	52.5	630.4	24040

IW-114
TROLL 9500 Water Quality Instrument - ISCO Monitoring Data Summary
March-April 2014
Whirlpool Corporation
Fort Smith, Arkansas

Well	Time - Elapsed (Days)	Time - Elapsed (Hours)	Time - Elapsed (Minutes)	Time - Time Stamp	Level/Depth TOC (ft)	Barometric (in Hg)	Battery (volts)	ORP (V)	pH	RDO (mg/L)	RDO (%Saturation)	Conductivity (µS Actual)
IW-114	6.09	146.25	8775	4/2/2014 20:57	9.976	29.32	3.117	0.46	12.73	52.5	630.5	24040
IW-114	6.1	146.5	8790	4/2/2014 21:12	9.979	29.32	3.117	0.46	12.73	52.5	630.3	24040
IW-114	6.11	146.75	8805	4/2/2014 21:27	9.981	29.32	3.117	0.45	12.72	52.5	630.3	24040
IW-114	6.13	147	8820	4/2/2014 21:42	9.977	29.32	3.147	0.46	12.72	52.5	630.4	24040
IW-114	6.14	147.25	8835	4/2/2014 21:57	9.965	29.31	3.117	0.46	12.72	52.5	630.7	24040
IW-114	6.15	147.5	8850	4/2/2014 22:12	9.958	29.3	3.147	0.45	12.72	52.5	630.7	24040
IW-114	6.16	147.75	8865	4/2/2014 22:27	9.959	29.3	3.117	0.45	12.72	52.5	630.8	24040
IW-114	6.17	148	8880	4/2/2014 22:42	9.962	29.31	3.147	0.45	12.72	52.5	630.8	24040
IW-114	6.18	148.25	8895	4/2/2014 22:57	9.966	29.31	3.147	0.46	12.71	52.5	630.7	24040
IW-114	6.19	148.5	8910	4/2/2014 23:12	9.97	29.31	3.117	0.46	12.71	52.5	630.7	24040
IW-114	6.2	148.75	8925	4/2/2014 23:27	9.971	29.31	3.147	0.46	12.71	52.5	630.7	24040
IW-114	6.21	149	8940	4/2/2014 23:42	9.966	29.31	3.147	0.45	12.71	52.5	630.7	24040
IW-114	6.22	149.25	8955	4/2/2014 23:57	9.965	29.31	3.117	0.45	12.71	52.5	630.7	24040
IW-114	6.23	149.5	8970	4/3/2014 0:12	9.963	29.31	3.117	0.45	12.71	52.5	630.7	24040
IW-114	6.24	149.75	8985	4/3/2014 0:27	9.962	29.31	3.147	0.45	12.7	52.5	630.8	24040
IW-114	6.25	150	9000	4/3/2014 0:42	9.956	29.3	3.117	0.45	12.7	52.5	630.9	24040
IW-114	6.26	150.25	9015	4/3/2014 0:57	9.958	29.3	3.117	0.45	12.7	52.5	630.9	24040
IW-114	6.27	150.5	9030	4/3/2014 1:12	9.955	29.3	3.117	0.45	12.7	52.5	630.9	24040
IW-114	6.28	150.75	9045	4/3/2014 1:27	9.95	29.29	3.117	0.45	12.7	52.5	631	24040
IW-114	6.29	151	9060	4/3/2014 1:42	9.938	29.29	3.147	0.45	12.7	52.5	631.3	24040
IW-114	6.3	151.25	9075	4/3/2014 1:57	9.934	29.28	3.117	0.45	12.7	52.5	631.3	24040
IW-114	6.31	151.5	9090	4/3/2014 2:12	9.93	29.28	3.117	0.45	12.7	52.5	631.5	24040
IW-114	6.32	151.75	9105	4/3/2014 2:27	9.93	29.28	3.147	0.45	12.7	52.5	631.5	24040
IW-114	6.33	152	9120	4/3/2014 2:42	9.92	29.27	3.147	0.45	12.69	52.5	631.6	24040
IW-114	6.34	152.25	9135	4/3/2014 2:57	9.916	29.26	3.117	0.45	12.69	52.5	631.8	24040
IW-114	6.35	152.5	9150	4/3/2014 3:12	9.909	29.26	3.117	0.45	12.69	52.5	632	24040
IW-114	6.36	152.75	9165	4/3/2014 3:27	9.905	29.25	3.117	0.45	12.69	52.5	632	24040
IW-114	6.38	153	9180	4/3/2014 3:42	9.906	29.25	3.117	0.45	12.69	52.5	632.1	24040
IW-114	6.39	153.25	9195	4/3/2014 3:57	9.905	29.25	3.117	0.45	12.69	52.5	632	24040
IW-114	6.4	153.5	9210	4/3/2014 4:12	9.893	29.24	3.117	0.45	12.69	52.5	632.3	24040
IW-114	6.41	153.75	9225	4/3/2014 4:27	9.897	29.25	3.117	0.45	12.69	52.5	632.2	24040
IW-114	6.42	154	9240	4/3/2014 4:42	9.895	29.25	3.117	0.45	12.68	52.5	632.2	24040
IW-114	6.43	154.25	9255	4/3/2014 4:57	9.897	29.25	3.117	0.45	12.68	52.5	632.1	24040
IW-114	6.44	154.5	9270	4/3/2014 5:12	9.902	29.25	3.117	0.45	12.68	52.5	632	24040
IW-114	6.45	154.75	9285	4/3/2014 5:27	9.901	29.25	3.147	0.45	12.68	52.5	632	24040
IW-114	6.46	155	9300	4/3/2014 5:42	9.907	29.26	3.117	0.45	12.68	52.5	632	24040
IW-114	6.47	155.25	9315	4/3/2014 5:57	9.912	29.26	3.117	0.45	12.68	52.5	631.9	24040
IW-114	6.48	155.5	9330	4/3/2014 6:12	9.915	29.26	3.117	0.45	12.68	52.5	631.8	24040
IW-114	6.49	155.75	9345	4/3/2014 6:27	9.925	29.27	3.117	0.45	12.68	52.5	631.7	24040

IW-114
TROLL 9500 Water Quality Instrument - ISCO Monitoring Data Summary
March-April 2014
Whirlpool Corporation
Fort Smith, Arkansas

Well	Time - Elapsed (Days)	Time - Elapsed (Hours)	Time - Elapsed (Minutes)	Time - Time Stamp	Level/Depth TOC (ft)	Barometric (in Hg)	Battery (volts)	ORP (V)	pH	RDO (mg/L)	RDO (%Saturation)	Conductivity (µS Actual)
IW-114	6.5	156	9360	4/3/2014 6:42	9.927	29.27	3.147	0.45	12.68	52.5	631.6	24040
IW-114	6.51	156.25	9375	4/3/2014 6:57	9.93	29.28	3.117	0.45	12.68	52.5	631.6	24040
IW-114	6.52	156.5	9390	4/3/2014 7:12	9.934	29.28	3.117	0.45	12.68	52.5	631.5	24040
IW-114	6.53	156.75	9405	4/3/2014 7:27	9.934	29.28	3.147	0.45	12.67	52.5	631.5	24040
IW-114	6.54	157	9420	4/3/2014 7:42	9.933	29.28	3.117	0.45	12.67	52.5	631.5	24040
IW-114	6.55	157.25	9435	4/3/2014 7:57	9.924	29.27	3.117	0.45	12.67	52.5	631.7	24040
IW-114	6.56	157.5	9450	4/3/2014 8:12	9.912	29.26	3.117	0.45	12.67	52.5	632	24040
IW-114	6.57	157.75	9465	4/3/2014 8:27	9.919	29.27	3.117	0.45	12.67	52.5	631.8	24040
IW-114	6.58	158	9480	4/3/2014 8:42	9.913	29.26	3.147	0.45	12.67	52.5	631.9	24040
IW-114	6.59	158.25	9495	4/3/2014 8:57	9.931	29.28	3.117	0.45	12.67	52.5	631.6	24040
IW-114	6.6	158.5	9510	4/3/2014 9:12	9.937	29.28	3.147	0.45	12.67	52.5	631.5	24040
IW-114	6.61	158.75	9525	4/3/2014 9:27	9.908	29.26	3.117	0.45	12.67	52.5	632.1	24040
IW-114	6.63	159	9540	4/3/2014 9:42	9.924	29.27	3.117	0.45	12.67	52.5	631.8	24040
IW-114	6.64	159.25	9555	4/3/2014 9:57	9.919	29.27	3.147	0.45	12.66	52.5	631.8	24040
IW-114	6.65	159.5	9570	4/3/2014 10:12	9.909	29.26	3.147	0.45	12.66	52.5	632	24040
IW-114	6.66	159.75	9585	4/3/2014 10:27	9.905	29.25	3.147	0.45	12.66	52.5	632.1	24040
IW-114	6.67	160	9600	4/3/2014 10:42	9.906	29.25	3.147	0.45	12.66	52.5	632.2	24040
IW-114	6.68	160.25	9615	4/3/2014 10:57	9.919	29.26	3.147	0.45	12.66	52.5	631.9	24040
IW-114	6.69	160.5	9630	4/3/2014 11:12	9.914	29.26	3.147	0.45	12.66	52.5	632	24040
IW-114	6.7	160.75	9645	4/3/2014 11:27	9.896	29.24	3.147	0.45	12.66	52.5	632.4	24040
IW-114	6.71	161	9660	4/3/2014 11:42	9.883	29.23	3.147	0.45	12.66	52.5	632.7	24040
IW-114	6.72	161.25	9675	4/3/2014 11:57	9.868	29.22	3.117	0.45	12.66	52.5	632.9	24040
IW-114	6.73	161.5	9690	4/3/2014 12:12	9.89	29.24	3.117	0.45	12.66	52.5	632.4	24040
IW-114	6.74	161.75	9705	4/3/2014 12:27	9.901	29.25	3.117	0.45	12.66	52.5	632.3	24040
IW-114	6.75	162	9720	4/3/2014 12:42	9.894	29.24	3.147	0.45	12.65	52.5	632.4	24040
IW-114	6.76	162.25	9735	4/3/2014 12:57	9.885	29.23	3.117	0.45	12.65	52.5	632.6	24040
IW-114	6.77	162.5	9750	4/3/2014 13:12	9.897	29.24	3.117	0.45	12.65	52.5	632.4	24040
IW-114	6.78	162.75	9765	4/3/2014 13:27	9.927	29.27	3.117	0.45	12.65	52.5	631.7	24040
IW-114	6.79	163	9780	4/3/2014 13:42	9.93	29.27	3.117	0.45	12.65	52.5	631.8	24040
IW-114	6.8	163.25	9795	4/3/2014 13:57	9.92	29.26	3.117	0.45	12.65	52.5	631.9	24040
IW-114	6.81	163.5	9810	4/3/2014 14:12	9.907	29.25	3.117	0.45	12.65	52.5	632.2	24040
IW-114	6.82	163.75	9825	4/3/2014 14:27	9.902	29.25	3.147	0.45	12.65	52.5	632.2	24040
IW-114	6.83	164	9840	4/3/2014 14:42	9.906	29.25	3.147	0.45	12.65	52.5	632.2	24040
IW-114	6.84	164.25	9855	4/3/2014 14:57	9.908	29.25	3.117	0.45	12.65	52.5	632.1	24040
IW-114	6.85	164.5	9870	4/3/2014 15:12	9.902	29.25	3.147	0.45	12.64	52.5	632.3	24040
IW-114	6.86	164.75	9885	4/3/2014 15:27	9.893	29.24	3.117	0.45	12.64	52.5	632.5	24040
IW-114	6.88	165	9900	4/3/2014 15:42	9.876	29.22	3.147	0.45	12.64	52.5	632.9	24040
IW-114	6.89	165.25	9915	4/3/2014 15:57	9.871	29.22	3.117	0.45	12.64	52.5	632.9	24040
IW-114	6.9	165.5	9930	4/3/2014 16:12	9.872	29.22	3.147	0.45	12.64	52.5	633	24040

IW-114
TROLL 9500 Water Quality Instrument - ISCO Monitoring Data Summary
March-April 2014
Whirlpool Corporation
Fort Smith, Arkansas

Well	Time - Elapsed (Days)	Time - Elapsed (Hours)	Time - Elapsed (Minutes)	Time - Time Stamp	Level/Depth TOC (ft)	Barometric (in Hg)	Battery (volts)	ORP (V)	pH	RDO (mg/L)	RDO (%Saturation)	Conductivity (µS Actual)
IW-114	6.91	165.75	9945	4/3/2014 16:27	9.873	29.22	3.117	0.45	12.64	52.5	632.9	24040
IW-114	6.92	166	9960	4/3/2014 16:42	9.862	29.21	3.117	0.45	12.64	52.5	633.1	24040
IW-114	6.93	166.25	9975	4/3/2014 16:57	9.868	29.22	3.117	0.45	12.64	52.5	633	24040
IW-114	6.94	166.5	9990	4/3/2014 17:12	9.866	29.21	3.147	0.45	12.64	52.5	633.2	24040
IW-114	6.95	166.75	10005	4/3/2014 17:27	9.86	29.21	3.117	0.45	12.64	52.5	633.1	24040
IW-114	6.96	167	10020	4/3/2014 17:42	9.853	29.2	3.117	0.45	12.63	52.5	633.3	24040
IW-114	6.97	167.25	10035	4/3/2014 17:57	9.874	29.22	3.117	0.45	12.63	52.5	632.9	24040
IW-114	6.98	167.5	10050	4/3/2014 18:12	9.878	29.23	3.117	0.45	12.63	52.5	632.9	24040
IW-114	6.99	167.75	10065	4/3/2014 18:27	9.868	29.22	3.117	0.45	12.63	52.5	633.1	24040
IW-114	7	168	10080	4/3/2014 18:42	9.849	29.2	3.147	0.45	12.63	52.5	633.5	24040
IW-114	7.01	168.25	10095	4/3/2014 18:57	9.851	29.2	3.117	0.45	12.63	52.5	633.4	24040
IW-114	7.02	168.5	10110	4/3/2014 19:12	9.865	29.21	3.117	0.45	12.63	52.5	633.2	24040
IW-114	7.03	168.75	10125	4/3/2014 19:27	9.871	29.22	3.117	0.45	12.63	52.5	633	24040
IW-114	7.04	169	10140	4/3/2014 19:42	9.873	29.22	3.117	0.45	12.63	52.5	632.9	24040
IW-114	7.05	169.25	10155	4/3/2014 19:57	9.88	29.23	3.117	0.45	12.63	52.5	632.8	24040
IW-114	7.06	169.5	10170	4/3/2014 20:12	9.876	29.22	3.147	0.45	12.62	52.5	632.9	24040
IW-114	7.07	169.75	10185	4/3/2014 20:27	9.867	29.21	3.147	0.45	12.62	52.5	633.1	24040
IW-114	7.08	170	10200	4/3/2014 20:42	9.879	29.23	3.147	0.45	12.62	52.5	632.8	24040
IW-114	7.09	170.25	10215	4/3/2014 20:57	9.877	29.22	3.117	0.45	12.62	52.5	632.9	24040
IW-114	7.1	170.5	10230	4/3/2014 21:12	9.885	29.23	3.117	0.44	12.61	52.5	632.7	24040
IW-114	7.11	170.75	10245	4/3/2014 21:27	9.924	29.26	3.117	0.46	12.61	52.5	632	24040
IW-114	7.13	171	10260	4/3/2014 21:42	9.953	29.29	3.117	0.46	12.61	52.5	631.4	24040
IW-114	7.14	171.25	10275	4/3/2014 21:57	9.96	29.3	3.117	0.46	12.61	52.5	631.2	24040
IW-114	7.15	171.5	10290	4/3/2014 22:12	9.949	29.29	3.117	0.46	12.61	52.5	631.5	24040
IW-114	7.16	171.75	10305	4/3/2014 22:27	9.942	29.28	3.117	0.46	12.6	52.5	631.7	24040
IW-114	7.17	172	10320	4/3/2014 22:42	9.971	29.31	3.117	0.46	12.6	52.5	631	24040
IW-114	7.18	172.25	10335	4/3/2014 22:57	9.992	29.33	3.147	0.46	12.6	52.5	630.7	24040
IW-114	7.19	172.5	10350	4/3/2014 23:12	9.996	29.33	3.147	0.46	12.6	52.5	630.5	24040
IW-114	7.2	172.75	10365	4/3/2014 23:27	9.999	29.33	3.147	0.46	12.6	52.5	630.5	24040
IW-114	7.21	173	10380	4/3/2014 23:42	10.008	29.34	3.117	0.46	12.6	52.5	630.2	24040
IW-114	7.22	173.25	10395	4/3/2014 23:57	10.017	29.35	3.147	0.46	12.6	52.5	630.1	24040
IW-114	7.23	173.5	10410	4/4/2014 0:12	10.032	29.37	3.117	0.46	12.6	52.5	629.8	24040
IW-114	7.24	173.75	10425	4/4/2014 0:27	10.047	29.38	3.117	0.45	12.6	52.5	629.5	24040
IW-114	7.25	174	10440	4/4/2014 0:42	10.097	29.42	3.117	0.46	12.6	52.5	628.6	24040
IW-114	7.26	174.25	10455	4/4/2014 0:57	10.107	29.43	3.117	0.46	12.6	52.5	628.4	24040
IW-114	7.27	174.5	10470	4/4/2014 1:12	10.112	29.44	3.117	0.46	12.6	52.5	628.2	24040
IW-114	7.28	174.75	10485	4/4/2014 1:27	10.122	29.45	3.147	0.46	12.6	52.5	628.1	24040
IW-114	7.29	175	10500	4/4/2014 1:42	10.138	29.46	3.117	0.46	12.6	52.5	627.7	24040
IW-114	7.3	175.25	10515	4/4/2014 1:57	10.152	29.48	3.147	0.46	12.59	52.5	627.4	24040

IW-114
TROLL 9500 Water Quality Instrument - ISCO Monitoring Data Summary
March-April 2014
Whirlpool Corporation
Fort Smith, Arkansas

Well	Time - Elapsed (Days)	Time - Elapsed (Hours)	Time - Elapsed (Minutes)	Time - Time Stamp	Level/Depth TOC (ft)	Barometric (in Hg)	Battery (volts)	ORP (V)	pH	RDO (mg/L)	RDO (%Saturation)	Conductivity (µS Actual)
IW-114	7.31	175.5	10530	4/4/2014 2:12	10.152	29.48	3.147	0.46	12.6	52.5	627.4	24040
IW-114	7.32	175.75	10545	4/4/2014 2:27	10.156	29.48	3.117	0.46	12.6	52.5	627.3	24040
IW-114	7.33	176	10560	4/4/2014 2:42	10.159	29.48	3.117	0.46	12.59	52.5	627.2	24040
IW-114	7.34	176.25	10575	4/4/2014 2:57	10.163	29.48	3.117	0.46	12.59	52.5	627.2	24040
IW-114	7.35	176.5	10590	4/4/2014 3:12	10.163	29.48	3.117	0.46	12.59	52.5	627.2	24040
IW-114	7.36	176.75	10605	4/4/2014 3:27	10.176	29.5	3.117	0.45	12.59	52.5	627	24040
IW-114	7.38	177	10620	4/4/2014 3:42	10.194	29.51	3.147	0.45	12.59	52.5	626.6	24040
IW-114	7.39	177.25	10635	4/4/2014 3:57	10.205	29.52	3.117	0.45	12.59	52.5	626.3	24040
IW-114	7.4	177.5	10650	4/4/2014 4:12	10.221	29.54	3.147	0.44	12.59	52.5	626.1	24040
IW-114	7.41	177.75	10665	4/4/2014 4:27	10.231	29.55	3.147	0.45	12.59	52.5	625.9	24040
IW-114	7.42	178	10680	4/4/2014 4:42	10.233	29.55	3.117	0.45	12.59	52.5	625.9	24040
IW-114	7.43	178.25	10695	4/4/2014 4:57	10.243	29.56	3.117	0.45	12.59	52.5	625.7	24040
IW-114	7.44	178.5	10710	4/4/2014 5:12	10.246	29.56	3.117	0.45	12.59	52.5	625.7	24040
IW-114	7.45	178.75	10725	4/4/2014 5:27	10.255	29.57	3.117	0.45	12.58	52.5	625.4	24040
IW-114	7.46	179	10740	4/4/2014 5:42	10.271	29.58	3.117	0.45	12.58	52.5	625.1	24040
IW-114	7.47	179.25	10755	4/4/2014 5:57	10.286	29.6	3.117	0.45	12.58	52.5	624.8	24040
IW-114	7.48	179.5	10770	4/4/2014 6:12	10.295	29.61	3.147	0.45	12.58	52.5	624.7	24040
IW-114	7.49	179.75	10785	4/4/2014 6:27	10.307	29.62	3.117	0.45	12.58	52.5	624.4	24040
IW-114	7.5	180	10800	4/4/2014 6:42	10.31	29.62	3.147	0.45	12.58	52.5	624.3	24040
IW-114	7.51	180.25	10815	4/4/2014 6:57	10.313	29.62	3.147	0.45	12.58	52.5	624.2	24040
IW-114	7.52	180.5	10830	4/4/2014 7:12	10.32	29.63	3.117	0.45	12.58	52.5	624.1	24040
IW-114	7.53	180.75	10845	4/4/2014 7:27	10.321	29.63	3.117	0.45	12.58	52.5	624.1	24040
IW-114	7.54	181	10860	4/4/2014 7:42	10.32	29.63	3.117	0.45	12.58	52.5	624.1	24040
IW-114	7.55	181.25	10875	4/4/2014 7:57	10.322	29.63	3.117	0.45	12.58	52.5	624.1	24040
IW-114	7.56	181.5	10890	4/4/2014 8:12	10.331	29.64	3.117	0.45	12.58	52.5	623.9	24040
IW-114	7.57	181.75	10905	4/4/2014 8:27	10.333	29.64	3.147	0.45	12.58	52.5	623.8	24040
IW-114	7.58	182	10920	4/4/2014 8:42	10.337	29.65	3.117	0.45	12.57	52.5	623.8	24040
IW-114	7.59	182.25	10935	4/4/2014 8:57	10.349	29.66	3.117	0.45	12.57	52.5	623.6	24040
IW-114	7.6	182.5	10950	4/4/2014 9:12	10.351	29.66	3.147	0.45	12.57	52.5	623.5	24040
IW-114	7.61	182.75	10965	4/4/2014 9:27	10.361	29.67	3.147	0.45	12.57	52.5	623.2	24040
IW-114	7.63	183	10980	4/4/2014 9:42	10.371	29.68	3.147	0.45	12.57	52.5	623.2	24040
IW-114	7.64	183.25	10995	4/4/2014 9:57	10.379	29.68	3.147	0.45	12.57	52.5	623	24040
IW-114	7.65	183.5	11010	4/4/2014 10:12	10.384	29.69	3.117	0.45	12.57	52.5	622.9	24040
IW-114	7.66	183.75	11025	4/4/2014 10:27	10.387	29.69	3.117	0.45	12.57	52.5	622.9	24040
IW-114	7.67	184	11040	4/4/2014 10:42	10.389	29.69	3.117	0.45	12.57	52.5	622.7	24040
IW-114	7.68	184.25	11055	4/4/2014 10:57	10.395	29.7	3.117	0.45	12.57	52.5	622.7	24040
IW-114	7.69	184.5	11070	4/4/2014 11:12	10.404	29.71	3.117	0.45	12.57	52.5	622.5	24040
IW-114	7.7	184.75	11085	4/4/2014 11:27	10.409	29.71	3.147	0.45	12.56	52.5	622.4	24040
IW-114	7.71	185	11100	4/4/2014 11:42	10.412	29.71	3.117	0.45	12.56	52.5	622.4	24040

IW-114
TROLL 9500 Water Quality Instrument - ISCO Monitoring Data Summary
March-April 2014
Whirlpool Corporation
Fort Smith, Arkansas

Well	Time - Elapsed (Days)	Time - Elapsed (Hours)	Time - Elapsed (Minutes)	Time - Time Stamp	Level/Depth TOC (ft)	Barometric (in Hg)	Battery (volts)	ORP (V)	pH	RDO (mg/L)	RDO (%Saturation)	Conductivity (µS Actual)
IW-114	7.72	185.25	11115	4/4/2014 11:57	10.413	29.72	3.117	0.45	12.56	52.5	622.4	24040
IW-114	7.73	185.5	11130	4/4/2014 12:12	10.417	29.72	3.117	0.45	12.56	52.5	622.3	24040
IW-114	7.74	185.75	11145	4/4/2014 12:27	10.415	29.72	3.117	0.45	12.56	52.5	622.3	24040
IW-114	7.75	186	11160	4/4/2014 12:42	10.409	29.71	3.117	0.45	12.56	52.5	622.5	24040
IW-114	7.76	186.25	11175	4/4/2014 12:57	10.408	29.71	3.147	0.45	12.56	52.5	622.5	24040
IW-114	7.77	186.5	11190	4/4/2014 13:12	10.404	29.71	3.117	0.45	12.55	52.5	622.5	24040
IW-114	7.78	186.75	11205	4/4/2014 13:27	10.396	29.7	3.147	0.45	12.55	52.5	622.8	24040
IW-114	7.79	187	11220	4/4/2014 13:42	10.397	29.7	3.147	0.45	12.55	52.5	622.7	24040
IW-114	7.8	187.25	11235	4/4/2014 13:57	10.392	29.7	3.147	0.45	12.55	52.5	622.7	24040
IW-114	7.81	187.5	11250	4/4/2014 14:12	10.39	29.7	3.117	0.45	12.55	52.5	622.8	24040
IW-114	7.82	187.75	11265	4/4/2014 14:27	10.388	29.69	3.117	0.45	12.55	52.5	622.8	24040
IW-114	7.83	188	11280	4/4/2014 14:42	10.385	29.69	3.147	0.45	12.55	52.5	622.9	24040
IW-114	7.84	188.25	11295	4/4/2014 14:57	10.379	29.68	3.147	0.45	12.55	52.5	623.1	24040
IW-114	7.85	188.5	11310	4/4/2014 15:12	10.371	29.68	3.117	0.45	12.55	52.5	623.2	24040
IW-114	7.86	188.75	11325	4/4/2014 15:27	10.366	29.67	3.117	0.45	12.55	52.5	623.3	24040
IW-114	7.88	189	11340	4/4/2014 15:42	10.358	29.67	3.117	0.45	12.54	52.5	623.4	24040
IW-114	7.89	189.25	11355	4/4/2014 15:57	10.352	29.66	3.147	0.45	12.54	52.5	623.6	24040
IW-114	7.9	189.5	11370	4/4/2014 16:12	10.35	29.66	3.117	0.45	12.54	52.5	623.5	24040
IW-114	7.91	189.75	11385	4/4/2014 16:27	10.35	29.66	3.117	0.45	12.54	52.5	623.6	24040
IW-114	7.92	190	11400	4/4/2014 16:42	10.346	29.65	3.117	0.45	12.54	52.5	623.7	24040
IW-114	7.93	190.25	11415	4/4/2014 16:57	10.342	29.65	3.147	0.45	12.54	52.5	623.8	24040
IW-114	7.94	190.5	11430	4/4/2014 17:12	10.345	29.66	3.117	0.45	12.54	52.5	623.7	24040
IW-114	7.95	190.75	11445	4/4/2014 17:27	10.345	29.65	3.117	0.45	12.54	52.5	623.7	24040
IW-114	7.96	191	11460	4/4/2014 17:42	10.345	29.65	3.117	0.45	12.54	52.5	623.7	24040
IW-114	7.97	191.25	11475	4/4/2014 17:57	10.347	29.66	3.147	0.45	12.54	52.5	623.7	24040
IW-114	7.98	191.5	11490	4/4/2014 18:12	10.345	29.65	3.147	0.45	12.54	52.5	623.7	24040
IW-114	7.99	191.75	11505	4/4/2014 18:27	10.349	29.66	3.117	0.45	12.53	52.5	623.6	24040
IW-114	8	192	11520	4/4/2014 18:42	10.353	29.66	3.117	0.45	12.53	52.5	623.5	24040
IW-114	8.01	192.25	11535	4/4/2014 18:57	10.358	29.67	3.147	0.45	12.53	52.5	623.5	24040
IW-114	8.02	192.5	11550	4/4/2014 19:12	10.356	29.67	3.147	0.45	12.53	52.5	623.5	24040
IW-114	8.03	192.75	11565	4/4/2014 19:27	10.36	29.67	3.117	0.45	12.53	52.5	623.4	24040
IW-114	8.04	193	11580	4/4/2014 19:42	10.359	29.67	3.117	0.45	12.53	52.5	623.4	24040
IW-114	8.05	193.25	11595	4/4/2014 19:57	10.362	29.67	3.117	0.45	12.53	52.5	623.4	24040
IW-114	8.06	193.5	11610	4/4/2014 20:12	10.363	29.67	3.117	0.45	12.53	52.5	623.3	24040
IW-114	8.07	193.75	11625	4/4/2014 20:27	10.375	29.68	3.117	0.45	12.53	52.5	623.2	24040
IW-114	8.08	194	11640	4/4/2014 20:42	10.378	29.69	3.147	0.43	12.53	52.5	623.1	24040
IW-114	8.09	194.25	11655	4/4/2014 20:57	10.385	29.69	3.147	0.45	12.52	52.5	622.9	24040
IW-114	8.1	194.5	11670	4/4/2014 21:12	10.394	29.7	3.117	0.45	12.52	52.5	622.8	24040
IW-114	8.11	194.75	11685	4/4/2014 21:27	10.396	29.7	3.117	0.45	12.52	52.5	622.8	24040

IW-114
TROLL 9500 Water Quality Instrument - ISCO Monitoring Data Summary
March-April 2014
Whirlpool Corporation
Fort Smith, Arkansas

Well	Time - Elapsed (Days)	Time - Elapsed (Hours)	Time - Elapsed (Minutes)	Time - Time Stamp	Level/Depth TOC (ft)	Barometric (in Hg)	Battery (volts)	ORP (V)	pH	RDO (mg/L)	RDO (%Saturation)	Conductivity (µS Actual)
IW-114	8.13	195	11700	4/4/2014 21:42	10.4	29.71	3.117	0.45	12.52	52.5	622.6	24040
IW-114	8.14	195.25	11715	4/4/2014 21:57	10.415	29.72	3.117	0.45	12.52	52.5	622.4	24040
IW-114	8.15	195.5	11730	4/4/2014 22:12	10.417	29.72	3.117	0.45	12.52	52.5	622.3	24040
IW-114	8.16	195.75	11745	4/4/2014 22:27	10.42	29.72	3.117	0.45	12.52	52.5	622.3	24040
IW-114	8.17	196	11760	4/4/2014 22:42	10.422	29.73	3.117	0.45	12.52	52.5	622.2	24040
IW-114	8.18	196.25	11775	4/4/2014 22:57	10.424	29.73	3.147	0.45	12.51	52.5	622.2	24040
IW-114	8.19	196.5	11790	4/4/2014 23:12	10.425	29.73	3.117	0.45	12.51	52.5	622.1	24040
IW-114	8.2	196.75	11805	4/4/2014 23:27	10.423	29.73	3.117	0.45	12.51	52.5	622.2	24040
IW-114	8.21	197	11820	4/4/2014 23:42	10.421	29.73	3.117	0.45	12.51	52.5	622.2	24040
IW-114	8.22	197.25	11835	4/4/2014 23:57	10.424	29.73	3.117	0.45	12.51	52.5	622.2	24040
IW-114	8.23	197.5	11850	4/5/2014 0:12	10.425	29.73	3.117	0.45	12.51	52.5	622.2	24040
IW-114	8.24	197.75	11865	4/5/2014 0:27	10.425	29.73	3.147	0.45	12.51	52.5	622.2	24040
IW-114	8.25	198	11880	4/5/2014 0:42	10.433	29.74	3.117	0.45	12.51	52.5	622.1	24040
IW-114	8.26	198.25	11895	4/5/2014 0:57	10.43	29.73	3.117	0.45	12.51	52.5	622.1	24040
IW-114	8.27	198.5	11910	4/5/2014 1:12	10.431	29.73	3.147	0.45	12.51	52.5	622.1	24040
IW-114	8.28	198.75	11925	4/5/2014 1:27	10.43	29.73	3.147	0.45	12.5	52.5	622.1	24040
IW-114	8.29	199	11940	4/5/2014 1:42	10.434	29.74	3.117	0.45	12.5	52.5	622	24040
IW-114	8.3	199.25	11955	4/5/2014 1:57	10.433	29.74	3.117	0.45	12.5	52.5	621.9	24040
IW-114	8.31	199.5	11970	4/5/2014 2:12	10.437	29.74	3.117	0.45	12.5	52.5	621.9	24040
IW-114	8.32	199.75	11985	4/5/2014 2:27	10.429	29.73	3.117	0.45	12.5	52.5	622.2	24040
IW-114	8.33	200	12000	4/5/2014 2:42	10.425	29.73	3.117	0.45	12.5	52.5	622.1	24040
IW-114	8.34	200.25	12015	4/5/2014 2:57	10.432	29.74	3.117	0.45	12.5	52.5	622	24040
IW-114	8.35	200.5	12030	4/5/2014 3:12	10.428	29.73	3.117	0.45	12.5	52.5	622.2	24040
IW-114	8.36	200.75	12045	4/5/2014 3:27	10.429	29.73	3.147	0.45	12.49	52.5	622	24040
IW-114	8.38	201	12060	4/5/2014 3:42	10.43	29.74	3.147	0.45	12.49	52.5	622.1	24040
IW-114	8.39	201.25	12075	4/5/2014 3:57	10.427	29.73	3.117	0.45	12.49	52.5	622.1	24040
IW-114	8.4	201.5	12090	4/5/2014 4:12	10.414	29.72	3.117	0.45	12.49	52.5	622.4	24040
IW-114	8.41	201.75	12105	4/5/2014 4:27	10.413	29.72	3.147	0.45	12.49	52.5	622.3	24040
IW-114	8.42	202	12120	4/5/2014 4:42	10.41	29.72	3.117	0.45	12.49	52.5	622.4	24040
IW-114	8.43	202.25	12135	4/5/2014 4:57	10.412	29.72	3.117	0.45	12.49	52.5	622.4	24040
IW-114	8.44	202.5	12150	4/5/2014 5:12	10.413	29.72	3.117	0.45	12.49	52.5	622.5	24040
IW-114	8.45	202.75	12165	4/5/2014 5:27	10.409	29.71	3.117	0.45	12.49	52.5	622.6	24040
IW-114	8.46	203	12180	4/5/2014 5:42	10.406	29.71	3.147	0.45	12.48	52.5	622.6	24040
IW-114	8.47	203.25	12195	4/5/2014 5:57	10.415	29.72	3.117	0.45	12.48	52.5	622.3	24040
IW-114	8.48	203.5	12210	4/5/2014 6:12	10.416	29.72	3.147	0.45	12.48	52.5	622.3	24040
IW-114	8.49	203.75	12225	4/5/2014 6:27	10.413	29.72	3.117	0.45	12.48	52.5	622.4	24040
IW-114	8.5	204	12240	4/5/2014 6:42	10.419	29.72	3.117	0.45	12.48	52.5	622.4	24040
IW-114	8.51	204.25	12255	4/5/2014 6:57	10.423	29.73	3.117	0.45	12.48	52.5	622.2	24040
IW-114	8.52	204.5	12270	4/5/2014 7:12	10.434	29.74	3.147	0.45	12.48	52.5	622	24040

IW-114
TROLL 9500 Water Quality Instrument - ISCO Monitoring Data Summary
March-April 2014
Whirlpool Corporation
Fort Smith, Arkansas

Well	Time - Elapsed (Days)	Time - Elapsed (Hours)	Time - Elapsed (Minutes)	Time - Time Stamp	Level/Depth TOC (ft)	Barometric (in Hg)	Battery (volts)	ORP (V)	pH	RDO (mg/L)	RDO (%Saturation)	Conductivity (µS Actual)
IW-114	8.53	204.75	12285	4/5/2014 7:27	10.447	29.75	3.117	0.45	12.48	52.5	621.7	24040
IW-114	8.54	205	12300	4/5/2014 7:42	10.455	29.76	3.117	0.45	12.47	52.5	621.5	24040
IW-114	8.55	205.25	12315	4/5/2014 7:57	10.467	29.77	3.117	0.46	12.47	52.5	621.4	24040
IW-114	8.56	205.5	12330	4/5/2014 8:12	10.464	29.77	3.117	0.46	12.47	52.5	621.4	24040
IW-114	8.57	205.75	12345	4/5/2014 8:27	10.468	29.77	3.117	0.45	12.47	52.5	621.4	24040
IW-114	8.58	206	12360	4/5/2014 8:42	10.464	29.77	3.117	0.46	12.47	52.5	621.4	24040
IW-114	8.59	206.25	12375	4/5/2014 8:57	10.472	29.77	3.117	0.46	12.47	52.5	621.3	24040
IW-114	8.6	206.5	12390	4/5/2014 9:12	10.473	29.77	3.117	0.46	12.47	52.5	621.2	24040
IW-114	8.61	206.75	12405	4/5/2014 9:27	10.482	29.78	3.117	0.46	12.46	52.5	621	24040
IW-114	8.63	207	12420	4/5/2014 9:42	10.486	29.79	3.117	0.46	12.46	52.5	621	24040
IW-114	8.64	207.25	12435	4/5/2014 9:57	10.491	29.79	3.147	0.46	12.46	52.5	620.9	24040
IW-114	8.65	207.5	12450	4/5/2014 10:12	10.489	29.79	3.117	0.45	12.46	52.5	621	24040
IW-114	8.66	207.75	12465	4/5/2014 10:27	10.487	29.79	3.117	0.46	12.46	52.5	621.1	24040
IW-114	8.67	208	12480	4/5/2014 10:42	10.479	29.78	3.117	0.46	12.46	52.5	621.1	24040
IW-114	8.68	208.25	12495	4/5/2014 10:57	10.474	29.78	3.117	0.46	12.46	52.5	621.3	24040
IW-114	8.69	208.5	12510	4/5/2014 11:12	10.477	29.78	3.117	0.46	12.45	52.5	621.1	24040
IW-114	8.7	208.75	12525	4/5/2014 11:27	10.474	29.78	3.117	0.46	12.46	52.5	621.3	24040
IW-114	8.71	209	12540	4/5/2014 11:42	10.468	29.77	3.147	0.46	12.45	52.5	621.4	24040
IW-114	8.72	209.25	12555	4/5/2014 11:57	10.47	29.77	3.117	0.46	12.45	52.5	621.4	24040
IW-114	8.73	209.5	12570	4/5/2014 12:12	10.46	29.76	3.117	0.46	12.45	52.5	621.6	24040
IW-114	8.74	209.75	12585	4/5/2014 12:27	10.456	29.76	3.117	0.46	12.45	52.5	621.7	24040
IW-114	8.75	210	12600	4/5/2014 12:42	10.45	29.75	3.117	0.46	12.45	52.5	621.7	24040
IW-114	8.76	210.25	12615	4/5/2014 12:57	10.446	29.75	3.147	0.44	12.44	52.5	621.8	24040
IW-114	8.77	210.5	12630	4/5/2014 13:12	10.426	29.73	3.147	0.46	12.44	52.5	622.2	24040
IW-114	8.78	210.75	12645	4/5/2014 13:27	10.421	29.73	3.117	0.46	12.43	52.5	622.3	24040
IW-114	8.79	211	12660	4/5/2014 13:42	10.401	29.71	3.117	0.46	12.43	52.5	622.6	24040
IW-114	8.8	211.25	12675	4/5/2014 13:57	10.392	29.7	3.117	0.46	12.43	52.5	622.9	24040
IW-114	8.81	211.5	12690	4/5/2014 14:12	10.384	29.69	3.117	0.46	12.43	52.5	623.1	24040
IW-114	8.82	211.75	12705	4/5/2014 14:27	10.371	29.68	3.117	0.46	12.43	52.5	623.3	24040
IW-114	8.83	212	12720	4/5/2014 14:42	10.364	29.68	3.147	0.46	12.43	52.5	623.4	24040
IW-114	8.84	212.25	12735	4/5/2014 14:57	10.359	29.67	3.117	0.45	12.43	52.5	623.6	24040
IW-114	8.85	212.5	12750	4/5/2014 15:12	10.345	29.66	3.117	0.46	12.43	52.5	623.8	24040
IW-114	8.86	212.75	12765	4/5/2014 15:27	10.336	29.65	3.117	0.46	12.43	52.5	624	24040
IW-114	8.88	213	12780	4/5/2014 15:42	10.336	29.65	3.117	0.46	12.42	52.5	624	24040
IW-114	8.89	213.25	12795	4/5/2014 15:57	10.331	29.65	3.117	0.46	12.42	52.5	624.1	24040
IW-114	8.9	213.5	12810	4/5/2014 16:12	10.326	29.64	3.117	0.46	12.42	52.5	624.2	24040
IW-114	8.91	213.75	12825	4/5/2014 16:27	10.317	29.63	3.117	0.46	12.42	52.5	624.4	24040
IW-114	8.92	214	12840	4/5/2014 16:42	10.313	29.63	3.117	0.46	12.42	52.5	624.5	24040
IW-114	8.93	214.25	12855	4/5/2014 16:57	10.308	29.62	3.117	0.46	12.42	52.5	624.5	24040

IW-114
TROLL 9500 Water Quality Instrument - ISCO Monitoring Data Summary
March-April 2014
Whirlpool Corporation
Fort Smith, Arkansas

Well	Time - Elapsed (Days)	Time - Elapsed (Hours)	Time - Elapsed (Minutes)	Time - Time Stamp	Level/Depth TOC (ft)	Barometric (in Hg)	Battery (volts)	ORP (V)	pH	RDO (mg/L)	RDO (%Saturation)	Conductivity (µS Actual)
IW-114	8.94	214.5	12870	4/5/2014 17:12	10.301	29.62	3.117	0.46	12.42	52.5	624.6	24040
IW-114	8.95	214.75	12885	4/5/2014 17:27	10.293	29.61	3.117	0.46	12.42	52.5	624.9	24040
IW-114	8.96	215	12900	4/5/2014 17:42	10.286	29.6	3.117	0.46	12.41	52.5	624.9	24040
IW-114	8.97	215.25	12915	4/5/2014 17:57	10.29	29.61	3.147	0.46	12.41	52.5	624.9	24040
IW-114	8.98	215.5	12930	4/5/2014 18:12	10.283	29.6	3.117	0.46	12.41	52.5	625.1	24040
IW-114	8.99	215.75	12945	4/5/2014 18:27	10.281	29.6	3.117	0.46	12.41	52.5	625.1	24040
IW-114	9	216	12960	4/5/2014 18:42	10.284	29.6	3.117	0.46	12.41	52.5	625	24040
IW-114	9.01	216.25	12975	4/5/2014 18:57	10.28	29.6	3.117	0.46	12.41	52.5	625.1	24040
IW-114	9.02	216.5	12990	4/5/2014 19:12	10.283	29.6	3.147	0.46	12.41	52.5	625.1	24040
IW-114	9.03	216.75	13005	4/5/2014 19:27	10.272	29.59	3.117	0.46	12.41	52.5	625.2	24040
IW-114	9.04	217	13020	4/5/2014 19:42	10.268	29.59	3.147	0.46	12.41	52.5	625.3	24040
IW-114	9.05	217.25	13035	4/5/2014 19:57	10.271	29.59	3.117	0.46	12.4	52.5	625.3	24040
IW-114	9.06	217.5	13050	4/5/2014 20:12	10.265	29.59	3.117	0.46	12.4	52.5	625.4	24040
IW-114	9.07	217.75	13065	4/5/2014 20:27	10.28	29.6	3.147	0.46	12.4	52.5	625.1	24040
IW-114	9.08	218	13080	4/5/2014 20:42	10.279	29.6	3.117	0.46	12.4	52.5	625.1	24040
IW-114	9.09	218.25	13095	4/5/2014 20:57	10.28	29.6	3.117	0.46	12.4	52.5	625.1	24040
IW-114	9.1	218.5	13110	4/5/2014 21:12	10.28	29.6	3.117	0.46	12.4	52.5	625.1	24040
IW-114	9.11	218.75	13125	4/5/2014 21:27	10.299	29.62	3.117	0.46	12.4	52.5	624.7	24040
IW-114	9.13	219	13140	4/5/2014 21:42	10.303	29.62	3.117	0.46	12.4	52.5	624.6	24040
IW-114	9.14	219.25	13155	4/5/2014 21:57	10.309	29.63	3.117	0.46	12.39	52.5	624.6	24040
IW-114	9.15	219.5	13170	4/5/2014 22:12	10.296	29.61	3.117	0.46	12.39	52.5	624.9	24040
IW-114	9.16	219.75	13185	4/5/2014 22:27	10.31	29.63	3.147	0.46	12.39	52.5	624.6	24040
IW-114	9.17	220	13200	4/5/2014 22:42	10.313	29.63	3.117	0.46	12.39	52.5	624.4	24040
IW-114	9.18	220.25	13215	4/5/2014 22:57	10.344	29.66	3.117	0.46	12.39	52.5	623.8	24040
IW-114	9.19	220.5	13230	4/5/2014 23:12	10.366	29.68	3.117	0.46	12.39	52.5	623.3	24040
IW-114	9.2	220.75	13245	4/5/2014 23:27	10.363	29.68	3.117	0.46	12.39	52.5	623.4	24040
IW-114	9.21	221	13260	4/5/2014 23:42	10.37	29.68	3.147	0.46	12.39	52.5	623.4	24040
IW-114	9.22	221.25	13275	4/5/2014 23:57	10.376	29.69	3.117	0.46	12.39	52.5	623.2	24040
IW-114	9.23	221.5	13290	4/6/2014 0:12	10.383	29.69	3.117	0.46	12.39	52.5	623.2	24040
IW-114	9.24	221.75	13305	4/6/2014 0:27	10.372	29.68	3.147	0.46	12.39	52.5	623.3	24040
IW-114	9.25	222	13320	4/6/2014 0:42	10.361	29.67	3.117	0.46	12.38	52.5	623.5	24040
IW-114	9.26	222.25	13335	4/6/2014 0:57	10.366	29.68	3.117	0.46	12.38	52.5	623.4	24040
IW-114	9.27	222.5	13350	4/6/2014 1:12	10.369	29.68	3.117	0.46	12.38	52.5	623.4	24040
IW-114	9.28	222.75	13365	4/6/2014 1:27	10.376	29.69	3.117	0.46	12.38	52.5	623.3	24040
IW-114	9.29	223	13380	4/6/2014 1:42	10.375	29.69	3.117	0.46	12.38	52.5	623.3	24040
IW-114	9.3	223.25	13395	4/6/2014 1:57	10.371	29.68	3.117	0.46	12.38	52.5	623.3	24040
IW-114	9.31	223.5	13410	4/6/2014 2:12	10.362	29.67	3.147	0.45	12.38	52.5	623.5	24040
IW-114	9.32	223.75	13425	4/6/2014 2:27	10.351	29.66	3.117	0.46	12.38	52.5	623.8	24040
IW-114	9.33	224	13440	4/6/2014 2:42	10.341	29.66	3.117	0.46	12.37	52.5	623.9	24040

IW-114
TROLL 9500 Water Quality Instrument - ISCO Monitoring Data Summary
March-April 2014
Whirlpool Corporation
Fort Smith, Arkansas

Well	Time - Elapsed (Days)	Time - Elapsed (Hours)	Time - Elapsed (Minutes)	Time - Time Stamp	Level/Depth TOC (ft)	Barometric (in Hg)	Battery (volts)	ORP (V)	pH	RDO (mg/L)	RDO (%Saturation)	Conductivity (µS Actual)
IW-114	9.34	224.25	13455	4/6/2014 2:57	10.334	29.65	3.117	0.46	12.37	52.5	624.1	24040
IW-114	9.35	224.5	13470	4/6/2014 3:12	10.331	29.65	3.117	0.46	12.37	52.5	624.1	24040
IW-114	9.36	224.75	13485	4/6/2014 3:27	10.326	29.64	3.117	0.46	12.37	52.5	624.2	24040
IW-114	9.38	225	13500	4/6/2014 3:42	10.32	29.64	3.117	0.46	12.37	52.5	624.3	24040
IW-114	9.39	225.25	13515	4/6/2014 3:57	10.315	29.63	3.117	0.45	12.37	52.5	624.5	24040
IW-114	9.4	225.5	13530	4/6/2014 4:12	10.306	29.62	3.117	0.45	12.37	52.5	624.6	24040
IW-114	9.41	225.75	13545	4/6/2014 4:27	10.301	29.62	3.117	0.45	12.37	52.5	624.6	24040
IW-114	9.42	226	13560	4/6/2014 4:42	10.295	29.61	3.117	0.45	12.37	52.5	624.8	24040
IW-114	9.43	226.25	13575	4/6/2014 4:57	10.289	29.61	3.147	0.45	12.37	52.5	625	24040
IW-114	9.44	226.5	13590	4/6/2014 5:12	10.281	29.6	3.117	0.45	12.36	52.5	625.1	24040
IW-114	9.45	226.75	13605	4/6/2014 5:27	10.272	29.59	3.117	0.45	12.36	52.5	625.3	24040
IW-114	9.46	227	13620	4/6/2014 5:42	10.268	29.59	3.117	0.45	12.36	52.5	625.3	24040
IW-114	9.47	227.25	13635	4/6/2014 5:57	10.245	29.57	3.117	0.45	12.36	52.5	625.8	24040
IW-114	9.48	227.5	13650	4/6/2014 6:12	10.249	29.57	3.117	0.45	12.36	52.5	625.7	24040
IW-114	9.49	227.75	13665	4/6/2014 6:27	10.252	29.57	3.117	0.45	12.36	52.5	625.7	24040
IW-114	9.5	228	13680	4/6/2014 6:42	10.244	29.57	3.117	0.45	12.36	52.5	625.9	24040
IW-114	9.51	228.25	13695	4/6/2014 6:57	10.235	29.56	3.117	0.45	12.36	52.5	626	24040
IW-114	9.52	228.5	13710	4/6/2014 7:12	10.237	29.56	3.117	0.45	12.36	52.5	626	24040
IW-114	9.53	228.75	13725	4/6/2014 7:27	10.24	29.56	3.117	0.45	12.35	52.5	625.9	24040
IW-114	9.54	229	13740	4/6/2014 7:42	10.243	29.57	3.117	0.45	12.35	52.5	625.8	24040
IW-114	9.55	229.25	13755	4/6/2014 7:57	10.243	29.56	3.117	0.45	12.35	52.5	626	24040
IW-114	9.56	229.5	13770	4/6/2014 8:12	10.22	29.55	3.117	0.45	12.35	52.5	626.3	24040
IW-114	9.57	229.75	13785	4/6/2014 8:27	10.211	29.54	3.117	0.45	12.35	52.5	626.5	24040
IW-114	9.58	230	13800	4/6/2014 8:42	10.233	29.56	3.117	0.45	12.35	52.5	626.1	24040
IW-114	9.59	230.25	13815	4/6/2014 8:57	10.227	29.55	3.117	0.45	12.35	52.5	626.2	24040
IW-114	9.6	230.5	13830	4/6/2014 9:12	10.206	29.53	3.117	0.45	12.35	52.5	626.6	24040
IW-114	9.61	230.75	13845	4/6/2014 9:27	10.214	29.54	3.117	0.45	12.35	52.5	626.4	24040
IW-114	9.63	231	13860	4/6/2014 9:42	10.213	29.54	3.117	0.45	12.35	52.5	626.6	24040
IW-114	9.64	231.25	13875	4/6/2014 9:57	10.188	29.52	3.117	0.45	12.35	52.5	627	24040
IW-114	9.65	231.5	13890	4/6/2014 10:12	10.199	29.53	3.117	0.45	12.34	52.5	626.8	24040
IW-114	9.66	231.75	13905	4/6/2014 10:27	10.206	29.53	3.117	0.45	12.34	52.5	626.5	24040
IW-114	9.67	232	13920	4/6/2014 10:42	10.197	29.52	3.117	0.45	12.34	52.5	626.7	24040
IW-114	9.68	232.25	13935	4/6/2014 10:57	10.197	29.52	3.147	0.45	12.34	52.5	626.8	24040
IW-114	9.69	232.5	13950	4/6/2014 11:12	10.202	29.53	3.117	0.45	12.34	52.5	626.7	24040
IW-114	9.7	232.75	13965	4/6/2014 11:27	10.203	29.53	3.117	0.45	12.34	52.23	623.4	24040
IW-114	9.71	233	13980	4/6/2014 11:42	10.197	29.52	3.117	0.45	12.34	52.5	626.8	24040
IW-114	9.72	233.25	13995	4/6/2014 11:57	10.185	29.51	3.117	0.45	12.34	52.5	627	24040
IW-114	9.73	233.5	14010	4/6/2014 12:12	10.184	29.51	3.117	0.45	12.34	52.5	627	24040
IW-114	9.74	233.75	14025	4/6/2014 12:27	10.171	29.5	3.117	0.45	12.33	52.5	627.3	24040

IW-114
TROLL 9500 Water Quality Instrument - ISCO Monitoring Data Summary
March-April 2014
Whirlpool Corporation
Fort Smith, Arkansas

Well	Time - Elapsed (Days)	Time - Elapsed (Hours)	Time - Elapsed (Minutes)	Time - Time Stamp	Level/Depth TOC (ft)	Barometric (in Hg)	Battery (volts)	ORP (V)	pH	RDO (mg/L)	RDO (%Saturation)	Conductivity (µS Actual)
IW-114	9.75	234	14040	4/6/2014 12:42	10.177	29.5	3.117	0.45	12.33	52.5	627.2	24040
IW-114	9.76	234.25	14055	4/6/2014 12:57	10.168	29.5	3.147	0.45	12.33	52.5	627.4	24040
IW-114	9.77	234.5	14070	4/6/2014 13:12	10.191	29.52	3.117	0.45	12.33	52.5	626.9	24040
IW-114	9.78	234.75	14085	4/6/2014 13:27	10.209	29.53	3.117	0.45	12.33	52.5	626.6	24040
IW-114	9.79	235	14100	4/6/2014 13:42	10.214	29.54	3.117	0.45	12.33	52.5	626.4	24040
IW-114	9.8	235.25	14115	4/6/2014 13:57	10.212	29.54	3.117	0.45	12.33	52.5	626.5	24040
IW-114	9.81	235.5	14130	4/6/2014 14:12	10.214	29.54	3.117	0.45	12.33	52.5	626.5	24040
IW-114	9.82	235.75	14145	4/6/2014 14:27	10.214	29.54	3.117	0.45	12.33	52.5	626.5	24040
IW-114	9.83	236	14160	4/6/2014 14:42	10.203	29.53	3.117	0.45	12.33	52.5	626.7	24040
IW-114	9.84	236.25	14175	4/6/2014 14:57	10.159	29.49	3.117	0.45	12.32	52.5	627.6	24040
IW-114	9.85	236.5	14190	4/6/2014 15:12	10.14	29.47	3.117	0.45	12.32	52.5	628	24040
IW-114	9.86	236.75	14205	4/6/2014 15:27	10.131	29.46	3.117	0.45	12.32	52.5	628.1	24040
IW-114	9.88	237	14220	4/6/2014 15:42	10.12	29.45	3.117	0.45	12.32	52.5	628.3	24040
IW-114	9.89	237.25	14235	4/6/2014 15:57	10.117	29.45	3.147	0.45	12.32	52.5	628.4	24040
IW-114	9.9	237.5	14250	4/6/2014 16:12	10.122	29.45	3.117	0.45	12.32	52.5	628.4	24040
IW-114	9.91	237.75	14265	4/6/2014 16:27	10.124	29.46	3.117	0.45	12.32	52.5	628.3	24040
IW-114	9.92	238	14280	4/6/2014 16:42	10.123	29.46	3.147	0.45	12.32	52.5	628.3	24040
IW-114	9.93	238.25	14295	4/6/2014 16:57	10.12	29.45	3.117	0.45	12.32	52.5	628.3	24040
IW-114	9.94	238.5	14310	4/6/2014 17:12	10.12	29.45	3.117	0.45	12.32	52.5	628.5	24040
IW-114	9.95	238.75	14325	4/6/2014 17:27	10.12	29.45	3.117	0.45	12.32	52.5	628.3	24040
IW-114	9.96	239	14340	4/6/2014 17:42	10.117	29.45	3.147	0.45	12.32	52.5	628.4	24040
IW-114	9.97	239.25	14355	4/6/2014 17:57	10.117	29.45	3.117	0.45	12.31	52.5	628.5	24040
IW-114	9.98	239.5	14370	4/6/2014 18:12	10.117	29.45	3.117	0.45	12.31	52.5	628.4	24040
IW-114	9.99	239.75	14385	4/6/2014 18:27	10.116	29.45	3.117	0.45	12.31	52.5	628.5	24040
IW-114	10	240	14400	4/6/2014 18:42	10.118	29.45	3.147	0.44	12.31	52.5	628.4	24040
IW-114	10.01	240.25	14415	4/6/2014 18:57	10.116	29.45	3.117	0.45	12.31	52.5	628.5	24040
IW-114	10.02	240.5	14430	4/6/2014 19:12	10.115	29.45	3.117	0.45	12.31	52.5	628.5	24040
IW-114	10.03	240.75	14445	4/6/2014 19:27	10.114	29.45	3.147	0.44	12.31	52.5	628.5	24040
IW-114	10.04	241	14460	4/6/2014 19:42	10.115	29.45	3.117	0.45	12.31	52.5	628.5	24040
IW-114	10.05	241.25	14475	4/6/2014 19:57	10.112	29.44	3.117	0.45	12.31	52.5	628.6	24040
IW-114	10.06	241.5	14490	4/6/2014 20:12	10.111	29.44	3.147	0.45	12.31	52.5	628.6	24040
IW-114	10.07	241.75	14505	4/6/2014 20:27	10.11	29.44	3.117	0.45	12.31	52.5	628.7	24040
IW-114	10.08	242	14520	4/6/2014 20:42	10.107	29.44	3.117	0.45	12.3	52.5	628.7	24040
IW-114	10.09	242.25	14535	4/6/2014 20:57	10.106	29.44	3.117	0.45	12.3	52.5	628.8	24040
IW-114	10.1	242.5	14550	4/6/2014 21:12	10.106	29.44	3.117	0.45	12.3	52.5	628.7	24040
IW-114	10.11	242.75	14565	4/6/2014 21:27	10.104	29.44	3.117	0.45	12.3	52.5	628.7	24040
IW-114	10.13	243	14580	4/6/2014 21:42	10.102	29.44	3.117	0.45	12.3	52.5	628.8	24040
IW-114	10.14	243.25	14595	4/6/2014 21:57	10.102	29.43	3.117	0.45	12.3	52.5	628.9	24040
IW-114	10.15	243.5	14610	4/6/2014 22:12	10.1	29.43	3.117	0.45	12.3	52.5	628.8	24040

IW-114
TROLL 9500 Water Quality Instrument - ISCO Monitoring Data Summary
March-April 2014
Whirlpool Corporation
Fort Smith, Arkansas

Well	Time - Elapsed (Days)	Time - Elapsed (Hours)	Time - Elapsed (Minutes)	Time - Time Stamp	Level/Depth TOC (ft)	Barometric (in Hg)	Battery (volts)	ORP (V)	pH	RDO (mg/L)	RDO (%Saturation)	Conductivity (µS Actual)
IW-114	10.16	243.75	14625	4/6/2014 22:27	10.1	29.43	3.147	0.45	12.3	52.5	628.9	24040
IW-114	10.17	244	14640	4/6/2014 22:42	10.098	29.43	3.117	0.45	12.3	52.5	628.9	24040
IW-114	10.18	244.25	14655	4/6/2014 22:57	10.097	29.43	3.117	0.45	12.3	52.5	628.9	24040
IW-114	10.19	244.5	14670	4/6/2014 23:12	10.098	29.43	3.117	0.45	12.29	52.5	628.9	24040
IW-114	10.2	244.75	14685	4/6/2014 23:27	10.096	29.43	3.117	0.45	12.29	52.5	629	24040
IW-114	10.21	245	14700	4/6/2014 23:42	10.095	29.43	3.117	0.45	12.29	52.5	628.9	24040
IW-114	10.22	245.25	14715	4/6/2014 23:57	10.094	29.43	3.117	0.45	12.29	52.5	629	24040
IW-114	10.23	245.5	14730	4/7/2014 0:12	10.093	29.43	3.088	0.45	12.29	52.5	629	24040
IW-114	10.24	245.75	14745	4/7/2014 0:27	10.093	29.43	3.117	0.45	12.29	52.5	629.1	24040
IW-114	10.25	246	14760	4/7/2014 0:42	10.093	29.43	3.117	0.45	12.29	52.5	629	24040
IW-114	10.26	246.25	14775	4/7/2014 0:57	10.094	29.43	3.147	0.45	12.29	52.5	628.9	24040
IW-114	10.27	246.5	14790	4/7/2014 1:12	10.097	29.43	3.117	0.46	12.29	52.5	628.9	24040
IW-114	10.28	246.75	14805	4/7/2014 1:27	10.102	29.43	3.117	0.46	12.29	52.5	628.8	24040
IW-114	10.29	247	14820	4/7/2014 1:42	10.106	29.44	3.147	0.46	12.29	52.5	628.7	24040
IW-114	10.3	247.25	14835	4/7/2014 1:57	10.11	29.44	3.147	0.46	12.29	52.5	628.6	24040
IW-114	10.31	247.5	14850	4/7/2014 2:12	10.115	29.45	3.117	0.46	12.28	52.44	627.8	24040
IW-114	10.32	247.75	14865	4/7/2014 2:27	10.12	29.45	3.117	0.46	12.28	52.5	628.4	24040
IW-114	10.33	248	14880	4/7/2014 2:42	10.126	29.46	3.147	0.46	12.28	52.5	628.3	24040
IW-114	10.34	248.25	14895	4/7/2014 2:57	10.132	29.46	3.117	0.46	12.28	52.44	627.5	24040
IW-114	10.35	248.5	14910	4/7/2014 3:12	10.139	29.47	3.117	0.46	12.28	52.32	625.9	24040
IW-114	10.36	248.75	14925	4/7/2014 3:27	10.145	29.47	3.147	0.46	12.28	52.31	625.7	24040
IW-114	10.38	249	14940	4/7/2014 3:42	10.153	29.48	3.147	0.46	12.28	52.26	625	24040
IW-114	10.39	249.25	14955	4/7/2014 3:57	10.16	29.49	3.117	0.46	12.28	52.06	622.4	24040
IW-114	10.4	249.5	14970	4/7/2014 4:12	10.168	29.5	3.117	0.46	12.28	51.9	620.3	24040
IW-114	10.41	249.75	14985	4/7/2014 4:27	10.176	29.5	3.117	0.46	12.28	51.97	621	24040
IW-114	10.42	250	15000	4/7/2014 4:42	10.185	29.51	3.117	0.46	12.27	52.11	622.5	24040
IW-114	10.43	250.25	15015	4/7/2014 4:57	10.193	29.52	3.117	0.46	12.27	52.02	621.2	24040
IW-114	10.44	250.5	15030	4/7/2014 5:12	10.201	29.53	3.117	0.45	12.27	52.11	622.1	24040
IW-114	10.45	250.75	15045	4/7/2014 5:27	10.211	29.53	3.117	0.46	12.27	52.16	622.5	24040
IW-114	10.46	251	15060	4/7/2014 5:42	10.22	29.54	3.088	0.46	12.27	52.5	626.5	24040
IW-114	10.47	251.25	15075	4/7/2014 5:57	10.231	29.55	3.147	0.46	12.27	52.5	626.2	24040
IW-114	10.48	251.5	15090	4/7/2014 6:12	10.24	29.56	3.117	0.46	12.27	52.5	626.1	24040
IW-114	10.49	251.75	15105	4/7/2014 6:27	10.252	29.57	3.117	0.46	12.27	52.45	625.3	24040
IW-114	10.5	252	15120	4/7/2014 6:42	10.26	29.58	3.117	0.46	12.27	52.5	625.8	24040
IW-114	10.51	252.25	15135	4/7/2014 6:57	10.268	29.59	3.117	0.46	12.27	52.5	625.5	24040
IW-114	10.52	252.5	15150	4/7/2014 7:12	10.277	29.6	3.147	0.46	12.27	52.4	624.1	24040
IW-114	10.53	252.75	15165	4/7/2014 7:27	10.287	29.6	3.117	0.46	12.27	52.5	625.2	24040
IW-114	10.54	253	15180	4/7/2014 7:42	10.295	29.61	3.147	0.46	12.27	52.5	625	24040
IW-114	10.55	253.25	15195	4/7/2014 7:57	10.303	29.62	3.117	0.46	12.27	52.5	624.9	24040

IW-114
TROLL 9500 Water Quality Instrument - ISCO Monitoring Data Summary
March-April 2014
Whirlpool Corporation
Fort Smith, Arkansas

Well	Time - Elapsed (Days)	Time - Elapsed (Hours)	Time - Elapsed (Minutes)	Time - Time Stamp	Level/Depth TOC (ft)	Barometric (in Hg)	Battery (volts)	ORP (V)	pH	RDO (mg/L)	RDO (%Saturation)	Conductivity (µS Actual)
IW-114	10.56	253.5	15210	4/7/2014 8:12	10.318	29.63	3.117	0.46	12.27	52.5	624.5	24040
IW-114	10.57	253.75	15225	4/7/2014 8:27	10.339	29.65	3.117	0.46	12.26	52.5	624	24040
IW-114	10.58	254	15240	4/7/2014 8:42	10.352	29.66	3.117	0.46	12.26	52.5	623.8	24040
IW-114	10.59	254.25	15255	4/7/2014 8:57	10.37	29.68	3.117	0.46	12.26	52.5	623.5	24040
IW-114	10.6	254.5	15270	4/7/2014 9:12	10.391	29.7	3.117	0.46	12.26	52.5	623.1	24040
IW-114	10.61	254.75	15285	4/7/2014 9:27	10.411	29.72	3.147	0.46	12.26	52.5	622.7	24040
IW-114	10.63	255	15300	4/7/2014 9:42	10.43	29.73	3.117	0.45	12.26	52.49	622.3	24040
IW-114	10.64	255.25	15315	4/7/2014 9:57	10.443	29.75	3.147	0.45	12.26	52.5	622.2	24040
IW-114	10.65	255.5	15330	4/7/2014 10:12	10.451	29.75	3.117	0.45	12.26	52.5	621.9	24040
IW-114	10.66	255.75	15345	4/7/2014 10:27	10.438	29.74	3.088	0.45	12.26	52.5	622.2	24040
IW-114	10.67	256	15360	4/7/2014 10:42	10.144	29.48	3.117	0.45	12.26	52.5	627.7	24040
IW-114	10.68	256.25	15375	4/7/2014 10:57	10.086	29.43	3.117	0.45	12.26	52.5	628.9	24040
IW-114	10.69	256.5	15390	4/7/2014 11:12	10.077	29.42	3.117	0.45	12.25	52.5	629.1	24040
IW-114	10.7	256.75	15405	4/7/2014 11:27	10.068	29.42	3.117	0.45	12.25	52.5	629.3	24040
IW-114	10.71	257	15420	4/7/2014 11:42	10.065	29.41	3.117	0.46	12.25	52.5	629.3	24040
IW-114	10.72	257.25	15435	4/7/2014 11:57	10.067	29.41	3.117	0.45	12.25	52.5	629.3	24040
IW-114	10.73	257.5	15450	4/7/2014 12:12	10.068	29.42	3.117	0.45	12.25	52.5	629.2	24040
IW-114	10.74	257.75	15465	4/7/2014 12:27	10.07	29.42	3.117	0.45	12.25	52.42	628.2	24040
IW-114	10.75	258	15480	4/7/2014 12:42	10.064	29.41	3.117	0.45	12.25	52.13	624.8	24040
IW-114	10.76	258.25	15495	4/7/2014 12:57	10.067	29.41	3.117	0.45	12.25	52.2	625.6	24040
IW-114	10.77	258.5	15510	4/7/2014 13:12	10.069	29.42	3.117	0.45	12.25	52.5	629.2	24040
IW-114	10.78	258.75	15525	4/7/2014 13:27	10.063	29.41	3.147	0.45	12.25	52.5	629.3	24040
IW-114	10.79	259	15540	4/7/2014 13:42	10.061	29.41	3.117	0.45	12.25	52.5	629.4	24040
IW-114	10.8	259.25	15555	4/7/2014 13:57	10.06	29.41	3.117	0.45	12.25	52.5	629.3	24040
IW-114	10.81	259.5	15570	4/7/2014 14:12	10.058	29.41	3.088	0.45	12.25	52.5	629.4	24040
IW-114	10.82	259.75	15585	4/7/2014 14:27	10.06	29.41	3.117	0.45	12.23	52.37	627.9	24040
IW-114	10.83	260	15600	4/7/2014 14:42	10.053	29.4	3.147	0.46	12.23	52.5	629.5	24040
IW-114	10.84	260.25	15615	4/7/2014 14:57	10.053	29.4	3.117	0.46	12.23	52.5	629.5	24040
IW-114	10.85	260.5	15630	4/7/2014 15:12	10.045	29.4	3.117	0.46	12.23	52.5	629.7	24040
IW-114	10.86	260.75	15645	4/7/2014 15:27	10.042	29.39	3.147	0.46	12.23	52.5	629.7	24040
IW-114	10.88	261	15660	4/7/2014 15:42	10.046	29.39	3.117	0.46	12.23	52.5	629.7	24040
IW-114	10.89	261.25	15675	4/7/2014 15:57	10.045	29.39	3.117	0.46	12.23	52.5	629.8	24040
IW-114	10.9	261.5	15690	4/7/2014 16:12	10.048	29.39	3.117	0.46	12.23	52.5	629.7	24040
IW-114	10.91	261.75	15705	4/7/2014 16:27	10.045	29.39	3.117	0.43	12.21	47.42	568.7	24040
IW-114	10.92	262	15720	4/7/2014 16:42	10.04	29.39	3.117	0.45	12.21	48.18	578	24040
IW-114	10.93	262.25	15735	4/7/2014 16:57	10.046	29.4	3.117	0.46	12.21	49.36	591.9	24040
IW-114	10.94	262.5	15750	4/7/2014 17:12	10.044	29.4	3.117	0.46	12.21	49.31	591.4	24040
IW-114	10.95	262.75	15765	4/7/2014 17:27	10.041	29.4	3.117	0.46	12.21	49.32	591.5	24040
IW-114	10.96	263	15780	4/7/2014 17:42	10.048	29.39	3.117	0.46	12.21	49.4	592.7	24040

IW-114
TROLL 9500 Water Quality Instrument - ISCO Monitoring Data Summary
March-April 2014
Whirlpool Corporation
Fort Smith, Arkansas

Well	Time - Elapsed (Days)	Time - Elapsed (Hours)	Time - Elapsed (Minutes)	Time - Time Stamp	Level/Depth TOC (ft)	Barometric (in Hg)	Battery (volts)	ORP (V)	pH	RDO (mg/L)	RDO (%Saturation)	Conductivity (µS Actual)
IW-114	10.97	263.25	15795	4/7/2014 17:57	10.042	29.39	3.117	0.46	12.21	49.32	591.6	24040
IW-114	10.98	263.5	15810	4/7/2014 18:12	10.04	29.39	3.117	0.46	12.21	49.15	589.5	24040
IW-114	10.99	263.75	15825	4/7/2014 18:27	10.044	29.4	3.147	0.46	12.21	48.99	587.6	24040
IW-114	11	264	15840	4/7/2014 18:42	10.044	29.4	3.117	0.46	12.21	49.12	589.1	24040
IW-114	11.01	264.25	15855	4/7/2014 18:57	10.048	29.4	3.117	0.46	12.21	48.57	582.4	24040
IW-114	11.02	264.5	15870	4/7/2014 19:12	10.052	29.41	3.117	0.46	12.21	48.46	581	24040
IW-114	11.03	264.75	15885	4/7/2014 19:27	10.054	29.41	3.117	0.46	12.21	48.89	586.2	24040
IW-114	11.04	265	15900	4/7/2014 19:42	10.061	29.41	3.147	0.45	12.21	48.81	585.1	24040
IW-114	11.05	265.25	15915	4/7/2014 19:57	10.064	29.41	3.117	0.46	12.21	48.79	584.8	24040
IW-114	11.06	265.5	15930	4/7/2014 20:12	10.069	29.42	3.147	0.46	12.21	48.75	584.3	24040
IW-114	11.07	265.75	15945	4/7/2014 20:27	10.077	29.43	3.117	0.46	12.21	48.8	584.7	24040
IW-114	11.08	266	15960	4/7/2014 20:42	10.083	29.43	3.117	0.46	12.21	49.25	589.9	24040
IW-114	11.09	266.25	15975	4/7/2014 20:57	10.085	29.43	3.117	0.46	12.21	49.29	590.4	24040
IW-114	11.1	266.5	15990	4/7/2014 21:12	10.094	29.44	3.117	0.46	12.21	49.53	593.1	24040
IW-114	11.11	266.75	16005	4/7/2014 21:27	10.106	29.46	3.147	0.46	12.21	49.48	592.3	24040
IW-114	11.13	267	16020	4/7/2014 21:42	10.13	29.48	3.117	0.46	12.21	49.78	595.4	24040
IW-114	11.14	267.25	16035	4/7/2014 21:57	10.14	29.49	3.117	0.46	12.21	49.7	594.3	24040
IW-114	11.15	267.5	16050	4/7/2014 22:12	10.152	29.5	3.147	0.46	12.21	49.52	591.8	24040
IW-114	11.16	267.75	16065	4/7/2014 22:27	10.173	29.52	3.147	0.46	12.2	49.54	591.8	24040
IW-114	11.17	268	16080	4/7/2014 22:42	10.195	29.54	3.117	0.46	12.2	49.49	590.7	24040
IW-114	11.18	268.25	16095	4/7/2014 22:57	10.215	29.55	3.147	0.46	12.2	49.38	589	24040
IW-114	11.19	268.5	16110	4/7/2014 23:12	10.233	29.57	3.117	0.46	12.2	49.19	586.5	24040
IW-114	11.2	268.75	16125	4/7/2014 23:27	10.252	29.59	3.117	0.46	12.2	49.21	586.4	24040
IW-114	11.21	269	16140	4/7/2014 23:42	10.269	29.6	3.117	0.46	12.2	49.08	584.4	24040
IW-114	11.22	269.25	16155	4/7/2014 23:57	10.285	29.62	3.117	0.46	12.2	48.93	582.4	24040
IW-114	11.23	269.5	16170	4/8/2014 0:12	10.3	29.63	3.117	0.46	12.2	48.8	580.6	24040
IW-114	11.24	269.75	16185	4/8/2014 0:27	10.31	29.64	3.147	0.46	12.2	48.7	579.3	24040
IW-114	11.25	270	16200	4/8/2014 0:42	10.32	29.65	3.117	0.46	12.2	48.78	580	24040
IW-114	11.26	270.25	16215	4/8/2014 0:57	10.328	29.66	3.117	0.46	12.2	48.6	577.8	24040
IW-114	11.27	270.5	16230	4/8/2014 1:12	10.342	29.67	3.117	0.46	12.2	48.63	577.9	24040
IW-114	11.28	270.75	16245	4/8/2014 1:27	10.356	29.68	3.147	0.46	12.2	48.68	578.1	24040
IW-114	11.29	271	16260	4/8/2014 1:42	10.371	29.69	3.117	0.46	12.2	48.98	581.4	24040
IW-114	11.3	271.25	16275	4/8/2014 1:57	10.385	29.71	3.147	0.46	12.2	49	581.5	24040
IW-114	11.31	271.5	16290	4/8/2014 2:12	10.397	29.72	3.117	0.46	12.19	48.84	579.4	24040
IW-114	11.32	271.75	16305	4/8/2014 2:27	10.409	29.73	3.117	0.46	12.2	48.94	580.3	24040
IW-114	11.33	272	16320	4/8/2014 2:42	10.423	29.74	3.088	0.46	12.19	48.65	576.6	24040
IW-114	11.34	272.25	16335	4/8/2014 2:57	10.436	29.75	3.088	0.46	12.19	48.77	577.9	24040
IW-114	11.35	272.5	16350	4/8/2014 3:12	10.449	29.76	3.117	0.46	12.19	48.66	576.3	24040
IW-114	11.36	272.75	16365	4/8/2014 3:27	10.459	29.77	3.117	0.46	12.19	48.55	574.9	24040

IW-114
TROLL 9500 Water Quality Instrument - ISCO Monitoring Data Summary
March-April 2014
Whirlpool Corporation
Fort Smith, Arkansas

Well	Time - Elapsed (Days)	Time - Elapsed (Hours)	Time - Elapsed (Minutes)	Time - Time Stamp	Level/Depth TOC (ft)	Barometric (in Hg)	Battery (volts)	ORP (V)	pH	RDO (mg/L)	RDO (%Saturation)	Conductivity (µS Actual)
IW-114	11.38	273	16380	4/8/2014 3:42	10.467	29.78	3.117	0.46	12.19	48.56	574.8	24040
IW-114	11.39	273.25	16395	4/8/2014 3:57	10.47	29.78	3.117	0.46	12.19	48.26	571.2	24040
IW-114	11.4	273.5	16410	4/8/2014 4:12	10.475	29.79	3.147	0.46	12.19	48.36	572.2	24040
IW-114	11.41	273.75	16425	4/8/2014 4:27	10.481	29.79	3.117	0.46	12.19	48.17	569.9	24040
IW-114	11.42	274	16440	4/8/2014 4:42	10.488	29.8	3.088	0.46	12.19	48.09	568.8	24040
IW-114	11.43	274.25	16455	4/8/2014 4:57	10.5	29.81	3.117	0.46	12.19	48.07	568.4	24040
IW-114	11.44	274.5	16470	4/8/2014 5:12	10.509	29.82	3.117	0.46	12.19	47.98	567.2	24040
IW-114	11.45	274.75	16485	4/8/2014 5:27	10.52	29.83	3.117	0.46	12.19	47.98	567	24040
IW-114	11.46	275	16500	4/8/2014 5:42	10.529	29.84	3.147	0.46	12.19	48.27	570.3	24040
IW-114	11.47	275.25	16515	4/8/2014 5:57	10.534	29.84	3.117	0.46	12.19	48.4	571.8	24040
IW-114	11.48	275.5	16530	4/8/2014 6:12	10.538	29.85	3.117	0.46	12.19	48.62	574.2	24040
IW-114	11.49	275.75	16545	4/8/2014 6:27	10.544	29.85	3.088	0.46	12.19	48.42	571.8	24040
IW-114	11.5	276	16560	4/8/2014 6:42	10.547	29.85	3.117	0.46	12.18	48.64	574.3	24040
IW-114	11.51	276.25	16575	4/8/2014 6:57	10.548	29.86	3.117	0.46	12.18	48.54	573.2	24040
IW-114	11.52	276.5	16590	4/8/2014 7:12	10.552	29.86	3.117	0.46	12.18	48.41	571.5	24040
IW-114	11.53	276.75	16605	4/8/2014 7:27	10.549	29.86	3.117	0.46	12.18	48.45	572	24040
IW-114	11.54	277	16620	4/8/2014 7:42	10.547	29.85	3.117	0.46	12.18	48.58	573.5	24040
IW-114	11.55	277.25	16635	4/8/2014 7:57	10.546	29.85	3.088	0.46	12.18	48.42	571.8	24040
IW-114	11.56	277.5	16650	4/8/2014 8:12	10.55	29.86	3.117	0.46	12.18	48.4	571.5	24040
IW-114	11.57	277.75	16665	4/8/2014 8:27	10.549	29.86	3.117	0.46	12.18	48.39	571.1	24040
IW-114	11.58	278	16680	4/8/2014 8:42	10.518	29.83	3.088	0.46	12.18	48.33	571.1	24040
IW-114	11.59	278.25	16695	4/8/2014 8:57	10.476	29.79	3.117	0.46	12.18	48.43	572.9	24040
IW-114	11.6	278.5	16710	4/8/2014 9:12	10.326	29.66	3.117	0.46	12.18	48.29	573.9	24040
IW-114	11.61	278.75	16725	4/8/2014 9:27	10.207	29.56	3.117	0.46	12.18	48.67	580.6	24040
IW-114	11.63	279	16740	4/8/2014 9:42	10.199	29.55	3.117	0.46	12.18	49.05	585.3	24040
IW-114	11.64	279.25	16755	4/8/2014 9:57	10.206	29.56	3.117	0.46	12.18	49.35	588.6	24040
IW-114	11.65	279.5	16770	4/8/2014 10:12	10.209	29.56	3.117	0.46	12.18	51.15	610	24040
IW-114	11.66	279.75	16785	4/8/2014 10:27	10.215	29.57	3.117	0.46	12.17	51.64	615.8	24040
IW-114	11.67	280	16800	4/8/2014 10:42	10.219	29.57	3.088	0.46	12.17	51.66	615.9	24040
IW-114	11.68	280.25	16815	4/8/2014 10:57	10.226	29.58	3.117	0.46	12.17	51.58	614.9	24040
IW-114	11.69	280.5	16830	4/8/2014 11:12	10.227	29.58	3.117	0.46	12.17	51.8	617.4	24040
IW-114	11.7	280.75	16845	4/8/2014 11:27	10.227	29.58	3.147	0.46	12.17	51.36	612.2	24040
IW-114	11.71	281	16860	4/8/2014 11:42	10.224	29.57	3.117	0.46	12.17	50.98	607.7	24040
IW-114	11.72	281.25	16875	4/8/2014 11:57	10.214	29.57	3.147	0.46	12.17	51.26	611.2	24040
IW-114	11.73	281.5	16890	4/8/2014 12:12	10.208	29.56	3.117	0.46	12.17	51.21	610.8	24040
IW-114	11.74	281.75	16905	4/8/2014 12:27	10.202	29.56	3.117	0.46	12.17	51.21	610.8	24040
IW-114	11.75	282	16920	4/8/2014 12:42	10.251	29.6	3.088	0.46	12.17	51.07	608.2	24040
IW-114	11.76	282.25	16935	4/8/2014 12:57	10.242	29.59	3.117	0.46	12.17	51.16	609.4	24040
IW-114	11.77	282.5	16950	4/8/2014 13:12	10.243	29.59	3.117	0.46	12.17	51.29	611	24040

IW-114
TROLL 9500 Water Quality Instrument - ISCO Monitoring Data Summary
March-April 2014
Whirlpool Corporation
Fort Smith, Arkansas

Well	Time - Elapsed (Days)	Time - Elapsed (Hours)	Time - Elapsed (Minutes)	Time - Time Stamp	Level/Depth TOC (ft)	Barometric (in Hg)	Battery (volts)	ORP (V)	pH	RDO (mg/L)	RDO (%Saturation)	Conductivity (µS Actual)
IW-114	11.78	282.75	16965	4/8/2014 13:27	10.27	29.62	3.117	0.46	12.17	51.23	609.8	24040
IW-114	11.79	283	16980	4/8/2014 13:42	10.256	29.61	3.088	0.46	12.17	50.58	602.3	24040
IW-114	11.8	283.25	16995	4/8/2014 13:57	10.242	29.59	3.117	0.46	12.17	50.68	603.7	24040
IW-114	11.81	283.5	17010	4/8/2014 14:12	10.239	29.59	3.117	0.46	12.17	50.75	604.6	24040
IW-114	11.82	283.75	17025	4/8/2014 14:27	10.231	29.58	3.088	0.46	12.17	50.97	607.4	24040
IW-114	11.83	284	17040	4/8/2014 14:42	10.229	29.58	3.117	0.46	12.16	50.82	605.6	24040
IW-114	11.84	284.25	17055	4/8/2014 14:57	10.234	29.59	3.088	0.46	12.16	50.92	606.7	24040
IW-114	11.85	284.5	17070	4/8/2014 15:12	10.234	29.59	3.117	0.45	12.16	51.09	608.8	24040
IW-114	11.86	284.75	17085	4/8/2014 15:27	10.241	29.59	3.117	0.46	12.16	51.87	617.8	24040
IW-114	11.88	285	17100	4/8/2014 15:42	10.245	29.6	3.117	0.46	12.16	51.96	618.9	24040
IW-114	11.89	285.25	17115	4/8/2014 15:57	10.24	29.59	3.088	0.46	12.16	52.1	620.7	24040
IW-114	11.9	285.5	17130	4/8/2014 16:12	10.231	29.59	3.147	0.46	12.16	51.96	619.1	24040
IW-114	11.91	285.75	17145	4/8/2014 16:27	10.226	29.58	3.147	0.46	12.16	52.07	620.6	24040
IW-114	11.92	286	17160	4/8/2014 16:42	10.231	29.59	3.088	0.46	12.16	52.15	621.4	24040
IW-114	11.93	286.25	17175	4/8/2014 16:57	10.235	29.59	3.117	0.46	12.16	51.27	610.8	24040
IW-114	11.94	286.5	17190	4/8/2014 17:12	10.227	29.58	3.117	0.46	12.16	51.15	609.5	24040
IW-114	11.95	286.75	17205	4/8/2014 17:27	10.235	29.59	3.117	0.46	12.16	51.52	613.8	24040
IW-114	11.96	287	17220	4/8/2014 17:42	10.238	29.59	3.088	0.46	12.16	51.6	614.7	24040
IW-114	11.97	287.25	17235	4/8/2014 17:57	10.241	29.6	3.117	0.46	12.15	51.34	611.6	24040
IW-114	11.98	287.5	17250	4/8/2014 18:12	10.241	29.6	3.117	0.46	12.15	51.31	611.2	24040
IW-114	11.99	287.75	17265	4/8/2014 18:27	10.245	29.6	3.088	0.46	12.15	50.57	602.2	24040
IW-114	12	288	17280	4/8/2014 18:42	10.251	29.6	3.117	0.46	12.15	50.64	603.1	24040
IW-114	12.01	288.25	17295	4/8/2014 18:57	10.256	29.61	3.147	0.46	12.15	50.43	600.4	24040
IW-114	12.02	288.5	17310	4/8/2014 19:12	10.265	29.62	3.147	0.46	12.15	50.22	597.8	24040
IW-114	12.03	288.75	17325	4/8/2014 19:27	10.272	29.63	3.117	0.46	12.15	50.73	603.7	24040
IW-114	12.04	289	17340	4/8/2014 19:42	10.279	29.63	3.117	0.46	12.15	50.64	602.4	24040
IW-114	12.05	289.25	17355	4/8/2014 19:57	10.284	29.64	3.088	0.46	12.15	50.89	605.4	24040
IW-114	12.06	289.5	17370	4/8/2014 20:12	10.293	29.64	3.117	0.46	12.15	50.6	601.8	24040
IW-114	12.07	289.75	17385	4/8/2014 20:27	10.301	29.65	3.117	0.45	12.15	50.85	604.5	24040
IW-114	12.08	290	17400	4/8/2014 20:42	10.311	29.66	3.117	0.46	12.15	50.64	601.7	24040
IW-114	12.09	290.25	17415	4/8/2014 20:57	10.314	29.66	3.117	0.46	12.15	50.86	604.4	24040
IW-114	12.1	290.5	17430	4/8/2014 21:12	10.322	29.67	3.117	0.46	12.15	50.78	603.4	24040
IW-114	12.11	290.75	17445	4/8/2014 21:27	10.331	29.68	3.117	0.46	12.15	50.74	602.7	24040
IW-114	12.13	291	17460	4/8/2014 21:42	10.336	29.69	3.088	0.46	12.15	50.97	605.2	24040
IW-114	12.14	291.25	17475	4/8/2014 21:57	10.343	29.69	3.117	0.46	12.14	50.78	602.9	24040
IW-114	12.15	291.5	17490	4/8/2014 22:12	10.347	29.7	3.117	0.46	12.14	50.98	605.1	24040
IW-114	12.16	291.75	17505	4/8/2014 22:27	10.351	29.7	3.088	0.46	12.14	50.75	602.4	24040
IW-114	12.17	292	17520	4/8/2014 22:42	10.357	29.7	3.117	0.46	12.14	50.71	601.8	24040
IW-114	12.18	292.25	17535	4/8/2014 22:57	10.359	29.71	3.088	0.46	12.14	50.92	604.3	24040

IW-114
TROLL 9500 Water Quality Instrument - ISCO Monitoring Data Summary
March-April 2014
Whirlpool Corporation
Fort Smith, Arkansas

Well	Time - Elapsed (Days)	Time - Elapsed (Hours)	Time - Elapsed (Minutes)	Time - Time Stamp	Level/Depth TOC (ft)	Barometric (in Hg)	Battery (volts)	ORP (V)	pH	RDO (mg/L)	RDO (%Saturation)	Conductivity (µS Actual)
IW-114	12.19	292.5	17550	4/8/2014 23:12	10.358	29.71	3.088	0.46	12.14	50.73	602	24040
IW-114	12.2	292.75	17565	4/8/2014 23:27	10.36	29.71	3.117	0.46	12.14	50.72	601.8	24040
IW-114	12.21	293	17580	4/8/2014 23:42	10.363	29.71	3.117	0.46	12.14	50.73	601.9	24040
IW-114	12.22	293.25	17595	4/8/2014 23:57	10.36	29.71	3.088	0.46	12.14	50.67	601.2	24040
IW-114	12.23	293.5	17610	4/9/2014 0:12	10.364	29.71	3.117	0.46	12.14	50.58	600.1	24040
IW-114	12.24	293.75	17625	4/9/2014 0:27	10.363	29.71	3.117	0.46	12.14	50.64	600.8	24040
IW-114	12.25	294	17640	4/9/2014 0:42	10.364	29.71	3.117	0.46	12.14	50.43	598.3	24040
IW-114	12.26	294.25	17655	4/9/2014 0:57	10.365	29.72	3.117	0.46	12.14	50.36	597.4	24040
IW-114	12.27	294.5	17670	4/9/2014 1:12	10.368	29.72	3.088	0.46	12.14	50.65	600.8	24040
IW-114	12.28	294.75	17685	4/9/2014 1:27	10.362	29.71	3.117	0.46	12.14	51.02	605.3	24040
IW-114	12.29	295	17700	4/9/2014 1:42	10.362	29.71	3.117	0.46	12.13	51.06	605.9	24040
IW-114	12.3	295.25	17715	4/9/2014 1:57	10.364	29.72	3.088	0.46	12.13	50.95	604.5	24040
IW-114	12.31	295.5	17730	4/9/2014 2:12	10.367	29.72	3.117	0.46	12.13	51.3	608.6	24040
IW-114	12.32	295.75	17745	4/9/2014 2:27	10.362	29.71	3.117	0.46	12.13	51.06	605.9	24040
IW-114	12.33	296	17760	4/9/2014 2:42	10.367	29.72	3.117	0.46	12.13	51.41	609.9	24040
IW-114	12.34	296.25	17775	4/9/2014 2:57	10.366	29.72	3.088	0.46	12.13	51.64	612.6	24040
IW-114	12.35	296.5	17790	4/9/2014 3:12	10.363	29.71	3.088	0.46	12.13	51.36	609.3	24040
IW-114	12.36	296.75	17805	4/9/2014 3:27	10.364	29.72	3.117	0.46	12.13	51.99	616.8	24040
IW-114	12.38	297	17820	4/9/2014 3:42	10.365	29.72	3.117	0.46	12.13	52	616.8	24040
IW-114	12.39	297.25	17835	4/9/2014 3:57	10.366	29.72	3.117	0.46	12.13	51.5	610.9	24040
IW-114	12.4	297.5	17850	4/9/2014 4:12	10.365	29.72	3.117	0.46	12.13	51.14	606.7	24040
IW-114	12.41	297.75	17865	4/9/2014 4:27	10.36	29.71	3.117	0.46	12.13	51.1	606.3	24040
IW-114	12.42	298	17880	4/9/2014 4:42	10.36	29.71	3.088	0.46	12.13	50.97	604.7	24040
IW-114	12.43	298.25	17895	4/9/2014 4:57	10.366	29.72	3.088	0.46	12.13	50.92	604	24040
IW-114	12.44	298.5	17910	4/9/2014 5:12	10.368	29.72	3.088	0.46	12.13	50.83	603	24040
IW-114	12.45	298.75	17925	4/9/2014 5:27	10.377	29.73	3.088	0.46	12.13	51.22	607.3	24040
IW-114	12.46	299	17940	4/9/2014 5:42	10.383	29.74	3.117	0.46	12.12	50.4	597.5	24040
IW-114	12.47	299.25	17955	4/9/2014 5:57	10.386	29.74	3.117	0.46	12.12	50.86	602.9	24040
IW-114	12.48	299.5	17970	4/9/2014 6:12	10.397	29.75	3.088	0.46	12.12	51.11	605.7	24040
IW-114	12.49	299.75	17985	4/9/2014 6:27	10.407	29.76	3.117	0.46	12.12	51.14	605.9	24040
IW-114	12.5	300	18000	4/9/2014 6:42	10.413	29.76	3.088	0.46	12.12	51.29	607.5	24040
IW-114	12.51	300.25	18015	4/9/2014 6:57	10.42	29.77	3.088	0.46	12.12	51.61	611.2	24040
IW-114	12.52	300.5	18030	4/9/2014 7:12	10.428	29.78	3.088	0.46	12.12	52.44	620.8	24040
IW-114	12.53	300.75	18045	4/9/2014 7:27	10.433	29.78	3.088	0.46	12.12	52.5	621.4	24040
IW-114	12.54	301	18060	4/9/2014 7:42	10.436	29.78	3.117	0.46	12.12	52.5	621.3	24040
IW-114	12.55	301.25	18075	4/9/2014 7:57	10.437	29.79	3.088	0.46	12.12	52.5	621.3	24040
IW-114	12.56	301.5	18090	4/9/2014 8:12	10.447	29.79	3.088	0.46	12.12	52.5	621.2	24040
IW-114	12.57	301.75	18105	4/9/2014 8:27	10.447	29.8	3.088	0.46	12.12	52.5	621.2	24040
IW-114	12.58	302	18120	4/9/2014 8:42	10.45	29.8	3.088	0.46	12.12	52.5	621.1	24040

IW-114
TROLL 9500 Water Quality Instrument - ISCO Monitoring Data Summary
March-April 2014
Whirlpool Corporation
Fort Smith, Arkansas

Well	Time - Elapsed (Days)	Time - Elapsed (Hours)	Time - Elapsed (Minutes)	Time - Time Stamp	Level/Depth TOC (ft)	Barometric (in Hg)	Battery (volts)	ORP (V)	pH	RDO (mg/L)	RDO (%Saturation)	Conductivity (µS Actual)
IW-114	12.59	302.25	18135	4/9/2014 8:57	10.449	29.8	3.088	0.46	12.12	52.5	621	24040
IW-114	12.6	302.5	18150	4/9/2014 9:12	10.45	29.8	3.088	0.46	12.12	52.5	621	24040
IW-114	12.61	302.75	18165	4/9/2014 9:27	10.449	29.8	3.117	0.46	12.12	52.3	618.6	24040
IW-114	12.63	303	18180	4/9/2014 9:42	10.451	29.8	3.117	0.46	12.11	52.5	621	24040
IW-114	12.64	303.25	18195	4/9/2014 9:57	10.455	29.8	3.117	0.46	12.11	52.5	621	24040
IW-114	12.65	303.5	18210	4/9/2014 10:12	10.457	29.81	3.117	0.46	12.11	52.5	620.9	24040
IW-114	12.66	303.75	18225	4/9/2014 10:27	10.457	29.81	3.117	0.46	12.11	52.5	620.9	24040
IW-114	12.67	304	18240	4/9/2014 10:42	10.456	29.81	3.117	0.46	12.11	52.5	620.9	24040
IW-114	12.68	304.25	18255	4/9/2014 10:57	10.455	29.8	3.117	0.46	12.11	52.5	620.9	24040
IW-114	12.69	304.5	18270	4/9/2014 11:12	10.451	29.8	3.117	0.46	12.11	52.5	620.9	24040
IW-114	12.7	304.75	18285	4/9/2014 11:27	10.447	29.8	3.088	0.46	12.11	52.5	621	24040
IW-114	12.71	305	18300	4/9/2014 11:42	10.439	29.79	3.117	0.46	12.11	52.5	621.2	24040
IW-114	12.72	305.25	18315	4/9/2014 11:57	10.435	29.79	3.088	0.46	12.11	52.5	621.3	24040
IW-114	12.73	305.5	18330	4/9/2014 12:12	10.432	29.78	3.117	0.46	12.11	52.5	621.3	24040
IW-114	12.74	305.75	18345	4/9/2014 12:27	10.423	29.78	3.117	0.46	12.11	52.5	621.5	24040
IW-114	12.75	306	18360	4/9/2014 12:42	10.415	29.77	3.088	0.46	12.11	52.5	621.7	24040
IW-114	12.76	306.25	18375	4/9/2014 12:57	10.405	29.76	3.117	0.46	12.11	52.5	621.8	24040
IW-114	12.77	306.5	18390	4/9/2014 13:12	10.396	29.75	3.117	0.46	12.11	52.5	622	24040
IW-114	12.78	306.75	18405	4/9/2014 13:27	10.387	29.74	3.117	0.46	12.1	52.5	622.2	24040
IW-114	12.79	307	18420	4/9/2014 13:42	10.375	29.73	3.117	0.46	12.1	52.5	622.4	24040
IW-114	12.8	307.25	18435	4/9/2014 13:57	10.36	29.72	3.117	0.46	12.1	52.5	622.6	24040
IW-114	12.81	307.5	18450	4/9/2014 14:12	10.352	29.71	3.088	0.46	12.1	52.5	622.9	24040
IW-114	12.82	307.75	18465	4/9/2014 14:27	10.339	29.7	3.088	0.46	12.1	52.5	623.1	24040
IW-114	12.83	308	18480	4/9/2014 14:42	10.33	29.69	3.117	0.46	12.1	52.5	623.3	24040
IW-114	12.84	308.25	18495	4/9/2014 14:57	10.318	29.68	3.117	0.46	12.1	52.5	623.6	24040
IW-114	12.85	308.5	18510	4/9/2014 15:12	10.306	29.67	3.117	0.46	12.1	52.41	622.7	24040
IW-114	12.86	308.75	18525	4/9/2014 15:27	10.294	29.66	3.117	0.46	12.1	50.5	600.2	24040
IW-114	12.88	309	18540	4/9/2014 15:42	10.283	29.65	3.088	0.46	12.1	52.15	620	24040
IW-114	12.89	309.25	18555	4/9/2014 15:57	10.271	29.64	3.117	0.46	12.1	52.5	624.4	24040
IW-114	12.9	309.5	18570	4/9/2014 16:12	10.263	29.63	3.117	0.46	12.1	52.5	624.5	24040
IW-114	12.91	309.75	18585	4/9/2014 16:27	10.251	29.62	3.088	0.46	12.1	52.5	624.8	24040
IW-114	12.92	310	18600	4/9/2014 16:42	10.223	29.6	3.088	0.46	12.1	52.5	625.3	24040
IW-114	12.93	310.25	18615	4/9/2014 16:57	10.23	29.6	3.117	0.46	12.1	52.5	625.2	24040
IW-114	12.94	310.5	18630	4/9/2014 17:12	10.222	29.6	3.088	0.45	12.09	52.5	625.4	24040
IW-114	12.95	310.75	18645	4/9/2014 17:27	10.214	29.59	3.117	0.46	12.09	52.5	625.5	24040
IW-114	12.96	311	18660	4/9/2014 17:42	10.209	29.59	3.117	0.46	12.09	52.5	625.6	24040
IW-114	12.97	311.25	18675	4/9/2014 17:57	10.203	29.58	3.088	0.46	12.09	52.5	625.7	24040
IW-114	12.98	311.5	18690	4/9/2014 18:12	10.197	29.57	3.117	0.46	12.09	52.5	625.8	24040
IW-114	12.99	311.75	18705	4/9/2014 18:27	10.197	29.57	3.117	0.46	12.09	52.5	625.8	24040

IW-114
TROLL 9500 Water Quality Instrument - ISCO Monitoring Data Summary
March-April 2014
Whirlpool Corporation
Fort Smith, Arkansas

Well	Time - Elapsed (Days)	Time - Elapsed (Hours)	Time - Elapsed (Minutes)	Time - Time Stamp	Level/Depth TOC (ft)	Barometric (in Hg)	Battery (volts)	ORP (V)	pH	RDO (mg/L)	RDO (%Saturation)	Conductivity (µS Actual)
IW-114	13	312	18720	4/9/2014 18:42	10.197	29.57	3.117	0.46	12.09	52.5	625.9	24040
IW-114	13.01	312.25	18735	4/9/2014 18:57	10.19	29.57	3.117	0.46	12.09	52.5	626	24040
IW-114	13.02	312.5	18750	4/9/2014 19:12	10.187	29.57	3.117	0.46	12.09	52.5	626	24040
IW-114	13.03	312.75	18765	4/9/2014 19:27	10.185	29.56	3.088	0.46	12.09	52.5	626	24040
IW-114	13.04	313	18780	4/9/2014 19:42	10.185	29.56	3.088	0.46	12.09	52.5	626.1	24040
IW-114	13.05	313.25	18795	4/9/2014 19:57	10.184	29.56	3.088	0.46	12.09	52.5	626.1	24040
IW-114	13.06	313.5	18810	4/9/2014 20:12	10.185	29.56	3.088	0.46	12.09	52.5	626.1	24040
IW-114	13.07	313.75	18825	4/9/2014 20:27	10.188	29.57	3.088	0.46	12.09	52.5	626	24040
IW-114	13.08	314	18840	4/9/2014 20:42	10.194	29.57	3.117	0.46	12.09	52.5	625.8	24040
IW-114	13.09	314.25	18855	4/9/2014 20:57	10.2	29.58	3.088	0.46	12.09	52.5	625.7	24040
IW-114	13.1	314.5	18870	4/9/2014 21:12	10.206	29.58	3.088	0.46	12.09	49.95	595.2	24040
IW-114	13.11	314.75	18885	4/9/2014 21:27	10.208	29.59	3.117	0.46	12.08	50.08	596.7	24040
IW-114	13.13	315	18900	4/9/2014 21:42	10.214	29.59	3.088	0.46	12.08	50.11	597	24040
IW-114	13.14	315.25	18915	4/9/2014 21:57	10.213	29.59	3.117	0.46	12.08	49.84	593.8	24040
IW-114	13.15	315.5	18930	4/9/2014 22:12	10.214	29.59	3.088	0.46	12.08	49.54	590.2	24040
IW-114	13.16	315.75	18945	4/9/2014 22:27	10.214	29.59	3.088	0.46	12.08	49.49	589.5	24040
IW-114	13.17	316	18960	4/9/2014 22:42	10.209	29.59	3.117	0.46	12.08	49.28	587.1	24040
IW-114	13.18	316.25	18975	4/9/2014 22:57	10.202	29.58	3.088	0.46	12.08	48.8	581.7	24040
IW-114	13.19	316.5	18990	4/9/2014 23:12	10.193	29.57	3.117	0.46	12.08	48.92	583	24040
IW-114	13.2	316.75	19005	4/9/2014 23:27	10.191	29.57	3.117	0.46	12.08	48.98	583.8	24040
IW-114	13.21	317	19020	4/9/2014 23:42	10.189	29.57	3.088	0.46	12.08	48.91	583.1	24040
IW-114	13.22	317.25	19035	4/9/2014 23:57	10.187	29.57	3.117	0.46	12.08	48.66	580.2	24040
IW-114	13.23	317.5	19050	4/10/2014 0:12	10.182	29.56	3.117	0.46	12.08	48.76	581.4	24040
IW-114	13.24	317.75	19065	4/10/2014 0:27	10.178	29.56	3.088	0.46	12.08	49.11	585.7	24040
IW-114	13.25	318	19080	4/10/2014 0:42	10.175	29.56	3.088	0.46	12.08	49.71	592.8	24040
IW-114	13.26	318.25	19095	4/10/2014 0:57	10.174	29.56	3.088	0.46	12.08	50.11	597.6	24040
IW-114	13.27	318.5	19110	4/10/2014 1:12	10.168	29.55	3.117	0.46	12.08	50.28	599.8	24040
IW-114	13.28	318.75	19125	4/10/2014 1:27	10.165	29.55	3.088	0.46	12.07	50.11	597.9	24040
IW-114	13.29	319	19140	4/10/2014 1:42	10.164	29.55	3.088	0.46	12.07	50.19	598.8	24040
IW-114	13.3	319.25	19155	4/10/2014 1:57	10.167	29.55	3.117	0.46	12.07	50.33	600.5	24040
IW-114	13.31	319.5	19170	4/10/2014 2:12	10.157	29.54	3.088	0.46	12.07	50.41	601.6	24040
IW-114	13.32	319.75	19185	4/10/2014 2:27	10.153	29.54	3.088	0.46	12.07	50.38	601.2	24040
IW-114	13.33	320	19200	4/10/2014 2:42	10.152	29.54	3.088	0.46	12.07	50.57	603.5	24040
IW-114	13.34	320.25	19215	4/10/2014 2:57	10.15	29.54	3.117	0.46	12.07	50.5	602.7	24040
IW-114	13.35	320.5	19230	4/10/2014 3:12	10.15	29.54	3.117	0.46	12.07	50.35	601	24040
IW-114	13.36	320.75	19245	4/10/2014 3:27	10.146	29.53	3.117	0.46	12.07	50.24	599.7	24040
IW-114	13.38	321	19260	4/10/2014 3:42	10.143	29.53	3.117	0.46	12.07	49.9	595.7	24040
IW-114	13.39	321.25	19275	4/10/2014 3:57	10.141	29.53	3.117	0.46	12.07	49.98	596.6	24040
IW-114	13.4	321.5	19290	4/10/2014 4:12	10.139	29.52	3.117	0.46	12.06	50.04	597.4	24040

IW-114
TROLL 9500 Water Quality Instrument - ISCO Monitoring Data Summary
March-April 2014
Whirlpool Corporation
Fort Smith, Arkansas

Well	Time - Elapsed (Days)	Time - Elapsed (Hours)	Time - Elapsed (Minutes)	Time - Time Stamp	Level/Depth TOC (ft)	Barometric (in Hg)	Battery (volts)	ORP (V)	pH	RDO (mg/L)	RDO (%Saturation)	Conductivity (µS Actual)
IW-114	13.41	321.75	19305	4/10/2014 4:27	10.135	29.52	3.088	0.46	12.06	49.87	595.6	24040
IW-114	13.42	322	19320	4/10/2014 4:42	10.131	29.52	3.088	0.46	12.06	49.67	593.2	24040
IW-114	13.43	322.25	19335	4/10/2014 4:57	10.128	29.52	3.117	0.46	12.06	49.96	596.7	24040
IW-114	13.44	322.5	19350	4/10/2014 5:12	10.125	29.51	3.088	0.46	12.06	49.7	593.7	24040
IW-114	13.45	322.75	19365	4/10/2014 5:27	10.126	29.51	3.117	0.46	12.06	50.06	597.9	24040
IW-114	13.46	323	19380	4/10/2014 5:42	10.126	29.51	3.117	0.46	12.06	49.91	596.1	24040
IW-114	13.47	323.25	19395	4/10/2014 5:57	10.124	29.51	3.088	0.46	12.06	50	597.2	24040
IW-114	13.48	323.5	19410	4/10/2014 6:12	10.125	29.51	3.088	0.46	12.06	49.85	595.4	24040
IW-114	13.49	323.75	19425	4/10/2014 6:27	10.129	29.52	3.117	0.46	12.06	49.49	591	24040
IW-114	13.5	324	19440	4/10/2014 6:42	10.127	29.52	3.117	0.46	12.06	49.67	593.2	24040
IW-114	13.51	324.25	19455	4/10/2014 6:57	10.127	29.52	3.117	0.46	12.05	49.39	589.9	24040
IW-114	13.52	324.5	19470	4/10/2014 7:12	10.13	29.52	3.088	0.46	12.06	49.53	591.5	24040
IW-114	13.53	324.75	19485	4/10/2014 7:27	10.131	29.52	3.088	0.46	12.05	49.26	588.3	24040
IW-114	13.54	325	19500	4/10/2014 7:42	10.13	29.52	3.088	0.46	12.05	49.14	586.9	24040
IW-114	13.55	325.25	19515	4/10/2014 7:57	10.128	29.52	3.117	0.46	12.05	49.05	585.8	24040
IW-114	13.56	325.5	19530	4/10/2014 8:12	10.131	29.52	3.117	0.46	12.05	48.96	584.6	24040
IW-114	13.57	325.75	19545	4/10/2014 8:27	10.13	29.52	3.117	0.46	12.05	49.1	586.4	24040
IW-114	13.58	326	19560	4/10/2014 8:42	10.127	29.52	3.088	0.46	12.05	47.69	569.5	24040
IW-114	13.59	326.25	19575	4/10/2014 8:57	10.127	29.52	3.088	0.46	12.05	47.92	572.3	24040
IW-114	13.6	326.5	19590	4/10/2014 9:12	10.126	29.52	3.088	0.46	12.05	48.19	575.6	24040
IW-114	13.61	326.75	19605	4/10/2014 9:27	10.123	29.51	3.088	0.46	12.05	48.3	576.9	24040
IW-114	13.63	327	19620	4/10/2014 9:42	10.125	29.52	3.088	0.46	12.05	48.03	573.5	24040
IW-114	13.64	327.25	19635	4/10/2014 9:57	10.126	29.52	3.117	0.46	12.05	47.99	573.1	24040
IW-114	13.65	327.5	19650	4/10/2014 10:12	10.125	29.52	3.088	0.46	12.05	48.07	574.1	24040
IW-114	13.66	327.75	19665	4/10/2014 10:27	10.123	29.51	3.088	0.46	12.05	48.08	574.3	24040
IW-114	13.67	328	19680	4/10/2014 10:42	10.121	29.51	3.088	0.46	12.05	48.01	573.5	24040
IW-114	13.68	328.25	19695	4/10/2014 10:57	10.119	29.51	3.088	0.46	12.05	48.06	574	24040
IW-114	13.69	328.5	19710	4/10/2014 11:12	10.115	29.51	3.088	0.46	12.05	47.9	572.3	24040
IW-114	13.7	328.75	19725	4/10/2014 11:27	10.108	29.5	3.088	0.46	12.05	47.79	571.1	24040
IW-114	13.71	329	19740	4/10/2014 11:42	10.103	29.5	3.088	0.46	12.05	47.9	572.5	24040
IW-114	13.72	329.25	19755	4/10/2014 11:57	10.099	29.49	3.088	0.46	12.04	47.99	573.6	24040
IW-114	13.73	329.5	19770	4/10/2014 12:12	10.089	29.48	3.088	0.46	12.04	47.99	573.8	24040
IW-114	13.74	329.75	19785	4/10/2014 12:27	10.085	29.48	3.088	0.46	12.04	47.21	564.4	24040
IW-114	13.75	330	19800	4/10/2014 12:42	10.077	29.47	3.117	0.46	12.04	47.26	565.1	24040
IW-114	13.76	330.25	19815	4/10/2014 12:57	10.076	29.47	3.117	0.46	12.04	47.59	569.2	24040
IW-114	13.77	330.5	19830	4/10/2014 13:12	10.067	29.46	3.117	0.46	12.04	47.52	568.6	24040
IW-114	13.78	330.75	19845	4/10/2014 13:27	10.059	29.46	3.088	0.46	12.04	47.45	567.9	24040
IW-114	13.79	331	19860	4/10/2014 13:42	10.055	29.45	3.088	0.46	12.04	47.39	567.3	24040
IW-114	13.8	331.25	19875	4/10/2014 13:57	10.044	29.44	3.088	0.46	12.04	47.39	567.4	24040

IW-114
TROLL 9500 Water Quality Instrument - ISCO Monitoring Data Summary
March-April 2014
Whirlpool Corporation
Fort Smith, Arkansas

Well	Time - Elapsed (Days)	Time - Elapsed (Hours)	Time - Elapsed (Minutes)	Time - Time Stamp	Level/Depth TOC (ft)	Barometric (in Hg)	Battery (volts)	ORP (V)	pH	RDO (mg/L)	RDO (%Saturation)	Conductivity (µS Actual)
IW-114	13.81	331.5	19890	4/10/2014 14:12	10.035	29.44	3.088	0.46	12.04	47.44	568.2	24040
IW-114	13.82	331.75	19905	4/10/2014 14:27	10.03	29.43	3.088	0.46	12.04	46.87	561.4	24040
IW-114	13.83	332	19920	4/10/2014 14:42	10.023	29.42	3.088	0.46	12.04	46.88	561.7	24040
IW-114	13.84	332.25	19935	4/10/2014 14:57	10.018	29.42	3.088	0.46	12.04	46.88	561.8	24040
IW-114	13.85	332.5	19950	4/10/2014 15:12	10.011	29.41	3.088	0.46	12.04	47.03	563.7	24040
IW-114	13.86	332.75	19965	4/10/2014 15:27	9.998	29.4	3.088	0.46	12.04	47.17	565.7	24040
IW-114	13.88	333	19980	4/10/2014 15:42	9.994	29.4	3.088	0.46	12.04	46.96	563.1	24040
IW-114	13.89	333.25	19995	4/10/2014 15:57	9.991	29.4	3.088	0.46	12.03	46.99	563.6	24040
IW-114	13.9	333.5	20010	4/10/2014 16:12	9.992	29.4	3.088	0.46	12.03	47.22	566.3	24040
IW-114	13.91	333.75	20025	4/10/2014 16:27	9.987	29.39	3.088	0.46	12.03	47.22	566.4	24040
IW-114	13.92	334	20040	4/10/2014 16:42	9.986	29.39	3.088	0.46	12.03	47.19	566.1	24040
IW-114	13.93	334.25	20055	4/10/2014 16:57	9.99	29.4	3.088	0.46	12.03	47.15	565.5	24040
IW-114	13.94	334.5	20070	4/10/2014 17:12	9.993	29.4	3.117	0.46	12.03	47.01	563.7	24040
IW-114	13.95	334.75	20085	4/10/2014 17:27	9.996	29.4	3.117	0.46	12.03	47.06	564.3	24040
IW-114	13.96	335	20100	4/10/2014 17:42	9.998	29.4	3.088	0.46	12.03	46.9	562.4	24040
IW-114	13.97	335.25	20115	4/10/2014 17:57	10.005	29.41	3.088	0.46	12.03	47.09	564.5	24040
IW-114	13.98	335.5	20130	4/10/2014 18:12	10.01	29.41	3.088	0.46	12.03	46.87	561.7	24040
IW-114	13.99	335.75	20145	4/10/2014 18:27	10.015	29.42	3.088	0.46	12.03	46.76	560.4	24040
IW-114	14	336	20160	4/10/2014 18:42	10.016	29.42	3.088	0.46	12.03	46.74	560.2	24040
IW-114	14.01	336.25	20175	4/10/2014 18:57	10.023	29.43	3.088	0.46	12.03	46.74	560	24040
IW-114	14.02	336.5	20190	4/10/2014 19:12	10.03	29.43	3.088	0.46	12.02	46.8	560.6	24040
IW-114	14.03	336.75	20205	4/10/2014 19:27	10.035	29.44	3.117	0.46	12.02	46.84	561	24040
IW-114	14.04	337	20220	4/10/2014 19:42	10.036	29.44	3.088	0.46	12.02	46.85	561.1	24040
IW-114	14.05	337.25	20235	4/10/2014 19:57	10.04	29.44	3.088	0.46	12.02	46.78	560.2	24040
IW-114	14.06	337.5	20250	4/10/2014 20:12	10.046	29.45	3.117	0.46	12.02	46.71	559.2	24040
IW-114	14.07	337.75	20265	4/10/2014 20:27	10.052	29.45	3.088	0.46	12.02	46.68	558.8	24040
IW-114	14.08	338	20280	4/10/2014 20:42	10.055	29.46	3.117	0.46	12.02	46.65	558.3	24040
IW-114	14.09	338.25	20295	4/10/2014 20:57	10.06	29.46	3.088	0.46	12.02	46.77	559.7	24040
IW-114	14.1	338.5	20310	4/10/2014 21:12	10.067	29.47	3.088	0.46	12.02	46.76	559.5	24040
IW-114	14.11	338.75	20325	4/10/2014 21:27	10.076	29.47	3.088	0.46	12.02	46.63	557.7	24040
IW-114	14.13	339	20340	4/10/2014 21:42	10.081	29.48	3.088	0.46	12.02	46.74	558.9	24040
IW-114	14.14	339.25	20355	4/10/2014 21:57	10.084	29.48	3.088	0.46	12.02	46.94	561.3	24040
IW-114	14.15	339.5	20370	4/10/2014 22:12	10.09	29.49	3.088	0.46	12.02	46.93	561	24040
IW-114	14.16	339.75	20385	4/10/2014 22:27	10.098	29.5	3.117	0.46	12.02	46.95	561.1	24040
IW-114	14.17	340	20400	4/10/2014 22:42	10.101	29.5	3.117	0.46	12.02	46.88	560.2	24040
IW-114	14.18	340.25	20415	4/10/2014 22:57	10.104	29.5	3.088	0.46	12.02	46.79	559.1	24040
IW-114	14.19	340.5	20430	4/10/2014 23:12	10.103	29.5	3.088	0.46	12.01	46.84	559.7	24040
IW-114	14.2	340.75	20445	4/10/2014 23:27	10.108	29.5	3.117	0.46	12.01	46.69	557.8	24040
IW-114	14.21	341	20460	4/10/2014 23:42	10.107	29.5	3.117	0.46	12.01	46.6	556.8	24040

IW-114
TROLL 9500 Water Quality Instrument - ISCO Monitoring Data Summary
March-April 2014
Whirlpool Corporation
Fort Smith, Arkansas

Well	Time - Elapsed (Days)	Time - Elapsed (Hours)	Time - Elapsed (Minutes)	Time - Time Stamp	Level/Depth TOC (ft)	Barometric (in Hg)	Battery (volts)	ORP (V)	pH	RDO (mg/L)	RDO (%Saturation)	Conductivity (µS Actual)
IW-114	14.22	341.25	20475	4/10/2014 23:57	10.112	29.51	3.088	0.46	12.01	46.57	556.4	24040
IW-114	14.23	341.5	20490	4/11/2014 0:12	10.114	29.51	3.117	0.46	12.01	46.49	555.3	24040
IW-114	14.24	341.75	20505	4/11/2014 0:27	10.117	29.51	3.088	0.46	12.01	46.68	557.5	24040
IW-114	14.25	342	20520	4/11/2014 0:42	10.117	29.51	3.088	0.46	12.01	46.61	556.7	24040
IW-114	14.26	342.25	20535	4/11/2014 0:57	10.118	29.51	3.117	0.46	12.01	46.98	561	24040
IW-114	14.27	342.5	20550	4/11/2014 1:12	10.117	29.51	3.088	0.46	12.01	47.09	562.5	24040
IW-114	14.28	342.75	20565	4/11/2014 1:27	10.118	29.52	3.088	0.46	12.01	47.27	564.6	24040
IW-114	14.29	343	20580	4/11/2014 1:42	10.119	29.52	3.088	0.46	12.01	47.28	564.6	24040
IW-114	14.3	343.25	20595	4/11/2014 1:57	10.114	29.51	3.117	0.46	12.01	47.21	563.9	24040
IW-114	14.31	343.5	20610	4/11/2014 2:12	10.114	29.51	3.117	0.46	12.01	47.01	561.4	24040
IW-114	14.32	343.75	20625	4/11/2014 2:27	10.114	29.51	3.088	0.46	12.01	46.89	560.1	24040
IW-114	14.33	344	20640	4/11/2014 2:42	10.113	29.51	3.117	0.46	12	46.78	558.8	24040
IW-114	14.34	344.25	20655	4/11/2014 2:57	10.117	29.51	3.088	0.46	12	45.85	547.7	24040
IW-114	14.35	344.5	20670	4/11/2014 3:12	10.115	29.51	3.088	0.46	12	45.71	546	24040
IW-114	14.36	344.75	20685	4/11/2014 3:27	10.114	29.51	3.088	0.46	12	45.72	546.1	24040
IW-114	14.38	345	20700	4/11/2014 3:42	10.114	29.51	3.088	0.46	12	45.55	544	24040
IW-114	14.39	345.25	20715	4/11/2014 3:57	10.115	29.51	3.117	0.46	12	45.42	542.5	24040
IW-114	14.4	345.5	20730	4/11/2014 4:12	10.112	29.51	3.088	0.46	12	45.42	542.5	24040
IW-114	14.41	345.75	20745	4/11/2014 4:27	10.112	29.51	3.117	0.46	12	45.35	541.8	24040
IW-114	14.42	346	20760	4/11/2014 4:42	10.112	29.51	3.088	0.46	12	45.24	540.4	24040
IW-114	14.43	346.25	20775	4/11/2014 4:57	10.115	29.51	3.088	0.46	12	45.15	539.2	24040
IW-114	14.44	346.5	20790	4/11/2014 5:12	10.118	29.52	3.088	0.46	12	44.96	536.9	24040
IW-114	14.45	346.75	20805	4/11/2014 5:27	10.127	29.53	3.088	0.45	12	45	537.2	24040
IW-114	14.46	347	20820	4/11/2014 5:42	10.135	29.53	3.088	0.46	12	44.85	535.2	24040
IW-114	14.47	347.25	20835	4/11/2014 5:57	10.144	29.54	3.117	0.46	12	44.87	535.3	24040
IW-114	14.48	347.5	20850	4/11/2014 6:12	10.151	29.55	3.088	0.46	11.99	44.9	535.6	24040
IW-114	14.49	347.75	20865	4/11/2014 6:27	10.153	29.55	3.117	0.46	11.99	44.74	533.7	24040
IW-114	14.5	348	20880	4/11/2014 6:42	10.159	29.55	3.088	0.46	11.99	44.57	531.6	24040
IW-114	14.51	348.25	20895	4/11/2014 6:57	10.168	29.56	3.088	0.46	11.99	44.45	530	24040
IW-114	14.52	348.5	20910	4/11/2014 7:12	10.174	29.57	3.088	0.46	11.99	44.41	529.4	24040
IW-114	14.53	348.75	20925	4/11/2014 7:27	10.175	29.57	3.117	0.46	11.99	44.59	531.6	24040
IW-114	14.54	349	20940	4/11/2014 7:42	10.183	29.58	3.117	0.46	11.99	44.58	531.3	24040
IW-114	14.55	349.25	20955	4/11/2014 7:57	10.187	29.58	3.117	0.46	11.99	44.52	530.4	24040
IW-114	14.56	349.5	20970	4/11/2014 8:12	10.19	29.58	3.117	0.46	11.99	44.54	530.6	24040
IW-114	14.57	349.75	20985	4/11/2014 8:27	10.193	29.59	3.088	0.46	11.99	44.53	530.5	24040
IW-114	14.58	350	21000	4/11/2014 8:42	10.199	29.59	3.088	0.46	11.99	44.34	528.1	24040
IW-114	14.59	350.25	21015	4/11/2014 8:57	10.201	29.59	3.088	0.46	11.99	44.32	527.8	24040
IW-114	14.6	350.5	21030	4/11/2014 9:12	10.206	29.6	3.088	0.46	11.99	44.43	529.1	24040
IW-114	14.61	350.75	21045	4/11/2014 9:27	10.209	29.6	3.088	0.46	11.99	44.43	529	24040

IW-114
TROLL 9500 Water Quality Instrument - ISCO Monitoring Data Summary
March-April 2014
Whirlpool Corporation
Fort Smith, Arkansas

Well	Time - Elapsed (Days)	Time - Elapsed (Hours)	Time - Elapsed (Minutes)	Time - Time Stamp	Level/Depth TOC (ft)	Barometric (in Hg)	Battery (volts)	ORP (V)	pH	RDO (mg/L)	RDO (%Saturation)	Conductivity (µS Actual)
IW-114	14.63	351	21060	4/11/2014 9:42	10.214	29.61	3.088	0.46	11.99	44.38	528.3	24040
IW-114	14.64	351.25	21075	4/11/2014 9:57	10.223	29.62	3.088	0.46	11.99	44.32	527.5	24040
IW-114	14.65	351.5	21090	4/11/2014 10:12	10.23	29.62	3.117	0.46	11.98	44.35	527.8	24040
IW-114	14.66	351.75	21105	4/11/2014 10:27	10.235	29.63	3.117	0.46	11.98	44.23	526.2	24040
IW-114	14.67	352	21120	4/11/2014 10:42	10.239	29.63	3.088	0.46	11.98	44.12	524.8	24040
IW-114	14.68	352.25	21135	4/11/2014 10:57	10.24	29.63	3.088	0.46	11.98	44.1	524.5	24040
IW-114	14.69	352.5	21150	4/11/2014 11:12	10.239	29.63	3.088	0.46	11.98	43.91	522.4	24040
IW-114	14.7	352.75	21165	4/11/2014 11:27	10.239	29.63	3.117	0.46	11.98	44.1	524.6	24040
IW-114	14.71	353	21180	4/11/2014 11:42	10.227	29.62	3.088	0.46	11.98	43.95	523	24040
IW-114	14.72	353.25	21195	4/11/2014 11:57	10.224	29.62	3.088	0.46	11.98	44.02	524	24040
IW-114	14.73	353.5	21210	4/11/2014 12:12	10.215	29.61	3.117	0.46	11.98	43.98	523.5	24040
IW-114	14.74	353.75	21225	4/11/2014 12:27	10.203	29.6	3.088	0.46	11.98	43.78	521.4	24040
IW-114	14.75	354	21240	4/11/2014 12:42	10.198	29.59	3.117	0.46	11.98	43.86	522.4	24040
IW-114	14.76	354.25	21255	4/11/2014 12:57	10.182	29.58	3.088	0.46	11.98	43.61	519.8	24040
IW-114	14.77	354.5	21270	4/11/2014 13:12	10.18	29.58	3.088	0.46	11.98	43.72	521	24040
IW-114	14.78	354.75	21285	4/11/2014 13:27	10.18	29.58	3.088	0.46	11.98	43.58	519.3	24040
IW-114	14.79	355	21300	4/11/2014 13:42	10.169	29.57	3.088	0.46	11.97	43.57	519.5	24040
IW-114	14.8	355.25	21315	4/11/2014 13:57	10.165	29.56	3.117	0.45	11.97	43.45	518.1	24040
IW-114	14.81	355.5	21330	4/11/2014 14:12	10.16	29.56	3.088	0.46	11.97	43.31	516.5	24040
IW-114	14.82	355.75	21345	4/11/2014 14:27	10.15	29.55	3.088	0.46	11.97	43.52	519.2	24040
IW-114	14.83	356	21360	4/11/2014 14:42	10.149	29.55	3.088	0.46	11.97	43.52	519.1	24040
IW-114	14.84	356.25	21375	4/11/2014 14:57	10.14	29.54	3.088	0.46	11.97	43.48	518.9	24040
IW-114	14.85	356.5	21390	4/11/2014 15:12	10.131	29.53	3.088	0.46	11.97	43.51	519.2	24040
IW-114	14.86	356.75	21405	4/11/2014 15:27	10.131	29.53	3.117	0.46	11.97	43.29	516.7	24040
IW-114	14.88	357	21420	4/11/2014 15:42	10.118	29.52	3.117	0.46	11.97	43.45	518.8	24040
IW-114	14.89	357.25	21435	4/11/2014 15:57	10.116	29.52	3.088	0.46	11.97	43.23	516.3	24040
IW-114	14.9	357.5	21450	4/11/2014 16:12	10.117	29.52	3.117	0.45	11.97	43.25	516.4	24040
IW-114	14.91	357.75	21465	4/11/2014 16:27	10.118	29.52	3.088	0.46	11.97	43.11	514.7	24040
IW-114	14.92	358	21480	4/11/2014 16:42	10.114	29.52	3.088	0.46	11.97	43.14	515.2	24040
IW-114	14.93	358.25	21495	4/11/2014 16:57	10.116	29.52	3.088	0.46	11.97	43.04	514	24040
IW-114	14.94	358.5	21510	4/11/2014 17:12	10.111	29.52	3.088	0.46	11.96	43.11	514.8	24040
IW-114	14.95	358.75	21525	4/11/2014 17:27	10.116	29.52	3.088	0.46	11.96	43.05	514.1	24040
IW-114	14.96	359	21540	4/11/2014 17:42	10.114	29.52	3.088	0.46	11.96	43.11	514.7	24040
IW-114	14.97	359.25	21555	4/11/2014 17:57	10.116	29.52	3.088	0.46	11.96	43	513.5	24040
IW-114	14.98	359.5	21570	4/11/2014 18:12	10.118	29.52	3.117	0.46	11.96	42.89	512.1	24040
IW-114	14.99	359.75	21585	4/11/2014 18:27	10.121	29.53	3.088	0.46	11.96	42.96	512.9	24040
IW-114	15	360	21600	4/11/2014 18:42	10.127	29.53	3.088	0.46	11.96	43.06	514	24040
IW-114	15.01	360.25	21615	4/11/2014 18:57	10.129	29.53	3.088	0.46	11.96	42.92	512.4	24040
IW-114	15.02	360.5	21630	4/11/2014 19:12	10.129	29.53	3.088	0.46	11.96	42.9	512	24040

IW-114
TROLL 9500 Water Quality Instrument - ISCO Monitoring Data Summary
March-April 2014
Whirlpool Corporation
Fort Smith, Arkansas

Well	Time - Elapsed (Days)	Time - Elapsed (Hours)	Time - Elapsed (Minutes)	Time - Time Stamp	Level/Depth TOC (ft)	Barometric (in Hg)	Battery (volts)	ORP (V)	pH	RDO (mg/L)	RDO (%Saturation)	Conductivity (µS Actual)
IW-114	15.03	360.75	21645	4/11/2014 19:27	10.126	29.53	3.088	0.46	11.96	42.73	510.1	24040
IW-114	15.04	361	21660	4/11/2014 19:42	10.125	29.53	3.088	0.46	11.96	42.8	510.9	24040
IW-114	15.05	361.25	21675	4/11/2014 19:57	10.125	29.53	3.088	0.46	11.96	42.76	510.4	24040
IW-114	15.06	361.5	21690	4/11/2014 20:12	10.131	29.54	3.088	0.46	11.96	42.65	509	24040
IW-114	15.07	361.75	21705	4/11/2014 20:27	10.128	29.53	3.088	0.46	11.96	42.77	510.4	24040
IW-114	15.08	362	21720	4/11/2014 20:42	10.129	29.53	3.088	0.46	11.96	42.67	509.3	24040
IW-114	15.09	362.25	21735	4/11/2014 20:57	10.135	29.54	3.088	0.46	11.96	42.61	508.4	24040
IW-114	15.1	362.5	21750	4/11/2014 21:12	10.143	29.55	3.088	0.46	11.95	42.7	509.4	24040
IW-114	15.11	362.75	21765	4/11/2014 21:27	10.15	29.55	3.088	0.46	11.95	42.48	506.7	24040
IW-114	15.13	363	21780	4/11/2014 21:42	10.153	29.56	3.088	0.46	11.95	42.53	507.3	24040
IW-114	15.14	363.25	21795	4/11/2014 21:57	10.156	29.56	3.088	0.46	11.95	44.15	526.4	24040
IW-114	15.15	363.5	21810	4/11/2014 22:12	10.152	29.56	3.088	0.46	11.95	44.9	535.5	24040
IW-114	15.16	363.75	21825	4/11/2014 22:27	10.143	29.55	3.117	0.46	11.95	45.4	541.5	24040
IW-114	15.17	364	21840	4/11/2014 22:42	10.139	29.54	3.088	0.46	11.95	45.7	545.2	24040
IW-114	15.18	364.25	21855	4/11/2014 22:57	10.133	29.54	3.088	0.46	11.95	45.57	543.8	24040
IW-114	15.19	364.5	21870	4/11/2014 23:12	10.128	29.54	3.088	0.46	11.95	45.65	544.9	24040
IW-114	15.2	364.75	21885	4/11/2014 23:27	10.126	29.53	3.088	0.46	11.95	45.7	545.4	24040
IW-114	15.21	365	21900	4/11/2014 23:42	10.126	29.53	3.058	0.46	11.95	45.75	546	24040
IW-114	15.22	365.25	21915	4/11/2014 23:57	10.123	29.53	3.088	0.46	11.95	45.58	544	24040
IW-114	15.23	365.5	21930	4/12/2014 0:12	10.121	29.53	3.088	0.46	11.95	45.53	543.5	24040
IW-114	15.24	365.75	21945	4/12/2014 0:27	10.126	29.53	3.117	0.46	11.95	45.57	543.8	24040
IW-114	15.25	366	21960	4/12/2014 0:42	10.12	29.53	3.088	0.46	11.95	45.39	541.9	24040
IW-114	15.26	366.25	21975	4/12/2014 0:57	10.12	29.53	3.117	0.46	11.94	45.47	542.9	24040
IW-114	15.27	366.5	21990	4/12/2014 1:12	10.117	29.53	3.117	0.46	11.95	45.38	541.8	24040
IW-114	15.28	366.75	22005	4/12/2014 1:27	10.114	29.52	3.088	0.46	11.94	45.27	540.5	24040
IW-114	15.29	367	22020	4/12/2014 1:42	10.111	29.52	3.088	0.46	11.94	45.3	540.9	24040
IW-114	15.3	367.25	22035	4/12/2014 1:57	10.109	29.52	3.088	0.46	11.94	45.21	539.9	24040
IW-114	15.31	367.5	22050	4/12/2014 2:12	10.102	29.51	3.088	0.46	11.94	44.96	537	24040
IW-114	15.32	367.75	22065	4/12/2014 2:27	10.099	29.51	3.088	0.46	11.94	44.88	536.1	24040
IW-114	15.33	368	22080	4/12/2014 2:42	10.093	29.5	3.088	0.46	11.94	44.8	535.2	24040
IW-114	15.34	368.25	22095	4/12/2014 2:57	10.088	29.5	3.088	0.45	11.94	42.96	513.4	24040
IW-114	15.35	368.5	22110	4/12/2014 3:12	10.087	29.5	3.088	0.45	11.94	43.4	518.6	24040
IW-114	15.36	368.75	22125	4/12/2014 3:27	10.086	29.5	3.088	0.46	11.94	43.49	519.8	24040
IW-114	15.38	369	22140	4/12/2014 3:42	10.088	29.5	3.088	0.46	11.94	43.53	520.1	24040
IW-114	15.39	369.25	22155	4/12/2014 3:57	10.086	29.5	3.117	0.46	11.94	43.3	517.4	24040
IW-114	15.4	369.5	22170	4/12/2014 4:12	10.084	29.5	3.088	0.46	11.94	42.98	513.6	24040
IW-114	15.41	369.75	22185	4/12/2014 4:27	10.084	29.5	3.117	0.46	11.94	42.94	513.2	24040
IW-114	15.42	370	22200	4/12/2014 4:42	10.085	29.5	3.088	0.46	11.94	42.86	512.2	24040
IW-114	15.43	370.25	22215	4/12/2014 4:57	10.084	29.5	3.088	0.46	11.94	42.91	512.8	24040

IW-114
TROLL 9500 Water Quality Instrument - ISCO Monitoring Data Summary
March-April 2014
Whirlpool Corporation
Fort Smith, Arkansas

Well	Time - Elapsed (Days)	Time - Elapsed (Hours)	Time - Elapsed (Minutes)	Time - Time Stamp	Level/Depth TOC (ft)	Barometric (in Hg)	Battery (volts)	ORP (V)	pH	RDO (mg/L)	RDO (%Saturation)	Conductivity (µS Actual)
IW-114	15.44	370.5	22230	4/12/2014 5:12	10.084	29.5	3.117	0.46	11.93	42.75	510.9	24040
IW-114	15.45	370.75	22245	4/12/2014 5:27	10.082	29.5	3.117	0.46	11.93	42.79	511.4	24040
IW-114	15.46	371	22260	4/12/2014 5:42	10.085	29.5	3.088	0.46	11.93	42.81	511.6	24040
IW-114	15.47	371.25	22275	4/12/2014 5:57	10.089	29.5	3.088	0.46	11.93	42.52	508	24040
IW-114	15.48	371.5	22290	4/12/2014 6:12	10.088	29.5	3.088	0.46	11.93	42.56	508.6	24040
IW-114	15.49	371.75	22305	4/12/2014 6:27	10.09	29.5	3.088	0.46	11.93	42.44	507.1	24040
IW-114	15.5	372	22320	4/12/2014 6:42	10.092	29.5	3.088	0.46	11.93	42.57	508.6	24040
IW-114	15.51	372.25	22335	4/12/2014 6:57	10.095	29.51	3.117	0.46	11.93	42.85	511.9	24040
IW-114	15.52	372.5	22350	4/12/2014 7:12	10.095	29.51	3.117	0.46	11.93	42.69	510	24040
IW-114	15.53	372.75	22365	4/12/2014 7:27	10.096	29.51	3.088	0.46	11.93	42.77	511	24040
IW-114	15.54	373	22380	4/12/2014 7:42	10.104	29.52	3.117	0.46	11.93	42.69	509.7	24040
IW-114	15.55	373.25	22395	4/12/2014 7:57	10.106	29.52	3.117	0.46	11.93	42.42	506.4	24040
IW-114	15.56	373.5	22410	4/12/2014 8:12	10.107	29.52	3.088	0.46	11.93	42.32	505.2	24040
IW-114	15.57	373.75	22425	4/12/2014 8:27	10.11	29.52	3.117	0.46	11.93	42.42	506.6	24040
IW-114	15.58	374	22440	4/12/2014 8:42	10.112	29.52	3.117	0.46	11.93	42.27	504.6	24040
IW-114	15.59	374.25	22455	4/12/2014 8:57	10.113	29.53	3.117	0.46	11.92	42.23	504.2	24040
IW-114	15.6	374.5	22470	4/12/2014 9:12	10.11	29.52	3.117	0.46	11.92	42.21	504	24040
IW-114	15.61	374.75	22485	4/12/2014 9:27	10.114	29.53	3.088	0.46	11.92	42.16	503.4	24040
IW-114	15.63	375	22500	4/12/2014 9:42	10.118	29.53	3.088	0.46	11.92	42.16	503.2	24040
IW-114	15.64	375.25	22515	4/12/2014 9:57	10.115	29.53	3.088	0.46	11.92	42.07	502.2	24040
IW-114	15.65	375.5	22530	4/12/2014 10:12	10.11	29.52	3.117	0.46	11.92	41.91	500.4	24040
IW-114	15.66	375.75	22545	4/12/2014 10:27	10.11	29.52	3.088	0.46	11.92	42.06	502.1	24040
IW-114	15.67	376	22560	4/12/2014 10:42	10.108	29.52	3.088	0.45	11.92	41.8	499.1	24040
IW-114	15.68	376.25	22575	4/12/2014 10:57	10.108	29.52	3.088	0.46	11.92	41.97	501.1	24040
IW-114	15.69	376.5	22590	4/12/2014 11:12	10.111	29.52	3.088	0.46	11.92	41.98	501.2	24040
IW-114	15.7	376.75	22605	4/12/2014 11:27	10.107	29.52	3.117	0.46	11.92	41.9	500.3	24040
IW-114	15.71	377	22620	4/12/2014 11:42	10.11	29.52	3.088	0.46	11.92	41.97	501	24040
IW-114	15.72	377.25	22635	4/12/2014 11:57	10.098	29.51	3.088	0.46	11.92	41.87	500	24040
IW-114	15.73	377.5	22650	4/12/2014 12:12	10.085	29.5	3.088	0.46	11.92	41.68	498	24040
IW-114	15.74	377.75	22665	4/12/2014 12:27	10.073	29.49	3.117	0.46	11.92	41.62	497.5	24040
IW-114	15.75	378	22680	4/12/2014 12:42	10.06	29.48	3.088	0.46	11.92	41.64	497.8	24040
IW-114	15.76	378.25	22695	4/12/2014 12:57	10.056	29.47	3.088	0.46	11.91	41.6	497.6	24040
IW-114	15.77	378.5	22710	4/12/2014 13:12	10.049	29.47	3.088	0.46	11.91	41.74	499.3	24040
IW-114	15.78	378.75	22725	4/12/2014 13:27	10.035	29.45	3.088	0.46	11.91	41.86	500.9	24040
IW-114	15.79	379	22740	4/12/2014 13:42	10.026	29.45	3.088	0.46	11.91	42	502.7	24040
IW-114	15.8	379.25	22755	4/12/2014 13:57	10.015	29.44	3.088	0.46	11.91	41.98	502.7	24040
IW-114	15.81	379.5	22770	4/12/2014 14:12	10.005	29.43	3.117	0.46	11.91	41.69	499.3	24040
IW-114	15.82	379.75	22785	4/12/2014 14:27	9.997	29.42	3.117	0.46	11.91	41.87	501.7	24040
IW-114	15.83	380	22800	4/12/2014 14:42	9.99	29.42	3.088	0.46	11.91	42.01	503.4	24040

IW-114
TROLL 9500 Water Quality Instrument - ISCO Monitoring Data Summary
March-April 2014
Whirlpool Corporation
Fort Smith, Arkansas

Well	Time - Elapsed (Days)	Time - Elapsed (Hours)	Time - Elapsed (Minutes)	Time - Time Stamp	Level/Depth TOC (ft)	Barometric (in Hg)	Battery (volts)	ORP (V)	pH	RDO (mg/L)	RDO (%Saturation)	Conductivity (µS Actual)
IW-114	15.84	380.25	22815	4/12/2014 14:57	9.979	29.41	3.088	0.46	11.91	42.04	504	24040
IW-114	15.85	380.5	22830	4/12/2014 15:12	9.969	29.4	3.088	0.46	11.91	42.11	504.9	24040
IW-114	15.86	380.75	22845	4/12/2014 15:27	9.963	29.39	3.088	0.46	11.91	42.01	503.8	24040
IW-114	15.88	381	22860	4/12/2014 15:42	9.957	29.39	3.117	0.46	11.91	42.28	507.1	24040
IW-114	15.89	381.25	22875	4/12/2014 15:57	9.943	29.37	3.088	0.46	11.91	42.47	509.7	24040
IW-114	15.9	381.5	22890	4/12/2014 16:12	9.937	29.37	3.117	0.46	11.91	42.29	507.6	24040
IW-114	15.91	381.75	22905	4/12/2014 16:27	9.923	29.35	3.088	0.46	11.91	42.07	505.1	24040
IW-114	15.92	382	22920	4/12/2014 16:42	9.914	29.35	3.088	0.46	11.91	42.22	507.2	24040
IW-114	15.93	382.25	22935	4/12/2014 16:57	9.914	29.35	3.088	0.46	11.9	42.28	507.9	24040
IW-114	15.94	382.5	22950	4/12/2014 17:12	9.908	29.34	3.088	0.46	11.9	42.31	508.3	24040
IW-114	15.95	382.75	22965	4/12/2014 17:27	9.906	29.34	3.088	0.46	11.9	42.53	511	24040
IW-114	15.96	383	22980	4/12/2014 17:42	9.906	29.34	3.088	0.46	11.9	42.3	508.3	24040
IW-114	15.97	383.25	22995	4/12/2014 17:57	9.9	29.33	3.088	0.46	11.9	42.42	509.7	24040
IW-114	15.98	383.5	23010	4/12/2014 18:12	9.904	29.34	3.117	0.46	11.9	42.38	509.2	24040
IW-114	15.99	383.75	23025	4/12/2014 18:27	9.905	29.34	3.088	0.46	11.9	42.47	510.2	24040
IW-114	16	384	23040	4/12/2014 18:42	9.907	29.34	3.088	0.46	11.9	42.59	511.6	24040
IW-114	16.01	384.25	23055	4/12/2014 18:57	9.911	29.34	3.088	0.46	11.9	42.59	511.6	24040
IW-114	16.02	384.5	23070	4/12/2014 19:12	9.909	29.34	3.088	0.46	11.9	42.11	505.9	24040
IW-114	16.03	384.75	23085	4/12/2014 19:27	9.907	29.34	3.088	0.46	11.9	42.26	507.6	24040
IW-114	16.04	385	23100	4/12/2014 19:42	9.913	29.35	3.088	0.46	11.9	42.57	511.4	24040
IW-114	16.05	385.25	23115	4/12/2014 19:57	9.919	29.35	3.088	0.46	11.9	42.03	504.9	24040
IW-114	16.06	385.5	23130	4/12/2014 20:12	9.927	29.36	3.088	0.46	11.89	41.86	502.6	24040
IW-114	16.07	385.75	23145	4/12/2014 20:27	9.934	29.36	3.088	0.46	11.89	42.22	506.8	24040
IW-114	16.08	386	23160	4/12/2014 20:42	9.942	29.37	3.088	0.46	11.89	42.41	509	24040
IW-114	16.09	386.25	23175	4/12/2014 20:57	9.945	29.38	3.088	0.46	11.89	42.46	509.5	24040
IW-114	16.1	386.5	23190	4/12/2014 21:12	9.952	29.38	3.117	0.46	11.89	42.75	512.9	24040
IW-114	16.11	386.75	23205	4/12/2014 21:27	9.952	29.38	3.058	0.46	11.89	42.61	511.2	24040
IW-114	16.13	387	23220	4/12/2014 21:42	9.949	29.38	3.088	0.46	11.89	42.74	512.8	24040
IW-114	16.14	387.25	23235	4/12/2014 21:57	9.944	29.37	3.088	0.46	11.89	42.83	514.1	24040
IW-114	16.15	387.5	23250	4/12/2014 22:12	9.94	29.37	3.088	0.46	11.89	42.99	516	24040
IW-114	16.16	387.75	23265	4/12/2014 22:27	9.938	29.37	3.088	0.46	11.89	42.89	514.8	24040
IW-114	16.17	388	23280	4/12/2014 22:42	9.936	29.37	3.088	0.46	11.89	42.83	514.1	24040
IW-114	16.18	388.25	23295	4/12/2014 22:57	9.93	29.36	3.088	0.46	11.89	42.77	513.4	24040
IW-114	16.19	388.5	23310	4/12/2014 23:12	9.924	29.36	3.088	0.46	11.89	42.79	513.8	24040
IW-114	16.2	388.75	23325	4/12/2014 23:27	9.919	29.35	3.117	0.46	11.89	42.75	513.4	24040
IW-114	16.21	389	23340	4/12/2014 23:42	9.908	29.34	3.088	0.46	11.89	42.69	512.9	24040
IW-114	16.22	389.25	23355	4/12/2014 23:57	9.904	29.34	3.088	0.46	11.89	42.51	510.8	24040
IW-114	16.23	389.5	23370	4/13/2014 0:12	9.905	29.34	3.088	0.46	11.88	42.67	512.6	24040
IW-114	16.24	389.75	23385	4/13/2014 0:27	9.911	29.34	3.117	0.46	11.88	42.64	512.2	24040

IW-114
TROLL 9500 Water Quality Instrument - ISCO Monitoring Data Summary
March-April 2014
Whirlpool Corporation
Fort Smith, Arkansas

Well	Time - Elapsed (Days)	Time - Elapsed (Hours)	Time - Elapsed (Minutes)	Time - Time Stamp	Level/Depth TOC (ft)	Barometric (in Hg)	Battery (volts)	ORP (V)	pH	RDO (mg/L)	RDO (%Saturation)	Conductivity (µS Actual)
IW-114	16.25	390	23400	4/13/2014 0:42	9.911	29.35	3.088	0.46	11.88	42.79	514	24040
IW-114	16.26	390.25	23415	4/13/2014 0:57	9.911	29.35	3.117	0.46	11.88	42.86	514.9	24040
IW-114	16.27	390.5	23430	4/13/2014 1:12	9.909	29.34	3.117	0.46	11.88	43.09	517.7	24040
IW-114	16.28	390.75	23445	4/13/2014 1:27	9.901	29.34	3.088	0.45	11.88	42.54	511.1	24040
IW-114	16.29	391	23460	4/13/2014 1:42	9.898	29.33	3.117	0.45	11.88	43.02	516.9	24040
IW-114	16.3	391.25	23475	4/13/2014 1:57	9.895	29.33	3.088	0.45	11.88	42.97	516.4	24040
IW-114	16.31	391.5	23490	4/13/2014 2:12	9.896	29.33	3.088	0.44	11.88	42.36	509.1	24040
IW-114	16.32	391.75	23505	4/13/2014 2:27	9.897	29.33	3.088	0.45	11.88	44.11	530	24040
IW-114	16.33	392	23520	4/13/2014 2:42	9.9	29.34	3.088	0.45	11.88	44.51	534.7	24040
IW-114	16.34	392.25	23535	4/13/2014 2:57	9.895	29.33	3.088	0.45	11.88	44.92	539.9	24040
IW-114	16.35	392.5	23550	4/13/2014 3:12	9.892	29.33	3.117	0.45	11.88	44.79	538.3	24040
IW-114	16.36	392.75	23565	4/13/2014 3:27	9.89	29.33	3.088	0.45	11.88	44.76	537.9	24040
IW-114	16.38	393	23580	4/13/2014 3:42	9.891	29.33	3.088	0.45	11.88	44.77	538.2	24040
IW-114	16.39	393.25	23595	4/13/2014 3:57	9.887	29.32	3.058	0.45	11.88	44.58	535.9	24040
IW-114	16.4	393.5	23610	4/13/2014 4:12	9.886	29.32	3.088	0.45	11.88	44.57	535.7	24040
IW-114	16.41	393.75	23625	4/13/2014 4:27	9.879	29.32	3.088	0.45	11.88	44.48	534.9	24040
IW-114	16.42	394	23640	4/13/2014 4:42	9.874	29.31	3.117	0.45	11.87	44.28	532.4	24040
IW-114	16.43	394.25	23655	4/13/2014 4:57	9.878	29.32	3.088	0.45	11.87	44.24	532	24040
IW-114	16.44	394.5	23670	4/13/2014 5:12	9.881	29.32	3.088	0.45	11.87	43.94	528.3	24040
IW-114	16.45	394.75	23685	4/13/2014 5:27	9.89	29.33	3.088	0.45	11.87	44.09	529.9	24040
IW-114	16.46	395	23700	4/13/2014 5:42	9.878	29.32	3.088	0.45	11.87	44.14	530.8	24040
IW-114	16.47	395.25	23715	4/13/2014 5:57	9.877	29.31	3.088	0.45	11.87	44.08	529.9	24040
IW-114	16.48	395.5	23730	4/13/2014 6:12	9.883	29.32	3.088	0.45	11.87	43.88	527.5	24040
IW-114	16.49	395.75	23745	4/13/2014 6:27	9.882	29.32	3.088	0.45	11.87	43.99	528.8	24040
IW-114	16.5	396	23760	4/13/2014 6:42	9.881	29.32	3.088	0.45	11.87	43.92	528.1	24040
IW-114	16.51	396.25	23775	4/13/2014 6:57	9.886	29.32	3.088	0.45	11.87	43.65	524.6	24040
IW-114	16.52	396.5	23790	4/13/2014 7:12	9.893	29.33	3.088	0.45	11.87	43.71	525.2	24040
IW-114	16.53	396.75	23805	4/13/2014 7:27	9.897	29.33	3.088	0.45	11.87	43.78	526.1	24040
IW-114	16.54	397	23820	4/13/2014 7:42	9.899	29.34	3.088	0.45	11.87	43.68	524.9	24040
IW-114	16.55	397.25	23835	4/13/2014 7:57	9.902	29.34	3.088	0.45	11.87	43.35	520.8	24040
IW-114	16.56	397.5	23850	4/13/2014 8:12	9.906	29.34	3.088	0.45	11.87	43.29	520	24040
IW-114	16.57	397.75	23865	4/13/2014 8:27	9.918	29.35	3.088	0.45	11.87	43.53	522.6	24040
IW-114	16.58	398	23880	4/13/2014 8:42	9.915	29.35	3.117	0.45	11.86	43.45	521.7	24040
IW-114	16.59	398.25	23895	4/13/2014 8:57	9.912	29.35	3.088	0.45	11.86	43.42	521.5	24040
IW-114	16.6	398.5	23910	4/13/2014 9:12	9.902	29.34	3.088	0.45	11.86	43.35	520.7	24040
IW-114	16.61	398.75	23925	4/13/2014 9:27	9.899	29.34	3.088	0.45	11.86	43.3	520.2	24040
IW-114	16.63	399	23940	4/13/2014 9:42	9.906	29.34	3.088	0.45	11.86	43.18	518.6	24040
IW-114	16.64	399.25	23955	4/13/2014 9:57	9.898	29.33	3.088	0.45	11.86	43.14	518.3	24040
IW-114	16.65	399.5	23970	4/13/2014 10:12	9.888	29.33	3.058	0.45	11.86	43.2	519.2	24040

IW-114
TROLL 9500 Water Quality Instrument - ISCO Monitoring Data Summary
March-April 2014
Whirlpool Corporation
Fort Smith, Arkansas

Well	Time - Elapsed (Days)	Time - Elapsed (Hours)	Time - Elapsed (Minutes)	Time - Time Stamp	Level/Depth TOC (ft)	Barometric (in Hg)	Battery (volts)	ORP (V)	pH	RDO (mg/L)	RDO (%Saturation)	Conductivity (µS Actual)
IW-114	16.66	399.75	23985	4/13/2014 10:27	9.899	29.34	3.088	0.45	11.86	43.13	518.2	24040
IW-114	16.67	400	24000	4/13/2014 10:42	9.919	29.35	3.088	0.45	11.86	43.17	518.3	24040
IW-114	16.68	400.25	24015	4/13/2014 10:57	9.922	29.36	3.088	0.45	11.86	43.08	517.2	24040
IW-114	16.69	400.5	24030	4/13/2014 11:12	9.9	29.34	3.088	0.45	11.86	42.96	516.1	24040
IW-114	16.7	400.75	24045	4/13/2014 11:27	9.881	29.32	3.117	0.45	11.86	42.98	516.7	24040
IW-114	16.71	401	24060	4/13/2014 11:42	9.864	29.3	3.088	0.45	11.86	43.09	518.3	24040
IW-114	16.72	401.25	24075	4/13/2014 11:57	9.848	29.29	3.088	0.45	11.86	42.82	515.3	24040
IW-114	16.73	401.5	24090	4/13/2014 12:12	9.85	29.29	3.088	0.45	11.86	42.7	513.8	24040
IW-114	16.74	401.75	24105	4/13/2014 12:27	9.854	29.3	3.117	0.45	11.86	42.78	514.7	24040
IW-114	16.75	402	24120	4/13/2014 12:42	9.861	29.3	3.088	0.45	11.86	42.85	515.3	24040
IW-114	16.76	402.25	24135	4/13/2014 12:57	9.865	29.31	3.088	0.45	11.85	42.71	513.7	24040
IW-114	16.77	402.5	24150	4/13/2014 13:12	9.861	29.3	3.117	0.45	11.85	42.67	513.3	24040
IW-114	16.78	402.75	24165	4/13/2014 13:27	9.856	29.3	3.088	0.45	11.85	42.45	510.7	24040
IW-114	16.79	403	24180	4/13/2014 13:42	9.848	29.29	3.117	0.45	11.85	42.54	512	24040
IW-114	16.8	403.25	24195	4/13/2014 13:57	9.826	29.27	3.117	0.45	11.85	41.85	504	24040
IW-114	16.81	403.5	24210	4/13/2014 14:12	9.818	29.26	3.088	0.45	11.85	42.09	507	24040
IW-114	16.82	403.75	24225	4/13/2014 14:27	9.821	29.27	3.088	0.45	11.85	42.28	509.1	24040
IW-114	16.83	404	24240	4/13/2014 14:42	9.823	29.27	3.088	0.45	11.85	42.37	510.3	24040
IW-114	16.84	404.25	24255	4/13/2014 14:57	9.811	29.26	3.088	0.45	11.85	42.27	509.3	24040
IW-114	16.85	404.5	24270	4/13/2014 15:12	9.782	29.23	3.088	0.45	11.85	41.6	501.7	24040
IW-114	16.86	404.75	24285	4/13/2014 15:27	9.756	29.21	3.088	0.45	11.85	42	506.8	24040
IW-114	16.88	405	24300	4/13/2014 15:42	9.733	29.18	3.088	0.45	11.85	42.14	509	24040
IW-114	16.89	405.25	24315	4/13/2014 15:57	9.718	29.17	3.117	0.45	11.85	41.92	506.5	24040
IW-114	16.9	405.5	24330	4/13/2014 16:12	9.72	29.17	3.088	0.45	11.85	41.99	507.3	24040
IW-114	16.91	405.75	24345	4/13/2014 16:27	9.723	29.18	3.117	0.45	11.85	41.92	506.5	24040
IW-114	16.92	406	24360	4/13/2014 16:42	9.72	29.17	3.058	0.45	11.85	41.98	507.2	24040
IW-114	16.93	406.25	24375	4/13/2014 16:57	9.712	29.17	3.088	0.45	11.84	42.04	508.1	24040
IW-114	16.94	406.5	24390	4/13/2014 17:12	9.702	29.16	3.088	0.45	11.84	41.79	505.2	24040
IW-114	16.95	406.75	24405	4/13/2014 17:27	9.692	29.15	3.088	0.45	11.84	42.05	508.6	24040
IW-114	16.96	407	24420	4/13/2014 17:42	9.688	29.14	3.058	0.45	11.84	41.85	506.2	24040
IW-114	16.97	407.25	24435	4/13/2014 17:57	9.691	29.15	3.088	0.45	11.84	41.87	506.4	24040
IW-114	16.98	407.5	24450	4/13/2014 18:12	9.686	29.14	3.088	0.45	11.84	41.8	505.6	24040
IW-114	16.99	407.75	24465	4/13/2014 18:27	9.691	29.15	3.088	0.45	11.84	41.81	505.6	24040
IW-114	17	408	24480	4/13/2014 18:42	9.691	29.15	3.088	0.45	11.84	41.76	504.9	24040
IW-114	17.01	408.25	24495	4/13/2014 18:57	9.699	29.15	3.088	0.45	11.84	41.55	502.4	24040
IW-114	17.02	408.5	24510	4/13/2014 19:12	9.701	29.16	3.088	0.45	11.84	41.55	502.3	24040
IW-114	17.03	408.75	24525	4/13/2014 19:27	9.698	29.15	3.088	0.45	11.84	41.39	500.5	24040
IW-114	17.04	409	24540	4/13/2014 19:42	9.688	29.14	3.088	0.45	11.84	41.25	498.9	24040
IW-114	17.05	409.25	24555	4/13/2014 19:57	9.684	29.14	3.088	0.45	11.84	41.41	500.9	24040

IW-114
TROLL 9500 Water Quality Instrument - ISCO Monitoring Data Summary
March-April 2014
Whirlpool Corporation
Fort Smith, Arkansas

Well	Time - Elapsed (Days)	Time - Elapsed (Hours)	Time - Elapsed (Minutes)	Time - Time Stamp	Level/Depth TOC (ft)	Barometric (in Hg)	Battery (volts)	ORP (V)	pH	RDO (mg/L)	RDO (%Saturation)	Conductivity (µS Actual)
IW-114	17.06	409.5	24570	4/13/2014 20:12	9.699	29.16	3.088	0.45	11.84	41.51	501.8	24040
IW-114	17.07	409.75	24585	4/13/2014 20:27	9.787	29.23	3.117	0.45	11.84	41.31	498	24040
IW-114	17.08	410	24600	4/13/2014 20:42	9.799	29.25	3.088	0.45	11.84	41.3	497.7	24040
IW-114	17.09	410.25	24615	4/13/2014 20:57	9.827	29.27	3.088	0.45	11.84	41.45	499.2	24040
IW-114	17.1	410.5	24630	4/13/2014 21:12	9.833	29.28	3.117	0.45	11.83	41.32	497.5	24040
IW-114	17.11	410.75	24645	4/13/2014 21:27	9.84	29.28	3.088	0.45	11.84	41.26	496.6	24040
IW-114	17.13	411	24660	4/13/2014 21:42	9.84	29.28	3.088	0.45	11.83	41.33	497.4	24040
IW-114	17.14	411.25	24675	4/13/2014 21:57	9.84	29.28	3.117	0.45	11.83	41.26	496.6	24040
IW-114	17.15	411.5	24690	4/13/2014 22:12	9.843	29.29	3.088	0.45	11.83	41.09	494.5	24040
IW-114	17.16	411.75	24705	4/13/2014 22:27	9.847	29.29	3.088	0.45	11.83	41.15	495.1	24040
IW-114	17.17	412	24720	4/13/2014 22:42	9.849	29.29	3.088	0.45	11.83	41.06	493.9	24040
IW-114	17.18	412.25	24735	4/13/2014 22:57	9.852	29.29	3.058	0.45	11.83	40.8	490.9	24040
IW-114	17.19	412.5	24750	4/13/2014 23:12	9.855	29.3	3.088	0.45	11.83	40.98	492.9	24040
IW-114	17.2	412.75	24765	4/13/2014 23:27	9.861	29.3	3.088	0.45	11.83	40.99	493	24040
IW-114	17.21	413	24780	4/13/2014 23:42	9.865	29.31	3.058	0.45	11.83	40.9	491.9	24040
IW-114	17.22	413.25	24795	4/13/2014 23:57	9.865	29.31	3.058	0.45	11.83	40.89	491.6	24040
IW-114	17.23	413.5	24810	4/14/2014 0:12	9.865	29.31	3.088	0.45	11.83	40.81	490.8	24040
IW-114	17.24	413.75	24825	4/14/2014 0:27	9.86	29.3	3.088	0.45	11.83	40.26	484.2	24040
IW-114	17.25	414	24840	4/14/2014 0:42	9.859	29.3	3.088	0.45	11.83	40.66	489.1	24040
IW-114	17.26	414.25	24855	4/14/2014 0:57	9.861	29.3	3.058	0.45	11.82	40.25	484	24040
IW-114	17.27	414.5	24870	4/14/2014 1:12	9.861	29.3	3.058	0.45	11.82	40.4	485.8	24040
IW-114	17.28	414.75	24885	4/14/2014 1:27	9.858	29.3	3.088	0.45	11.82	40.56	487.7	24040
IW-114	17.29	415	24900	4/14/2014 1:42	9.869	29.31	3.088	0.45	11.82	40.53	487.3	24040
IW-114	17.3	415.25	24915	4/14/2014 1:57	9.888	29.33	3.088	0.45	11.82	40.63	488.2	24040
IW-114	17.31	415.5	24930	4/14/2014 2:12	9.908	29.35	3.088	0.45	11.82	40.48	486.1	24040
IW-114	17.32	415.75	24945	4/14/2014 2:27	9.913	29.35	3.088	0.45	11.82	40.42	485.2	24040
IW-114	17.33	416	24960	4/14/2014 2:42	9.921	29.36	3.117	0.45	11.82	40.58	487.1	24040
IW-114	17.34	416.25	24975	4/14/2014 2:57	9.932	29.37	3.058	0.45	11.82	40.54	486.4	24040
IW-114	17.35	416.5	24990	4/14/2014 3:12	9.944	29.38	3.088	0.45	11.82	40.55	486.3	24040
IW-114	17.36	416.75	25005	4/14/2014 3:27	9.95	29.39	3.117	0.45	11.82	40.58	486.6	24040
IW-114	17.38	417	25020	4/14/2014 3:42	9.953	29.39	3.058	0.45	11.82	40.6	486.8	24040
IW-114	17.39	417.25	25035	4/14/2014 3:57	9.954	29.39	3.088	0.45	11.82	40.6	486.8	24040
IW-114	17.4	417.5	25050	4/14/2014 4:12	9.969	29.4	3.088	0.45	11.82	40.53	485.7	24040
IW-114	17.41	417.75	25065	4/14/2014 4:27	9.977	29.41	3.058	0.45	11.82	40.5	485.2	24040
IW-114	17.42	418	25080	4/14/2014 4:42	9.981	29.41	3.088	0.45	11.82	40.56	485.9	24040
IW-114	17.43	418.25	25095	4/14/2014 4:57	9.993	29.43	3.058	0.45	11.82	40.42	484.1	24040
IW-114	17.44	418.5	25110	4/14/2014 5:12	9.993	29.43	3.117	0.45	11.82	40.48	484.7	24040
IW-114	17.45	418.75	25125	4/14/2014 5:27	9.995	29.43	3.117	0.45	11.82	40.43	484.2	24040
IW-114	17.46	419	25140	4/14/2014 5:42	9.991	29.42	3.088	0.45	11.82	40.34	483.1	24040

IW-114
TROLL 9500 Water Quality Instrument - ISCO Monitoring Data Summary
March-April 2014
Whirlpool Corporation
Fort Smith, Arkansas

Well	Time - Elapsed (Days)	Time - Elapsed (Hours)	Time - Elapsed (Minutes)	Time - Time Stamp	Level/Depth TOC (ft)	Barometric (in Hg)	Battery (volts)	ORP (V)	pH	RDO (mg/L)	RDO (%Saturation)	Conductivity (µS Actual)
IW-114	17.47	419.25	25155	4/14/2014 5:57	10.003	29.44	3.117	0.45	11.81	40.27	482	24040
IW-114	17.48	419.5	25170	4/14/2014 6:12	10.016	29.45	3.058	0.45	11.81	40.37	483	24040
IW-114	17.49	419.75	25185	4/14/2014 6:27	10.016	29.45	3.088	0.45	11.81	40.18	480.8	24040
IW-114	17.5	420	25200	4/14/2014 6:42	10.035	29.47	3.058	0.45	11.81	40.3	481.9	24040
IW-114	17.51	420.25	25215	4/14/2014 6:57	10.05	29.48	3.088	0.45	11.81	40.28	481.4	24040
IW-114	17.52	420.5	25230	4/14/2014 7:12	10.063	29.49	3.058	0.45	11.81	40.2	480.3	24040
IW-114	17.53	420.75	25245	4/14/2014 7:27	10.081	29.51	3.058	0.45	11.81	40.38	482.2	24040
IW-114	17.54	421	25260	4/14/2014 7:42	10.095	29.52	3.088	0.45	11.81	40.15	479.3	24040
IW-114	17.55	421.25	25275	4/14/2014 7:57	10.109	29.53	3.088	0.45	11.81	40.05	477.9	24040
IW-114	17.56	421.5	25290	4/14/2014 8:12	10.123	29.54	3.088	0.45	11.81	40.12	478.5	24040
IW-114	17.57	421.75	25305	4/14/2014 8:27	10.129	29.55	3.088	0.45	11.81	40.04	477.4	24040
IW-114	17.58	422	25320	4/14/2014 8:42	10.123	29.55	3.058	0.45	11.81	40.01	477	24040
IW-114	17.59	422.25	25335	4/14/2014 8:57	10.123	29.55	3.088	0.45	11.81	40.07	477.8	24040
IW-114	17.6	422.5	25350	4/14/2014 9:12	10.136	29.56	3.088	0.45	11.81	40.18	479	24040
IW-114	17.61	422.75	25365	4/14/2014 9:27	10.141	29.56	3.088	0.45	11.8	39.95	476.1	24040
IW-114	17.63	423	25380	4/14/2014 9:42	10.149	29.57	3.088	0.45	11.81	40.05	477.1	24040
IW-114	17.64	423.25	25395	4/14/2014 9:57	10.161	29.58	3.117	0.45	11.81	40.13	478	24040
IW-114	17.65	423.5	25410	4/14/2014 10:12	10.164	29.58	3.088	0.45	11.81	40.16	478.4	24040
IW-114	17.66	423.75	25425	4/14/2014 10:27	10.155	29.57	3.088	0.45	11.8	40.17	478.6	24040
IW-114	17.67	424	25440	4/14/2014 10:42	10.163	29.58	3.088	0.45	11.8	40.07	477.1	24040
IW-114	17.68	424.25	25455	4/14/2014 10:57	10.169	29.59	3.088	0.45	11.8	40.16	478.2	24040
IW-114	17.69	424.5	25470	4/14/2014 11:12	10.184	29.6	3.088	0.45	11.8	40.09	477.2	24040
IW-114	17.7	424.75	25485	4/14/2014 11:27	10.175	29.6	3.088	0.45	11.8	40.04	476.7	24040
IW-114	17.71	425	25500	4/14/2014 11:42	10.169	29.59	3.088	0.45	11.8	40.01	476.5	24040
IW-114	17.72	425.25	25515	4/14/2014 11:57	10.172	29.59	3.058	0.45	11.8	39.89	475	24040
IW-114	17.73	425.5	25530	4/14/2014 12:12	10.178	29.6	3.058	0.45	11.8	40.02	476.4	24040
IW-114	17.74	425.75	25545	4/14/2014 12:27	10.187	29.6	3.058	0.45	11.8	39.96	475.5	24040
IW-114	17.75	426	25560	4/14/2014 12:42	10.197	29.61	3.058	0.45	11.8	39.91	474.9	24040
IW-114	17.76	426.25	25575	4/14/2014 12:57	10.205	29.62	3.058	0.45	11.8	39.93	475	24040
IW-114	17.77	426.5	25590	4/14/2014 13:12	10.213	29.63	3.088	0.45	11.8	39.85	473.8	24040
IW-114	17.78	426.75	25605	4/14/2014 13:27	10.226	29.64	3.088	0.45	11.8	39.85	473.6	24040
IW-114	17.79	427	25620	4/14/2014 13:42	10.231	29.65	3.058	0.45	11.8	39.86	473.7	24040
IW-114	17.8	427.25	25635	4/14/2014 13:57	10.237	29.65	3.088	0.45	11.8	39.76	472.4	24040
IW-114	17.81	427.5	25650	4/14/2014 14:12	10.245	29.66	3.088	0.45	11.8	39.82	473	24040
IW-114	17.82	427.75	25665	4/14/2014 14:27	10.238	29.66	3.088	0.45	11.8	39.64	470.9	24040
IW-114	17.83	428	25680	4/14/2014 14:42	10.246	29.66	3.117	0.45	11.8	39.72	471.9	24040
IW-114	17.84	428.25	25695	4/14/2014 14:57	10.246	29.66	3.058	0.45	11.79	39.67	471.2	24040
IW-114	17.85	428.5	25710	4/14/2014 15:12	10.254	29.67	3.058	0.45	11.79	39.62	470.5	24040

IW-116
TROLL 9500 Water Quality Instrument - ISCO Monitoring Data Summary
March-April 2014
Whirlpool Corporation
Fort Smith, Arkansas

Well	Time - Elapsed (Days)	Time - Elapsed (Hours)	Time - Elapsed (Minutes)	Time - Time Stamp	Level/Depth TOC (ft)	Barometric (in Hg)	Battery (volts)	ORP (V)	pH	RDO (mg/L)	RDO (%Saturation)	Conductivity (µS Actual)
IW-116	0	0	0	3/26/2014 9:00	11.037	29.73	3.088	0.57	6.62	0.12	1.3	863.7
IW-116	0.01	0.25	15	3/26/2014 9:15	11.03	29.73	3.088	0.53	6.87	0.19	2.1	970
IW-116	0.02	0.5	30	3/26/2014 9:30	10.955	29.73	3.088	0.53	6.6	0.11	1.1	862.9
IW-116	0.03	0.75	45	3/26/2014 9:45	10.938	29.73	3.117	0.55	6.32	0.17	1.8	862.3
IW-116	0.04	1	60	3/26/2014 10:00	10.91	29.73	3.147	0.56	6.22	0.37	4	833.3
IW-116	0.05	1.25	75	3/26/2014 10:15	10.895	29.73	3.147	0.55	6.28	0.4	4.3	1257
IW-116	0.06	1.5	90	3/26/2014 10:30	10.851	29.72	3.117	0.19	12.59	0.35	4.2	25760
IW-116	0.07	1.75	105	3/26/2014 10:45	10.801	29.71	3.117	0.26	12.96	0.4	4.9	25760
IW-116	0.08	2	120	3/26/2014 11:00	10.817	29.71	3.088	0.3	13.1	0.44	5.3	25760
IW-116	0.09	2.25	135	3/26/2014 11:15	10.763	29.7	3.088	0.33	13.19	0.57	6.9	25760
IW-116	0.1	2.5	150	3/26/2014 11:30	10.724	29.68	3.088	0.34	13.24	0.72	8.7	25760
IW-116	0.11	2.75	165	3/26/2014 11:45	10.693	29.67	3.088	0.34	13.26	0.78	9.4	25760
IW-116	0.13	3	180	3/26/2014 12:00	10.676	29.66	3.117	0.35	13.3	0.89	10.6	25760
IW-116	0.14	3.25	195	3/26/2014 12:14	10.625	29.65	3.147	0.36	13.33	0.98	11.8	25760
IW-116	0.15	3.5	210	3/26/2014 12:30	10.751	29.65	3.117	0.37	13.37	1.04	12.5	25760
IW-116	0.16	3.75	225	3/26/2014 12:45	10.799	29.64	3.117	0.38	13.36	0.89	10.7	25760
IW-116	0.17	4	240	3/26/2014 12:59	10.828	29.65	3.117	0.38	13.35	0.95	11.4	25760
IW-116	0.18	4.25	255	3/26/2014 13:15	10.822	29.64	3.117	0.38	13.34	0.74	8.9	25750
IW-116	0.19	4.5	270	3/26/2014 13:30	10.829	29.63	3.117	0.38	13.3	0.61	7.3	25750
IW-116	0.2	4.75	285	3/26/2014 13:44	10.82	29.62	3.088	0.38	13.28	0.48	5.8	25750
IW-116	0.21	5	300	3/26/2014 14:00	10.815	29.62	3.117	0.38	13.28	0.33	4	25750
IW-116	0.22	5.25	315	3/26/2014 14:15	10.818	29.62	3.117	0.38	13.29	0.01	0.1	25760
IW-116	0.23	5.5	330	3/26/2014 14:29	10.814	29.61	3.088	0.38	13.3	-0.05	-0.7	25760
IW-116	0.24	5.75	345	3/26/2014 14:45	10.81	29.6	3.088	0.38	13.31	-0.05	-0.7	25760
IW-116	0.25	6	360	3/26/2014 15:00	10.807	29.6	3.117	0.38	13.31	-0.05	-0.7	25760
IW-116	0.26	6.25	375	3/26/2014 15:14	10.812	29.59	3.117	0.38	13.31	-0.06	-0.7	25760
IW-116	0.27	6.5	390	3/26/2014 15:30	10.792	29.57	3.147	0.38	13.31	-0.06	-0.7	25760
IW-116	0.28	6.75	405	3/26/2014 15:45	10.78	29.56	3.088	0.39	13.31	-0.06	-0.7	25760
IW-116	0.29	7	420	3/26/2014 15:59	10.777	29.55	3.117	0.39	13.31	-0.06	-0.7	25760
IW-116	0.3	7.25	435	3/26/2014 16:15	10.784	29.56	3.088	0.39	13.31	-0.06	-0.7	25760
IW-116	0.31	7.5	450	3/26/2014 16:30	10.797	29.57	3.117	0.4	13.31	-0.06	-0.7	25760
IW-116	0.32	7.75	465	3/26/2014 16:44	10.801	29.57	3.117	0.39	13.3	-0.06	-0.7	25760
IW-116	0.33	8	480	3/26/2014 17:00	10.821	29.58	3.117	0.39	13.28	-0.06	-0.7	25760
IW-116	0.34	8.25	495	3/26/2014 17:14	10.8	29.57	3.117	0.39	13.28	-0.05	-0.6	25760
IW-116	0.35	8.5	510	3/26/2014 17:29	10.784	29.55	3.147	0.39	13.26	-0.05	-0.5	25760
IW-116	0.36	8.75	525	3/26/2014 17:45	10.777	29.55	3.088	0.39	13.26	-0.05	-0.6	25760
IW-116	0.37	9	540	3/26/2014 17:59	10.782	29.55	3.088	0.39	13.25	-0.05	-0.6	25760
IW-116	0.39	9.25	555	3/26/2014 18:14	10.755	29.53	3.117	0.39	13.25	-0.05	-0.6	25760
IW-116	0.4	9.5	570	3/26/2014 18:30	10.731	29.5	3.088	0.39	13.25	-0.05	-0.5	25760

IW-116
TROLL 9500 Water Quality Instrument - ISCO Monitoring Data Summary
March-April 2014
Whirlpool Corporation
Fort Smith, Arkansas

Well	Time - Elapsed (Days)	Time - Elapsed (Hours)	Time - Elapsed (Minutes)	Time - Time Stamp	Level/Depth TOC (ft)	Barometric (in Hg)	Battery (volts)	ORP (V)	pH	RDO (mg/L)	RDO (%Saturation)	Conductivity (µS Actual)
IW-116	0.41	9.75	585	3/26/2014 18:44	10.733	29.51	3.117	0.4	13.23	-0.03	-0.3	25760
IW-116	0.42	10	600	3/26/2014 18:59	10.74	29.51	3.117	0.39	13.22	-0.02	-0.2	25760
IW-116	0.43	10.25	615	3/26/2014 19:15	10.739	29.51	3.117	0.4	13.21	0	0	25760
IW-116	0.44	10.5	630	3/26/2014 19:29	10.738	29.51	3.117	0.4	13.2	0.01	0.1	25760
IW-116	0.45	10.75	645	3/26/2014 19:44	10.73	29.5	3.088	0.4	13.19	0.01	0.2	25760
IW-116	0.46	11	660	3/26/2014 20:00	10.727	29.5	3.117	0.4	13.19	0.02	0.2	25760
IW-116	0.47	11.25	675	3/26/2014 20:14	10.724	29.49	3.147	0.4	13.18	0.02	0.2	25760
IW-116	0.48	11.5	690	3/26/2014 20:29	10.713	29.48	3.088	0.4	13.17	0.01	0.1	25760
IW-116	0.49	11.75	705	3/26/2014 20:45	10.708	29.48	3.088	0.4	13.16	0.01	0.2	25760
IW-116	0.5	12	720	3/26/2014 20:59	10.707	29.48	3.117	0.41	13.15	0.01	0.1	25760
IW-116	0.51	12.25	735	3/26/2014 21:14	10.705	29.47	3.147	0.41	13.15	0.02	0.2	25760
IW-116	0.52	12.5	750	3/26/2014 21:30	10.702	29.47	3.117	0.42	13.15	0.02	0.2	25760
IW-116	0.53	12.75	765	3/26/2014 21:44	10.696	29.47	3.147	0.42	13.14	0.01	0.1	25760
IW-116	0.54	13	780	3/26/2014 21:59	10.693	29.46	3.117	0.41	13.13	0	0	25760
IW-116	0.55	13.25	795	3/26/2014 22:15	10.689	29.46	3.147	0.41	13.12	0	0	25760
IW-116	0.56	13.5	810	3/26/2014 22:29	10.686	29.46	3.117	0.42	13.12	0	0	25760
IW-116	0.57	13.75	825	3/26/2014 22:44	10.681	29.45	3.117	0.41	13.11	-0.01	-0.1	25760
IW-116	0.58	14	840	3/26/2014 22:59	10.674	29.44	3.147	0.41	13.1	-0.01	-0.1	25760
IW-116	0.59	14.25	855	3/26/2014 23:14	10.671	29.44	3.117	0.41	13.1	-0.01	-0.1	25760
IW-116	0.6	14.5	870	3/26/2014 23:29	10.668	29.44	3.117	0.41	13.09	-0.01	-0.1	25760
IW-116	0.61	14.75	885	3/26/2014 23:44	10.654	29.42	3.147	0.41	13.09	-0.01	-0.2	25750
IW-116	0.62	15	900	3/26/2014 23:59	10.641	29.41	3.117	0.41	13.08	-0.01	-0.2	25750
IW-116	0.64	15.25	915	3/27/2014 0:14	10.633	29.4	3.117	0.42	13.07	-0.02	-0.2	25750
IW-116	0.65	15.5	930	3/27/2014 0:29	10.629	29.4	3.088	0.42	13.07	-0.02	-0.2	25750
IW-116	0.66	15.75	945	3/27/2014 0:44	10.625	29.4	3.147	0.42	13.06	-0.02	-0.3	25750
IW-116	0.67	16	960	3/27/2014 0:59	10.62	29.39	3.117	0.41	13.06	-0.02	-0.3	25750
IW-116	0.68	16.25	975	3/27/2014 1:14	10.612	29.38	3.117	0.42	13.05	-0.03	-0.3	25750
IW-116	0.69	16.5	990	3/27/2014 1:29	10.606	29.38	3.117	0.41	13.05	-0.03	-0.3	25750
IW-116	0.7	16.75	1005	3/27/2014 1:44	10.601	29.37	3.117	0.41	13.04	-0.03	-0.3	25750
IW-116	0.71	17	1020	3/27/2014 1:59	10.593	29.36	3.147	0.41	13.04	-0.03	-0.3	25750
IW-116	0.72	17.25	1035	3/27/2014 2:14	10.586	29.36	3.117	0.42	13.04	-0.03	-0.4	25750
IW-116	0.73	17.5	1050	3/27/2014 2:29	10.579	29.35	3.088	0.42	13.03	-0.03	-0.4	25750
IW-116	0.74	17.75	1065	3/27/2014 2:44	10.57	29.34	3.117	0.42	13.03	-0.03	-0.4	25750
IW-116	0.75	18	1080	3/27/2014 2:59	10.566	29.34	3.147	0.42	13.02	-0.03	-0.4	25750
IW-116	0.76	18.25	1095	3/27/2014 3:14	10.564	29.34	3.147	0.41	13.02	-0.03	-0.4	25750
IW-116	0.77	18.5	1110	3/27/2014 3:29	10.565	29.34	3.117	0.42	13.01	-0.03	-0.3	25750
IW-116	0.78	18.75	1125	3/27/2014 3:44	10.565	29.34	3.117	0.42	13.01	-0.03	-0.3	25750
IW-116	0.79	19	1140	3/27/2014 3:59	10.56	29.33	3.117	0.42	13.01	-0.03	-0.4	25750
IW-116	0.8	19.25	1155	3/27/2014 4:14	10.56	29.33	3.117	0.42	13	-0.03	-0.3	25750

IW-116
TROLL 9500 Water Quality Instrument - ISCO Monitoring Data Summary
March-April 2014
Whirlpool Corporation
Fort Smith, Arkansas

Well	Time - Elapsed (Days)	Time - Elapsed (Hours)	Time - Elapsed (Minutes)	Time - Time Stamp	Level/Depth TOC (ft)	Barometric (in Hg)	Battery (volts)	ORP (V)	pH	RDO (mg/L)	RDO (%Saturation)	Conductivity (µS Actual)
IW-116	0.81	19.5	1170	3/27/2014 4:29	10.559	29.33	3.117	0.42	13	-0.03	-0.3	25750
IW-116	0.82	19.75	1185	3/27/2014 4:44	10.559	29.33	3.117	0.42	12.99	-0.03	-0.3	25750
IW-116	0.83	20	1200	3/27/2014 4:59	10.547	29.32	3.117	0.42	12.99	-0.03	-0.3	25750
IW-116	0.84	20.25	1215	3/27/2014 5:14	10.54	29.31	3.117	0.43	12.98	-0.03	-0.3	25750
IW-116	0.85	20.5	1230	3/27/2014 5:29	10.542	29.31	3.117	0.43	12.98	-0.03	-0.3	25750
IW-116	0.86	20.75	1245	3/27/2014 5:44	10.536	29.31	3.117	0.43	12.98	-0.02	-0.3	25750
IW-116	0.87	21	1260	3/27/2014 5:59	10.535	29.31	3.117	0.43	12.98	-0.02	-0.3	25750
IW-116	0.89	21.25	1275	3/27/2014 6:14	10.533	29.3	3.117	0.42	12.97	-0.03	-0.3	25750
IW-116	0.9	21.5	1290	3/27/2014 6:29	10.529	29.3	3.117	0.42	12.97	-0.02	-0.3	25750
IW-116	0.91	21.75	1305	3/27/2014 6:44	10.526	29.3	3.117	0.43	12.96	-0.02	-0.3	25750
IW-116	0.92	22	1320	3/27/2014 6:59	10.527	29.3	3.117	0.42	12.96	-0.02	-0.3	25750
IW-116	0.93	22.25	1335	3/27/2014 7:14	10.526	29.3	3.117	0.43	12.96	-0.02	-0.3	25750
IW-116	0.94	22.5	1350	3/27/2014 7:29	10.529	29.3	3.117	0.43	12.96	-0.02	-0.3	25750
IW-116	0.95	22.75	1365	3/27/2014 7:44	10.525	29.3	3.117	0.43	12.95	-0.02	-0.2	25750
IW-116	0.96	23	1380	3/27/2014 7:59	10.518	29.29	3.117	0.44	12.95	-0.02	-0.2	25750
IW-116	0.97	23.25	1395	3/27/2014 8:14	10.512	29.29	3.117	0.44	12.94	-0.01	-0.2	25750
IW-116	0.98	23.5	1410	3/27/2014 8:29	10.513	29.28	3.117	0.43	12.94	-0.02	-0.3	25750
IW-116	0.99	23.75	1425	3/27/2014 8:44	10.521	29.28	3.117	0.43	12.94	-0.02	-0.2	25750
IW-116	1	24	1440	3/27/2014 8:59	10.339	29.29	3.117	0.43	12.98	-0.06	-0.7	25760
IW-116	1.01	24.25	1455	3/27/2014 9:14	10.301	29.29	3.117	0.43	13.04	-0.06	-0.7	25760
IW-116	1.02	24.5	1470	3/27/2014 9:29	10.248	29.28	3.117	0.44	13.11	0.09	1.1	25760
IW-116	1.03	24.75	1485	3/27/2014 9:44	10.193	29.27	3.147	0.45	13.19	0.75	9.1	25760
IW-116	1.04	25	1500	3/27/2014 9:59	10.133	29.26	3.117	0.46	13.26	1.78	21.8	25760
IW-116	1.05	25.25	1515	3/27/2014 10:14	10.305	29.26	3.117	0.46	13.32	2.46	30	25760
IW-116	1.06	25.5	1530	3/27/2014 10:29	10.365	29.26	3.117	0.47	13.3	2	24.3	25750
IW-116	1.07	25.75	1545	3/27/2014 10:44	10.39	29.26	3.117	0.46	13.31	2.75	33.4	25750
IW-116	1.08	26	1560	3/27/2014 10:59	10.406	29.26	3.117	0.46	13.31	2.57	31.2	25750
IW-116	1.09	26.25	1575	3/27/2014 11:14	10.431	29.28	3.117	0.45	13.28	2.27	27.6	25740
IW-116	1.1	26.5	1590	3/27/2014 11:29	10.432	29.27	3.117	0.45	13.26	2.16	26.3	25740
IW-116	1.11	26.75	1605	3/27/2014 11:44	10.425	29.26	3.117	0.45	13.24	1.82	22.1	25740
IW-116	1.12	27	1620	3/27/2014 11:59	10.423	29.26	3.117	0.45	13.23	1.46	17.8	25740
IW-116	1.14	27.25	1635	3/27/2014 12:14	10.407	29.24	3.117	0.45	13.22	1.17	14.2	25740
IW-116	1.15	27.5	1650	3/27/2014 12:29	10.404	29.23	3.147	0.45	13.21	0.96	11.6	25740
IW-116	1.16	27.75	1665	3/27/2014 12:44	10.391	29.22	3.117	0.45	13.2	0.78	9.5	25740
IW-116	1.17	28	1680	3/27/2014 12:59	10.382	29.21	3.147	0.44	13.2	0.66	8	25740
IW-116	1.18	28.25	1695	3/27/2014 13:14	10.379	29.21	3.117	0.44	13.21	0.55	6.7	25740
IW-116	1.19	28.5	1710	3/27/2014 13:29	10.386	29.21	3.117	0.45	13.22	0.26	3.2	25740
IW-116	1.2	28.75	1725	3/27/2014 13:44	10.406	29.2	3.117	0.44	13.22	0.1	1.2	25740
IW-116	1.21	29	1740	3/27/2014 13:59	10.38	29.2	3.117	0.44	13.23	-0.03	-0.3	25740

IW-116
TROLL 9500 Water Quality Instrument - ISCO Monitoring Data Summary
March-April 2014
Whirlpool Corporation
Fort Smith, Arkansas

Well	Time - Elapsed (Days)	Time - Elapsed (Hours)	Time - Elapsed (Minutes)	Time - Time Stamp	Level/Depth TOC (ft)	Barometric (in Hg)	Battery (volts)	ORP (V)	pH	RDO (mg/L)	RDO (%Saturation)	Conductivity (µS Actual)
IW-116	1.22	29.25	1755	3/27/2014 14:14	10.375	29.19	3.117	0.45	13.23	-0.06	-0.7	25740
IW-116	1.23	29.5	1770	3/27/2014 14:29	10.365	29.19	3.117	0.45	13.24	-0.06	-0.7	25740
IW-116	1.24	29.75	1785	3/27/2014 14:44	10.354	29.17	3.117	0.45	13.24	-0.06	-0.7	25740
IW-116	1.25	30	1800	3/27/2014 14:59	10.346	29.17	3.147	0.45	13.24	-0.06	-0.7	25740
IW-116	1.26	30.25	1815	3/27/2014 15:14	10.342	29.16	3.117	0.45	13.23	-0.06	-0.7	25740
IW-116	1.27	30.5	1830	3/27/2014 15:29	10.34	29.16	3.147	0.45	13.23	-0.06	-0.7	25740
IW-116	1.28	30.75	1845	3/27/2014 15:44	10.34	29.16	3.147	0.45	13.22	-0.06	-0.7	25740
IW-116	1.29	31	1860	3/27/2014 15:59	10.338	29.16	3.117	0.45	13.22	-0.06	-0.7	25740
IW-116	1.3	31.25	1875	3/27/2014 16:14	10.342	29.16	3.117	0.45	13.22	0.03	0.4	25740
IW-116	1.31	31.5	1890	3/27/2014 16:29	10.333	29.15	3.117	0.45	13.21	0.21	2.6	25740
IW-116	1.32	31.75	1905	3/27/2014 16:44	10.325	29.14	3.117	0.46	13.21	0.27	3.2	25740
IW-116	1.33	32	1920	3/27/2014 16:59	10.325	29.14	3.117	0.46	13.21	0.33	4	25740
IW-116	1.34	32.25	1935	3/27/2014 17:14	10.32	29.13	3.117	0.48	13.21	0.36	4.3	25740
IW-116	1.35	32.5	1950	3/27/2014 17:29	10.325	29.14	3.117	0.46	13.21	0.38	4.6	25740
IW-116	1.36	32.75	1965	3/27/2014 17:44	10.328	29.14	3.147	0.46	13.21	0.43	5.2	25740
IW-116	1.37	33	1980	3/27/2014 17:59	10.348	29.14	3.147	0.46	13.21	0.57	7	25740
IW-116	1.39	33.25	1995	3/27/2014 18:14	10.334	29.14	3.117	0.45	13.2	0.53	6.5	25740
IW-116	1.4	33.5	2010	3/27/2014 18:29	10.346	29.14	3.117	0.46	13.19	0.47	5.8	25740
IW-116	1.41	33.75	2025	3/27/2014 18:44	10.331	29.14	3.117	0.45	13.19	0.57	6.9	25740
IW-116	1.42	34	2040	3/27/2014 18:59	10.335	29.14	3.117	0.45	13.19	0.71	8.6	25740
IW-116	1.43	34.25	2055	3/27/2014 19:14	10.339	29.14	3.117	0.46	13.19	0.76	9.2	25740
IW-116	1.44	34.5	2070	3/27/2014 19:29	10.341	29.15	3.117	0.46	13.19	0.8	9.7	25740
IW-116	1.45	34.75	2085	3/27/2014 19:44	10.345	29.15	3.147	0.46	13.18	0.84	10.2	25740
IW-116	1.46	35	2100	3/27/2014 19:59	10.348	29.15	3.117	0.46	13.18	0.82	9.9	25740
IW-116	1.47	35.25	2115	3/27/2014 20:14	10.349	29.15	3.088	0.46	13.18	0.8	9.7	25740
IW-116	1.48	35.5	2130	3/27/2014 20:29	10.35	29.15	3.147	0.46	13.17	0.75	9.2	25740
IW-116	1.49	35.75	2145	3/27/2014 20:44	10.353	29.16	3.147	0.45	13.17	0.73	8.8	25740
IW-116	1.5	36	2160	3/27/2014 20:59	10.356	29.16	3.117	0.46	13.16	0.77	9.3	25740
IW-116	1.51	36.25	2175	3/27/2014 21:14	10.36	29.16	3.117	0.46	13.16	0.79	9.6	25740
IW-116	1.52	36.5	2190	3/27/2014 21:29	10.366	29.17	3.117	0.46	13.16	0.85	10.3	25740
IW-116	1.53	36.75	2205	3/27/2014 21:44	10.374	29.17	3.147	0.46	13.15	0.88	10.6	25740
IW-116	1.54	37	2220	3/27/2014 21:59	10.365	29.17	3.117	0.46	13.15	0.89	10.8	25740
IW-116	1.55	37.25	2235	3/27/2014 22:14	10.376	29.18	3.147	0.46	13.14	0.91	11	25740
IW-116	1.56	37.5	2250	3/27/2014 22:29	10.39	29.19	3.117	0.46	13.14	0.92	11.2	25740
IW-116	1.57	37.75	2265	3/27/2014 22:44	10.392	29.19	3.117	0.46	13.14	0.92	11.2	25740
IW-116	1.58	38	2280	3/27/2014 22:59	10.439	29.23	3.088	0.46	13.13	0.94	11.4	25740
IW-116	1.59	38.25	2295	3/27/2014 23:14	10.456	29.25	3.117	0.47	13.13	0.94	11.3	25740
IW-116	1.6	38.5	2310	3/27/2014 23:29	10.46	29.25	3.147	0.46	13.12	0.96	11.7	25740
IW-116	1.61	38.75	2325	3/27/2014 23:44	10.468	29.26	3.147	0.46	13.12	0.96	11.6	25740

IW-116
TROLL 9500 Water Quality Instrument - ISCO Monitoring Data Summary
March-April 2014
Whirlpool Corporation
Fort Smith, Arkansas

Well	Time - Elapsed (Days)	Time - Elapsed (Hours)	Time - Elapsed (Minutes)	Time - Time Stamp	Level/Depth TOC (ft)	Barometric (in Hg)	Battery (volts)	ORP (V)	pH	RDO (mg/L)	RDO (%Saturation)	Conductivity (µS Actual)
IW-116	1.62	39	2340	3/27/2014 23:59	10.475	29.26	3.117	0.48	13.11	0.96	11.6	25740
IW-116	1.64	39.25	2355	3/28/2014 0:14	10.481	29.27	3.117	0.48	13.11	0.96	11.6	25740
IW-116	1.65	39.5	2370	3/28/2014 0:29	10.489	29.28	3.147	0.49	13.1	0.95	11.5	25740
IW-116	1.66	39.75	2385	3/28/2014 0:44	10.497	29.28	3.147	0.49	13.1	0.95	11.5	25740
IW-116	1.67	40	2400	3/28/2014 0:59	10.504	29.29	3.117	0.49	13.1	0.95	11.4	25740
IW-116	1.68	40.25	2415	3/28/2014 1:14	10.512	29.3	3.117	0.49	13.09	0.94	11.4	25740
IW-116	1.69	40.5	2430	3/28/2014 1:29	10.521	29.3	3.117	0.49	13.09	0.95	11.4	25740
IW-116	1.7	40.75	2445	3/28/2014 1:44	10.531	29.31	3.117	0.49	13.09	0.93	11.2	25740
IW-116	1.71	41	2460	3/28/2014 1:59	10.539	29.32	3.147	0.48	13.08	0.91	11	25740
IW-116	1.72	41.25	2475	3/28/2014 2:14	10.547	29.33	3.117	0.48	13.08	0.91	11	25740
IW-116	1.73	41.5	2490	3/28/2014 2:29	10.556	29.33	3.117	0.48	13.08	0.91	11	25740
IW-116	1.74	41.75	2505	3/28/2014 2:44	10.564	29.34	3.117	0.47	13.07	0.9	10.9	25740
IW-116	1.75	42	2520	3/28/2014 2:59	10.571	29.35	3.147	0.48	13.07	0.9	10.9	25740
IW-116	1.76	42.25	2535	3/28/2014 3:14	10.58	29.36	3.117	0.49	13.07	0.91	11	25740
IW-116	1.77	42.5	2550	3/28/2014 3:29	10.594	29.37	3.147	0.49	13.07	0.89	10.7	25740
IW-116	1.78	42.75	2565	3/28/2014 3:44	10.605	29.38	3.147	0.5	13.06	0.87	10.5	25740
IW-116	1.79	43	2580	3/28/2014 3:59	10.615	29.39	3.117	0.5	13.06	0.88	10.6	25740
IW-116	1.8	43.25	2595	3/28/2014 4:14	10.622	29.39	3.147	0.5	13.06	0.87	10.5	25740
IW-116	1.81	43.5	2610	3/28/2014 4:29	10.629	29.4	3.147	0.51	13.05	0.87	10.4	25740
IW-116	1.82	43.75	2625	3/28/2014 4:44	10.634	29.4	3.117	0.5	13.05	0.86	10.3	25740
IW-116	1.83	44	2640	3/28/2014 4:59	10.639	29.41	3.147	0.51	13.05	0.86	10.3	25740
IW-116	1.84	44.25	2655	3/28/2014 5:14	10.646	29.41	3.147	0.51	13.04	0.85	10.2	25740
IW-116	1.85	44.5	2670	3/28/2014 5:29	10.651	29.42	3.117	0.48	13.04	0.86	10.3	25740
IW-116	1.86	44.75	2685	3/28/2014 5:44	10.656	29.42	3.117	0.48	13.04	0.85	10.2	25740
IW-116	1.87	45	2700	3/28/2014 5:59	10.66	29.42	3.117	0.47	13.04	0.84	10.1	25740
IW-116	1.89	45.25	2715	3/28/2014 6:14	10.665	29.43	3.117	0.5	13.03	0.87	10.5	25740
IW-116	1.9	45.5	2730	3/28/2014 6:29	10.669	29.43	3.117	0.48	13.03	0.83	10	25740
IW-116	1.91	45.75	2745	3/28/2014 6:44	10.675	29.44	3.147	0.47	13.03	0.83	10	25740
IW-116	1.92	46	2760	3/28/2014 6:59	10.678	29.44	3.147	0.47	13.02	0.82	9.9	25740
IW-116	1.93	46.25	2775	3/28/2014 7:14	10.682	29.44	3.117	0.47	13.02	0.82	9.8	25740
IW-116	1.94	46.5	2790	3/28/2014 7:29	10.688	29.45	3.117	0.47	13.02	0.87	10.4	25740
IW-116	1.95	46.75	2805	3/28/2014 7:44	10.698	29.46	3.117	0.48	13.01	0.81	9.7	25740
IW-116	1.96	47	2820	3/28/2014 7:59	10.703	29.46	3.147	0.48	13.01	0.8	9.6	25740
IW-116	1.97	47.25	2835	3/28/2014 8:14	10.711	29.47	3.117	0.48	13.01	0.8	9.6	25740
IW-116	1.98	47.5	2850	3/28/2014 8:29	10.723	29.48	3.147	0.48	13.01	0.79	9.5	25740
IW-116	1.99	47.75	2865	3/28/2014 8:44	10.734	29.49	3.147	0.48	13.01	0.79	9.4	25740
IW-116	2	48	2880	3/28/2014 8:59	10.744	29.5	3.117	0.48	13	0.78	9.3	25740
IW-116	2.01	48.25	2895	3/28/2014 9:14	10.756	29.51	3.117	0.48	13	0.83	10	25740
IW-116	2.02	48.5	2910	3/28/2014 9:29	10.766	29.52	3.117	0.48	13	0.8	9.6	25740

IW-116
TROLL 9500 Water Quality Instrument - ISCO Monitoring Data Summary
March-April 2014
Whirlpool Corporation
Fort Smith, Arkansas

Well	Time - Elapsed (Days)	Time - Elapsed (Hours)	Time - Elapsed (Minutes)	Time - Time Stamp	Level/Depth TOC (ft)	Barometric (in Hg)	Battery (volts)	ORP (V)	pH	RDO (mg/L)	RDO (%Saturation)	Conductivity (µS Actual)
IW-116	2.03	48.75	2925	3/28/2014 9:44	10.779	29.53	3.117	0.48	13	0.78	9.4	25740
IW-116	2.04	49	2940	3/28/2014 9:59	10.79	29.54	3.117	0.49	12.99	0.79	9.5	25740
IW-116	2.05	49.25	2955	3/28/2014 10:14	10.801	29.55	3.117	0.49	12.99	0.76	9.1	25740
IW-116	2.06	49.5	2970	3/28/2014 10:29	10.809	29.56	3.117	0.49	12.99	0.74	8.9	25740
IW-116	2.07	49.75	2985	3/28/2014 10:44	10.818	29.56	3.117	0.49	12.99	0.74	8.9	25740
IW-116	2.08	50	3000	3/28/2014 10:59	10.828	29.57	3.147	0.49	12.99	0.73	8.7	25740
IW-116	2.09	50.25	3015	3/28/2014 11:14	10.829	29.57	3.117	0.49	12.98	0.72	8.7	25740
IW-116	2.1	50.5	3030	3/28/2014 11:29	10.799	29.55	3.117	0.49	12.98	0.75	9	25740
IW-116	2.11	50.75	3045	3/28/2014 11:44	10.761	29.51	3.117	0.49	12.98	0.74	8.9	25740
IW-116	2.12	51	3060	3/28/2014 11:59	10.718	29.47	3.147	0.49	12.98	0.73	8.8	25740
IW-116	2.14	51.25	3075	3/28/2014 12:14	10.686	29.44	3.147	0.53	12.97	0.71	8.6	25740
IW-116	2.15	51.5	3090	3/28/2014 12:29	10.66	29.42	3.117	0.51	12.97	0.73	8.7	25740
IW-116	2.16	51.75	3105	3/28/2014 12:44	10.645	29.41	3.117	0.5	12.97	0.82	9.9	25740
IW-116	2.17	52	3120	3/28/2014 12:59	10.632	29.4	3.117	0.5	12.97	0.73	8.8	25740
IW-116	2.18	52.25	3135	3/28/2014 13:14	10.621	29.39	3.117	0.5	12.96	0.68	8.2	25740
IW-116	2.19	52.5	3150	3/28/2014 13:29	10.61	29.38	3.117	0.5	12.96	0.69	8.3	25740
IW-116	2.2	52.75	3165	3/28/2014 13:44	10.596	29.36	3.147	0.5	12.96	0.77	9.3	25740
IW-116	2.21	53	3180	3/28/2014 13:59	10.585	29.35	3.147	0.52	12.96	0.79	9.5	25740
IW-116	2.22	53.25	3195	3/28/2014 14:14	10.579	29.35	3.117	0.52	12.96	0.87	10.5	25740
IW-116	2.23	53.5	3210	3/28/2014 14:29	10.574	29.34	3.117	0.52	12.95	0.8	9.6	25740
IW-116	2.24	53.75	3225	3/28/2014 14:44	10.573	29.34	3.147	0.52	12.95	0.74	8.9	25740
IW-116	2.25	54	3240	3/28/2014 14:59	10.575	29.35	3.117	0.53	12.95	0.86	10.4	25740
IW-116	2.26	54.25	3255	3/28/2014 15:14	10.569	29.34	3.117	0.53	12.95	0.91	11	25740
IW-116	2.27	54.5	3270	3/28/2014 15:29	10.569	29.34	3.117	0.52	12.95	0.81	9.7	25740
IW-116	2.28	54.75	3285	3/28/2014 15:44	10.569	29.34	3.117	0.52	12.95	0.72	8.6	25740
IW-116	2.29	55	3300	3/28/2014 15:59	10.57	29.34	3.117	0.53	12.94	0.66	7.9	25740
IW-116	2.3	55.25	3315	3/28/2014 16:14	10.574	29.34	3.117	0.53	12.94	0.63	7.6	25740
IW-116	2.31	55.5	3330	3/28/2014 16:29	10.578	29.35	3.117	0.53	12.94	0.61	7.3	25740
IW-116	2.32	55.75	3345	3/28/2014 16:44	10.574	29.34	3.117	0.53	12.93	0.59	7.2	25740
IW-116	2.33	56	3360	3/28/2014 16:59	10.575	29.35	3.147	0.52	12.93	0.67	8.1	25740
IW-116	2.34	56.25	3375	3/28/2014 17:14	10.581	29.35	3.117	0.52	12.93	0.58	7	25740
IW-116	2.35	56.5	3390	3/28/2014 17:29	10.585	29.35	3.117	0.52	12.92	0.56	6.8	25740
IW-116	2.36	56.75	3405	3/28/2014 17:44	10.587	29.35	3.117	0.52	12.92	0.67	8	25740
IW-116	2.37	57	3420	3/28/2014 17:59	10.591	29.36	3.117	0.52	12.92	0.59	7.1	25740
IW-116	2.39	57.25	3435	3/28/2014 18:14	10.605	29.37	3.117	0.52	12.92	0.64	7.7	25740
IW-116	2.4	57.5	3450	3/28/2014 18:29	10.625	29.39	3.147	0.52	12.92	0.77	9.3	25740
IW-116	2.41	57.75	3465	3/28/2014 18:44	10.625	29.39	3.117	0.53	12.91	0.96	11.5	25740
IW-116	2.42	58	3480	3/28/2014 18:59	10.618	29.38	3.147	0.52	12.91	0.81	9.7	25740
IW-116	2.43	58.25	3495	3/28/2014 19:14	10.612	29.38	3.117	0.52	12.91	0.69	8.3	25740

IW-116
TROLL 9500 Water Quality Instrument - ISCO Monitoring Data Summary
March-April 2014
Whirlpool Corporation
Fort Smith, Arkansas

Well	Time - Elapsed (Days)	Time - Elapsed (Hours)	Time - Elapsed (Minutes)	Time - Time Stamp	Level/Depth TOC (ft)	Barometric (in Hg)	Battery (volts)	ORP (V)	pH	RDO (mg/L)	RDO (%Saturation)	Conductivity (µS Actual)
IW-116	2.44	58.5	3510	3/28/2014 19:29	10.614	29.38	3.117	0.53	12.91	0.59	7.2	25740
IW-116	2.45	58.75	3525	3/28/2014 19:44	10.614	29.38	3.117	0.53	12.9	0.54	6.5	25740
IW-116	2.46	59	3540	3/28/2014 19:59	10.61	29.38	3.117	0.53	12.9	0.57	6.9	25740
IW-116	2.47	59.25	3555	3/28/2014 20:14	10.607	29.38	3.117	0.53	12.9	0.55	6.6	25740
IW-116	2.48	59.5	3570	3/28/2014 20:29	10.605	29.37	3.117	0.53	12.9	0.51	6.2	25740
IW-116	2.49	59.75	3585	3/28/2014 20:44	10.603	29.37	3.117	0.53	12.9	0.79	9.5	25740
IW-116	2.5	60	3600	3/28/2014 20:59	10.602	29.37	3.117	0.54	12.89	0.62	7.5	25740
IW-116	2.51	60.25	3615	3/28/2014 21:14	10.599	29.37	3.117	0.55	12.89	0.52	6.2	25740
IW-116	2.52	60.5	3630	3/28/2014 21:29	10.596	29.37	3.117	0.55	12.89	0.47	5.6	25740
IW-116	2.53	60.75	3645	3/28/2014 21:44	10.595	29.37	3.117	0.55	12.89	0.48	5.8	25740
IW-116	2.54	61	3660	3/28/2014 21:59	10.592	29.36	3.147	0.55	12.89	0.44	5.3	25740
IW-116	2.55	61.25	3675	3/28/2014 22:14	10.588	29.36	3.117	0.55	12.89	0.79	9.5	25740
IW-116	2.56	61.5	3690	3/28/2014 22:29	10.584	29.36	3.147	0.53	12.89	0.76	9.1	25740
IW-116	2.57	61.75	3705	3/28/2014 22:44	10.582	29.35	3.117	0.53	12.88	0.68	8.2	25740
IW-116	2.58	62	3720	3/28/2014 22:59	10.58	29.35	3.117	0.52	12.88	0.58	7	25740
IW-116	2.59	62.25	3735	3/28/2014 23:14	10.578	29.35	3.147	0.52	12.88	0.59	7.1	25740
IW-116	2.6	62.5	3750	3/28/2014 23:29	10.576	29.35	3.147	0.52	12.88	0.64	7.8	25740
IW-116	2.61	62.75	3765	3/28/2014 23:44	10.574	29.35	3.117	0.52	12.87	0.57	6.9	25740
IW-116	2.62	63	3780	3/28/2014 23:59	10.571	29.35	3.117	0.52	12.87	0.51	6.1	25740
IW-116	2.64	63.25	3795	3/29/2014 0:14	10.569	29.34	3.117	0.52	12.87	0.48	5.8	25740
IW-116	2.65	63.5	3810	3/29/2014 0:29	10.567	29.34	3.117	0.53	12.87	0.5	6.1	25740
IW-116	2.66	63.75	3825	3/29/2014 0:44	10.566	29.34	3.117	0.53	12.87	0.45	5.4	25740
IW-116	2.67	64	3840	3/29/2014 0:59	10.562	29.34	3.147	0.53	12.87	0.5	6	25740
IW-116	2.68	64.25	3855	3/29/2014 1:14	10.56	29.34	3.117	0.53	12.86	0.39	4.7	25740
IW-116	2.69	64.5	3870	3/29/2014 1:29	10.559	29.34	3.117	0.53	12.86	0.44	5.3	25740
IW-116	2.7	64.75	3885	3/29/2014 1:44	10.561	29.34	3.117	0.53	12.86	0.39	4.8	25740
IW-116	2.71	65	3900	3/29/2014 1:59	10.628	29.4	3.117	0.53	12.86	0.36	4.3	25740
IW-116	2.72	65.25	3915	3/29/2014 2:14	10.689	29.45	3.147	0.53	12.86	0.33	4	25740
IW-116	2.73	65.5	3930	3/29/2014 2:29	10.73	29.49	3.147	0.54	12.86	0.32	3.8	25740
IW-116	2.74	65.75	3945	3/29/2014 2:44	10.757	29.51	3.147	0.54	12.85	0.83	9.9	25740
IW-116	2.75	66	3960	3/29/2014 2:59	10.776	29.53	3.147	0.54	12.85	0.76	9.1	25740
IW-116	2.76	66.25	3975	3/29/2014 3:14	10.785	29.54	3.117	0.53	12.85	0.71	8.5	25740
IW-116	2.77	66.5	3990	3/29/2014 3:29	10.792	29.54	3.147	0.53	12.85	0.56	6.7	25740
IW-116	2.78	66.75	4005	3/29/2014 3:44	10.801	29.55	3.117	0.54	12.85	0.45	5.4	25740
IW-116	2.79	67	4020	3/29/2014 3:59	10.807	29.56	3.117	0.54	12.85	0.39	4.6	25740
IW-116	2.8	67.25	4035	3/29/2014 4:14	10.811	29.56	3.117	0.54	12.84	0.34	4.1	25740
IW-116	2.81	67.5	4050	3/29/2014 4:29	10.816	29.56	3.117	0.54	12.84	1.07	12.9	25740
IW-116	2.82	67.75	4065	3/29/2014 4:44	10.821	29.57	3.117	0.53	12.84	1.31	15.7	25740
IW-116	2.83	68	4080	3/29/2014 4:59	10.827	29.58	3.117	0.53	12.84	1.07	12.8	25740

IW-116
TROLL 9500 Water Quality Instrument - ISCO Monitoring Data Summary
March-April 2014
Whirlpool Corporation
Fort Smith, Arkansas

Well	Time - Elapsed (Days)	Time - Elapsed (Hours)	Time - Elapsed (Minutes)	Time - Time Stamp	Level/Depth TOC (ft)	Barometric (in Hg)	Battery (volts)	ORP (V)	pH	RDO (mg/L)	RDO (%Saturation)	Conductivity (µS Actual)
IW-116	2.84	68.25	4095	3/29/2014 5:14	10.834	29.58	3.117	0.53	12.83	0.77	9.2	25740
IW-116	2.85	68.5	4110	3/29/2014 5:29	10.839	29.59	3.117	0.53	12.83	0.58	6.9	25740
IW-116	2.86	68.75	4125	3/29/2014 5:44	10.847	29.59	3.117	0.53	12.83	0.5	6	25740
IW-116	2.87	69	4140	3/29/2014 5:59	10.856	29.6	3.117	0.53	12.83	0.57	6.9	25740
IW-116	2.89	69.25	4155	3/29/2014 6:14	10.865	29.61	3.147	0.53	12.83	0.64	7.7	25740
IW-116	2.9	69.5	4170	3/29/2014 6:29	10.878	29.62	3.117	0.53	12.83	0.44	5.3	25740
IW-116	2.91	69.75	4185	3/29/2014 6:44	10.887	29.63	3.147	0.55	12.82	0.39	4.6	25740
IW-116	2.92	70	4200	3/29/2014 6:59	10.895	29.64	3.117	0.56	12.82	0.3	3.6	25740
IW-116	2.93	70.25	4215	3/29/2014 7:14	10.906	29.65	3.147	0.56	12.82	0.26	3.1	25740
IW-116	2.94	70.5	4230	3/29/2014 7:29	10.916	29.66	3.147	0.55	12.82	0.23	2.7	25740
IW-116	2.95	70.75	4245	3/29/2014 7:44	10.928	29.67	3.117	0.56	12.82	0.35	4.1	25740
IW-116	2.96	71	4260	3/29/2014 7:59	10.939	29.68	3.147	0.56	12.82	0.26	3.1	25740
IW-116	2.97	71.25	4275	3/29/2014 8:14	10.956	29.69	3.117	0.54	12.82	0.21	2.5	25740
IW-116	2.98	71.5	4290	3/29/2014 8:29	10.967	29.7	3.117	0.54	12.81	0.2	2.3	25740
IW-116	2.99	71.75	4305	3/29/2014 8:44	10.979	29.71	3.117	0.53	12.81	0.19	2.2	25740
IW-116	3	72	4320	3/29/2014 8:59	10.99	29.72	3.117	0.53	12.81	0.17	2.1	25740
IW-116	3.01	72.25	4335	3/29/2014 9:14	10.998	29.73	3.147	0.53	12.81	0.19	2.2	25740
IW-116	3.02	72.5	4350	3/29/2014 9:29	11.006	29.74	3.117	0.53	12.81	0.18	2.1	25740
IW-116	3.03	72.75	4365	3/29/2014 9:44	11.011	29.74	3.147	0.53	12.81	0.18	2.2	25740
IW-116	3.04	73	4380	3/29/2014 9:59	11.016	29.75	3.147	0.53	12.81	0.19	2.2	25740
IW-116	3.05	73.25	4395	3/29/2014 10:14	11.008	29.74	3.117	0.53	12.81	0.16	1.9	25740
IW-116	3.06	73.5	4410	3/29/2014 10:29	11.011	29.74	3.147	0.53	12.8	0.19	2.3	25740
IW-116	3.07	73.75	4425	3/29/2014 10:44	11.024	29.75	3.117	0.52	12.79	0.15	1.8	25740
IW-116	3.08	74	4440	3/29/2014 10:59	11.014	29.74	3.147	0.52	12.79	0.11	1.3	25740
IW-116	3.09	74.25	4455	3/29/2014 11:14	11.012	29.74	3.147	0.52	12.79	0.2	2.4	25740
IW-116	3.1	74.5	4470	3/29/2014 11:29	11.016	29.74	3.117	0.52	12.79	0.19	2.3	25740
IW-116	3.11	74.75	4485	3/29/2014 11:44	11.009	29.74	3.147	0.53	12.79	0.23	2.7	25740
IW-116	3.12	75	4500	3/29/2014 11:59	11.007	29.74	3.117	0.53	12.79	0.21	2.5	25740
IW-116	3.14	75.25	4515	3/29/2014 12:14	11.005	29.74	3.117	0.52	12.79	0.4	4.8	25740
IW-116	3.15	75.5	4530	3/29/2014 12:29	11.001	29.73	3.147	0.52	12.79	0.28	3.4	25740
IW-116	3.16	75.75	4545	3/29/2014 12:44	11	29.73	3.117	0.52	12.79	0.22	2.6	25740
IW-116	3.17	76	4560	3/29/2014 12:59	10.999	29.73	3.117	0.53	12.79	0.18	2.2	25740
IW-116	3.18	76.25	4575	3/29/2014 13:14	11	29.73	3.117	0.53	12.79	0.18	2.2	25740
IW-116	3.19	76.5	4590	3/29/2014 13:29	10.996	29.73	3.147	0.53	12.79	0.16	1.9	25740
IW-116	3.2	76.75	4605	3/29/2014 13:44	10.995	29.73	3.117	0.52	12.79	0.15	1.8	25740
IW-116	3.21	77	4620	3/29/2014 13:59	10.989	29.72	3.117	0.52	12.79	0.22	2.6	25740
IW-116	3.22	77.25	4635	3/29/2014 14:14	10.984	29.72	3.117	0.53	12.78	0.24	2.8	25740
IW-116	3.23	77.5	4650	3/29/2014 14:29	10.983	29.72	3.117	0.53	12.78	0.19	2.2	25740
IW-116	3.24	77.75	4665	3/29/2014 14:44	10.974	29.71	3.117	0.53	12.78	0.18	2.1	25740

IW-116
TROLL 9500 Water Quality Instrument - ISCO Monitoring Data Summary
March-April 2014
Whirlpool Corporation
Fort Smith, Arkansas

Well	Time - Elapsed (Days)	Time - Elapsed (Hours)	Time - Elapsed (Minutes)	Time - Time Stamp	Level/Depth TOC (ft)	Barometric (in Hg)	Battery (volts)	ORP (V)	pH	RDO (mg/L)	RDO (%Saturation)	Conductivity (µS Actual)
IW-116	3.25	78	4680	3/29/2014 14:59	10.969	29.7	3.117	0.53	12.78	0.16	1.9	25740
IW-116	3.26	78.25	4695	3/29/2014 15:14	10.961	29.7	3.117	0.53	12.78	0.14	1.7	25740
IW-116	3.27	78.5	4710	3/29/2014 15:29	10.956	29.69	3.117	0.52	12.78	0.13	1.6	25740
IW-116	3.28	78.75	4725	3/29/2014 15:44	10.951	29.69	3.117	0.53	12.78	0.13	1.6	25740
IW-116	3.29	79	4740	3/29/2014 15:59	10.945	29.68	3.117	0.51	12.78	0.17	2	25740
IW-116	3.3	79.25	4755	3/29/2014 16:14	10.943	29.68	3.147	0.51	12.77	0.16	1.9	25740
IW-116	3.31	79.5	4770	3/29/2014 16:29	10.941	29.68	3.117	0.52	12.77	0.14	1.7	25740
IW-116	3.32	79.75	4785	3/29/2014 16:44	10.942	29.68	3.117	0.52	12.77	0.12	1.5	25740
IW-116	3.33	80	4800	3/29/2014 16:59	10.934	29.67	3.117	0.52	12.77	0.12	1.4	25740
IW-116	3.34	80.25	4815	3/29/2014 17:14	10.932	29.67	3.117	0.53	12.77	0.62	7.3	25740
IW-116	3.35	80.5	4830	3/29/2014 17:29	10.934	29.67	3.117	0.53	12.76	0.59	7	25740
IW-116	3.36	80.75	4845	3/29/2014 17:44	10.934	29.67	3.147	0.53	12.76	0.47	5.7	25740
IW-116	3.37	81	4860	3/29/2014 17:59	10.934	29.67	3.147	0.54	12.76	0.35	4.2	25740
IW-116	3.39	81.25	4875	3/29/2014 18:14	10.929	29.67	3.117	0.53	12.76	0.49	5.9	25740
IW-116	3.4	81.5	4890	3/29/2014 18:29	10.931	29.67	3.117	0.53	12.76	0.63	7.5	25740
IW-116	3.41	81.75	4905	3/29/2014 18:44	10.933	29.67	3.117	0.54	12.75	1.15	13.8	25740
IW-116	3.42	82	4920	3/29/2014 18:59	10.934	29.67	3.117	0.54	12.75	1.32	15.8	25740
IW-116	3.43	82.25	4935	3/29/2014 19:14	10.935	29.67	3.117	0.54	12.75	1.17	14	25740
IW-116	3.44	82.5	4950	3/29/2014 19:29	10.938	29.68	3.117	0.54	12.75	0.99	11.9	25740
IW-116	3.45	82.75	4965	3/29/2014 19:44	10.939	29.68	3.117	0.54	12.75	0.95	11.3	25740
IW-116	3.46	83	4980	3/29/2014 19:59	10.939	29.68	3.117	0.54	12.74	0.77	9.2	25740
IW-116	3.47	83.25	4995	3/29/2014 20:14	10.939	29.68	3.117	0.54	12.74	0.6	7.1	25740
IW-116	3.48	83.5	5010	3/29/2014 20:29	10.942	29.68	3.117	0.54	12.74	0.47	5.6	25740
IW-116	3.49	83.75	5025	3/29/2014 20:44	10.948	29.69	3.117	0.54	12.74	0.36	4.3	25740
IW-116	3.5	84	5040	3/29/2014 20:59	10.954	29.69	3.117	0.55	12.74	0.29	3.4	25740
IW-116	3.51	84.25	5055	3/29/2014 21:14	10.957	29.69	3.117	0.55	12.73	0.23	2.8	25740
IW-116	3.52	84.5	5070	3/29/2014 21:29	10.963	29.7	3.117	0.55	12.73	0.22	2.7	25740
IW-116	3.53	84.75	5085	3/29/2014 21:44	10.961	29.7	3.147	0.54	12.73	0.18	2.2	25740
IW-116	3.54	85	5100	3/29/2014 21:59	10.962	29.7	3.117	0.55	12.73	0.14	1.7	25740
IW-116	3.55	85.25	5115	3/29/2014 22:14	10.965	29.7	3.117	0.55	12.73	0.12	1.4	25740
IW-116	3.56	85.5	5130	3/29/2014 22:29	10.969	29.71	3.117	0.55	12.73	0.1	1.2	25740
IW-116	3.57	85.75	5145	3/29/2014 22:44	10.972	29.71	3.117	0.54	12.72	0.09	1.1	25740
IW-116	3.58	86	5160	3/29/2014 22:59	10.978	29.71	3.117	0.54	12.72	0.08	1	25740
IW-116	3.59	86.25	5175	3/29/2014 23:14	10.989	29.72	3.147	0.54	12.72	0.12	1.4	25740
IW-116	3.6	86.5	5190	3/29/2014 23:29	10.991	29.73	3.117	0.54	12.72	0.12	1.4	25740
IW-116	3.61	86.75	5205	3/29/2014 23:44	10.988	29.72	3.117	0.54	12.72	0.17	2	25740
IW-116	3.62	87	5220	3/29/2014 23:59	10.982	29.72	3.147	0.53	12.71	0.13	1.6	25740
IW-116	3.64	87.25	5235	3/30/2014 0:14	10.985	29.72	3.117	0.53	12.71	0.1	1.2	25740
IW-116	3.65	87.5	5250	3/30/2014 0:29	10.988	29.72	3.117	0.53	12.71	0.32	3.8	25740

IW-116
TROLL 9500 Water Quality Instrument - ISCO Monitoring Data Summary
March-April 2014
Whirlpool Corporation
Fort Smith, Arkansas

Well	Time - Elapsed (Days)	Time - Elapsed (Hours)	Time - Elapsed (Minutes)	Time - Time Stamp	Level/Depth TOC (ft)	Barometric (in Hg)	Battery (volts)	ORP (V)	pH	RDO (mg/L)	RDO (%Saturation)	Conductivity (µS Actual)
IW-116	3.66	87.75	5265	3/30/2014 0:44	10.988	29.72	3.117	0.52	12.71	0.48	5.8	25740
IW-116	3.67	88	5280	3/30/2014 0:59	10.98	29.72	3.117	0.53	12.71	0.34	4.1	25740
IW-116	3.68	88.25	5295	3/30/2014 1:14	10.98	29.72	3.147	0.53	12.71	0.25	3	25740
IW-116	3.69	88.5	5310	3/30/2014 1:29	10.974	29.71	3.117	0.52	12.7	0.19	2.2	25740
IW-116	3.7	88.75	5325	3/30/2014 1:44	10.973	29.71	3.117	0.52	12.7	0.19	2.3	25740
IW-116	3.71	89	5340	3/30/2014 1:59	10.968	29.71	3.117	0.51	12.7	0.16	1.9	25740
IW-116	3.72	89.25	5355	3/30/2014 2:14	10.967	29.7	3.147	0.51	12.7	0.12	1.4	25740
IW-116	3.73	89.5	5370	3/30/2014 2:29	10.964	29.7	3.147	0.51	12.7	0.09	1.1	25740
IW-116	3.74	89.75	5385	3/30/2014 2:44	10.969	29.71	3.147	0.51	12.7	0.07	0.9	25740
IW-116	3.75	90	5400	3/30/2014 2:59	10.97	29.71	3.117	0.51	12.7	0.06	0.7	25740
IW-116	3.76	90.25	5415	3/30/2014 3:14	10.966	29.71	3.147	0.5	12.69	0.06	0.8	25740
IW-116	3.77	90.5	5430	3/30/2014 3:29	10.966	29.71	3.117	0.5	12.69	0.05	0.6	25740
IW-116	3.78	90.75	5445	3/30/2014 3:44	10.964	29.7	3.147	0.5	12.69	0.07	0.8	25740
IW-116	3.79	91	5460	3/30/2014 3:59	10.953	29.69	3.147	0.5	12.69	0.08	0.9	25740
IW-116	3.8	91.25	5475	3/30/2014 4:14	10.952	29.69	3.147	0.49	12.69	0.07	0.8	25740
IW-116	3.81	91.5	5490	3/30/2014 4:29	10.947	29.69	3.117	0.49	12.69	0.06	0.7	25740
IW-116	3.82	91.75	5505	3/30/2014 4:44	10.943	29.68	3.117	0.49	12.69	0.05	0.6	25740
IW-116	3.83	92	5520	3/30/2014 4:59	10.944	29.69	3.147	0.48	12.69	0.04	0.4	25740
IW-116	3.84	92.25	5535	3/30/2014 5:14	10.949	29.69	3.147	0.48	12.68	0.08	1	25740
IW-116	3.85	92.5	5550	3/30/2014 5:29	10.946	29.69	3.147	0.48	12.68	0.05	0.6	25740
IW-116	3.86	92.75	5565	3/30/2014 5:44	10.945	29.69	3.117	0.47	12.68	0.04	0.5	25740
IW-116	3.87	93	5580	3/30/2014 5:59	10.943	29.69	3.117	0.47	12.68	0.03	0.4	25740
IW-116	3.89	93.25	5595	3/30/2014 6:14	10.949	29.69	3.117	0.46	12.68	0.02	0.3	25740
IW-116	3.9	93.5	5610	3/30/2014 6:29	10.953	29.69	3.147	0.46	12.68	0.02	0.2	25740
IW-116	3.91	93.75	5625	3/30/2014 6:44	10.956	29.7	3.117	0.46	12.68	0.01	0.2	25740
IW-116	3.92	94	5640	3/30/2014 6:59	10.961	29.7	3.147	0.46	12.67	0.02	0.2	25740
IW-116	3.93	94.25	5655	3/30/2014 7:14	10.957	29.7	3.117	0.45	12.67	0.01	0.1	25740
IW-116	3.94	94.5	5670	3/30/2014 7:29	10.961	29.7	3.117	0.45	12.67	0.01	0.1	25740
IW-116	3.95	94.75	5685	3/30/2014 7:44	10.965	29.71	3.117	0.45	12.67	0.01	0.1	25740
IW-116	3.96	95	5700	3/30/2014 7:59	10.961	29.7	3.117	0.45	12.67	0.01	0.1	25740
IW-116	3.97	95.25	5715	3/30/2014 8:14	10.958	29.7	3.117	0.45	12.67	0.19	2.3	25740
IW-116	3.98	95.5	5730	3/30/2014 8:29	10.962	29.7	3.117	0.45	12.67	0.31	3.7	25740
IW-116	3.99	95.75	5745	3/30/2014 8:44	10.961	29.7	3.117	0.45	12.67	0.48	5.7	25740
IW-116	4	96	5760	3/30/2014 8:59	10.963	29.7	3.147	0.45	12.66	0.49	5.9	25740
IW-116	4.01	96.25	5775	3/30/2014 9:14	10.965	29.71	3.117	0.45	12.66	0.42	5	25740
IW-116	4.02	96.5	5790	3/30/2014 9:29	10.968	29.71	3.117	0.45	12.66	0.88	10.5	25740
IW-116	4.03	96.75	5805	3/30/2014 9:44	10.966	29.71	3.117	0.45	12.66	0.88	10.5	25650
IW-116	4.04	97	5820	3/30/2014 9:59	10.966	29.71	3.147	0.45	12.66	0.79	9.5	25630
IW-116	4.05	97.25	5835	3/30/2014 10:14	10.97	29.71	3.117	0.45	12.66	0.67	8	25550

IW-116
TROLL 9500 Water Quality Instrument - ISCO Monitoring Data Summary
March-April 2014
Whirlpool Corporation
Fort Smith, Arkansas

Well	Time - Elapsed (Days)	Time - Elapsed (Hours)	Time - Elapsed (Minutes)	Time - Time Stamp	Level/Depth TOC (ft)	Barometric (in Hg)	Battery (volts)	ORP (V)	pH	RDO (mg/L)	RDO (%Saturation)	Conductivity (µS Actual)
IW-116	4.06	97.5	5850	3/30/2014 10:29	10.968	29.71	3.117	0.45	12.66	0.54	6.5	25520
IW-116	4.07	97.75	5865	3/30/2014 10:44	10.965	29.71	3.117	0.45	12.66	0.58	6.9	25440
IW-116	4.08	98	5880	3/30/2014 10:59	10.965	29.71	3.117	0.45	12.66	0.52	6.2	25390
IW-116	4.09	98.25	5895	3/30/2014 11:14	10.96	29.7	3.147	0.45	12.65	0.46	5.5	25370
IW-116	4.1	98.5	5910	3/30/2014 11:29	10.951	29.69	3.117	0.45	12.65	0.45	5.4	25310
IW-116	4.11	98.75	5925	3/30/2014 11:44	10.94	29.68	3.117	0.45	12.65	0.4	4.8	25260
IW-116	4.12	99	5940	3/30/2014 11:59	10.936	29.68	3.117	0.45	12.65	0.41	4.8	25250
IW-116	4.14	99.25	5955	3/30/2014 12:14	10.924	29.67	3.117	0.44	12.65	0.32	3.8	25190
IW-116	4.15	99.5	5970	3/30/2014 12:29	10.915	29.66	3.117	0.44	12.65	0.26	3.1	25160
IW-116	4.16	99.75	5985	3/30/2014 12:44	10.905	29.65	3.117	0.44	12.65	0.32	3.8	25120
IW-116	4.17	100	6000	3/30/2014 12:59	10.892	29.64	3.117	0.44	12.65	0.39	4.6	25070
IW-116	4.18	100.25	6015	3/30/2014 13:14	10.886	29.63	3.147	0.44	12.65	0.47	5.6	25020
IW-116	4.19	100.5	6030	3/30/2014 13:29	10.876	29.63	3.117	0.44	12.64	0.51	6.1	25000
IW-116	4.2	100.75	6045	3/30/2014 13:44	10.864	29.61	3.117	0.44	12.64	0.5	6	24910
IW-116	4.21	101	6060	3/30/2014 13:59	10.853	29.6	3.147	0.44	12.64	0.47	5.6	24900
IW-116	4.22	101.25	6075	3/30/2014 14:14	10.841	29.59	3.117	0.44	12.64	0.47	5.6	24870
IW-116	4.23	101.5	6090	3/30/2014 14:29	10.832	29.58	3.117	0.44	12.64	0.63	7.6	24830
IW-116	4.24	101.75	6105	3/30/2014 14:44	10.813	29.57	3.117	0.44	12.64	0.48	5.7	24770
IW-116	4.25	102	6120	3/30/2014 14:59	10.806	29.56	3.147	0.44	12.64	0.38	4.5	24750
IW-116	4.26	102.25	6135	3/30/2014 15:14	10.794	29.55	3.117	0.44	12.64	0.32	3.8	24720
IW-116	4.27	102.5	6150	3/30/2014 15:29	10.782	29.54	3.117	0.44	12.64	0.3	3.5	24660
IW-116	4.28	102.75	6165	3/30/2014 15:44	10.771	29.53	3.117	0.44	12.64	0.32	3.8	24640
IW-116	4.29	103	6180	3/30/2014 15:59	10.76	29.52	3.117	0.44	12.64	0.34	4.1	24600
IW-116	4.3	103.25	6195	3/30/2014 16:14	10.751	29.51	3.147	0.44	12.63	0.28	3.3	24530
IW-116	4.31	103.5	6210	3/30/2014 16:29	10.743	29.5	3.117	0.45	12.63	0.23	2.8	24520
IW-116	4.32	103.75	6225	3/30/2014 16:44	10.739	29.5	3.117	0.45	12.63	0.18	2.2	24470
IW-116	4.33	104	6240	3/30/2014 16:59	10.733	29.49	3.117	0.45	12.63	0.15	1.8	24470
IW-116	4.34	104.25	6255	3/30/2014 17:14	10.726	29.49	3.147	0.45	12.63	0.13	1.5	24410
IW-116	4.35	104.5	6270	3/30/2014 17:29	10.72	29.48	3.117	0.45	12.63	0.11	1.3	24380
IW-116	4.36	104.75	6285	3/30/2014 17:44	10.718	29.48	3.117	0.45	12.63	0.09	1	24330
IW-116	4.37	105	6300	3/30/2014 17:59	10.717	29.48	3.117	0.45	12.63	0.1	1.2	24260
IW-116	4.39	105.25	6315	3/30/2014 18:14	10.709	29.47	3.147	0.45	12.63	0.09	1.1	24200
IW-116	4.4	105.5	6330	3/30/2014 18:29	10.71	29.47	3.117	0.45	12.62	0.16	1.9	24170
IW-116	4.41	105.75	6345	3/30/2014 18:44	10.712	29.47	3.147	0.45	12.62	0.15	1.8	24150
IW-116	4.42	106	6360	3/30/2014 18:59	10.712	29.47	3.117	0.45	12.62	0.37	4.4	24100
IW-116	4.43	106.25	6375	3/30/2014 19:14	10.709	29.47	3.117	0.45	12.62	0.34	4	24070
IW-116	4.44	106.5	6390	3/30/2014 19:29	10.708	29.47	3.117	0.45	12.62	0.28	3.3	24010
IW-116	4.45	106.75	6405	3/30/2014 19:44	10.704	29.47	3.117	0.45	12.62	0.22	2.6	23950
IW-116	4.46	107	6420	3/30/2014 19:59	10.708	29.47	3.117	0.45	12.62	0.17	2	23920

IW-116
TROLL 9500 Water Quality Instrument - ISCO Monitoring Data Summary
March-April 2014
Whirlpool Corporation
Fort Smith, Arkansas

Well	Time - Elapsed (Days)	Time - Elapsed (Hours)	Time - Elapsed (Minutes)	Time - Time Stamp	Level/Depth TOC (ft)	Barometric (in Hg)	Battery (volts)	ORP (V)	pH	RDO (mg/L)	RDO (%Saturation)	Conductivity (µS Actual)
IW-116	4.47	107.25	6435	3/30/2014 20:14	10.706	29.47	3.147	0.45	12.62	0.13	1.5	23880
IW-116	4.48	107.5	6450	3/30/2014 20:29	10.709	29.47	3.088	0.45	12.62	0.1	1.2	23800
IW-116	4.49	107.75	6465	3/30/2014 20:44	10.712	29.47	3.117	0.45	12.62	0.09	1.1	23780
IW-116	4.5	108	6480	3/30/2014 20:59	10.712	29.47	3.117	0.45	12.61	0.1	1.2	23740
IW-116	4.51	108.25	6495	3/30/2014 21:14	10.713	29.48	3.117	0.45	12.61	0.09	1.1	23690
IW-116	4.52	108.5	6510	3/30/2014 21:29	10.714	29.47	3.117	0.45	12.61	0.08	0.9	23670
IW-116	4.53	108.75	6525	3/30/2014 21:44	10.718	29.48	3.117	0.45	12.61	0.06	0.7	23620
IW-116	4.54	109	6540	3/30/2014 21:59	10.72	29.48	3.117	0.45	12.61	0.1	1.2	23580
IW-116	4.55	109.25	6555	3/30/2014 22:14	10.714	29.48	3.117	0.45	12.61	0.06	0.7	23550
IW-116	4.56	109.5	6570	3/30/2014 22:29	10.708	29.47	3.147	0.45	12.61	0.04	0.5	23490
IW-116	4.57	109.75	6585	3/30/2014 22:44	10.7	29.46	3.117	0.45	12.61	0.03	0.4	23450
IW-116	4.58	110	6600	3/30/2014 22:59	10.7	29.46	3.117	0.45	12.61	0.19	2.2	23380
IW-116	4.59	110.25	6615	3/30/2014 23:14	10.704	29.47	3.117	0.45	12.61	0.34	4	23350
IW-116	4.6	110.5	6630	3/30/2014 23:29	10.702	29.46	3.117	0.45	12.6	0.32	3.8	23300
IW-116	4.61	110.75	6645	3/30/2014 23:44	10.695	29.46	3.117	0.45	12.6	0.28	3.3	23260
IW-116	4.62	111	6660	3/30/2014 23:59	10.692	29.46	3.117	0.45	12.6	0.22	2.7	23210
IW-116	4.64	111.25	6675	3/31/2014 0:14	10.688	29.45	3.147	0.45	12.6	0.18	2.1	23170
IW-116	4.65	111.5	6690	3/31/2014 0:29	10.693	29.46	3.117	0.45	12.6	0.14	1.6	23120
IW-116	4.66	111.75	6705	3/31/2014 0:44	10.695	29.46	3.117	0.45	12.6	0.11	1.3	23090
IW-116	4.67	112	6720	3/31/2014 0:59	10.696	29.46	3.147	0.45	12.6	0.08	1	23050
IW-116	4.68	112.25	6735	3/31/2014 1:14	10.699	29.46	3.117	0.45	12.6	0.06	0.7	22990
IW-116	4.69	112.5	6750	3/31/2014 1:29	10.7	29.46	3.117	0.45	12.6	0.05	0.5	22960
IW-116	4.7	112.75	6765	3/31/2014 1:44	10.698	29.46	3.147	0.45	12.6	0.03	0.4	22910
IW-116	4.71	113	6780	3/31/2014 1:59	10.689	29.45	3.117	0.45	12.6	0.02	0.3	22870
IW-116	4.72	113.25	6795	3/31/2014 2:14	10.679	29.44	3.117	0.45	12.59	0.02	0.3	22850
IW-116	4.73	113.5	6810	3/31/2014 2:29	10.668	29.43	3.117	0.45	12.59	0.06	0.7	22790
IW-116	4.74	113.75	6825	3/31/2014 2:44	10.668	29.43	3.117	0.45	12.59	0.12	1.4	22760
IW-116	4.75	114	6840	3/31/2014 2:59	10.67	29.44	3.117	0.45	12.59	0.11	1.3	22740
IW-116	4.76	114.25	6855	3/31/2014 3:14	10.665	29.43	3.147	0.45	12.59	0.3	3.6	22680
IW-116	4.77	114.5	6870	3/31/2014 3:29	10.655	29.42	3.117	0.45	12.59	0.46	5.4	22660
IW-116	4.78	114.75	6885	3/31/2014 3:44	10.655	29.42	3.117	0.45	12.59	0.5	6	22600
IW-116	4.79	115	6900	3/31/2014 3:59	10.646	29.41	3.147	0.45	12.59	1	11.9	22570
IW-116	4.8	115.25	6915	3/31/2014 4:14	10.646	29.41	3.117	0.45	12.59	1.03	12.2	22550
IW-116	4.81	115.5	6930	3/31/2014 4:29	10.639	29.41	3.147	0.45	12.58	0.99	11.7	22510
IW-116	4.82	115.75	6945	3/31/2014 4:44	10.632	29.4	3.117	0.45	12.58	0.91	10.8	22460
IW-116	4.83	116	6960	3/31/2014 4:59	10.629	29.4	3.117	0.45	12.58	0.82	9.7	22430
IW-116	4.84	116.25	6975	3/31/2014 5:14	10.624	29.39	3.117	0.45	12.58	0.79	9.4	22380
IW-116	4.85	116.5	6990	3/31/2014 5:29	10.624	29.39	3.088	0.45	12.58	0.68	8.1	22340
IW-116	4.86	116.75	7005	3/31/2014 5:44	10.621	29.39	3.117	0.45	12.58	0.58	6.8	22310

IW-116
TROLL 9500 Water Quality Instrument - ISCO Monitoring Data Summary
March-April 2014
Whirlpool Corporation
Fort Smith, Arkansas

Well	Time - Elapsed (Days)	Time - Elapsed (Hours)	Time - Elapsed (Minutes)	Time - Time Stamp	Level/Depth TOC (ft)	Barometric (in Hg)	Battery (volts)	ORP (V)	pH	RDO (mg/L)	RDO (%Saturation)	Conductivity (µS Actual)
IW-116	4.87	117	7020	3/31/2014 5:59	10.621	29.39	3.117	0.45	12.58	0.49	5.8	22290
IW-116	4.89	117.25	7035	3/31/2014 6:14	10.62	29.39	3.117	0.46	12.58	0.41	4.9	22240
IW-116	4.9	117.5	7050	3/31/2014 6:29	10.623	29.39	3.117	0.46	12.58	0.35	4.1	22190
IW-116	4.91	117.75	7065	3/31/2014 6:44	10.631	29.4	3.117	0.46	12.58	0.29	3.5	22150
IW-116	4.92	118	7080	3/31/2014 6:59	10.634	29.4	3.147	0.46	12.57	0.25	2.9	22130
IW-116	4.93	118.25	7095	3/31/2014 7:14	10.642	29.41	3.117	0.46	12.57	0.21	2.5	22060
IW-116	4.94	118.5	7110	3/31/2014 7:29	10.64	29.41	3.088	0.46	12.57	0.18	2.1	22030
IW-116	4.95	118.75	7125	3/31/2014 7:44	10.644	29.41	3.117	0.46	12.57	0.16	1.8	21990
IW-116	4.96	119	7140	3/31/2014 7:59	10.657	29.42	3.117	0.47	12.57	0.39	4.6	21960
IW-116	4.97	119.25	7155	3/31/2014 8:14	10.659	29.43	3.117	0.47	12.57	0.69	8.2	21920
IW-116	4.98	119.5	7170	3/31/2014 8:29	10.658	29.42	3.147	0.47	12.57	0.74	8.8	21920
IW-116	4.99	119.75	7185	3/31/2014 8:44	10.661	29.43	3.117	0.47	12.57	0.74	8.7	21900
IW-116	5	120	7200	3/31/2014 8:59	10.668	29.43	3.147	0.47	12.57	0.92	10.8	21870
IW-116	5.01	120.25	7215	3/31/2014 9:14	10.705	29.43	3.088	0.47	12.57	1.04	12.4	22590
IW-116	5.02	120.5	7230	3/31/2014 9:29	10.675	29.43	3.117	0.46	12.57	0.96	11.5	23450
IW-116	5.03	120.75	7245	3/31/2014 9:44	10.67	29.43	3.147	0.46	12.57	1.13	13.4	23210
IW-116	5.04	121	7260	3/31/2014 9:59	10.665	29.42	3.117	0.47	12.57	0.75	8.9	21820
IW-116	5.05	121.25	7275	3/31/2014 10:14	10.625	29.39	3.117	0.47	12.56	0.57	6.8	21650
IW-116	5.06	121.5	7290	3/31/2014 10:29	10.629	29.39	3.117	0.47	12.56	0.49	5.8	21600
IW-116	5.07	121.75	7305	3/31/2014 10:44	10.635	29.4	3.147	0.48	12.56	0.45	5.3	21650
IW-116	5.08	122	7320	3/31/2014 10:59	10.631	29.4	3.117	0.48	12.56	0.43	5.1	21690
IW-116	5.09	122.25	7335	3/31/2014 11:14	10.612	29.38	3.117	0.48	12.56	0.39	4.6	21730
IW-116	5.1	122.5	7350	3/31/2014 11:29	10.605	29.37	3.147	0.48	12.56	0.36	4.2	21730
IW-116	5.11	122.75	7365	3/31/2014 11:44	10.608	29.37	3.117	0.48	12.55	0.3	3.6	21580
IW-116	5.12	123	7380	3/31/2014 11:59	10.647	29.41	3.117	0.48	12.55	0.16	1.9	21090
IW-116	5.14	123.25	7395	3/31/2014 12:14	10.649	29.41	3.117	0.48	12.55	0.19	2.3	21220
IW-116	5.15	123.5	7410	3/31/2014 12:29	10.631	29.4	3.117	0.48	12.55	0.19	2.2	21310
IW-116	5.16	123.75	7425	3/31/2014 12:44	10.624	29.39	3.117	0.48	12.55	0.18	2.2	21380
IW-116	5.17	124	7440	3/31/2014 12:59	10.63	29.4	3.147	0.48	12.54	0.17	2	21420
IW-116	5.18	124.25	7455	3/31/2014 13:14	10.655	29.42	3.117	0.48	12.54	0.16	1.9	21450
IW-116	5.19	124.5	7470	3/31/2014 13:29	10.631	29.4	3.117	0.48	12.54	0.15	1.8	21480
IW-116	5.2	124.75	7485	3/31/2014 13:44	10.603	29.37	3.117	0.48	12.54	0.14	1.7	21470
IW-116	5.21	125	7500	3/31/2014 13:59	10.57	29.34	3.117	0.48	12.54	0.14	1.7	21510
IW-116	5.22	125.25	7515	3/31/2014 14:14	10.569	29.34	3.117	0.48	12.54	0.14	1.7	21460
IW-116	5.23	125.5	7530	3/31/2014 14:29	10.593	29.36	3.147	0.48	12.54	0.13	1.5	21390
IW-116	5.24	125.75	7545	3/31/2014 14:44	10.613	29.38	3.117	0.47	12.54	0.11	1.3	21350
IW-116	5.25	126	7560	3/31/2014 14:59	10.61	29.38	3.117	0.48	12.54	0.1	1.2	21300
IW-116	5.26	126.25	7575	3/31/2014 15:14	10.604	29.37	3.117	0.48	12.54	0.25	2.9	21240
IW-116	5.27	126.5	7590	3/31/2014 15:29	10.599	29.37	3.117	0.5	12.54	0.31	3.7	21170

IW-116
TROLL 9500 Water Quality Instrument - ISCO Monitoring Data Summary
March-April 2014
Whirlpool Corporation
Fort Smith, Arkansas

Well	Time - Elapsed (Days)	Time - Elapsed (Hours)	Time - Elapsed (Minutes)	Time - Time Stamp	Level/Depth TOC (ft)	Barometric (in Hg)	Battery (volts)	ORP (V)	pH	RDO (mg/L)	RDO (%Saturation)	Conductivity (µS Actual)
IW-116	5.28	126.75	7605	3/31/2014 15:44	10.59	29.36	3.117	0.51	12.53	0.29	3.4	21100
IW-116	5.29	127	7620	3/31/2014 15:59	10.582	29.35	3.147	0.52	12.53	0.24	2.8	21040
IW-116	5.3	127.25	7635	3/31/2014 16:14	10.572	29.34	3.147	0.57	12.53	0.2	2.3	20980
IW-116	5.31	127.5	7650	3/31/2014 16:29	10.569	29.34	3.147	0.57	12.53	0.16	1.9	20940
IW-116	5.32	127.75	7665	3/31/2014 16:44	10.568	29.34	3.117	0.58	12.53	0.13	1.5	20880
IW-116	5.33	128	7680	3/31/2014 16:59	10.573	29.34	3.147	0.58	12.53	0.11	1.3	20820
IW-116	5.34	128.25	7695	3/31/2014 17:14	10.575	29.35	3.117	0.58	12.53	0.08	1	20780
IW-116	5.35	128.5	7710	3/31/2014 17:29	10.578	29.35	3.147	0.58	12.53	0.07	0.8	20720
IW-116	5.36	128.75	7725	3/31/2014 17:44	10.58	29.35	3.088	0.57	12.53	0.05	0.6	20680
IW-116	5.37	129	7740	3/31/2014 17:59	10.587	29.36	3.117	0.57	12.53	0.04	0.5	20610
IW-116	5.39	129.25	7755	3/31/2014 18:14	10.591	29.36	3.117	0.57	12.53	0.03	0.4	20550
IW-116	5.4	129.5	7770	3/31/2014 18:29	10.589	29.36	3.117	0.58	12.52	0.02	0.3	20500
IW-116	5.41	129.75	7785	3/31/2014 18:44	10.598	29.37	3.088	0.58	12.52	0.02	0.2	20430
IW-116	5.42	130	7800	3/31/2014 18:59	10.607	29.38	3.117	0.58	12.52	0.01	0.1	20390
IW-116	5.43	130.25	7815	3/31/2014 19:14	10.606	29.37	3.117	0.57	12.52	0.01	0.1	20340
IW-116	5.44	130.5	7830	3/31/2014 19:29	10.603	29.37	3.117	0.57	12.52	0.01	0.1	20300
IW-116	5.45	130.75	7845	3/31/2014 19:44	10.605	29.37	3.147	0.56	12.52	0.01	0.1	20240
IW-116	5.46	131	7860	3/31/2014 19:59	10.605	29.37	3.117	0.55	12.52	0	0.1	20190
IW-116	5.47	131.25	7875	3/31/2014 20:14	10.601	29.37	3.117	0.53	12.52	0	0	20190
IW-116	5.48	131.5	7890	3/31/2014 20:29	10.595	29.36	3.117	0.53	12.52	0.01	0.1	20140
IW-116	5.49	131.75	7905	3/31/2014 20:44	10.599	29.37	3.117	0.53	12.52	0.08	0.9	20120
IW-116	5.5	132	7920	3/31/2014 20:59	10.604	29.37	3.117	0.53	12.52	0.12	1.5	20080
IW-116	5.51	132.25	7935	3/31/2014 21:14	10.609	29.38	3.117	0.53	12.52	0.15	1.7	20040
IW-116	5.52	132.5	7950	3/31/2014 21:29	10.613	29.38	3.147	0.53	12.51	0.15	1.8	20010
IW-116	5.53	132.75	7965	3/31/2014 21:44	10.628	29.4	3.147	0.53	12.51	0.16	1.9	19970
IW-116	5.54	133	7980	3/31/2014 21:59	10.635	29.4	3.147	0.53	12.51	0.16	1.9	19930
IW-116	5.55	133.25	7995	3/31/2014 22:14	10.638	29.4	3.117	0.53	12.51	0.15	1.8	19880
IW-116	5.56	133.5	8010	3/31/2014 22:29	10.643	29.41	3.117	0.53	12.51	0.14	1.7	19860
IW-116	5.57	133.75	8025	3/31/2014 22:44	10.654	29.42	3.147	0.52	12.51	0.13	1.6	19800
IW-116	5.58	134	8040	3/31/2014 22:59	10.658	29.42	3.117	0.53	12.51	0.14	1.7	19770
IW-116	5.59	134.25	8055	3/31/2014 23:14	10.658	29.42	3.117	0.53	12.51	0.19	2.2	19710
IW-116	5.6	134.5	8070	3/31/2014 23:29	10.663	29.43	3.117	0.53	12.51	0.2	2.3	19690
IW-116	5.61	134.75	8085	3/31/2014 23:44	10.675	29.44	3.117	0.52	12.51	0.2	2.3	19640
IW-116	5.62	135	8100	3/31/2014 23:59	10.683	29.45	3.117	0.52	12.51	0.2	2.3	19600
IW-116	5.64	135.25	8115	4/1/2014 0:14	10.677	29.44	3.117	0.53	12.5	0.19	2.3	19560
IW-116	5.65	135.5	8130	4/1/2014 0:29	10.687	29.45	3.117	0.53	12.5	0.18	2.2	19500
IW-116	5.66	135.75	8145	4/1/2014 0:44	10.688	29.45	3.117	0.54	12.5	0.2	2.3	19460
IW-116	5.67	136	8160	4/1/2014 0:59	10.684	29.45	3.088	0.54	12.5	0.2	2.3	19430
IW-116	5.68	136.25	8175	4/1/2014 1:14	10.682	29.44	3.117	0.54	12.5	0.18	2.2	19370

IW-116
TROLL 9500 Water Quality Instrument - ISCO Monitoring Data Summary
March-April 2014
Whirlpool Corporation
Fort Smith, Arkansas

Well	Time - Elapsed (Days)	Time - Elapsed (Hours)	Time - Elapsed (Minutes)	Time - Time Stamp	Level/Depth TOC (ft)	Barometric (in Hg)	Battery (volts)	ORP (V)	pH	RDO (mg/L)	RDO (%Saturation)	Conductivity (µS Actual)
IW-116	5.69	136.5	8190	4/1/2014 1:29	10.685	29.45	3.088	0.57	12.5	0.17	2	19370
IW-116	5.7	136.75	8205	4/1/2014 1:44	10.689	29.45	3.117	0.6	12.5	0.15	1.8	19320
IW-116	5.71	137	8220	4/1/2014 1:59	10.699	29.46	3.147	0.52	12.5	0.14	1.7	19260
IW-116	5.72	137.25	8235	4/1/2014 2:14	10.701	29.46	3.117	0.5	12.5	0.13	1.5	19220
IW-116	5.73	137.5	8250	4/1/2014 2:29	10.696	29.46	3.117	0.49	12.5	0.12	1.4	19180
IW-116	5.74	137.75	8265	4/1/2014 2:44	10.695	29.46	3.147	0.49	12.5	0.11	1.3	19150
IW-116	5.75	138	8280	4/1/2014 2:59	10.695	29.46	3.117	0.48	12.49	0.1	1.2	19110
IW-116	5.76	138.25	8295	4/1/2014 3:14	10.726	29.48	3.117	0.48	12.49	0.18	2.1	19050
IW-116	5.77	138.5	8310	4/1/2014 3:29	10.715	29.48	3.147	0.48	12.49	0.28	3.3	19030
IW-116	5.78	138.75	8325	4/1/2014 3:44	10.694	29.46	3.117	0.48	12.49	0.14	1.7	19000
IW-116	5.79	139	8340	4/1/2014 3:59	10.701	29.46	3.117	0.48	12.49	0.1	1.2	18950
IW-116	5.8	139.25	8355	4/1/2014 4:14	10.699	29.46	3.117	0.48	12.49	0.09	1	18930
IW-116	5.81	139.5	8370	4/1/2014 4:29	10.705	29.47	3.117	0.48	12.49	0.07	0.9	18870
IW-116	5.82	139.75	8385	4/1/2014 4:44	10.705	29.47	3.117	0.48	12.49	0.07	0.8	18850
IW-116	5.83	140	8400	4/1/2014 4:59	10.708	29.47	3.117	0.48	12.49	0.06	0.7	18790
IW-116	5.84	140.25	8415	4/1/2014 5:14	10.708	29.47	3.117	0.48	12.49	0.06	0.7	18770
IW-116	5.85	140.5	8430	4/1/2014 5:29	10.705	29.47	3.117	0.49	12.48	0.05	0.6	18740
IW-116	5.86	140.75	8445	4/1/2014 5:44	10.714	29.47	3.117	0.51	12.48	0.05	0.5	18670
IW-116	5.87	141	8460	4/1/2014 5:59	10.718	29.48	3.147	0.5	12.48	0.04	0.5	18650
IW-116	5.89	141.25	8475	4/1/2014 6:14	10.718	29.48	3.147	0.5	12.48	0.04	0.5	18610
IW-116	5.9	141.5	8490	4/1/2014 6:29	10.713	29.47	3.147	0.5	12.48	0.04	0.4	18580
IW-116	5.91	141.75	8505	4/1/2014 6:44	10.714	29.47	3.117	0.51	12.48	0.03	0.4	18530
IW-116	5.92	142	8520	4/1/2014 6:59	10.718	29.48	3.088	0.5	12.48	0.05	0.6	18500
IW-116	5.93	142.25	8535	4/1/2014 7:14	10.723	29.48	3.147	0.49	12.48	0.11	1.3	18470
IW-116	5.94	142.5	8550	4/1/2014 7:29	10.722	29.48	3.117	0.48	12.48	0.13	1.5	18450
IW-116	5.95	142.75	8565	4/1/2014 7:44	10.722	29.48	3.117	0.48	12.48	0.13	1.5	18410
IW-116	5.96	143	8580	4/1/2014 7:59	10.724	29.48	3.147	0.47	12.47	0.13	1.5	18370
IW-116	5.97	143.25	8595	4/1/2014 8:14	10.727	29.49	3.117	0.47	12.47	0.12	1.4	18340
IW-116	5.98	143.5	8610	4/1/2014 8:29	10.728	29.49	3.117	0.47	12.47	0.11	1.3	18300
IW-116	5.99	143.75	8625	4/1/2014 8:44	10.732	29.49	3.117	0.54	12.47	0.11	1.3	18270
IW-116	6	144	8640	4/1/2014 8:59	10.737	29.5	3.117	0.57	12.47	0.1	1.1	18230
IW-116	6.01	144.25	8655	4/1/2014 9:14	10.745	29.5	3.117	0.51	12.47	0.09	1.1	18190
IW-116	6.02	144.5	8670	4/1/2014 9:29	10.746	29.5	3.117	0.49	12.47	0.09	1	18160
IW-116	6.03	144.75	8685	4/1/2014 9:44	10.745	29.5	3.147	0.48	12.47	0.08	0.9	18140
IW-116	6.04	145	8700	4/1/2014 9:59	10.741	29.5	3.147	0.48	12.47	0.07	0.8	18100
IW-116	6.05	145.25	8715	4/1/2014 10:14	10.748	29.51	3.117	0.47	12.46	0.07	0.8	18060
IW-116	6.06	145.5	8730	4/1/2014 10:29	10.751	29.51	3.117	0.47	12.46	0.06	0.7	18020
IW-116	6.07	145.75	8745	4/1/2014 10:44	10.754	29.51	3.117	0.47	12.46	0.06	0.6	17980
IW-116	6.08	146	8760	4/1/2014 10:59	10.755	29.51	3.117	0.46	12.46	0.05	0.6	17970

IW-116
TROLL 9500 Water Quality Instrument - ISCO Monitoring Data Summary
March-April 2014
Whirlpool Corporation
Fort Smith, Arkansas

Well	Time - Elapsed (Days)	Time - Elapsed (Hours)	Time - Elapsed (Minutes)	Time - Time Stamp	Level/Depth TOC (ft)	Barometric (in Hg)	Battery (volts)	ORP (V)	pH	RDO (mg/L)	RDO (%Saturation)	Conductivity (µS Actual)
IW-116	6.09	146.25	8775	4/1/2014 11:14	10.754	29.51	3.117	0.46	12.46	0.05	0.5	17940
IW-116	6.1	146.5	8790	4/1/2014 11:29	10.752	29.51	3.117	0.46	12.46	0.04	0.5	17890
IW-116	6.11	146.75	8805	4/1/2014 11:44	10.746	29.5	3.147	0.46	12.46	0.04	0.5	17860
IW-116	6.12	147	8820	4/1/2014 11:59	10.742	29.5	3.117	0.45	12.46	0.04	0.4	17840
IW-116	6.14	147.25	8835	4/1/2014 12:14	10.737	29.5	3.117	0.45	12.46	0.03	0.4	17800
IW-116	6.15	147.5	8850	4/1/2014 12:29	10.727	29.49	3.147	0.45	12.46	0.04	0.4	17770
IW-116	6.16	147.75	8865	4/1/2014 12:44	10.72	29.48	3.117	0.45	12.46	0.03	0.4	17740
IW-116	6.17	148	8880	4/1/2014 12:59	10.714	29.48	3.117	0.45	12.46	0.03	0.3	17710
IW-116	6.18	148.25	8895	4/1/2014 13:14	10.705	29.47	3.117	0.45	12.45	0.03	0.3	17690
IW-116	6.19	148.5	8910	4/1/2014 13:29	10.702	29.46	3.117	0.45	12.45	0.03	0.3	17660
IW-116	6.2	148.75	8925	4/1/2014 13:44	10.696	29.46	3.117	0.45	12.45	0.02	0.2	17630
IW-116	6.21	149	8940	4/1/2014 13:59	10.689	29.45	3.117	0.45	12.45	0.02	0.2	17600
IW-116	6.22	149.25	8955	4/1/2014 14:14	10.68	29.44	3.147	0.45	12.45	0.01	0.2	17560
IW-116	6.23	149.5	8970	4/1/2014 14:29	10.675	29.44	3.088	0.45	12.45	0.01	0.1	17530
IW-116	6.24	149.75	8985	4/1/2014 14:44	10.666	29.43	3.147	0.45	12.45	0.03	0.4	17500
IW-116	6.25	150	9000	4/1/2014 14:59	10.658	29.42	3.117	0.45	12.45	0.02	0.2	17480
IW-116	6.26	150.25	9015	4/1/2014 15:14	10.647	29.41	3.117	0.45	12.45	0.01	0.1	17450
IW-116	6.27	150.5	9030	4/1/2014 15:29	10.639	29.41	3.147	0.45	12.45	0.01	0.1	17410
IW-116	6.28	150.75	9045	4/1/2014 15:44	10.632	29.4	3.147	0.45	12.44	0.01	0.1	17380
IW-116	6.29	151	9060	4/1/2014 15:59	10.625	29.39	3.117	0.45	12.44	0	0	17350
IW-116	6.3	151.25	9075	4/1/2014 16:14	10.622	29.39	3.117	0.45	12.44	0	0	17320
IW-116	6.31	151.5	9090	4/1/2014 16:29	10.616	29.39	3.088	0.45	12.44	0	0	17290
IW-116	6.32	151.75	9105	4/1/2014 16:44	10.615	29.38	3.117	0.45	12.44	0	0	17270
IW-116	6.33	152	9120	4/1/2014 16:59	10.608	29.38	3.117	0.44	12.44	0	0	17230
IW-116	6.34	152.25	9135	4/1/2014 17:14	10.601	29.37	3.147	0.44	12.44	0	0	17210
IW-116	6.35	152.5	9150	4/1/2014 17:29	10.594	29.37	3.117	0.44	12.44	0	0	17170
IW-116	6.36	152.75	9165	4/1/2014 17:44	10.593	29.36	3.088	0.45	12.44	0	0	17130
IW-116	6.37	153	9180	4/1/2014 17:59	10.592	29.36	3.117	0.46	12.43	0.05	0.5	17110
IW-116	6.39	153.25	9195	4/1/2014 18:14	10.589	29.36	3.117	0.47	12.43	0.13	1.5	17080
IW-116	6.4	153.5	9210	4/1/2014 18:29	10.589	29.36	3.117	0.47	12.43	0.15	1.8	17040
IW-116	6.41	153.75	9225	4/1/2014 18:44	10.588	29.36	3.088	0.47	12.43	0.17	2	17010
IW-116	6.42	154	9240	4/1/2014 18:59	10.585	29.36	3.088	0.47	12.43	0.18	2	16990
IW-116	6.43	154.25	9255	4/1/2014 19:14	10.583	29.36	3.117	0.46	12.43	0.18	2.1	16950
IW-116	6.44	154.5	9270	4/1/2014 19:29	10.58	29.35	3.117	0.46	12.43	0.18	2.1	16920
IW-116	6.45	154.75	9285	4/1/2014 19:44	10.577	29.35	3.117	0.47	12.43	0.17	2	16900
IW-116	6.46	155	9300	4/1/2014 19:59	10.578	29.35	3.117	0.47	12.43	0.17	1.9	16850
IW-116	6.47	155.25	9315	4/1/2014 20:14	10.577	29.35	3.117	0.47	12.43	0.16	1.8	16840
IW-116	6.48	155.5	9330	4/1/2014 20:29	10.578	29.35	3.117	0.47	12.43	0.15	1.7	16800
IW-116	6.49	155.75	9345	4/1/2014 20:44	10.576	29.35	3.117	0.47	12.42	0.14	1.6	16760

IW-116
TROLL 9500 Water Quality Instrument - ISCO Monitoring Data Summary
March-April 2014
Whirlpool Corporation
Fort Smith, Arkansas

Well	Time - Elapsed (Days)	Time - Elapsed (Hours)	Time - Elapsed (Minutes)	Time - Time Stamp	Level/Depth TOC (ft)	Barometric (in Hg)	Battery (volts)	ORP (V)	pH	RDO (mg/L)	RDO (%Saturation)	Conductivity (µS Actual)
IW-116	6.5	156	9360	4/1/2014 20:59	10.577	29.35	3.088	0.47	12.42	0.13	1.5	16730
IW-116	6.51	156.25	9375	4/1/2014 21:14	10.58	29.35	3.117	0.47	12.42	0.12	1.4	16710
IW-116	6.52	156.5	9390	4/1/2014 21:29	10.583	29.36	3.117	0.47	12.42	0.12	1.4	16670
IW-116	6.53	156.75	9405	4/1/2014 21:44	10.581	29.35	3.117	0.47	12.42	0.11	1.3	16640
IW-116	6.54	157	9420	4/1/2014 21:59	10.586	29.36	3.117	0.48	12.42	0.11	1.2	16610
IW-116	6.55	157.25	9435	4/1/2014 22:14	10.593	29.36	3.117	0.48	12.42	0.1	1.1	16570
IW-116	6.56	157.5	9450	4/1/2014 22:29	10.596	29.37	3.117	0.48	12.42	0.09	1	16540
IW-116	6.57	157.75	9465	4/1/2014 22:44	10.598	29.37	3.088	0.48	12.42	0.08	0.9	16510
IW-116	6.58	158	9480	4/1/2014 22:59	10.6	29.37	3.117	0.49	12.42	0.07	0.8	16480
IW-116	6.59	158.25	9495	4/1/2014 23:14	10.607	29.38	3.088	0.49	12.41	0.07	0.8	16440
IW-116	6.6	158.5	9510	4/1/2014 23:29	10.607	29.38	3.088	0.49	12.41	0.06	0.7	16400
IW-116	6.61	158.75	9525	4/1/2014 23:44	10.605	29.38	3.088	0.49	12.41	0.05	0.6	16360
IW-116	6.62	159	9540	4/1/2014 23:59	10.602	29.37	3.117	0.49	12.41	0.05	0.6	16340
IW-116	6.64	159.25	9555	4/2/2014 0:14	10.603	29.37	3.117	0.49	12.41	0.04	0.5	16300
IW-116	6.65	159.5	9570	4/2/2014 0:29	10.601	29.37	3.088	0.48	12.41	0.04	0.5	16260
IW-116	6.66	159.75	9585	4/2/2014 0:44	10.6	29.37	3.147	0.48	12.41	0.17	2	16240
IW-116	6.67	160	9600	4/2/2014 0:59	10.594	29.36	3.117	0.48	12.41	0.34	3.9	16220
IW-116	6.68	160.25	9615	4/2/2014 1:14	10.588	29.36	3.088	0.47	12.41	0.67	7.8	16190
IW-116	6.69	160.5	9630	4/2/2014 1:29	10.576	29.35	3.147	0.48	12.41	0.94	10.9	16150
IW-116	6.7	160.75	9645	4/2/2014 1:44	10.565	29.34	3.117	0.47	12.41	1.07	12.4	16140
IW-116	6.71	161	9660	4/2/2014 1:59	10.552	29.33	3.117	0.47	12.41	1.14	13.2	16120
IW-116	6.72	161.25	9675	4/2/2014 2:14	10.567	29.34	3.088	0.46	12.4	1.11	12.8	16070
IW-116	6.73	161.5	9690	4/2/2014 2:29	10.575	29.35	3.147	0.46	12.4	1.12	13	16040
IW-116	6.74	161.75	9705	4/2/2014 2:44	10.58	29.35	3.088	0.46	12.4	1.18	13.6	15990
IW-116	6.75	162	9720	4/2/2014 2:59	10.576	29.35	3.088	0.47	12.4	1.24	14.3	15970
IW-116	6.76	162.25	9735	4/2/2014 3:14	10.572	29.34	3.117	0.46	12.4	1.27	14.7	15950
IW-116	6.77	162.5	9750	4/2/2014 3:29	10.572	29.34	3.117	0.46	12.4	1.26	14.6	15910
IW-116	6.78	162.75	9765	4/2/2014 3:44	10.569	29.34	3.147	0.46	12.4	1.25	14.4	15890
IW-116	6.79	163	9780	4/2/2014 3:59	10.567	29.34	3.117	0.46	12.4	1.24	14.3	15840
IW-116	6.8	163.25	9795	4/2/2014 4:14	10.567	29.34	3.117	0.46	12.39	1.21	13.9	15810
IW-116	6.81	163.5	9810	4/2/2014 4:29	10.568	29.34	3.147	0.46	12.39	1.18	13.7	15800
IW-116	6.82	163.75	9825	4/2/2014 4:44	10.569	29.34	3.088	0.46	12.39	1.17	13.5	15770
IW-116	6.83	164	9840	4/2/2014 4:59	10.563	29.34	3.117	0.46	12.39	1.19	13.7	15740
IW-116	6.84	164.25	9855	4/2/2014 5:14	10.565	29.34	3.088	0.46	12.39	1.17	13.5	15700
IW-116	6.85	164.5	9870	4/2/2014 5:29	10.563	29.34	3.088	0.46	12.39	1.12	13	15680
IW-116	6.86	164.75	9885	4/2/2014 5:44	10.56	29.33	3.088	0.46	12.39	1.1	12.7	15650
IW-116	6.87	165	9900	4/2/2014 5:59	10.558	29.33	3.088	0.46	12.39	1.06	12.3	15610
IW-116	6.89	165.25	9915	4/2/2014 6:14	10.558	29.33	3.117	0.46	12.39	1.04	12	15590
IW-116	6.9	165.5	9930	4/2/2014 6:29	10.558	29.33	3.088	0.46	12.39	1.03	11.9	15550

IW-116
TROLL 9500 Water Quality Instrument - ISCO Monitoring Data Summary
March-April 2014
Whirlpool Corporation
Fort Smith, Arkansas

Well	Time - Elapsed (Days)	Time - Elapsed (Hours)	Time - Elapsed (Minutes)	Time - Time Stamp	Level/Depth TOC (ft)	Barometric (in Hg)	Battery (volts)	ORP (V)	pH	RDO (mg/L)	RDO (%Saturation)	Conductivity (µS Actual)
IW-116	6.91	165.75	9945	4/2/2014 6:44	10.554	29.33	3.147	0.45	12.38	1	11.5	15530
IW-116	6.92	166	9960	4/2/2014 6:59	10.563	29.34	3.088	0.45	12.38	0.94	10.9	15490
IW-116	6.93	166.25	9975	4/2/2014 7:14	10.562	29.34	3.088	0.45	12.38	1	11.6	15460
IW-116	6.94	166.5	9990	4/2/2014 7:29	10.562	29.34	3.088	0.45	12.38	1.21	14	15440
IW-116	6.95	166.75	10005	4/2/2014 7:44	10.562	29.34	3.117	0.45	12.38	1.25	14.4	15390
IW-116	6.96	167	10020	4/2/2014 7:59	10.562	29.34	3.117	0.45	12.38	1.19	13.7	15360
IW-116	6.97	167.25	10035	4/2/2014 8:14	10.56	29.33	3.117	0.45	12.38	1.12	12.9	15330
IW-116	6.98	167.5	10050	4/2/2014 8:29	10.565	29.34	3.117	0.45	12.38	1.02	11.8	15300
IW-116	6.99	167.75	10065	4/2/2014 8:44	10.563	29.34	3.117	0.45	12.38	0.96	11	15270
IW-116	7	168	10080	4/2/2014 8:59	10.563	29.34	3.117	0.45	12.38	1	11.6	15230
IW-116	7.01	168.25	10095	4/2/2014 9:14	10.562	29.34	3.088	0.45	12.38	0.9	10.4	15200
IW-116	7.02	168.5	10110	4/2/2014 9:29	10.565	29.34	3.088	0.45	12.37	0.83	9.5	15150
IW-116	7.03	168.75	10125	4/2/2014 9:44	10.564	29.34	3.117	0.45	12.37	0.78	9	15120
IW-116	7.04	169	10140	4/2/2014 9:59	10.563	29.34	3.088	0.45	12.37	0.76	8.8	15090
IW-116	7.05	169.25	10155	4/2/2014 10:14	10.566	29.34	3.117	0.45	12.37	0.72	8.3	15060
IW-116	7.06	169.5	10170	4/2/2014 10:29	10.57	29.34	3.147	0.45	12.37	0.68	7.8	15030
IW-116	7.07	169.75	10185	4/2/2014 10:44	10.569	29.34	3.088	0.45	12.37	0.66	7.6	14990
IW-116	7.08	170	10200	4/2/2014 10:59	10.568	29.34	3.088	0.45	12.37	0.64	7.4	14960
IW-116	7.09	170.25	10215	4/2/2014 11:14	10.564	29.34	3.117	0.45	12.37	0.63	7.2	14920
IW-116	7.1	170.5	10230	4/2/2014 11:29	10.562	29.34	3.088	0.45	12.37	0.61	7	14890
IW-116	7.11	170.75	10245	4/2/2014 11:44	10.557	29.33	3.117	0.46	12.37	0.59	6.8	14850
IW-116	7.12	171	10260	4/2/2014 11:59	10.55	29.33	3.088	0.47	12.36	0.57	6.6	14850
IW-116	7.14	171.25	10275	4/2/2014 12:14	10.545	29.32	3.088	0.49	12.36	0.55	6.3	14810
IW-116	7.15	171.5	10290	4/2/2014 12:29	10.539	29.31	3.147	0.51	12.36	0.54	6.2	14780
IW-116	7.16	171.75	10305	4/2/2014 12:44	10.537	29.31	3.117	0.48	12.36	0.52	6	14740
IW-116	7.17	172	10320	4/2/2014 12:59	10.53	29.31	3.088	0.47	12.36	0.49	5.7	14710
IW-116	7.18	172.25	10335	4/2/2014 13:14	10.528	29.3	3.117	0.47	12.36	0.47	5.4	14680
IW-116	7.19	172.5	10350	4/2/2014 13:29	10.518	29.29	3.088	0.47	12.36	0.45	5.2	14650
IW-116	7.2	172.75	10365	4/2/2014 13:44	10.516	29.29	3.147	0.47	12.36	0.43	5	14610
IW-116	7.21	173	10380	4/2/2014 13:59	10.514	29.29	3.147	0.46	12.36	0.42	4.8	14580
IW-116	7.22	173.25	10395	4/2/2014 14:14	10.504	29.28	3.088	0.46	12.36	0.41	4.7	14560
IW-116	7.23	173.5	10410	4/2/2014 14:29	10.498	29.28	3.117	0.46	12.36	0.39	4.5	14530
IW-116	7.24	173.75	10425	4/2/2014 14:44	10.497	29.28	3.088	0.46	12.35	0.37	4.3	14490
IW-116	7.25	174	10440	4/2/2014 14:59	10.488	29.27	3.147	0.46	12.35	0.36	4.2	14450
IW-116	7.26	174.25	10455	4/2/2014 15:14	10.487	29.27	3.117	0.46	12.35	0.35	4	14420
IW-116	7.27	174.5	10470	4/2/2014 15:29	10.483	29.26	3.088	0.46	12.35	0.34	3.9	14390
IW-116	7.28	174.75	10485	4/2/2014 15:44	10.479	29.26	3.088	0.46	12.35	0.31	3.6	14350
IW-116	7.29	175	10500	4/2/2014 15:59	10.474	29.25	3.147	0.46	12.35	0.3	3.5	14310
IW-116	7.3	175.25	10515	4/2/2014 16:14	10.47	29.25	3.117	0.46	12.35	0.3	3.5	14290

IW-116
TROLL 9500 Water Quality Instrument - ISCO Monitoring Data Summary
March-April 2014
Whirlpool Corporation
Fort Smith, Arkansas

Well	Time - Elapsed (Days)	Time - Elapsed (Hours)	Time - Elapsed (Minutes)	Time - Time Stamp	Level/Depth TOC (ft)	Barometric (in Hg)	Battery (volts)	ORP (V)	pH	RDO (mg/L)	RDO (%Saturation)	Conductivity (µS Actual)
IW-116	7.31	175.5	10530	4/2/2014 16:29	10.466	29.25	3.117	0.46	12.35	0.3	3.4	14270
IW-116	7.32	175.75	10545	4/2/2014 16:44	10.461	29.24	3.088	0.46	12.35	0.29	3.4	14240
IW-116	7.33	176	10560	4/2/2014 16:59	10.463	29.24	3.117	0.46	12.35	0.28	3.2	14200
IW-116	7.34	176.25	10575	4/2/2014 17:14	10.458	29.24	3.088	0.46	12.35	0.27	3.1	14190
IW-116	7.35	176.5	10590	4/2/2014 17:29	10.458	29.24	3.088	0.46	12.34	0.29	3.3	14150
IW-116	7.36	176.75	10605	4/2/2014 17:44	10.455	29.24	3.147	0.46	12.34	0.3	3.4	14120
IW-116	7.37	177	10620	4/2/2014 17:59	10.454	29.24	3.147	0.46	12.34	0.28	3.3	14080
IW-116	7.39	177.25	10635	4/2/2014 18:14	10.452	29.23	3.117	0.46	12.34	0.27	3.1	14060
IW-116	7.4	177.5	10650	4/2/2014 18:29	10.449	29.23	3.147	0.46	12.34	0.26	3	14030
IW-116	7.41	177.75	10665	4/2/2014 18:44	10.445	29.23	3.088	0.46	12.34	0.25	2.8	13990
IW-116	7.42	178	10680	4/2/2014 18:59	10.443	29.23	3.088	0.46	12.34	0.24	2.7	13960
IW-116	7.43	178.25	10695	4/2/2014 19:14	10.44	29.22	3.117	0.46	12.34	0.23	2.6	13930
IW-116	7.44	178.5	10710	4/2/2014 19:29	10.438	29.22	3.147	0.46	12.34	0.22	2.5	13900
IW-116	7.45	178.75	10725	4/2/2014 19:44	10.435	29.22	3.088	0.46	12.34	0.21	2.4	13870
IW-116	7.46	179	10740	4/2/2014 19:59	10.435	29.22	3.147	0.46	12.34	0.2	2.3	13840
IW-116	7.47	179.25	10755	4/2/2014 20:14	10.434	29.22	3.088	0.46	12.33	0.19	2.2	13800
IW-116	7.48	179.5	10770	4/2/2014 20:29	10.434	29.22	3.147	0.46	12.33	0.19	2.1	13770
IW-116	7.49	179.75	10785	4/2/2014 20:44	10.439	29.22	3.147	0.46	12.33	0.18	2	13740
IW-116	7.5	180	10800	4/2/2014 20:59	10.437	29.22	3.088	0.45	12.33	0.32	3.7	13690
IW-116	7.51	180.25	10815	4/2/2014 21:14	10.441	29.22	3.088	0.45	12.33	0.42	4.9	13660
IW-116	7.52	180.5	10830	4/2/2014 21:29	10.443	29.22	3.117	0.45	12.33	0.41	4.7	13630
IW-116	7.53	180.75	10845	4/2/2014 21:44	10.437	29.22	3.117	0.45	12.33	0.38	4.4	13610
IW-116	7.54	181	10860	4/2/2014 21:59	10.429	29.21	3.117	0.45	12.33	0.36	4.1	13580
IW-116	7.55	181.25	10875	4/2/2014 22:14	10.42	29.2	3.088	0.46	12.33	0.32	3.7	13550
IW-116	7.56	181.5	10890	4/2/2014 22:29	10.419	29.2	3.088	0.49	12.32	0.28	3.2	13510
IW-116	7.57	181.75	10905	4/2/2014 22:44	10.425	29.21	3.117	0.48	12.32	0.25	2.8	13480
IW-116	7.58	182	10920	4/2/2014 22:59	10.429	29.21	3.088	0.46	12.32	0.22	2.5	13440
IW-116	7.59	182.25	10935	4/2/2014 23:14	10.432	29.21	3.088	0.46	12.32	0.2	2.3	13400
IW-116	7.6	182.5	10950	4/2/2014 23:29	10.433	29.22	3.088	0.45	12.32	0.19	2.1	13370
IW-116	7.61	182.75	10965	4/2/2014 23:44	10.426	29.21	3.147	0.45	12.32	0.18	2	13350
IW-116	7.62	183	10980	4/2/2014 23:59	10.427	29.21	3.117	0.45	12.32	0.16	1.9	13320
IW-116	7.64	183.25	10995	4/3/2014 0:14	10.423	29.21	3.088	0.45	12.32	0.15	1.8	13280
IW-116	7.65	183.5	11010	4/3/2014 0:29	10.421	29.21	3.117	0.45	12.32	0.15	1.7	13250
IW-116	7.66	183.75	11025	4/3/2014 0:44	10.419	29.2	3.117	0.44	12.32	0.14	1.6	13220
IW-116	7.67	184	11040	4/3/2014 0:59	10.419	29.2	3.117	0.44	12.32	0.13	1.5	13190
IW-116	7.68	184.25	11055	4/3/2014 1:14	10.417	29.2	3.088	0.44	12.31	0.13	1.4	13160
IW-116	7.69	184.5	11070	4/3/2014 1:29	10.411	29.19	3.088	0.44	12.31	0.12	1.4	13140
IW-116	7.7	184.75	11085	4/3/2014 1:44	10.401	29.19	3.088	0.44	12.31	0.12	1.4	13120
IW-116	7.71	185	11100	4/3/2014 1:59	10.396	29.18	3.088	0.44	12.31	0.11	1.3	13080

IW-116
TROLL 9500 Water Quality Instrument - ISCO Monitoring Data Summary
March-April 2014
Whirlpool Corporation
Fort Smith, Arkansas

Well	Time - Elapsed (Days)	Time - Elapsed (Hours)	Time - Elapsed (Minutes)	Time - Time Stamp	Level/Depth TOC (ft)	Barometric (in Hg)	Battery (volts)	ORP (V)	pH	RDO (mg/L)	RDO (%Saturation)	Conductivity (µS Actual)
IW-116	7.72	185.25	11115	4/3/2014 2:14	10.393	29.18	3.088	0.44	12.31	0.11	1.3	13050
IW-116	7.73	185.5	11130	4/3/2014 2:29	10.39	29.18	3.147	0.44	12.31	0.1	1.2	13010
IW-116	7.74	185.75	11145	4/3/2014 2:44	10.382	29.17	3.088	0.44	12.31	0.1	1.2	12980
IW-116	7.75	186	11160	4/3/2014 2:59	10.377	29.16	3.147	0.44	12.31	0.1	1.1	12950
IW-116	7.76	186.25	11175	4/3/2014 3:14	10.372	29.16	3.088	0.44	12.31	0.1	1.1	12920
IW-116	7.77	186.5	11190	4/3/2014 3:29	10.367	29.16	3.117	0.44	12.3	0.09	1.1	12880
IW-116	7.78	186.75	11205	4/3/2014 3:44	10.368	29.16	3.088	0.44	12.3	0.09	1	12850
IW-116	7.79	187	11220	4/3/2014 3:59	10.367	29.15	3.088	0.44	12.3	0.09	1	12820
IW-116	7.8	187.25	11235	4/3/2014 4:14	10.357	29.15	3.088	0.44	12.3	0.09	1	12800
IW-116	7.81	187.5	11250	4/3/2014 4:29	10.358	29.15	3.117	0.44	12.3	0.08	0.9	12770
IW-116	7.82	187.75	11265	4/3/2014 4:44	10.358	29.15	3.117	0.44	12.3	0.08	0.9	12730
IW-116	7.83	188	11280	4/3/2014 4:59	10.362	29.15	3.147	0.44	12.3	0.08	0.9	12700
IW-116	7.84	188.25	11295	4/3/2014 5:14	10.364	29.15	3.088	0.44	12.3	0.08	0.9	12660
IW-116	7.85	188.5	11310	4/3/2014 5:29	10.362	29.15	3.088	0.44	12.3	0.07	0.8	12630
IW-116	7.86	188.75	11325	4/3/2014 5:44	10.369	29.16	3.088	0.44	12.3	0.07	0.8	12590
IW-116	7.87	189	11340	4/3/2014 5:59	10.373	29.16	3.117	0.44	12.3	0.07	0.8	12550
IW-116	7.89	189.25	11355	4/3/2014 6:14	10.379	29.17	3.117	0.44	12.29	0.07	0.8	12510
IW-116	7.9	189.5	11370	4/3/2014 6:29	10.387	29.17	3.117	0.44	12.29	0.07	0.8	12470
IW-116	7.91	189.75	11385	4/3/2014 6:44	10.39	29.18	3.117	0.44	12.29	0.06	0.7	12430
IW-116	7.92	190	11400	4/3/2014 6:59	10.391	29.18	3.088	0.44	12.29	0.06	0.7	12400
IW-116	7.93	190.25	11415	4/3/2014 7:14	10.397	29.18	3.088	0.44	12.29	0.06	0.7	12370
IW-116	7.94	190.5	11430	4/3/2014 7:29	10.394	29.18	3.088	0.44	12.29	0.06	0.7	12340
IW-116	7.95	190.75	11445	4/3/2014 7:44	10.393	29.18	3.088	0.44	12.29	0.06	0.7	12320
IW-116	7.96	191	11460	4/3/2014 7:59	10.385	29.17	3.117	0.44	12.29	0.06	0.7	12290
IW-116	7.97	191.25	11475	4/3/2014 8:14	10.373	29.16	3.117	0.44	12.29	0.06	0.7	12260
IW-116	7.98	191.5	11490	4/3/2014 8:29	10.376	29.16	3.088	0.44	12.29	0.06	0.6	12220
IW-116	7.99	191.75	11505	4/3/2014 8:44	10.375	29.16	3.088	0.44	12.28	0.06	0.6	12190
IW-116	8	192	11520	4/3/2014 8:59	10.397	29.18	3.117	0.44	12.28	0.05	0.6	12130
IW-116	8.01	192.25	11535	4/3/2014 9:14	10.393	29.18	3.117	0.44	12.28	0.05	0.6	12110
IW-116	8.02	192.5	11550	4/3/2014 9:29	10.368	29.16	3.088	0.44	12.28	0.05	0.6	12100
IW-116	8.03	192.75	11565	4/3/2014 9:44	10.385	29.17	3.117	0.44	12.28	0.05	0.6	12040
IW-116	8.04	193	11580	4/3/2014 9:59	10.381	29.17	3.088	0.44	12.28	0.05	0.6	12010
IW-116	8.05	193.25	11595	4/3/2014 10:14	10.374	29.16	3.088	0.44	12.28	0.05	0.6	11980
IW-116	8.06	193.5	11610	4/3/2014 10:29	10.368	29.15	3.088	0.44	12.28	0.05	0.6	11950
IW-116	8.07	193.75	11625	4/3/2014 10:44	10.368	29.15	3.088	0.44	12.28	0.23	2.7	11910
IW-116	8.08	194	11640	4/3/2014 10:59	10.379	29.16	3.088	0.45	12.28	0.61	7	11870
IW-116	8.09	194.25	11655	4/3/2014 11:14	10.374	29.16	3.117	0.48	12.27	0.83	9.5	11840
IW-116	8.1	194.5	11670	4/3/2014 11:29	10.359	29.15	3.147	0.46	12.27	0.94	10.8	11820
IW-116	8.11	194.75	11685	4/3/2014 11:44	10.337	29.12	3.088	0.46	12.27	1	11.4	11790

IW-116
TROLL 9500 Water Quality Instrument - ISCO Monitoring Data Summary
March-April 2014
Whirlpool Corporation
Fort Smith, Arkansas

Well	Time - Elapsed (Days)	Time - Elapsed (Hours)	Time - Elapsed (Minutes)	Time - Time Stamp	Level/Depth TOC (ft)	Barometric (in Hg)	Battery (volts)	ORP (V)	pH	RDO (mg/L)	RDO (%Saturation)	Conductivity (µS Actual)
IW-116	8.12	195	11700	4/3/2014 11:59	10.321	29.11	3.088	0.46	12.27	1.02	11.7	11760
IW-116	8.14	195.25	11715	4/3/2014 12:14	10.354	29.14	3.088	0.46	12.27	0.97	11.1	11700
IW-116	8.15	195.5	11730	4/3/2014 12:29	10.367	29.15	3.117	0.48	12.27	0.98	11.2	11660
IW-116	8.16	195.75	11745	4/3/2014 12:44	10.359	29.15	3.088	0.48	12.27	1.02	11.7	11640
IW-116	8.17	196	11760	4/3/2014 12:59	10.349	29.14	3.117	0.47	12.27	1.04	11.9	11620
IW-116	8.18	196.25	11775	4/3/2014 13:14	10.363	29.15	3.117	0.46	12.27	1	11.4	11570
IW-116	8.19	196.5	11790	4/3/2014 13:29	10.39	29.17	3.117	0.46	12.27	0.91	10.4	11510
IW-116	8.2	196.75	11805	4/3/2014 13:44	10.39	29.17	3.088	0.46	12.26	0.92	10.5	11480
IW-116	8.21	197	11820	4/3/2014 13:59	10.382	29.17	3.117	0.45	12.26	0.97	11.1	11450
IW-116	8.22	197.25	11835	4/3/2014 14:14	10.37	29.16	3.088	0.45	12.26	0.97	11	11430
IW-116	8.23	197.5	11850	4/3/2014 14:29	10.365	29.15	3.117	0.45	12.26	0.98	11.2	11390
IW-116	8.24	197.75	11865	4/3/2014 14:44	10.368	29.15	3.117	0.45	12.26	0.92	10.5	11360
IW-116	8.25	198	11880	4/3/2014 14:59	10.37	29.15	3.117	0.45	12.26	0.9	10.2	11320
IW-116	8.26	198.25	11895	4/3/2014 15:14	10.364	29.15	3.088	0.45	12.26	0.89	10.2	11300
IW-116	8.27	198.5	11910	4/3/2014 15:29	10.354	29.14	3.088	0.45	12.26	0.89	10.2	11270
IW-116	8.28	198.75	11925	4/3/2014 15:44	10.337	29.13	3.088	0.45	12.26	0.89	10.1	11250
IW-116	8.29	199	11940	4/3/2014 15:59	10.333	29.12	3.117	0.45	12.26	0.87	10	11210
IW-116	8.3	199.25	11955	4/3/2014 16:14	10.332	29.12	3.088	0.45	12.26	0.82	9.3	11180
IW-116	8.31	199.5	11970	4/3/2014 16:29	10.332	29.12	3.117	0.45	12.25	0.79	9.1	11140
IW-116	8.32	199.75	11985	4/3/2014 16:44	10.322	29.11	3.117	0.44	12.25	0.78	8.9	11110
IW-116	8.33	200	12000	4/3/2014 16:59	10.331	29.12	3.088	0.44	12.25	0.75	8.5	11060
IW-116	8.34	200.25	12015	4/3/2014 17:14	10.325	29.11	3.117	0.44	12.25	0.71	8.1	11030
IW-116	8.35	200.5	12030	4/3/2014 17:29	10.322	29.11	3.088	0.44	12.25	0.72	8.2	11000
IW-116	8.36	200.75	12045	4/3/2014 17:44	10.311	29.1	3.088	0.44	12.25	0.69	7.8	10970
IW-116	8.37	201	12060	4/3/2014 17:59	10.335	29.12	3.117	0.45	12.25	0.64	7.3	10910
IW-116	8.39	201.25	12075	4/3/2014 18:14	10.336	29.12	3.088	0.45	12.25	0.6	6.9	10870
IW-116	8.4	201.5	12090	4/3/2014 18:29	10.324	29.11	3.117	0.45	12.25	0.62	7	10850
IW-116	8.41	201.75	12105	4/3/2014 18:44	10.308	29.1	3.088	0.45	12.24	0.64	7.3	10830
IW-116	8.42	202	12120	4/3/2014 18:59	10.309	29.1	3.088	0.45	12.24	0.61	6.9	10780
IW-116	8.43	202.25	12135	4/3/2014 19:14	10.326	29.11	3.088	0.44	12.24	0.55	6.3	10730
IW-116	8.44	202.5	12150	4/3/2014 19:29	10.333	29.12	3.088	0.44	12.24	0.53	6	10690
IW-116	8.45	202.75	12165	4/3/2014 19:44	10.335	29.12	3.117	0.44	12.24	0.52	6	10650
IW-116	8.46	203	12180	4/3/2014 19:59	10.337	29.12	3.117	0.44	12.24	0.51	5.8	10620
IW-116	8.47	203.25	12195	4/3/2014 20:14	10.335	29.12	3.117	0.44	12.24	0.5	5.7	10580
IW-116	8.48	203.5	12210	4/3/2014 20:29	10.327	29.12	3.088	0.44	12.24	0.5	5.7	10550
IW-116	8.49	203.75	12225	4/3/2014 20:44	10.341	29.13	3.088	0.45	12.24	0.47	5.4	10500
IW-116	8.5	204	12240	4/3/2014 20:59	10.336	29.12	3.088	0.44	12.24	0.45	5.1	10470
IW-116	8.51	204.25	12255	4/3/2014 21:14	10.35	29.14	3.088	0.44	12.23	0.44	5	10410
IW-116	8.52	204.5	12270	4/3/2014 21:29	10.384	29.17	3.088	0.44	12.23	0.39	4.4	10350

IW-116
TROLL 9500 Water Quality Instrument - ISCO Monitoring Data Summary
March-April 2014
Whirlpool Corporation
Fort Smith, Arkansas

Well	Time - Elapsed (Days)	Time - Elapsed (Hours)	Time - Elapsed (Minutes)	Time - Time Stamp	Level/Depth TOC (ft)	Barometric (in Hg)	Battery (volts)	ORP (V)	pH	RDO (mg/L)	RDO (%Saturation)	Conductivity (µS Actual)
IW-116	8.53	204.75	12285	4/3/2014 21:44	10.412	29.19	3.088	0.44	12.23	0.37	4.2	10290
IW-116	8.54	205	12300	4/3/2014 21:59	10.413	29.19	3.088	0.44	12.23	0.39	4.4	10250
IW-116	8.55	205.25	12315	4/3/2014 22:14	10.404	29.19	3.088	0.44	12.23	0.39	4.4	10230
IW-116	8.56	205.5	12330	4/3/2014 22:29	10.404	29.19	3.088	0.44	12.23	0.39	4.5	10190
IW-116	8.57	205.75	12345	4/3/2014 22:44	10.457	29.24	3.088	0.44	12.23	0.33	3.8	10110
IW-116	8.58	206	12360	4/3/2014 22:59	10.467	29.24	3.088	0.44	12.23	0.33	3.7	10070
IW-116	8.59	206.25	12375	4/3/2014 23:14	10.463	29.24	3.088	0.44	12.22	0.34	3.9	10040
IW-116	8.6	206.5	12390	4/3/2014 23:29	10.488	29.26	3.088	0.44	12.22	0.33	3.7	9973
IW-116	8.61	206.75	12405	4/3/2014 23:44	10.505	29.28	3.088	0.44	12.22	0.31	3.5	9935
IW-116	8.62	207	12420	4/3/2014 23:59	10.531	29.3	3.117	0.44	12.22	0.3	3.4	9864
IW-116	8.64	207.25	12435	4/4/2014 0:14	10.552	29.32	3.117	0.44	12.22	0.29	3.3	9811
IW-116	8.65	207.5	12450	4/4/2014 0:29	10.561	29.33	3.088	0.45	12.22	0.29	3.3	9766
IW-116	8.66	207.75	12465	4/4/2014 0:44	10.569	29.34	3.088	0.45	12.22	0.29	3.2	9723
IW-116	8.67	208	12480	4/4/2014 0:59	10.571	29.34	3.117	0.45	12.22	0.29	3.2	9691
IW-116	8.68	208.25	12495	4/4/2014 1:14	10.575	29.34	3.117	0.45	12.22	0.28	3.2	9649
IW-116	8.69	208.5	12510	4/4/2014 1:29	10.582	29.35	3.117	0.45	12.21	0.27	3.1	9608
IW-116	8.7	208.75	12525	4/4/2014 1:44	10.595	29.36	3.088	0.45	12.21	0.26	3	9559
IW-116	8.71	209	12540	4/4/2014 1:59	10.608	29.37	3.088	0.45	12.21	0.25	2.9	9513
IW-116	8.72	209.25	12555	4/4/2014 2:14	10.611	29.38	3.088	0.45	12.21	0.25	2.8	9472
IW-116	8.73	209.5	12570	4/4/2014 2:29	10.619	29.38	3.117	0.45	12.21	0.25	2.8	9431
IW-116	8.74	209.75	12585	4/4/2014 2:44	10.62	29.38	3.088	0.45	12.21	0.24	2.7	9395
IW-116	8.75	210	12600	4/4/2014 2:59	10.622	29.39	3.088	0.45	12.21	0.24	2.7	9357
IW-116	8.76	210.25	12615	4/4/2014 3:14	10.623	29.39	3.088	0.45	12.21	0.23	2.6	9322
IW-116	8.77	210.5	12630	4/4/2014 3:29	10.64	29.4	3.088	0.45	12.21	0.22	2.5	9267
IW-116	8.78	210.75	12645	4/4/2014 3:44	10.655	29.42	3.117	0.45	12.2	0.21	2.4	9214
IW-116	8.79	211	12660	4/4/2014 3:59	10.667	29.43	3.088	0.45	12.2	0.21	2.4	9167
IW-116	8.8	211.25	12675	4/4/2014 4:14	10.682	29.44	3.088	0.45	12.2	0.2	2.3	9114
IW-116	8.81	211.5	12690	4/4/2014 4:29	10.691	29.45	3.088	0.45	12.2	0.2	2.2	9067
IW-116	8.82	211.75	12705	4/4/2014 4:44	10.69	29.45	3.088	0.45	12.2	0.38	4.3	9037
IW-116	8.83	212	12720	4/4/2014 4:59	10.7	29.46	3.088	0.45	12.2	0.49	5.5	8993
IW-116	8.84	212.25	12735	4/4/2014 5:14	10.705	29.46	3.088	0.45	12.2	0.53	5.9	8946
IW-116	8.85	212.5	12750	4/4/2014 5:29	10.714	29.47	3.117	0.45	12.2	0.53	6	8902
IW-116	8.86	212.75	12765	4/4/2014 5:44	10.731	29.49	3.088	0.45	12.2	0.53	5.9	8850
IW-116	8.87	213	12780	4/4/2014 5:59	10.746	29.5	3.117	0.45	12.19	0.54	6	8813
IW-116	8.89	213.25	12795	4/4/2014 6:14	10.754	29.51	3.088	0.45	12.19	0.54	6	8768
IW-116	8.9	213.5	12810	4/4/2014 6:29	10.766	29.52	3.088	0.45	12.19	0.51	5.7	8710
IW-116	8.91	213.75	12825	4/4/2014 6:44	10.768	29.52	3.088	0.45	12.19	0.51	5.7	8671
IW-116	8.92	214	12840	4/4/2014 6:59	10.772	29.52	3.088	0.45	12.19	0.51	5.6	8629
IW-116	8.93	214.25	12855	4/4/2014 7:14	10.779	29.53	3.088	0.45	12.19	0.49	5.5	8584

IW-116
TROLL 9500 Water Quality Instrument - ISCO Monitoring Data Summary
March-April 2014
Whirlpool Corporation
Fort Smith, Arkansas

Well	Time - Elapsed (Days)	Time - Elapsed (Hours)	Time - Elapsed (Minutes)	Time - Time Stamp	Level/Depth TOC (ft)	Barometric (in Hg)	Battery (volts)	ORP (V)	pH	RDO (mg/L)	RDO (%Saturation)	Conductivity (µS Actual)
IW-116	8.94	214.5	12870	4/4/2014 7:29	10.777	29.53	3.088	0.45	12.19	0.49	5.5	8546
IW-116	8.95	214.75	12885	4/4/2014 7:44	10.777	29.53	3.117	0.45	12.19	0.49	5.4	8511
IW-116	8.96	215	12900	4/4/2014 7:59	10.779	29.53	3.088	0.45	12.18	0.48	5.3	8472
IW-116	8.97	215.25	12915	4/4/2014 8:14	10.789	29.54	3.088	0.45	12.18	0.46	5.1	8424
IW-116	8.98	215.5	12930	4/4/2014 8:29	10.79	29.54	3.117	0.45	12.18	0.45	5	8390
IW-116	8.99	215.75	12945	4/4/2014 8:44	10.794	29.55	3.088	0.45	12.18	0.44	4.9	8347
IW-116	9	216	12960	4/4/2014 8:59	10.804	29.55	3.088	0.45	12.18	0.42	4.6	8295
IW-116	9.01	216.25	12975	4/4/2014 9:14	10.808	29.56	3.117	0.45	12.18	0.41	4.5	8249
IW-116	9.02	216.5	12990	4/4/2014 9:29	10.819	29.57	3.117	0.45	12.18	0.39	4.4	8201
IW-116	9.03	216.75	13005	4/4/2014 9:44	10.828	29.58	3.088	0.45	12.18	0.38	4.2	8153
IW-116	9.04	217	13020	4/4/2014 9:59	10.835	29.58	3.088	0.45	12.18	0.38	4.2	8133
IW-116	9.05	217.25	13035	4/4/2014 10:14	10.841	29.59	3.088	0.45	12.18	0.38	4.2	8081
IW-116	9.06	217.5	13050	4/4/2014 10:29	10.844	29.59	3.088	0.45	12.17	0.36	4	8039
IW-116	9.07	217.75	13065	4/4/2014 10:44	10.846	29.59	3.117	0.45	12.17	0.35	3.9	7998
IW-116	9.08	218	13080	4/4/2014 10:59	10.853	29.6	3.088	0.46	12.17	0.34	3.8	7948
IW-116	9.09	218.25	13095	4/4/2014 11:14	10.859	29.61	3.088	0.46	12.17	0.33	3.6	7900
IW-116	9.1	218.5	13110	4/4/2014 11:29	10.866	29.61	3.088	0.47	12.17	0.32	3.6	7853
IW-116	9.11	218.75	13125	4/4/2014 11:44	10.868	29.61	3.088	0.47	12.17	0.32	3.5	7812
IW-116	9.12	219	13140	4/4/2014 11:59	10.871	29.62	3.117	0.47	12.17	0.31	3.4	7770
IW-116	9.14	219.25	13155	4/4/2014 12:14	10.872	29.62	3.088	0.47	12.16	0.3	3.4	7736
IW-116	9.15	219.5	13170	4/4/2014 12:29	10.871	29.62	3.088	0.47	12.16	0.3	3.3	7700
IW-116	9.16	219.75	13185	4/4/2014 12:44	10.866	29.61	3.088	0.47	12.16	0.3	3.3	7669
IW-116	9.17	220	13200	4/4/2014 12:59	10.864	29.61	3.088	0.47	12.16	0.29	3.2	7635
IW-116	9.18	220.25	13215	4/4/2014 13:14	10.859	29.61	3.088	0.47	12.16	0.29	3.2	7607
IW-116	9.19	220.5	13230	4/4/2014 13:29	10.853	29.6	3.088	0.47	12.16	0.28	3.1	7579
IW-116	9.2	220.75	13245	4/4/2014 13:44	10.854	29.6	3.088	0.47	12.16	0.27	3	7537
IW-116	9.21	221	13260	4/4/2014 13:59	10.849	29.6	3.088	0.47	12.16	0.27	3	7511
IW-116	9.22	221.25	13275	4/4/2014 14:14	10.849	29.6	3.088	0.47	12.16	0.26	2.9	7476
IW-116	9.23	221.5	13290	4/4/2014 14:29	10.847	29.6	3.117	0.48	12.16	0.26	2.8	7439
IW-116	9.24	221.75	13305	4/4/2014 14:44	10.841	29.59	3.088	0.48	12.16	0.25	2.8	7385
IW-116	9.25	222	13320	4/4/2014 14:59	10.835	29.58	3.088	0.48	12.15	0.25	2.7	7363
IW-116	9.26	222.25	13335	4/4/2014 15:14	10.83	29.58	3.088	0.49	12.15	0.25	2.7	7332
IW-116	9.27	222.5	13350	4/4/2014 15:29	10.823	29.57	3.088	0.49	12.15	0.24	2.7	7311
IW-116	9.28	222.75	13365	4/4/2014 15:44	10.816	29.57	3.088	0.49	12.15	0.24	2.6	7284
IW-116	9.29	223	13380	4/4/2014 15:59	10.809	29.56	3.117	0.5	12.15	0.62	6.9	7257
IW-116	9.3	223.25	13395	4/4/2014 16:14	10.808	29.56	3.088	0.5	12.15	0.92	10.1	7223
IW-116	9.31	223.5	13410	4/4/2014 16:29	10.807	29.56	3.088	0.5	12.15	0.99	11	7191
IW-116	9.32	223.75	13425	4/4/2014 16:44	10.802	29.56	3.088	0.51	12.15	1.05	11.6	7164
IW-116	9.33	224	13440	4/4/2014 16:59	10.8	29.55	3.088	0.52	12.15	1.08	12	7131

IW-116
TROLL 9500 Water Quality Instrument - ISCO Monitoring Data Summary
March-April 2014
Whirlpool Corporation
Fort Smith, Arkansas

Well	Time - Elapsed (Days)	Time - Elapsed (Hours)	Time - Elapsed (Minutes)	Time - Time Stamp	Level/Depth TOC (ft)	Barometric (in Hg)	Battery (volts)	ORP (V)	pH	RDO (mg/L)	RDO (%Saturation)	Conductivity (µS Actual)
IW-116	9.34	224.25	13455	4/4/2014 17:14	10.801	29.56	3.117	0.5	12.14	1.09	12.1	7090
IW-116	9.35	224.5	13470	4/4/2014 17:29	10.801	29.56	3.117	0.52	12.14	1.1	12.1	7054
IW-116	9.36	224.75	13485	4/4/2014 17:44	10.8	29.55	3.117	0.5	12.14	1.11	12.3	7022
IW-116	9.37	225	13500	4/4/2014 17:59	10.802	29.56	3.088	0.49	12.14	1.11	12.3	6983
IW-116	9.39	225.25	13515	4/4/2014 18:14	10.8	29.55	3.088	0.5	12.14	1.11	12.2	6955
IW-116	9.4	225.5	13530	4/4/2014 18:29	10.803	29.56	3.117	0.49	12.14	1.1	12.2	6916
IW-116	9.41	225.75	13545	4/4/2014 18:44	10.806	29.56	3.088	0.49	12.14	1.09	12	6876
IW-116	9.42	226	13560	4/4/2014 18:59	10.81	29.56	3.088	0.49	12.14	1.06	11.7	6837
IW-116	9.43	226.25	13575	4/4/2014 19:14	10.81	29.56	3.117	0.49	12.14	1.05	11.6	6798
IW-116	9.44	226.5	13590	4/4/2014 19:29	10.813	29.57	3.117	0.49	12.13	1.03	11.4	6761
IW-116	9.45	226.75	13605	4/4/2014 19:44	10.813	29.57	3.088	0.49	12.13	1.02	11.3	6723
IW-116	9.46	227	13620	4/4/2014 19:59	10.815	29.57	3.088	0.49	12.13	1.01	11.1	6685
IW-116	9.47	227.25	13635	4/4/2014 20:14	10.818	29.57	3.088	0.49	12.13	0.98	10.9	6642
IW-116	9.48	227.5	13650	4/4/2014 20:29	10.831	29.58	3.088	0.49	12.13	0.95	10.5	6590
IW-116	9.49	227.75	13665	4/4/2014 20:44	10.831	29.58	3.117	0.48	12.13	0.94	10.4	6554
IW-116	9.5	228	13680	4/4/2014 20:59	10.84	29.59	3.088	0.49	12.13	0.92	10.1	6507
IW-116	9.51	228.25	13695	4/4/2014 21:14	10.847	29.6	3.117	0.49	12.13	0.89	9.8	6465
IW-116	9.52	228.5	13710	4/4/2014 21:29	10.851	29.6	3.088	0.49	12.12	0.88	9.7	6420
IW-116	9.53	228.75	13725	4/4/2014 21:44	10.857	29.61	3.088	0.49	12.12	0.87	9.5	6377
IW-116	9.54	229	13740	4/4/2014 21:59	10.867	29.62	3.088	0.49	12.12	0.84	9.3	6320
IW-116	9.55	229.25	13755	4/4/2014 22:14	10.872	29.62	3.117	0.49	12.12	0.83	9.1	6283
IW-116	9.56	229.5	13770	4/4/2014 22:29	10.875	29.62	3.117	0.49	12.12	0.83	9.2	6242
IW-116	9.57	229.75	13785	4/4/2014 22:44	10.877	29.63	3.088	0.49	12.12	0.81	8.9	6205
IW-116	9.58	230	13800	4/4/2014 22:59	10.88	29.63	3.117	0.49	12.12	0.81	8.9	6162
IW-116	9.59	230.25	13815	4/4/2014 23:14	10.88	29.63	3.088	0.5	12.12	0.79	8.7	6132
IW-116	9.6	230.5	13830	4/4/2014 23:29	10.878	29.63	3.088	0.5	12.11	0.78	8.6	6102
IW-116	9.61	230.75	13845	4/4/2014 23:44	10.877	29.63	3.088	0.5	12.11	0.77	8.4	6071
IW-116	9.62	231	13860	4/4/2014 23:59	10.877	29.63	3.088	0.5	12.11	0.75	8.2	6036
IW-116	9.64	231.25	13875	4/5/2014 0:14	10.88	29.63	3.088	0.5	12.11	0.73	8	5997
IW-116	9.65	231.5	13890	4/5/2014 0:29	10.879	29.63	3.088	0.5	12.11	0.72	7.9	5967
IW-116	9.66	231.75	13905	4/5/2014 0:44	10.888	29.64	3.117	0.5	12.11	0.7	7.6	5920
IW-116	9.67	232	13920	4/5/2014 0:59	10.884	29.63	3.088	0.5	12.11	0.69	7.5	5893
IW-116	9.68	232.25	13935	4/5/2014 1:14	10.885	29.63	3.088	0.51	12.11	0.68	7.5	5861
IW-116	9.69	232.5	13950	4/5/2014 1:29	10.885	29.63	3.117	0.5	12.11	0.67	7.3	5832
IW-116	9.7	232.75	13965	4/5/2014 1:44	10.887	29.64	3.088	0.5	12.1	0.65	7.1	5793
IW-116	9.71	233	13980	4/5/2014 1:59	10.888	29.64	3.088	0.5	12.1	0.63	7	5763
IW-116	9.72	233.25	13995	4/5/2014 2:14	10.891	29.64	3.117	0.5	12.1	0.62	6.8	5720
IW-116	9.73	233.5	14010	4/5/2014 2:29	10.882	29.63	3.088	0.5	12.1	0.61	6.7	5702
IW-116	9.74	233.75	14025	4/5/2014 2:44	10.881	29.63	3.117	0.5	12.1	0.61	6.6	5668

IW-116
TROLL 9500 Water Quality Instrument - ISCO Monitoring Data Summary
March-April 2014
Whirlpool Corporation
Fort Smith, Arkansas

Well	Time - Elapsed (Days)	Time - Elapsed (Hours)	Time - Elapsed (Minutes)	Time - Time Stamp	Level/Depth TOC (ft)	Barometric (in Hg)	Battery (volts)	ORP (V)	pH	RDO (mg/L)	RDO (%Saturation)	Conductivity (µS Actual)
IW-116	9.75	234	14040	4/5/2014 2:59	10.885	29.64	3.117	0.5	12.1	0.58	6.3	5632
IW-116	9.76	234.25	14055	4/5/2014 3:14	10.882	29.63	3.117	0.5	12.1	0.57	6.3	5607
IW-116	9.77	234.5	14070	4/5/2014 3:29	10.882	29.63	3.117	0.5	12.1	0.56	6.2	5574
IW-116	9.78	234.75	14085	4/5/2014 3:44	10.883	29.63	3.117	0.5	12.1	0.55	6	5541
IW-116	9.79	235	14100	4/5/2014 3:59	10.881	29.63	3.088	0.5	12.09	0.54	5.9	5514
IW-116	9.8	235.25	14115	4/5/2014 4:14	10.87	29.62	3.088	0.5	12.09	0.53	5.8	5501
IW-116	9.81	235.5	14130	4/5/2014 4:29	10.867	29.62	3.088	0.5	12.09	0.52	5.7	5471
IW-116	9.82	235.75	14145	4/5/2014 4:44	10.864	29.62	3.088	0.5	12.09	0.51	5.5	5437
IW-116	9.83	236	14160	4/5/2014 4:59	10.864	29.62	3.088	0.5	12.09	0.49	5.4	5402
IW-116	9.84	236.25	14175	4/5/2014 5:14	10.866	29.62	3.088	0.5	12.09	0.47	5.2	5367
IW-116	9.85	236.5	14190	4/5/2014 5:29	10.862	29.61	3.088	0.5	12.09	0.47	5.1	5339
IW-116	9.86	236.75	14205	4/5/2014 5:44	10.862	29.61	3.117	0.51	12.09	0.46	5	5305
IW-116	9.87	237	14220	4/5/2014 5:59	10.867	29.62	3.088	0.51	12.09	0.44	4.8	5263
IW-116	9.89	237.25	14235	4/5/2014 6:14	10.869	29.62	3.088	0.5	12.08	0.43	4.7	5224
IW-116	9.9	237.5	14250	4/5/2014 6:29	10.867	29.62	3.088	0.51	12.08	0.43	4.7	5196
IW-116	9.91	237.75	14265	4/5/2014 6:44	10.872	29.62	3.117	0.51	12.08	0.42	4.6	5154
IW-116	9.92	238	14280	4/5/2014 6:59	10.877	29.63	3.088	0.53	12.08	0.41	4.4	5112
IW-116	9.93	238.25	14295	4/5/2014 7:14	10.889	29.64	3.117	0.52	12.08	0.39	4.2	5060
IW-116	9.94	238.5	14310	4/5/2014 7:29	10.901	29.65	3.088	0.52	12.08	0.38	4.2	5007
IW-116	9.95	238.75	14325	4/5/2014 7:44	10.911	29.66	3.088	0.52	12.07	0.37	4.1	4958
IW-116	9.96	239	14340	4/5/2014 7:59	10.921	29.67	3.088	0.52	12.07	0.37	4	4914
IW-116	9.97	239.25	14355	4/5/2014 8:14	10.919	29.67	3.088	0.51	12.07	0.36	4	4890
IW-116	9.98	239.5	14370	4/5/2014 8:29	10.922	29.67	3.088	0.51	12.07	0.36	3.9	4856
IW-116	9.99	239.75	14385	4/5/2014 8:44	10.919	29.67	3.088	0.51	12.07	0.36	3.9	4828
IW-116	10	240	14400	4/5/2014 8:59	10.926	29.67	3.088	0.51	12.07	0.35	3.8	4789
IW-116	10.01	240.25	14415	4/5/2014 9:14	10.929	29.68	3.117	0.51	12.07	0.34	3.7	4757
IW-116	10.02	240.5	14430	4/5/2014 9:29	10.938	29.68	3.088	0.51	12.07	0.33	3.6	4713
IW-116	10.03	240.75	14445	4/5/2014 9:44	10.942	29.69	3.088	0.51	12.06	0.33	3.6	4677
IW-116	10.04	241	14460	4/5/2014 9:59	10.947	29.69	3.117	0.51	12.06	0.32	3.5	4643
IW-116	10.05	241.25	14475	4/5/2014 10:14	10.946	29.69	3.088	0.51	12.06	0.32	3.5	4618
IW-116	10.06	241.5	14490	4/5/2014 10:29	10.942	29.69	3.088	0.51	12.06	0.32	3.5	4600
IW-116	10.07	241.75	14505	4/5/2014 10:44	10.935	29.68	3.088	0.51	12.06	0.32	3.4	4582
IW-116	10.08	242	14520	4/5/2014 10:59	10.93	29.68	3.088	0.51	12.06	0.31	3.4	4560
IW-116	10.09	242.25	14535	4/5/2014 11:14	10.934	29.68	3.117	0.52	12.06	0.3	3.3	4524
IW-116	10.1	242.5	14550	4/5/2014 11:29	10.93	29.68	3.088	0.52	12.06	0.3	3.2	4503
IW-116	10.11	242.75	14565	4/5/2014 11:44	10.925	29.67	3.088	0.52	12.06	0.3	3.2	4480
IW-116	10.12	243	14580	4/5/2014 11:59	10.926	29.67	3.117	0.52	12.06	0.29	3.1	4452
IW-116	10.14	243.25	14595	4/5/2014 12:14	10.919	29.67	3.088	0.51	12.05	0.29	3.1	4428
IW-116	10.15	243.5	14610	4/5/2014 12:29	10.912	29.66	3.088	0.52	12.05	0.28	3.1	4412

IW-116
TROLL 9500 Water Quality Instrument - ISCO Monitoring Data Summary
March-April 2014
Whirlpool Corporation
Fort Smith, Arkansas

Well	Time - Elapsed (Days)	Time - Elapsed (Hours)	Time - Elapsed (Minutes)	Time - Time Stamp	Level/Depth TOC (ft)	Barometric (in Hg)	Battery (volts)	ORP (V)	pH	RDO (mg/L)	RDO (%Saturation)	Conductivity (µS Actual)
IW-116	10.16	243.75	14625	4/5/2014 12:44	10.904	29.65	3.088	0.52	12.05	0.28	3.1	4398
IW-116	10.17	244	14640	4/5/2014 12:59	10.898	29.65	3.088	0.52	12.05	0.28	3	4379
IW-116	10.18	244.25	14655	4/5/2014 13:14	10.883	29.63	3.088	0.52	12.05	0.28	3	4371
IW-116	10.19	244.5	14670	4/5/2014 13:29	10.876	29.63	3.088	0.52	12.05	0.27	3	4350
IW-116	10.2	244.75	14685	4/5/2014 13:44	10.857	29.61	3.088	0.52	12.05	0.27	3	4355
IW-116	10.21	245	14700	4/5/2014 13:59	10.847	29.6	3.088	0.52	12.05	0.27	2.9	4342
IW-116	10.22	245.25	14715	4/5/2014 14:14	10.838	29.59	3.088	0.51	12.05	0.26	2.9	4328
IW-116	10.23	245.5	14730	4/5/2014 14:29	10.826	29.58	3.088	0.51	12.05	0.26	2.9	4320
IW-116	10.24	245.75	14745	4/5/2014 14:44	10.82	29.58	3.088	0.5	12.05	0.26	2.8	4299
IW-116	10.25	246	14760	4/5/2014 14:59	10.813	29.57	3.088	0.5	12.05	0.25	2.8	4281
IW-116	10.26	246.25	14775	4/5/2014 15:14	10.8	29.56	3.088	0.5	12.05	0.25	2.7	4271
IW-116	10.27	246.5	14790	4/5/2014 15:29	10.792	29.55	3.088	0.5	12.04	0.25	2.7	4252
IW-116	10.28	246.75	14805	4/5/2014 15:44	10.791	29.55	3.088	0.49	12.04	0.24	2.7	4223
IW-116	10.29	247	14820	4/5/2014 15:59	10.786	29.55	3.088	0.49	12.04	0.24	2.6	4200
IW-116	10.3	247.25	14835	4/5/2014 16:14	10.781	29.54	3.088	0.49	12.04	0.24	2.6	4179
IW-116	10.31	247.5	14850	4/5/2014 16:29	10.77	29.53	3.117	0.49	12.04	0.24	2.6	4170
IW-116	10.32	247.75	14865	4/5/2014 16:44	10.767	29.53	3.117	0.49	12.04	0.24	2.6	4146
IW-116	10.33	248	14880	4/5/2014 16:59	10.762	29.52	3.088	0.49	12.04	0.23	2.5	4123
IW-116	10.34	248.25	14895	4/5/2014 17:14	10.756	29.52	3.117	0.49	12.04	0.23	2.5	4104
IW-116	10.35	248.5	14910	4/5/2014 17:29	10.748	29.51	3.088	0.49	12.04	0.23	2.5	4088
IW-116	10.36	248.75	14925	4/5/2014 17:44	10.741	29.51	3.088	0.49	12.04	0.23	2.5	4068
IW-116	10.37	249	14940	4/5/2014 17:59	10.744	29.51	3.088	0.48	12.03	0.22	2.5	4034
IW-116	10.39	249.25	14955	4/5/2014 18:14	10.737	29.5	3.117	0.48	12.03	0.22	2.4	4013
IW-116	10.4	249.5	14970	4/5/2014 18:29	10.735	29.5	3.088	0.48	12.03	0.22	2.4	3985
IW-116	10.41	249.75	14985	4/5/2014 18:44	10.737	29.5	3.117	0.48	12.03	0.22	2.4	3951
IW-116	10.42	250	15000	4/5/2014 18:59	10.734	29.5	3.117	0.48	12.03	0.22	2.4	3925
IW-116	10.43	250.25	15015	4/5/2014 19:14	10.736	29.5	3.088	0.48	12.03	0.21	2.3	3889
IW-116	10.44	250.5	15030	4/5/2014 19:29	10.727	29.49	3.088	0.48	12.03	0.21	2.3	3873
IW-116	10.45	250.75	15045	4/5/2014 19:44	10.723	29.49	3.088	0.48	12.03	0.21	2.3	3844
IW-116	10.46	251	15060	4/5/2014 19:59	10.724	29.49	3.088	0.48	12.02	0.21	2.3	3811
IW-116	10.47	251.25	15075	4/5/2014 20:14	10.72	29.49	3.088	0.48	12.02	0.21	2.3	3784
IW-116	10.48	251.5	15090	4/5/2014 20:29	10.732	29.5	3.088	0.48	12.02	0.21	2.3	3733
IW-116	10.49	251.75	15105	4/5/2014 20:44	10.733	29.5	3.088	0.48	12.02	0.21	2.3	3697
IW-116	10.5	252	15120	4/5/2014 20:59	10.735	29.5	3.088	0.48	12.02	0.21	2.3	3666
IW-116	10.51	252.25	15135	4/5/2014 21:14	10.736	29.5	3.117	0.48	12.02	0.2	2.2	3633
IW-116	10.52	252.5	15150	4/5/2014 21:29	10.754	29.52	3.088	0.48	12.02	0.2	2.2	3575
IW-116	10.53	252.75	15165	4/5/2014 21:44	10.757	29.52	3.088	0.48	12.01	0.2	2.2	3543
IW-116	10.54	253	15180	4/5/2014 21:59	10.76	29.52	3.088	0.48	12.01	0.2	2.2	3514
IW-116	10.55	253.25	15195	4/5/2014 22:14	10.752	29.52	3.088	0.48	12.01	0.2	2.2	3497

IW-116
TROLL 9500 Water Quality Instrument - ISCO Monitoring Data Summary
March-April 2014
Whirlpool Corporation
Fort Smith, Arkansas

Well	Time - Elapsed (Days)	Time - Elapsed (Hours)	Time - Elapsed (Minutes)	Time - Time Stamp	Level/Depth TOC (ft)	Barometric (in Hg)	Battery (volts)	ORP (V)	pH	RDO (mg/L)	RDO (%Saturation)	Conductivity (µS Actual)
IW-116	10.56	253.5	15210	4/5/2014 22:29	10.763	29.53	3.117	0.48	12.01	0.2	2.2	3456
IW-116	10.57	253.75	15225	4/5/2014 22:44	10.767	29.53	3.088	0.48	12.01	0.2	2.2	3424
IW-116	10.58	254	15240	4/5/2014 22:59	10.799	29.56	3.088	0.48	12.01	0.2	2.2	3340
IW-116	10.59	254.25	15255	4/5/2014 23:14	10.821	29.58	3.088	0.48	12	0.2	2.2	3285
IW-116	10.6	254.5	15270	4/5/2014 23:29	10.817	29.58	3.088	0.48	12	0.2	2.2	3273
IW-116	10.61	254.75	15285	4/5/2014 23:44	10.821	29.58	3.117	0.48	12	0.2	2.2	3247
IW-116	10.62	255	15300	4/5/2014 23:59	10.83	29.59	3.117	0.48	12	0.2	2.2	3209
IW-116	10.64	255.25	15315	4/6/2014 0:14	10.835	29.59	3.088	0.48	12	0.2	2.2	3178
IW-116	10.65	255.5	15330	4/6/2014 0:29	10.82	29.58	3.088	0.48	12	0.2	2.2	3192
IW-116	10.66	255.75	15345	4/6/2014 0:44	10.825	29.58	3.088	0.48	12	0.2	2.2	3153
IW-116	10.67	256	15360	4/6/2014 0:59	10.815	29.57	3.088	0.48	12	0.2	2.2	3154
IW-116	10.68	256.25	15375	4/6/2014 1:14	10.826	29.58	3.088	0.48	12	0.2	2.2	3107
IW-116	10.69	256.5	15390	4/6/2014 1:29	10.831	29.59	3.117	0.48	12	0.2	2.2	3084
IW-116	10.7	256.75	15405	4/6/2014 1:44	10.829	29.59	3.088	0.48	11.99	0.2	2.1	3072
IW-116	10.71	257	15420	4/6/2014 1:59	10.821	29.58	3.058	0.48	11.99	0.2	2.2	3068
IW-116	10.72	257.25	15435	4/6/2014 2:14	10.808	29.57	3.117	0.48	11.99	0.2	2.2	3074
IW-116	10.73	257.5	15450	4/6/2014 2:29	10.798	29.56	3.088	0.48	11.99	0.2	2.1	3059
IW-116	10.74	257.75	15465	4/6/2014 2:44	10.787	29.55	3.088	0.48	11.99	0.2	2.1	3051
IW-116	10.75	258	15480	4/6/2014 2:59	10.791	29.55	3.117	0.48	11.99	0.2	2.1	3024
IW-116	10.76	258.25	15495	4/6/2014 3:14	10.782	29.54	3.088	0.48	11.99	0.2	2.1	3018
IW-116	10.77	258.5	15510	4/6/2014 3:29	10.777	29.54	3.088	0.48	11.99	0.2	2.1	3000
IW-116	10.78	258.75	15525	4/6/2014 3:44	10.772	29.53	3.117	0.48	11.99	0.5	5.4	2988
IW-116	10.79	259	15540	4/6/2014 3:59	10.763	29.53	3.088	0.48	11.99	0.58	6.3	2978
IW-116	10.8	259.25	15555	4/6/2014 4:14	10.751	29.52	3.058	0.48	11.98	0.62	6.7	2971
IW-116	10.81	259.5	15570	4/6/2014 4:29	10.746	29.51	3.088	0.48	11.99	0.63	6.8	2952
IW-116	10.82	259.75	15585	4/6/2014 4:44	10.74	29.51	3.088	0.48	11.98	0.62	6.7	2945
IW-116	10.83	260	15600	4/6/2014 4:59	10.728	29.49	3.088	0.48	11.98	0.62	6.7	2947
IW-116	10.84	260.25	15615	4/6/2014 5:14	10.714	29.48	3.088	0.48	11.98	0.63	6.9	2948
IW-116	10.85	260.5	15630	4/6/2014 5:29	10.717	29.48	3.117	0.48	11.98	0.63	6.8	2921
IW-116	10.86	260.75	15645	4/6/2014 5:44	10.706	29.47	3.088	0.48	11.98	0.62	6.8	2919
IW-116	10.87	261	15660	4/6/2014 5:59	10.699	29.47	3.117	0.48	11.98	0.62	6.8	2906
IW-116	10.89	261.25	15675	4/6/2014 6:14	10.705	29.47	3.088	0.48	11.98	0.6	6.5	2878
IW-116	10.9	261.5	15690	4/6/2014 6:29	10.709	29.48	3.088	0.48	11.98	0.58	6.3	2853
IW-116	10.91	261.75	15705	4/6/2014 6:44	10.699	29.47	3.088	0.48	11.98	0.58	6.4	2845
IW-116	10.92	262	15720	4/6/2014 6:59	10.691	29.46	3.088	0.48	11.97	0.58	6.4	2836
IW-116	10.93	262.25	15735	4/6/2014 7:14	10.692	29.46	3.117	0.48	11.97	0.57	6.2	2811
IW-116	10.94	262.5	15750	4/6/2014 7:29	10.698	29.47	3.088	0.48	11.97	0.55	6	2780
IW-116	10.95	262.75	15765	4/6/2014 7:44	10.7	29.47	3.088	0.48	11.97	0.54	5.9	2756
IW-116	10.96	263	15780	4/6/2014 7:59	10.693	29.46	3.088	0.48	11.97	0.54	5.9	2752

IW-116
TROLL 9500 Water Quality Instrument - ISCO Monitoring Data Summary
March-April 2014
Whirlpool Corporation
Fort Smith, Arkansas

Well	Time - Elapsed (Days)	Time - Elapsed (Hours)	Time - Elapsed (Minutes)	Time - Time Stamp	Level/Depth TOC (ft)	Barometric (in Hg)	Battery (volts)	ORP (V)	pH	RDO (mg/L)	RDO (%Saturation)	Conductivity (µS Actual)
IW-116	10.97	263.25	15795	4/6/2014 8:14	10.671	29.44	3.088	0.48	11.97	0.55	6	2763
IW-116	10.98	263.5	15810	4/6/2014 8:29	10.667	29.44	3.117	0.48	11.97	0.54	5.9	2745
IW-116	10.99	263.75	15825	4/6/2014 8:44	10.692	29.46	3.088	0.48	11.97	0.51	5.5	2690
IW-116	11	264	15840	4/6/2014 8:59	10.676	29.45	3.117	0.48	11.97	0.5	5.5	2697
IW-116	11.01	264.25	15855	4/6/2014 9:14	10.661	29.43	3.058	0.48	11.97	0.51	5.6	2692
IW-116	11.02	264.5	15870	4/6/2014 9:29	10.669	29.44	3.117	0.48	11.96	0.5	5.4	2663
IW-116	11.03	264.75	15885	4/6/2014 9:44	10.665	29.44	3.088	0.48	11.96	0.48	5.3	2649
IW-116	11.04	265	15900	4/6/2014 9:59	10.648	29.42	3.088	0.48	11.96	0.49	5.4	2647
IW-116	11.05	265.25	15915	4/6/2014 10:14	10.653	29.43	3.088	0.48	11.96	0.47	5.1	2621
IW-116	11.06	265.5	15930	4/6/2014 10:29	10.659	29.43	3.088	0.48	11.96	0.45	5	2592
IW-116	11.07	265.75	15945	4/6/2014 10:44	10.651	29.42	3.088	0.48	11.96	0.45	4.9	2583
IW-116	11.08	266	15960	4/6/2014 10:59	10.651	29.42	3.058	0.48	11.96	0.45	4.9	2559
IW-116	11.09	266.25	15975	4/6/2014 11:14	10.66	29.43	3.117	0.48	11.95	0.44	4.8	2523
IW-116	11.1	266.5	15990	4/6/2014 11:29	10.657	29.43	3.088	0.48	11.95	0.43	4.7	2508
IW-116	11.11	266.75	16005	4/6/2014 11:44	10.647	29.42	3.117	0.48	11.95	0.43	4.7	2505
IW-116	11.12	267	16020	4/6/2014 11:59	10.643	29.42	3.058	0.48	11.95	0.43	4.7	2485
IW-116	11.14	267.25	16035	4/6/2014 12:14	10.633	29.41	3.117	0.48	11.95	0.78	8.5	2485
IW-116	11.15	267.5	16050	4/6/2014 12:29	10.631	29.41	3.117	0.48	11.95	0.99	10.8	2463
IW-116	11.16	267.75	16065	4/6/2014 12:44	10.625	29.4	3.088	0.48	11.95	1.04	11.3	2458
IW-116	11.17	268	16080	4/6/2014 12:59	10.627	29.4	3.088	0.49	11.95	1.1	11.9	2432
IW-116	11.18	268.25	16095	4/6/2014 13:14	10.648	29.42	3.088	0.5	11.94	1.05	11.4	2385
IW-116	11.19	268.5	16110	4/6/2014 13:29	10.667	29.44	3.117	0.5	11.94	1.03	11.2	2341
IW-116	11.2	268.75	16125	4/6/2014 13:44	10.669	29.44	3.117	0.5	11.94	1.05	11.4	2324
IW-116	11.21	269	16140	4/6/2014 13:59	10.664	29.43	3.088	0.51	11.94	1.08	11.8	2315
IW-116	11.22	269.25	16155	4/6/2014 14:14	10.657	29.43	3.088	0.51	11.94	1.1	11.9	2303
IW-116	11.23	269.5	16170	4/6/2014 14:29	10.637	29.41	3.117	0.53	11.94	1.11	12.1	2312
IW-116	11.24	269.75	16185	4/6/2014 14:44	10.609	29.38	3.117	0.51	11.94	1.14	12.4	2331
IW-116	11.25	270	16200	4/6/2014 14:59	10.594	29.37	3.088	0.51	11.94	1.15	12.5	2328
IW-116	11.26	270.25	16215	4/6/2014 15:14	10.59	29.37	3.088	0.5	11.94	1.1	12	2313
IW-116	11.27	270.5	16230	4/6/2014 15:29	10.579	29.36	3.088	0.5	11.94	1.07	11.7	2310
IW-116	11.28	270.75	16245	4/6/2014 15:44	10.572	29.35	3.088	0.5	11.93	1.06	11.6	2299
IW-116	11.29	271	16260	4/6/2014 15:59	10.575	29.35	3.088	0.5	11.93	1.03	11.3	2275
IW-116	11.3	271.25	16275	4/6/2014 16:14	10.576	29.35	3.088	0.5	11.93	0.99	10.9	2258
IW-116	11.31	271.5	16290	4/6/2014 16:29	10.576	29.36	3.088	0.5	11.93	0.98	10.7	2237
IW-116	11.32	271.75	16305	4/6/2014 16:44	10.574	29.35	3.088	0.5	11.93	0.97	10.6	2223
IW-116	11.33	272	16320	4/6/2014 16:59	10.572	29.35	3.117	0.5	11.93	0.96	10.5	2211
IW-116	11.34	272.25	16335	4/6/2014 17:14	10.57	29.35	3.088	0.5	11.93	0.95	10.3	2198
IW-116	11.35	272.5	16350	4/6/2014 17:29	10.566	29.35	3.088	0.5	11.93	0.93	10.2	2186
IW-116	11.36	272.75	16365	4/6/2014 17:44	10.562	29.34	3.117	0.5	11.93	0.93	10.1	2173

IW-116
TROLL 9500 Water Quality Instrument - ISCO Monitoring Data Summary
March-April 2014
Whirlpool Corporation
Fort Smith, Arkansas

Well	Time - Elapsed (Days)	Time - Elapsed (Hours)	Time - Elapsed (Minutes)	Time - Time Stamp	Level/Depth TOC (ft)	Barometric (in Hg)	Battery (volts)	ORP (V)	pH	RDO (mg/L)	RDO (%Saturation)	Conductivity (µS Actual)
IW-116	11.37	273	16380	4/6/2014 17:59	10.565	29.35	3.117	0.5	11.92	0.9	9.8	2156
IW-116	11.39	273.25	16395	4/6/2014 18:14	10.574	29.35	3.088	0.5	11.92	0.88	9.6	2131
IW-116	11.4	273.5	16410	4/6/2014 18:29	10.571	29.35	3.088	0.5	11.92	0.86	9.4	2124
IW-116	11.41	273.75	16425	4/6/2014 18:44	10.564	29.34	3.117	0.5	11.92	0.87	9.5	2116
IW-116	11.42	274	16440	4/6/2014 18:59	10.565	29.34	3.088	0.5	11.92	0.86	9.4	2102
IW-116	11.43	274.25	16455	4/6/2014 19:14	10.568	29.35	3.117	0.5	11.92	0.84	9.1	2089
IW-116	11.44	274.5	16470	4/6/2014 19:29	10.569	29.35	3.088	0.5	11.92	0.82	9	2073
IW-116	11.45	274.75	16485	4/6/2014 19:44	10.574	29.35	3.088	0.5	11.92	0.81	8.8	2059
IW-116	11.46	275	16500	4/6/2014 19:59	10.573	29.35	3.117	0.5	11.91	0.8	8.7	2046
IW-116	11.47	275.25	16515	4/6/2014 20:14	10.573	29.35	3.117	0.5	11.91	0.79	8.6	2033
IW-116	11.48	275.5	16530	4/6/2014 20:29	10.567	29.35	3.117	0.5	11.91	0.78	8.5	2027
IW-116	11.49	275.75	16545	4/6/2014 20:44	10.568	29.35	3.088	0.5	11.91	0.77	8.4	2012
IW-116	11.5	276	16560	4/6/2014 20:59	10.568	29.35	3.088	0.5	11.91	0.75	8.2	1997
IW-116	11.51	276.25	16575	4/6/2014 21:14	10.566	29.34	3.117	0.5	11.91	0.74	8.1	1987
IW-116	11.52	276.5	16590	4/6/2014 21:29	10.565	29.34	3.088	0.5	11.91	0.73	8	1975
IW-116	11.53	276.75	16605	4/6/2014 21:44	10.565	29.34	3.088	0.5	11.91	0.71	7.8	1954
IW-116	11.54	277	16620	4/6/2014 21:59	10.568	29.35	3.117	0.5	11.9	0.7	7.6	1941
IW-116	11.55	277.25	16635	4/6/2014 22:14	10.57	29.35	3.088	0.5	11.9	0.69	7.5	1923
IW-116	11.56	277.5	16650	4/6/2014 22:29	10.571	29.35	3.088	0.5	11.9	0.68	7.4	1914
IW-116	11.57	277.75	16665	4/6/2014 22:44	10.573	29.35	3.088	0.5	11.9	0.67	7.3	1906
IW-116	11.58	278	16680	4/6/2014 22:59	10.576	29.35	3.088	0.5	11.9	0.67	7.3	1897
IW-116	11.59	278.25	16695	4/6/2014 23:14	10.58	29.36	3.088	0.5	11.9	0.66	7.2	1886
IW-116	11.6	278.5	16710	4/6/2014 23:29	10.584	29.36	3.088	0.5	11.9	0.65	7.1	1879
IW-116	11.61	278.75	16725	4/6/2014 23:44	10.588	29.36	3.088	0.5	11.9	0.64	7	1876
IW-116	11.62	279	16740	4/6/2014 23:59	10.591	29.37	3.117	0.5	11.9	0.63	6.9	1875
IW-116	11.64	279.25	16755	4/7/2014 0:14	10.595	29.37	3.088	0.5	11.89	0.63	6.9	1868
IW-116	11.65	279.5	16770	4/7/2014 0:29	10.599	29.37	3.088	0.5	11.89	0.62	6.7	1852
IW-116	11.66	279.75	16785	4/7/2014 0:44	10.608	29.38	3.088	0.5	11.89	0.6	6.5	1829
IW-116	11.67	280	16800	4/7/2014 0:59	10.619	29.39	3.088	0.5	11.89	0.57	6.2	1795
IW-116	11.68	280.25	16815	4/7/2014 1:14	10.633	29.4	3.088	0.5	11.89	0.56	6.1	1771
IW-116	11.69	280.5	16830	4/7/2014 1:29	10.647	29.42	3.058	0.5	11.89	0.55	6	1750
IW-116	11.7	280.75	16845	4/7/2014 1:44	10.66	29.43	3.088	0.5	11.88	0.55	5.9	1729
IW-116	11.71	281	16860	4/7/2014 1:59	10.674	29.44	3.058	0.5	11.88	0.54	5.9	1716
IW-116	11.72	281.25	16875	4/7/2014 2:14	10.684	29.45	3.088	0.5	11.88	0.54	5.8	1699
IW-116	11.73	281.5	16890	4/7/2014 2:29	10.695	29.46	3.088	0.5	11.88	0.53	5.8	1685
IW-116	11.74	281.75	16905	4/7/2014 2:44	10.708	29.47	3.088	0.5	11.88	0.52	5.7	1667
IW-116	11.75	282	16920	4/7/2014 2:59	10.72	29.48	3.088	0.5	11.88	0.51	5.5	1647
IW-116	11.76	282.25	16935	4/7/2014 3:14	10.734	29.49	3.117	0.5	11.87	0.5	5.4	1623
IW-116	11.77	282.5	16950	4/7/2014 3:29	10.747	29.51	3.058	0.5	11.87	0.49	5.3	1595

IW-116
TROLL 9500 Water Quality Instrument - ISCO Monitoring Data Summary
March-April 2014
Whirlpool Corporation
Fort Smith, Arkansas

Well	Time - Elapsed (Days)	Time - Elapsed (Hours)	Time - Elapsed (Minutes)	Time - Time Stamp	Level/Depth TOC (ft)	Barometric (in Hg)	Battery (volts)	ORP (V)	pH	RDO (mg/L)	RDO (%Saturation)	Conductivity (µS Actual)
IW-116	11.78	282.75	16965	4/7/2014 3:44	10.759	29.52	3.117	0.5	11.87	0.48	5.2	1568
IW-116	11.79	283	16980	4/7/2014 3:59	10.77	29.53	3.117	0.5	11.87	0.47	5.1	1542
IW-116	11.8	283.25	16995	4/7/2014 4:14	10.781	29.54	3.117	0.5	11.86	0.47	5	1518
IW-116	11.81	283.5	17010	4/7/2014 4:29	10.794	29.55	3.088	0.5	11.86	0.47	5.1	1516
IW-116	11.82	283.75	17025	4/7/2014 4:44	10.806	29.56	3.088	0.52	11.86	0.48	5.1	1518
IW-116	11.83	284	17040	4/7/2014 4:59	10.817	29.57	3.088	0.56	11.86	0.48	5.2	1521
IW-116	11.84	284.25	17055	4/7/2014 5:14	10.83	29.58	3.088	0.55	11.86	0.48	5.1	1523
IW-116	11.85	284.5	17070	4/7/2014 5:29	10.842	29.59	3.117	0.54	11.86	0.47	5.1	1525
IW-116	11.86	284.75	17085	4/7/2014 5:44	10.855	29.6	3.058	0.53	11.86	0.47	5	1527
IW-116	11.87	285	17100	4/7/2014 5:59	10.865	29.61	3.088	0.52	11.86	0.46	5	1527
IW-116	11.89	285.25	17115	4/7/2014 6:14	10.877	29.62	3.088	0.52	11.86	0.46	4.9	1526
IW-116	11.9	285.5	17130	4/7/2014 6:29	10.887	29.63	3.088	0.52	11.86	0.45	4.9	1526
IW-116	11.91	285.75	17145	4/7/2014 6:44	10.898	29.64	3.088	0.52	11.86	0.45	4.8	1525
IW-116	11.92	286	17160	4/7/2014 6:59	10.909	29.65	3.088	0.51	11.85	0.44	4.7	1522
IW-116	11.93	286.25	17175	4/7/2014 7:14	10.919	29.66	3.117	0.51	11.85	0.44	4.7	1520
IW-116	11.94	286.5	17190	4/7/2014 7:29	10.929	29.67	3.058	0.51	11.85	0.43	4.7	1517
IW-116	11.95	286.75	17205	4/7/2014 7:44	10.94	29.68	3.117	0.51	11.85	0.43	4.6	1518
IW-116	11.96	287	17220	4/7/2014 7:59	10.95	29.69	3.088	0.51	11.85	0.43	4.6	1518
IW-116	11.97	287.25	17235	4/7/2014 8:14	10.964	29.7	3.088	0.51	11.85	0.42	4.5	1513
IW-116	11.98	287.5	17250	4/7/2014 8:29	10.982	29.72	3.088	0.51	11.85	0.42	4.5	1502
IW-116	11.99	287.75	17265	4/7/2014 8:44	10.992	29.73	3.088	0.51	11.85	0.41	4.4	1498
IW-116	12	288	17280	4/7/2014 8:59	11.008	29.74	3.088	0.51	11.85	0.41	4.4	1487
IW-116	12.01	288.25	17295	4/7/2014 9:14	11.025	29.76	3.088	0.51	11.84	0.4	4.3	1475
IW-116	12.02	288.5	17310	4/7/2014 9:29	11.042	29.78	3.088	0.51	11.84	0.4	4.3	1465
IW-116	12.03	288.75	17325	4/7/2014 9:44	11.06	29.79	3.088	0.5	11.84	0.4	4.3	1455
IW-116	12.04	289	17340	4/7/2014 9:59	11.078	29.81	3.117	0.5	11.84	0.4	4.2	1445
IW-116	12.05	289.25	17355	4/7/2014 10:14	11.097	29.82	3.058	0.5	11.84	0.39	4.2	1435
IW-116	12.06	289.5	17370	4/7/2014 10:29	11.116	29.84	3.117	0.5	11.84	0.39	4.2	1427
IW-116	12.07	289.75	17385	4/7/2014 10:44	11.097	29.82	3.117	0.5	11.84	0.39	4.2	1446
IW-116	12.08	290	17400	4/7/2014 10:59	11.046	29.78	3.088	0.5	11.84	0.4	4.3	1475
IW-116	12.09	290.25	17415	4/7/2014 11:14	10.999	29.74	3.117	0.5	11.84	0.4	4.3	1502
IW-116	12.1	290.5	17430	4/7/2014 11:29	10.951	29.7	3.088	0.5	11.84	0.4	4.3	1524
IW-116	12.11	290.75	17445	4/7/2014 11:44	10.915	29.66	3.117	0.5	11.84	0.39	4.3	1535
IW-116	12.12	291	17460	4/7/2014 11:59	10.883	29.64	3.117	0.5	11.84	0.39	4.2	1545
IW-116	12.14	291.25	17475	4/7/2014 12:14	10.848	29.61	3.058	0.5	11.84	0.39	4.2	1557
IW-116	12.15	291.5	17490	4/7/2014 12:29	10.832	29.59	3.058	0.5	11.84	0.38	4.1	1554
IW-116	12.16	291.75	17505	4/7/2014 12:44	10.816	29.58	3.117	0.5	11.84	0.38	4.1	1550
IW-116	12.17	292	17520	4/7/2014 12:59	10.802	29.56	3.117	0.5	11.84	0.37	4	1545
IW-116	12.18	292.25	17535	4/7/2014 13:14	10.796	29.56	3.117	0.5	11.84	0.37	4	1538

IW-116
TROLL 9500 Water Quality Instrument - ISCO Monitoring Data Summary
March-April 2014
Whirlpool Corporation
Fort Smith, Arkansas

Well	Time - Elapsed (Days)	Time - Elapsed (Hours)	Time - Elapsed (Minutes)	Time - Time Stamp	Level/Depth TOC (ft)	Barometric (in Hg)	Battery (volts)	ORP (V)	pH	RDO (mg/L)	RDO (%Saturation)	Conductivity (µS Actual)
IW-116	12.19	292.5	17550	4/7/2014 13:29	10.785	29.55	3.088	0.5	11.84	0.37	4	1538
IW-116	12.2	292.75	17565	4/7/2014 13:44	10.774	29.54	3.088	0.5	11.83	0.37	4	1535
IW-116	12.21	293	17580	4/7/2014 13:59	10.767	29.53	3.117	0.5	11.83	0.37	4	1527
IW-116	12.22	293.25	17595	4/7/2014 14:14	10.756	29.53	3.088	0.5	11.83	0.37	4	1520
IW-116	12.23	293.5	17610	4/7/2014 14:29	10.746	29.52	3.088	0.5	11.83	0.37	4	1515
IW-116	12.24	293.75	17625	4/7/2014 14:44	10.73	29.5	3.088	0.5	11.83	0.37	4	1520
IW-116	12.25	294	17640	4/7/2014 14:59	10.713	29.49	3.088	0.5	11.83	0.37	4	1537
IW-116	12.26	294.25	17655	4/7/2014 15:14	10.498	29.3	3.058	0.5	11.84	0.38	4.1	1759
IW-116	12.27	294.5	17670	4/7/2014 15:29	10.494	29.29	3.088	0.5	11.84	0.38	4.1	1702
IW-116	12.28	294.75	17685	4/7/2014 15:44	10.52	29.29	3.088	0.5	11.86	0.39	4.2	2420
IW-116	12.29	295	17700	4/7/2014 15:59	10.508	29.29	3.088	0.5	11.88	0.38	4.2	2763
IW-116	12.3	295.25	17715	4/7/2014 16:14	10.498	29.29	3.117	0.49	11.88	0.37	4	2463
IW-116	12.31	295.5	17730	4/7/2014 16:29	10.495	29.29	3.088	0.49	11.85	0.34	3.7	2026
IW-116	12.32	295.75	17745	4/7/2014 16:44	10.489	29.29	3.088	0.49	11.85	0.34	3.7	2059
IW-116	12.33	296	17760	4/7/2014 16:59	10.512	29.29	3.117	0.5	11.87	0.35	3.8	3078
IW-116	12.34	296.25	17775	4/7/2014 17:14	10.503	29.3	3.088	0.49	11.9	0.31	3.4	3554
IW-116	12.35	296.5	17790	4/7/2014 17:29	10.504	29.3	3.088	0.49	11.9	0.31	3.4	3399
IW-116	12.36	296.75	17805	4/7/2014 17:44	10.505	29.3	3.088	0.49	11.91	0.32	3.5	3966
IW-116	12.37	297	17820	4/7/2014 17:59	10.501	29.3	3.117	0.49	11.91	0.32	3.5	3877
IW-116	12.39	297.25	17835	4/7/2014 18:14	10.497	29.3	3.088	0.49	11.91	0.31	3.5	3666
IW-116	12.4	297.5	17850	4/7/2014 18:29	10.495	29.29	3.088	0.49	11.91	0.31	3.4	3532
IW-116	12.41	297.75	17865	4/7/2014 18:44	10.49	29.29	3.088	0.49	11.9	0.31	3.5	3432
IW-116	12.42	298	17880	4/7/2014 18:59	10.487	29.29	3.088	0.49	11.9	0.32	3.5	3341
IW-116	12.43	298.25	17895	4/7/2014 19:14	10.502	29.3	3.088	0.5	11.9	0.32	3.5	3268
IW-116	12.44	298.5	17910	4/7/2014 19:29	10.516	29.31	3.088	0.5	11.9	0.32	3.6	3237
IW-116	12.45	298.75	17925	4/7/2014 19:44	10.52	29.32	3.088	0.51	11.9	0.32	3.6	3204
IW-116	12.46	299	17940	4/7/2014 19:59	10.521	29.32	3.088	0.51	11.9	0.32	3.6	3172
IW-116	12.47	299.25	17955	4/7/2014 20:14	10.52	29.32	3.058	0.51	11.9	0.32	3.6	3115
IW-116	12.48	299.5	17970	4/7/2014 20:29	10.52	29.32	3.088	0.51	11.89	0.32	3.6	3034
IW-116	12.49	299.75	17985	4/7/2014 20:44	10.524	29.32	3.088	0.51	11.89	0.32	3.6	2958
IW-116	12.5	300	18000	4/7/2014 20:59	10.527	29.32	3.088	0.51	11.89	0.33	3.6	2887
IW-116	12.51	300.25	18015	4/7/2014 21:14	10.53	29.33	3.088	0.52	11.89	0.33	3.6	2814
IW-116	12.52	300.5	18030	4/7/2014 21:29	10.533	29.33	3.088	0.52	11.88	0.33	3.6	2742
IW-116	12.53	300.75	18045	4/7/2014 21:44	10.56	29.36	3.117	0.53	11.88	0.33	3.6	2670
IW-116	12.54	301	18060	4/7/2014 21:59	10.595	29.39	3.088	0.53	11.88	0.33	3.6	2613
IW-116	12.55	301.25	18075	4/7/2014 22:14	10.604	29.4	3.117	0.52	11.88	0.33	3.6	2558
IW-116	12.56	301.5	18090	4/7/2014 22:29	10.625	29.41	3.058	0.53	11.88	0.33	3.7	2542
IW-116	12.57	301.75	18105	4/7/2014 22:44	10.648	29.44	3.117	0.54	11.87	0.34	3.7	2531
IW-116	12.58	302	18120	4/7/2014 22:59	10.664	29.45	3.117	0.53	11.87	0.34	3.7	2504

IW-116
TROLL 9500 Water Quality Instrument - ISCO Monitoring Data Summary
March-April 2014
Whirlpool Corporation
Fort Smith, Arkansas

Well	Time - Elapsed (Days)	Time - Elapsed (Hours)	Time - Elapsed (Minutes)	Time - Time Stamp	Level/Depth TOC (ft)	Barometric (in Hg)	Battery (volts)	ORP (V)	pH	RDO (mg/L)	RDO (%Saturation)	Conductivity (µS Actual)
IW-116	12.59	302.25	18135	4/7/2014 23:14	10.672	29.46	3.088	0.53	11.87	0.34	3.7	2469
IW-116	12.6	302.5	18150	4/7/2014 23:29	10.678	29.46	3.088	0.53	11.87	0.34	3.7	2432
IW-116	12.61	302.75	18165	4/7/2014 23:44	10.684	29.47	3.117	0.53	11.87	0.34	3.7	2394
IW-116	12.62	303	18180	4/7/2014 23:59	10.695	29.48	3.088	0.53	11.87	0.34	3.7	2355
IW-116	12.64	303.25	18195	4/8/2014 0:14	10.701	29.48	3.088	0.53	11.87	0.34	3.7	2316
IW-116	12.65	303.5	18210	4/8/2014 0:29	10.709	29.49	3.117	0.53	11.86	0.34	3.7	2276
IW-116	12.66	303.75	18225	4/8/2014 0:44	10.72	29.5	3.088	0.53	11.86	0.34	3.7	2236
IW-116	12.67	304	18240	4/8/2014 0:59	10.727	29.51	3.088	0.53	11.86	0.34	3.7	2198
IW-116	12.68	304.25	18255	4/8/2014 1:14	10.732	29.51	3.088	0.53	11.85	0.34	3.7	2162
IW-116	12.69	304.5	18270	4/8/2014 1:29	10.74	29.52	3.088	0.54	11.85	0.35	3.7	2132
IW-116	12.7	304.75	18285	4/8/2014 1:44	10.748	29.52	3.088	0.54	11.85	0.35	3.7	2108
IW-116	12.71	305	18300	4/8/2014 1:59	10.763	29.54	3.088	0.54	11.85	0.35	3.7	2086
IW-116	12.72	305.25	18315	4/8/2014 2:14	10.773	29.55	3.088	0.54	11.85	0.35	3.7	2061
IW-116	12.73	305.5	18330	4/8/2014 2:29	10.78	29.56	3.088	0.54	11.84	0.35	3.7	2033
IW-116	12.74	305.75	18345	4/8/2014 2:44	10.789	29.56	3.088	0.54	11.84	0.35	3.7	2002
IW-116	12.75	306	18360	4/8/2014 2:59	10.795	29.57	3.088	0.54	11.84	0.35	3.7	1972
IW-116	12.76	306.25	18375	4/8/2014 3:14	10.801	29.57	3.117	0.54	11.84	0.35	3.7	1943
IW-116	12.77	306.5	18390	4/8/2014 3:29	10.807	29.58	3.117	0.54	11.83	0.35	3.7	1916
IW-116	12.78	306.75	18405	4/8/2014 3:44	10.811	29.58	3.117	0.55	11.83	0.35	3.7	1892
IW-116	12.79	307	18420	4/8/2014 3:59	10.811	29.58	3.088	0.55	11.83	0.35	3.7	1872
IW-116	12.8	307.25	18435	4/8/2014 4:14	10.81	29.58	3.088	0.55	11.83	0.34	3.7	1849
IW-116	12.81	307.5	18450	4/8/2014 4:29	10.81	29.58	3.088	0.55	11.83	0.34	3.7	1825
IW-116	12.82	307.75	18465	4/8/2014 4:44	10.811	29.58	3.088	0.55	11.82	0.34	3.7	1799
IW-116	12.83	308	18480	4/8/2014 4:59	10.815	29.59	3.088	0.55	11.82	0.34	3.7	1774
IW-116	12.84	308.25	18495	4/8/2014 5:14	10.821	29.59	3.088	0.55	11.82	0.34	3.7	1746
IW-116	12.85	308.5	18510	4/8/2014 5:29	10.833	29.6	3.117	0.55	11.81	0.34	3.7	1719
IW-116	12.86	308.75	18525	4/8/2014 5:44	10.84	29.61	3.058	0.55	11.81	0.34	3.7	1693
IW-116	12.87	309	18540	4/8/2014 5:59	10.847	29.62	3.058	0.55	11.81	0.34	3.7	1672
IW-116	12.89	309.25	18555	4/8/2014 6:14	10.852	29.62	3.058	0.55	11.81	0.34	3.7	1651
IW-116	12.9	309.5	18570	4/8/2014 6:29	10.855	29.63	3.058	0.55	11.8	0.34	3.7	1631
IW-116	12.91	309.75	18585	4/8/2014 6:44	10.858	29.63	3.088	0.55	11.8	0.34	3.7	1610
IW-116	12.92	310	18600	4/8/2014 6:59	10.86	29.63	3.088	0.56	11.8	0.34	3.7	1592
IW-116	12.93	310.25	18615	4/8/2014 7:14	10.863	29.63	3.088	0.55	11.79	0.34	3.7	1569
IW-116	12.94	310.5	18630	4/8/2014 7:29	10.866	29.64	3.117	0.55	11.79	0.34	3.7	1552
IW-116	12.95	310.75	18645	4/8/2014 7:44	10.869	29.64	3.088	0.55	11.79	0.34	3.7	1535
IW-116	12.96	311	18660	4/8/2014 7:59	10.872	29.64	3.058	0.55	11.79	0.34	3.7	1517
IW-116	12.97	311.25	18675	4/8/2014 8:14	10.88	29.65	3.088	0.55	11.78	0.34	3.7	1495
IW-116	12.98	311.5	18690	4/8/2014 8:29	10.893	29.66	3.117	0.56	11.78	0.34	3.7	1476
IW-116	12.99	311.75	18705	4/8/2014 8:44	10.903	29.67	3.058	0.55	11.78	0.34	3.7	1461

IW-116
TROLL 9500 Water Quality Instrument - ISCO Monitoring Data Summary
March-April 2014
Whirlpool Corporation
Fort Smith, Arkansas

Well	Time - Elapsed (Days)	Time - Elapsed (Hours)	Time - Elapsed (Minutes)	Time - Time Stamp	Level/Depth TOC (ft)	Barometric (in Hg)	Battery (volts)	ORP (V)	pH	RDO (mg/L)	RDO (%Saturation)	Conductivity (µS Actual)
IW-116	13	312	18720	4/8/2014 8:59	10.914	29.68	3.088	0.55	11.78	0.34	3.6	1445
IW-116	13.01	312.25	18735	4/8/2014 9:14	10.924	29.69	3.088	0.56	11.77	0.34	3.6	1434
IW-116	13.02	312.5	18750	4/8/2014 9:29	10.933	29.7	3.117	0.57	11.77	0.34	3.6	1421
IW-116	13.03	312.75	18765	4/8/2014 9:44	10.944	29.71	3.088	0.57	11.77	0.34	3.6	1402
IW-116	13.04	313	18780	4/8/2014 9:59	10.955	29.72	3.088	0.56	11.76	0.34	3.6	1389
IW-116	13.05	313.25	18795	4/8/2014 10:14	10.968	29.73	3.088	0.56	11.76	0.34	3.6	1400
IW-116	13.06	313.5	18810	4/8/2014 10:29	10.977	29.74	3.117	0.56	11.76	0.34	3.6	1402
IW-116	13.07	313.75	18825	4/8/2014 10:44	10.991	29.75	3.088	0.56	11.76	0.34	3.6	1396
IW-116	13.08	314	18840	4/8/2014 10:59	11.005	29.76	3.117	0.55	11.76	0.33	3.6	1388
IW-116	13.09	314.25	18855	4/8/2014 11:14	11.022	29.78	3.088	0.55	11.76	0.33	3.6	1376
IW-116	13.1	314.5	18870	4/8/2014 11:29	11.038	29.79	3.117	0.55	11.75	0.33	3.6	1371
IW-116	13.11	314.75	18885	4/8/2014 11:44	11.051	29.8	3.088	0.55	11.75	0.33	3.6	1366
IW-116	13.12	315	18900	4/8/2014 11:59	11.062	29.81	3.058	0.54	11.75	0.33	3.6	1361
IW-116	13.14	315.25	18915	4/8/2014 12:14	11.064	29.82	3.088	0.54	11.75	0.33	3.6	1357
IW-116	13.15	315.5	18930	4/8/2014 12:29	11.065	29.82	3.058	0.54	11.75	0.33	3.6	1347
IW-116	13.16	315.75	18945	4/8/2014 12:44	11.072	29.82	3.058	0.54	11.74	0.33	3.6	1311
IW-116	13.17	316	18960	4/8/2014 12:59	11.076	29.83	3.088	0.53	11.74	0.33	3.6	1310
IW-116	13.18	316.25	18975	4/8/2014 13:14	11.074	29.83	3.088	0.53	11.74	0.34	3.6	1299
IW-116	13.19	316.5	18990	4/8/2014 13:29	11.08	29.83	3.088	0.53	11.73	0.34	3.6	1274
IW-116	13.2	316.75	19005	4/8/2014 13:44	11.094	29.84	3.058	0.53	11.73	0.34	3.6	1256
IW-116	13.21	317	19020	4/8/2014 13:59	11.106	29.86	3.117	0.53	11.72	0.34	3.6	1255
IW-116	13.22	317.25	19035	4/8/2014 14:14	11.122	29.87	3.117	0.53	11.72	0.34	3.6	1253
IW-116	13.23	317.5	19050	4/8/2014 14:29	11.131	29.88	3.088	0.53	11.72	0.34	3.6	1259
IW-116	13.24	317.75	19065	4/8/2014 14:44	11.136	29.88	3.088	0.53	11.72	0.34	3.6	1256
IW-116	13.25	318	19080	4/8/2014 14:59	11.143	29.89	3.088	0.53	11.72	0.34	3.6	1248
IW-116	13.26	318.25	19095	4/8/2014 15:14	11.147	29.89	3.088	0.53	11.72	0.34	3.6	1248
IW-116	13.27	318.5	19110	4/8/2014 15:29	11.141	29.89	3.117	0.54	11.72	0.34	3.6	1242
IW-116	13.28	318.75	19125	4/8/2014 15:44	11.14	29.89	3.088	0.55	11.71	0.34	3.6	1227
IW-116	13.29	319	19140	4/8/2014 15:59	11.151	29.9	3.058	0.55	11.71	0.34	3.6	1218
IW-116	13.3	319.25	19155	4/8/2014 16:14	11.163	29.91	3.117	0.55	11.71	0.34	3.6	1213
IW-116	13.31	319.5	19170	4/8/2014 16:29	11.171	29.92	3.058	0.55	11.7	0.34	3.6	1213
IW-116	13.32	319.75	19185	4/8/2014 16:44	11.173	29.92	3.058	0.56	11.7	0.34	3.6	1211
IW-116	13.33	320	19200	4/8/2014 16:59	11.177	29.92	3.058	0.55	11.7	0.34	3.6	1201
IW-116	13.34	320.25	19215	4/8/2014 17:14	11.182	29.93	3.058	0.55	11.7	0.34	3.6	1196
IW-116	13.35	320.5	19230	4/8/2014 17:29	11.188	29.93	3.088	0.56	11.7	0.34	3.6	1188
IW-116	13.36	320.75	19245	4/8/2014 17:44	11.194	29.94	3.058	0.55	11.69	0.34	3.6	1183
IW-116	13.37	321	19260	4/8/2014 17:59	11.198	29.94	3.117	0.56	11.69	0.34	3.6	1180
IW-116	13.39	321.25	19275	4/8/2014 18:14	11.201	29.94	3.117	0.56	11.69	0.34	3.6	1175
IW-116	13.4	321.5	19290	4/8/2014 18:29	11.2	29.94	3.088	0.56	11.68	0.34	3.6	1170

IW-116
TROLL 9500 Water Quality Instrument - ISCO Monitoring Data Summary
March-April 2014
Whirlpool Corporation
Fort Smith, Arkansas

Well	Time - Elapsed (Days)	Time - Elapsed (Hours)	Time - Elapsed (Minutes)	Time - Time Stamp	Level/Depth TOC (ft)	Barometric (in Hg)	Battery (volts)	ORP (V)	pH	RDO (mg/L)	RDO (%Saturation)	Conductivity (µS Actual)
IW-116	13.41	321.75	19305	4/8/2014 18:44	11.197	29.94	3.058	0.56	11.68	0.34	3.7	1165
IW-116	13.42	322	19320	4/8/2014 18:59	11.191	29.94	3.117	0.56	11.68	0.34	3.7	1159
IW-116	13.43	322.25	19335	4/8/2014 19:14	11.184	29.93	3.088	0.56	11.68	0.34	3.7	1153
IW-116	13.44	322.5	19350	4/8/2014 19:29	11.177	29.92	3.117	0.56	11.67	0.35	3.7	1148
IW-116	13.45	322.75	19365	4/8/2014 19:44	11.168	29.92	3.088	0.56	11.67	0.35	3.7	1143
IW-116	13.46	323	19380	4/8/2014 19:59	11.16	29.91	3.058	0.55	11.67	0.35	3.7	1138
IW-116	13.47	323.25	19395	4/8/2014 20:14	11.152	29.9	3.058	0.55	11.67	0.35	3.7	1133
IW-116	13.48	323.5	19410	4/8/2014 20:29	11.143	29.9	3.088	0.55	11.66	0.35	3.7	1127
IW-116	13.49	323.75	19425	4/8/2014 20:44	11.134	29.89	3.117	0.55	11.66	0.35	3.7	1122
IW-116	13.5	324	19440	4/8/2014 20:59	11.127	29.88	3.058	0.56	11.66	0.35	3.7	1118
IW-116	13.51	324.25	19455	4/8/2014 21:14	11.12	29.88	3.088	0.55	11.65	0.35	3.7	1114
IW-116	13.52	324.5	19470	4/8/2014 21:29	11.112	29.87	3.058	0.56	11.65	0.35	3.7	1110
IW-116	13.53	324.75	19485	4/8/2014 21:44	11.105	29.86	3.088	0.56	11.65	0.35	3.8	1106
IW-116	13.54	325	19500	4/8/2014 21:59	11.098	29.86	3.088	0.57	11.64	0.35	3.7	1102
IW-116	13.55	325.25	19515	4/8/2014 22:14	11.093	29.85	3.058	0.57	11.64	0.35	3.8	1099
IW-116	13.56	325.5	19530	4/8/2014 22:29	11.086	29.85	3.088	0.57	11.64	0.35	3.8	1096
IW-116	13.57	325.75	19545	4/8/2014 22:44	11.08	29.84	3.058	0.57	11.64	0.35	3.8	1092
IW-116	13.58	326	19560	4/8/2014 22:59	11.074	29.84	3.088	0.57	11.63	0.35	3.8	1090
IW-116	13.59	326.25	19575	4/8/2014 23:14	11.068	29.83	3.117	0.56	11.63	0.35	3.8	1088
IW-116	13.6	326.5	19590	4/8/2014 23:29	11.063	29.83	3.088	0.56	11.63	0.35	3.8	1085
IW-116	13.61	326.75	19605	4/8/2014 23:44	11.058	29.83	3.088	0.57	11.62	0.35	3.8	1082
IW-116	13.62	327	19620	4/8/2014 23:59	11.053	29.82	3.088	0.57	11.62	0.35	3.8	1081
IW-116	13.64	327.25	19635	4/9/2014 0:14	11.048	29.82	3.088	0.57	11.62	0.35	3.8	1078
IW-116	13.65	327.5	19650	4/9/2014 0:29	11.043	29.81	3.088	0.57	11.62	0.35	3.8	1074
IW-116	13.66	327.75	19665	4/9/2014 0:44	11.039	29.81	3.088	0.57	11.61	0.35	3.8	1071
IW-116	13.67	328	19680	4/9/2014 0:59	11.033	29.8	3.058	0.57	11.61	0.36	3.8	1067
IW-116	13.68	328.25	19695	4/9/2014 1:14	11.029	29.8	3.088	0.58	11.61	0.36	3.8	1064
IW-116	13.69	328.5	19710	4/9/2014 1:29	11.025	29.8	3.058	0.6	11.6	0.36	3.8	1062
IW-116	13.7	328.75	19725	4/9/2014 1:44	11.019	29.79	3.058	0.6	11.6	0.36	3.8	1059
IW-116	13.71	329	19740	4/9/2014 1:59	11.015	29.79	3.117	0.61	11.6	0.36	3.8	1056
IW-116	13.72	329.25	19755	4/9/2014 2:14	11.012	29.79	3.058	0.61	11.59	0.36	3.8	1054
IW-116	13.73	329.5	19770	4/9/2014 2:29	11.007	29.78	3.058	0.61	11.59	0.36	3.8	1052
IW-116	13.74	329.75	19785	4/9/2014 2:44	11.005	29.78	3.088	0.63	11.59	0.36	3.8	1050
IW-116	13.75	330	19800	4/9/2014 2:59	11.001	29.78	3.117	0.61	11.58	0.36	3.8	1047
IW-116	13.76	330.25	19815	4/9/2014 3:14	10.999	29.78	3.058	0.61	11.58	0.36	3.8	1046
IW-116	13.77	330.5	19830	4/9/2014 3:29	10.994	29.77	3.058	0.61	11.58	0.36	3.8	1043
IW-116	13.78	330.75	19845	4/9/2014 3:44	10.991	29.77	3.058	0.61	11.58	0.36	3.8	1041
IW-116	13.79	331	19860	4/9/2014 3:59	10.988	29.77	3.117	0.61	11.57	0.36	3.8	1040
IW-116	13.8	331.25	19875	4/9/2014 4:14	10.985	29.76	3.058	0.61	11.57	0.36	3.8	1038

IW-116
TROLL 9500 Water Quality Instrument - ISCO Monitoring Data Summary
March-April 2014
Whirlpool Corporation
Fort Smith, Arkansas

Well	Time - Elapsed (Days)	Time - Elapsed (Hours)	Time - Elapsed (Minutes)	Time - Time Stamp	Level/Depth TOC (ft)	Barometric (in Hg)	Battery (volts)	ORP (V)	pH	RDO (mg/L)	RDO (%Saturation)	Conductivity (µS Actual)
IW-116	13.81	331.5	19890	4/9/2014 4:29	10.981	29.76	3.058	0.61	11.57	0.36	3.8	1037
IW-116	13.82	331.75	19905	4/9/2014 4:44	10.979	29.76	3.058	0.61	11.56	0.36	3.8	1035
IW-116	13.83	332	19920	4/9/2014 4:59	10.976	29.76	3.058	0.61	11.56	0.36	3.8	1033
IW-116	13.84	332.25	19935	4/9/2014 5:14	10.971	29.75	3.088	0.61	11.56	0.36	3.8	1031
IW-116	13.85	332.5	19950	4/9/2014 5:29	10.968	29.75	3.058	0.61	11.55	0.36	3.8	1028
IW-116	13.86	332.75	19965	4/9/2014 5:44	10.966	29.75	3.088	0.61	11.55	0.36	3.8	1027
IW-116	13.87	333	19980	4/9/2014 5:59	10.963	29.75	3.058	0.61	11.55	0.36	3.8	1025
IW-116	13.89	333.25	19995	4/9/2014 6:14	10.959	29.75	3.088	0.61	11.54	0.36	3.8	1022
IW-116	13.9	333.5	20010	4/9/2014 6:29	10.958	29.74	3.088	0.62	11.54	0.36	3.8	1020
IW-116	13.91	333.75	20025	4/9/2014 6:44	10.958	29.74	3.058	0.61	11.54	0.36	3.8	1018
IW-116	13.92	334	20040	4/9/2014 6:59	10.958	29.74	3.058	0.61	11.53	0.36	3.8	1016
IW-116	13.93	334.25	20055	4/9/2014 7:14	10.958	29.75	3.088	0.62	11.53	0.36	3.8	1014
IW-116	13.94	334.5	20070	4/9/2014 7:29	10.96	29.75	3.058	0.62	11.53	0.36	3.8	1013
IW-116	13.95	334.75	20085	4/9/2014 7:44	10.964	29.75	3.088	0.61	11.52	0.36	3.8	1011
IW-116	13.96	335	20100	4/9/2014 7:59	10.966	29.75	3.088	0.61	11.52	0.36	3.8	1011
IW-116	13.97	335.25	20115	4/9/2014 8:14	10.973	29.76	3.088	0.62	11.52	0.36	3.8	1008
IW-116	13.98	335.5	20130	4/9/2014 8:29	10.981	29.77	3.058	0.62	11.51	0.36	3.8	1007
IW-116	13.99	335.75	20145	4/9/2014 8:44	10.993	29.78	3.058	0.62	11.51	0.36	3.8	1006
IW-116	14	336	20160	4/9/2014 8:59	11.006	29.79	3.058	0.62	11.51	0.36	3.8	1005
IW-116	14.01	336.25	20175	4/9/2014 9:14	11.018	29.8	3.058	0.62	11.51	0.36	3.8	1004
IW-116	14.02	336.5	20190	4/9/2014 9:29	11.03	29.81	3.058	0.62	11.5	0.36	3.8	1003
IW-116	14.03	336.75	20205	4/9/2014 9:44	11.044	29.82	3.088	0.62	11.5	0.36	3.8	1001
IW-116	14.04	337	20220	4/9/2014 9:59	11.057	29.84	3.088	0.63	11.5	0.36	3.8	1000
IW-116	14.05	337.25	20235	4/9/2014 10:14	11.072	29.85	3.088	0.63	11.49	0.36	3.8	998.6
IW-116	14.06	337.5	20250	4/9/2014 10:29	11.088	29.86	3.088	0.63	11.49	0.36	3.8	997.4
IW-116	14.07	337.75	20265	4/9/2014 10:44	11.105	29.88	3.058	0.63	11.49	0.36	3.8	996
IW-116	14.08	338	20280	4/9/2014 10:59	11.124	29.9	3.058	0.63	11.48	0.36	3.8	995.4
IW-116	14.09	338.25	20295	4/9/2014 11:14	11.142	29.91	3.058	0.63	11.48	0.36	3.8	994.3
IW-116	14.1	338.5	20310	4/9/2014 11:29	11.16	29.93	3.088	0.63	11.48	0.36	3.8	994
IW-116	14.11	338.75	20325	4/9/2014 11:44	11.178	29.94	3.088	0.63	11.48	0.36	3.8	993.4
IW-116	14.12	339	20340	4/9/2014 11:59	11.197	29.96	3.088	0.63	11.48	0.36	3.8	992.8
IW-116	14.14	339.25	20355	4/9/2014 12:14	11.215	29.98	3.058	0.63	11.47	0.36	3.8	992.3
IW-116	14.15	339.5	20370	4/9/2014 12:29	11.234	29.99	3.058	0.63	11.47	0.35	3.8	992.3
IW-116	14.16	339.75	20385	4/9/2014 12:44	11.251	30.01	3.058	0.64	11.47	0.35	3.8	991.7
IW-116	14.17	340	20400	4/9/2014 12:59	11.27	30.03	3.058	0.64	11.47	0.35	3.8	991.7
IW-116	14.18	340.25	20415	4/9/2014 13:14	11.287	30.04	3.088	0.63	11.47	0.35	3.7	991.4
IW-116	14.19	340.5	20430	4/9/2014 13:29	11.305	30.06	3.088	0.63	11.47	0.35	3.7	991.4
IW-116	14.2	340.75	20445	4/9/2014 13:44	11.322	30.07	3.088	0.63	11.46	0.35	3.7	991.4
IW-116	14.21	341	20460	4/9/2014 13:59	11.34	30.09	3.058	0.64	11.46	0.35	3.7	991.7

IW-116
TROLL 9500 Water Quality Instrument - ISCO Monitoring Data Summary
March-April 2014
Whirlpool Corporation
Fort Smith, Arkansas

Well	Time - Elapsed (Days)	Time - Elapsed (Hours)	Time - Elapsed (Minutes)	Time - Time Stamp	Level/Depth TOC (ft)	Barometric (in Hg)	Battery (volts)	ORP (V)	pH	RDO (mg/L)	RDO (%Saturation)	Conductivity (µS Actual)
IW-116	14.22	341.25	20475	4/9/2014 14:14	11.356	30.1	3.088	0.64	11.46	0.35	3.7	991.4
IW-116	14.23	341.5	20490	4/9/2014 14:29	11.371	30.11	3.088	0.65	11.46	0.35	3.7	991.1
IW-116	14.24	341.75	20505	4/9/2014 14:44	11.385	30.13	3.058	0.64	11.46	0.35	3.7	991.1
IW-116	14.25	342	20520	4/9/2014 14:59	11.398	30.14	3.088	0.64	11.46	0.35	3.7	991.7
IW-116	14.26	342.25	20535	4/9/2014 15:14	11.411	30.15	3.058	0.64	11.46	0.35	3.7	991.1
IW-116	14.27	342.5	20550	4/9/2014 15:29	11.422	30.16	3.058	0.63	11.46	0.35	3.7	991.4
IW-116	14.28	342.75	20565	4/9/2014 15:44	11.433	30.17	3.058	0.63	11.45	0.35	3.7	991.7
IW-116	14.29	343	20580	4/9/2014 15:59	11.443	30.18	3.058	0.63	11.45	0.35	3.7	991.7
IW-116	14.3	343.25	20595	4/9/2014 16:14	11.452	30.18	3.088	0.63	11.45	0.35	3.7	991.7
IW-116	14.31	343.5	20610	4/9/2014 16:29	11.461	30.19	3.058	0.64	11.45	0.35	3.7	992.3
IW-116	14.32	343.75	20625	4/9/2014 16:44	11.467	30.2	3.088	0.63	11.45	0.35	3.7	992
IW-116	14.33	344	20640	4/9/2014 16:59	11.472	30.2	3.058	0.62	11.45	0.35	3.7	992
IW-116	14.34	344.25	20655	4/9/2014 17:14	11.476	30.21	3.058	0.62	11.45	0.35	3.7	991.4
IW-116	14.35	344.5	20670	4/9/2014 17:29	11.479	30.21	3.058	0.62	11.45	0.35	3.7	990.8
IW-116	14.36	344.75	20685	4/9/2014 17:44	11.481	30.21	3.058	0.61	11.45	0.35	3.7	990.3
IW-116	14.37	345	20700	4/9/2014 17:59	11.482	30.21	3.058	0.61	11.44	0.35	3.7	990
IW-116	14.39	345.25	20715	4/9/2014 18:14	11.483	30.21	3.058	0.61	11.44	0.35	3.7	989.1
IW-116	14.4	345.5	20730	4/9/2014 18:29	11.479	30.21	3.088	0.61	11.44	0.35	3.7	988.3
IW-116	14.41	345.75	20745	4/9/2014 18:44	11.476	30.2	3.058	0.62	11.44	0.35	3.7	987.4
IW-116	14.42	346	20760	4/9/2014 18:59	11.471	30.2	3.058	0.62	11.44	0.35	3.7	986.9
IW-116	14.43	346.25	20775	4/9/2014 19:14	11.466	30.2	3.088	0.62	11.43	0.35	3.7	986
IW-116	14.44	346.5	20790	4/9/2014 19:29	11.461	30.19	3.058	0.62	11.43	0.35	3.7	984.9
IW-116	14.45	346.75	20805	4/9/2014 19:44	11.456	30.19	3.058	0.62	11.43	0.35	3.7	984.1
IW-116	14.46	347	20820	4/9/2014 19:59	11.449	30.18	3.088	0.62	11.42	0.35	3.7	982.9
IW-116	14.47	347.25	20835	4/9/2014 20:14	11.442	30.17	3.088	0.62	11.42	0.35	3.7	981.5
IW-116	14.48	347.5	20850	4/9/2014 20:29	11.434	30.17	3.088	0.62	11.42	0.35	3.7	980.4
IW-116	14.49	347.75	20865	4/9/2014 20:44	11.426	30.16	3.058	0.62	11.41	0.35	3.7	978.5
IW-116	14.5	348	20880	4/9/2014 20:59	11.419	30.16	3.058	0.62	11.41	0.35	3.7	977.4
IW-116	14.51	348.25	20895	4/9/2014 21:14	11.412	30.15	3.088	0.62	11.41	0.35	3.7	975.7
IW-116	14.52	348.5	20910	4/9/2014 21:29	11.404	30.14	3.088	0.62	11.4	0.35	3.7	974.3
IW-116	14.53	348.75	20925	4/9/2014 21:44	11.398	30.14	3.088	0.62	11.4	0.35	3.7	973.5
IW-116	14.54	349	20940	4/9/2014 21:59	11.391	30.13	3.088	0.62	11.4	0.35	3.7	972.7
IW-116	14.55	349.25	20955	4/9/2014 22:14	11.384	30.13	3.088	0.62	11.4	0.35	3.7	971.8
IW-116	14.56	349.5	20970	4/9/2014 22:29	11.377	30.12	3.088	0.61	11.39	0.35	3.7	971
IW-116	14.57	349.75	20985	4/9/2014 22:44	11.37	30.11	3.058	0.61	11.39	0.35	3.7	971
IW-116	14.58	350	21000	4/9/2014 22:59	11.363	30.11	3.058	0.6	11.39	0.35	3.7	970.8
IW-116	14.59	350.25	21015	4/9/2014 23:14	11.356	30.1	3.058	0.6	11.39	0.35	3.7	970.8
IW-116	14.6	350.5	21030	4/9/2014 23:29	11.351	30.1	3.058	0.6	11.39	0.35	3.7	970.2
IW-116	14.61	350.75	21045	4/9/2014 23:44	11.344	30.09	3.058	0.6	11.39	0.35	3.7	969.7

IW-116
TROLL 9500 Water Quality Instrument - ISCO Monitoring Data Summary
March-April 2014
Whirlpool Corporation
Fort Smith, Arkansas

Well	Time - Elapsed (Days)	Time - Elapsed (Hours)	Time - Elapsed (Minutes)	Time - Time Stamp	Level/Depth TOC (ft)	Barometric (in Hg)	Battery (volts)	ORP (V)	pH	RDO (mg/L)	RDO (%Saturation)	Conductivity (µS Actual)
IW-116	14.62	351	21060	4/9/2014 23:59	11.338	30.09	3.058	0.6	11.38	0.35	3.7	969.1
IW-116	14.64	351.25	21075	4/10/2014 0:14	11.332	30.08	3.088	0.6	11.38	0.35	3.7	968.6
IW-116	14.65	351.5	21090	4/10/2014 0:29	11.326	30.07	3.058	0.6	11.38	0.35	3.7	968
IW-116	14.66	351.75	21105	4/10/2014 0:44	11.322	30.07	3.088	0.6	11.38	0.35	3.7	967.5
IW-116	14.67	352	21120	4/10/2014 0:59	11.317	30.07	3.088	0.61	11.37	0.35	3.7	966.7
IW-116	14.68	352.25	21135	4/10/2014 1:14	11.312	30.06	3.058	0.61	11.37	0.35	3.7	966.4
IW-116	14.69	352.5	21150	4/10/2014 1:29	11.307	30.06	3.088	0.61	11.37	0.35	3.7	965.9
IW-116	14.7	352.75	21165	4/10/2014 1:44	11.303	30.05	3.058	0.61	11.37	0.35	3.7	965.3
IW-116	14.71	353	21180	4/10/2014 1:59	11.297	30.05	3.058	0.6	11.36	0.35	3.7	964.5
IW-116	14.72	353.25	21195	4/10/2014 2:14	11.293	30.05	3.088	0.6	11.36	0.35	3.7	964.2
IW-116	14.73	353.5	21210	4/10/2014 2:29	11.289	30.04	3.088	0.61	11.36	0.35	3.7	963.7
IW-116	14.74	353.75	21225	4/10/2014 2:44	11.285	30.04	3.058	0.6	11.36	0.35	3.7	963.2
IW-116	14.75	354	21240	4/10/2014 2:59	11.28	30.03	3.088	0.6	11.36	0.35	3.7	962.3
IW-116	14.76	354.25	21255	4/10/2014 3:14	11.276	30.03	3.058	0.59	11.35	0.35	3.7	961.8
IW-116	14.77	354.5	21270	4/10/2014 3:29	11.273	30.03	3.058	0.59	11.35	0.35	3.7	961.3
IW-116	14.78	354.75	21285	4/10/2014 3:44	11.269	30.03	3.058	0.59	11.35	0.35	3.7	961
IW-116	14.79	355	21300	4/10/2014 3:59	11.267	30.02	3.058	0.59	11.35	0.35	3.7	960.5
IW-116	14.8	355.25	21315	4/10/2014 4:14	11.263	30.02	3.058	0.59	11.34	0.35	3.7	960.2
IW-116	14.81	355.5	21330	4/10/2014 4:29	11.261	30.02	3.058	0.59	11.34	0.35	3.7	959.7
IW-116	14.82	355.75	21345	4/10/2014 4:44	11.258	30.01	3.058	0.58	11.34	0.35	3.7	959.4
IW-116	14.83	356	21360	4/10/2014 4:59	11.253	30.01	3.088	0.58	11.34	0.35	3.7	958.9
IW-116	14.84	356.25	21375	4/10/2014 5:14	11.249	30.01	3.058	0.58	11.34	0.35	3.7	958.6
IW-116	14.85	356.5	21390	4/10/2014 5:29	11.245	30	3.088	0.58	11.33	0.35	3.7	957.5
IW-116	14.86	356.75	21405	4/10/2014 5:44	11.243	30	3.088	0.58	11.33	0.35	3.7	957.3
IW-116	14.87	357	21420	4/10/2014 5:59	11.24	30	3.058	0.57	11.33	0.35	3.7	956.5
IW-116	14.89	357.25	21435	4/10/2014 6:14	11.235	30	3.058	0.57	11.33	0.35	3.7	955.9
IW-116	14.9	357.5	21450	4/10/2014 6:29	11.233	29.99	3.058	0.57	11.32	0.35	3.7	955.1
IW-116	14.91	357.75	21465	4/10/2014 6:44	11.23	29.99	3.058	0.57	11.32	0.35	3.7	954.4
IW-116	14.92	358	21480	4/10/2014 6:59	11.229	29.99	3.058	0.57	11.32	0.35	3.7	954.1
IW-116	14.93	358.25	21495	4/10/2014 7:14	11.226	29.99	3.058	0.57	11.31	0.35	3.7	953.6
IW-116	14.94	358.5	21510	4/10/2014 7:29	11.225	29.99	3.058	0.56	11.31	0.35	3.7	952.8
IW-116	14.95	358.75	21525	4/10/2014 7:44	11.224	29.99	3.058	0.56	11.31	0.35	3.7	952.2
IW-116	14.96	359	21540	4/10/2014 7:59	11.226	29.99	3.058	0.56	11.3	0.35	3.7	952
IW-116	14.97	359.25	21555	4/10/2014 8:14	11.227	29.99	3.058	0.57	11.3	0.35	3.7	951.2
IW-116	14.98	359.5	21570	4/10/2014 8:29	11.234	29.99	3.088	0.57	11.3	0.35	3.7	950.7
IW-116	14.99	359.75	21585	4/10/2014 8:44	11.24	30	3.058	0.56	11.3	0.34	3.7	950.4
IW-116	15	360	21600	4/10/2014 8:59	11.248	30.01	3.088	0.56	11.29	0.35	3.7	949.9
IW-116	15.01	360.25	21615	4/10/2014 9:14	11.258	30.02	3.058	0.56	11.29	0.34	3.7	949.1
IW-116	15.02	360.5	21630	4/10/2014 9:29	11.268	30.03	3.088	0.56	11.29	0.34	3.6	949.4

IW-116
TROLL 9500 Water Quality Instrument - ISCO Monitoring Data Summary
March-April 2014
Whirlpool Corporation
Fort Smith, Arkansas

Well	Time - Elapsed (Days)	Time - Elapsed (Hours)	Time - Elapsed (Minutes)	Time - Time Stamp	Level/Depth TOC (ft)	Barometric (in Hg)	Battery (volts)	ORP (V)	pH	RDO (mg/L)	RDO (%Saturation)	Conductivity (µS Actual)
IW-116	15.03	360.75	21645	4/10/2014 9:44	11.279	30.03	3.058	0.56	11.29	0.34	3.6	948.8
IW-116	15.04	361	21660	4/10/2014 9:59	11.291	30.05	3.058	0.56	11.28	0.34	3.6	948.3
IW-116	15.05	361.25	21675	4/10/2014 10:14	11.304	30.06	3.058	0.55	11.28	0.34	3.6	947.8
IW-116	15.06	361.5	21690	4/10/2014 10:29	11.319	30.07	3.058	0.55	11.28	0.34	3.6	947.3
IW-116	15.07	361.75	21705	4/10/2014 10:44	11.334	30.08	3.058	0.55	11.28	0.34	3.6	947
IW-116	15.08	362	21720	4/10/2014 10:59	11.35	30.1	3.058	0.55	11.27	0.34	3.6	946.5
IW-116	15.09	362.25	21735	4/10/2014 11:14	11.366	30.11	3.058	0.55	11.27	0.34	3.6	946.2
IW-116	15.1	362.5	21750	4/10/2014 11:29	11.383	30.13	3.088	0.55	11.27	0.34	3.6	946
IW-116	15.11	362.75	21765	4/10/2014 11:44	11.401	30.14	3.088	0.55	11.27	0.34	3.6	946
IW-116	15.12	363	21780	4/10/2014 11:59	11.419	30.16	3.058	0.55	11.26	0.34	3.6	945.7
IW-116	15.14	363.25	21795	4/10/2014 12:14	11.437	30.17	3.058	0.55	11.26	0.34	3.6	945.7
IW-116	15.15	363.5	21810	4/10/2014 12:29	11.454	30.19	3.058	0.55	11.26	0.34	3.6	945.5
IW-116	15.16	363.75	21825	4/10/2014 12:44	11.472	30.21	3.088	0.55	11.26	0.34	3.6	945.5
IW-116	15.17	364	21840	4/10/2014 12:59	11.489	30.22	3.058	0.55	11.26	0.34	3.6	944.9
IW-116	15.18	364.25	21855	4/10/2014 13:14	11.506	30.24	3.088	0.55	11.26	0.34	3.6	944.9
IW-116	15.19	364.5	21870	4/10/2014 13:29	11.523	30.25	3.058	0.55	11.26	0.34	3.6	945.2
IW-116	15.2	364.75	21885	4/10/2014 13:44	11.54	30.27	3.058	0.55	11.25	0.34	3.6	944.9
IW-116	15.21	365	21900	4/10/2014 13:59	11.554	30.28	3.088	0.55	11.25	0.34	3.6	943.9
IW-116	15.22	365.25	21915	4/10/2014 14:14	11.569	30.29	3.058	0.55	11.24	0.34	3.6	943.4
IW-116	15.23	365.5	21930	4/10/2014 14:29	11.584	30.3	3.088	0.55	11.24	0.34	3.6	943.4
IW-116	15.24	365.75	21945	4/10/2014 14:44	11.598	30.32	3.058	0.55	11.24	0.34	3.5	943.9
IW-116	15.25	366	21960	4/10/2014 14:59	11.609	30.33	3.058	0.55	11.24	0.34	3.5	946
IW-116	15.26	366.25	21975	4/10/2014 15:14	11.621	30.34	3.088	0.55	11.24	0.34	3.5	945.7
IW-116	15.27	366.5	21990	4/10/2014 15:29	11.632	30.35	3.088	0.55	11.24	0.34	3.5	945.5
IW-116	15.28	366.75	22005	4/10/2014 15:44	11.641	30.35	3.088	0.55	11.24	0.34	3.5	945.5
IW-116	15.29	367	22020	4/10/2014 15:59	11.65	30.36	3.058	0.55	11.24	0.34	3.5	944.9
IW-116	15.3	367.25	22035	4/10/2014 16:14	11.658	30.37	3.058	0.55	11.24	0.34	3.5	944.4
IW-116	15.31	367.5	22050	4/10/2014 16:29	11.665	30.38	3.088	0.55	11.23	0.34	3.5	944.4
IW-116	15.32	367.75	22065	4/10/2014 16:44	11.671	30.38	3.058	0.55	11.23	0.34	3.5	943.9
IW-116	15.33	368	22080	4/10/2014 16:59	11.676	30.38	3.088	0.55	11.23	0.33	3.5	943.4
IW-116	15.34	368.25	22095	4/10/2014 17:14	11.68	30.39	3.088	0.55	11.22	0.34	3.5	942.9
IW-116	15.35	368.5	22110	4/10/2014 17:29	11.682	30.39	3.058	0.55	11.22	0.33	3.5	942.4
IW-116	15.36	368.75	22125	4/10/2014 17:44	11.684	30.39	3.088	0.55	11.22	0.34	3.5	941.6
IW-116	15.37	369	22140	4/10/2014 17:59	11.684	30.39	3.058	0.55	11.21	0.34	3.5	941.1
IW-116	15.39	369.25	22155	4/10/2014 18:14	11.682	30.39	3.088	0.55	11.21	0.33	3.5	940.3
IW-116	15.4	369.5	22170	4/10/2014 18:29	11.678	30.39	3.058	0.55	11.2	0.34	3.5	939.5
IW-116	15.41	369.75	22185	4/10/2014 18:44	11.672	30.38	3.058	0.55	11.2	0.34	3.5	938.5
IW-116	15.42	370	22200	4/10/2014 18:59	11.666	30.38	3.088	0.55	11.2	0.34	3.5	938
IW-116	15.43	370.25	22215	4/10/2014 19:14	11.658	30.37	3.058	0.55	11.19	0.34	3.5	937.5

IW-116
TROLL 9500 Water Quality Instrument - ISCO Monitoring Data Summary
March-April 2014
Whirlpool Corporation
Fort Smith, Arkansas

Well	Time - Elapsed (Days)	Time - Elapsed (Hours)	Time - Elapsed (Minutes)	Time - Time Stamp	Level/Depth TOC (ft)	Barometric (in Hg)	Battery (volts)	ORP (V)	pH	RDO (mg/L)	RDO (%Saturation)	Conductivity (µS Actual)
IW-116	15.44	370.5	22230	4/10/2014 19:29	11.65	30.36	3.058	0.55	11.19	0.34	3.5	937.2
IW-116	15.45	370.75	22245	4/10/2014 19:44	11.643	30.36	3.058	0.55	11.18	0.33	3.5	936.7
IW-116	15.46	371	22260	4/10/2014 19:59	11.634	30.35	3.058	0.55	11.18	0.34	3.5	936.2
IW-116	15.47	371.25	22275	4/10/2014 20:14	11.626	30.34	3.058	0.55	11.18	0.34	3.5	935.7
IW-116	15.48	371.5	22290	4/10/2014 20:29	11.619	30.34	3.088	0.55	11.17	0.33	3.5	934.9
IW-116	15.49	371.75	22305	4/10/2014 20:44	11.611	30.33	3.058	0.55	11.17	0.34	3.5	934.4
IW-116	15.5	372	22320	4/10/2014 20:59	11.603	30.32	3.058	0.55	11.16	0.34	3.5	933.9
IW-116	15.51	372.25	22335	4/10/2014 21:14	11.595	30.32	3.058	0.55	11.16	0.34	3.5	936.7
IW-116	15.52	372.5	22350	4/10/2014 21:29	11.589	30.31	3.058	0.55	11.15	0.34	3.5	934.7
IW-116	15.53	372.75	22365	4/10/2014 21:44	11.581	30.31	3.058	0.55	11.14	0.34	3.5	933.9
IW-116	15.54	373	22380	4/10/2014 21:59	11.574	30.3	3.058	0.55	11.14	0.34	3.5	933.7
IW-116	15.55	373.25	22395	4/10/2014 22:14	11.566	30.29	3.058	0.55	11.13	0.34	3.5	932.9
IW-116	15.56	373.5	22410	4/10/2014 22:29	11.558	30.29	3.088	0.55	11.13	0.34	3.5	932.2
IW-116	15.57	373.75	22425	4/10/2014 22:44	11.551	30.28	3.058	0.55	11.12	0.34	3.5	931.7
IW-116	15.58	374	22440	4/10/2014 22:59	11.544	30.27	3.058	0.56	11.12	0.34	3.5	931.2
IW-116	15.59	374.25	22455	4/10/2014 23:14	11.539	30.27	3.088	0.56	11.12	0.34	3.5	930.9
IW-116	15.6	374.5	22470	4/10/2014 23:29	11.534	30.27	3.088	0.56	11.11	0.34	3.5	930.4
IW-116	15.61	374.75	22485	4/10/2014 23:44	11.529	30.26	3.088	0.56	11.11	0.34	3.5	930.1
IW-116	15.62	375	22500	4/10/2014 23:59	11.524	30.26	3.058	0.56	11.11	0.34	3.5	929.6
IW-116	15.64	375.25	22515	4/11/2014 0:14	11.52	30.25	3.088	0.56	11.1	0.34	3.5	929.1
IW-116	15.65	375.5	22530	4/11/2014 0:29	11.517	30.25	3.058	0.56	11.1	0.34	3.5	928.9
IW-116	15.66	375.75	22545	4/11/2014 0:44	11.513	30.25	3.088	0.56	11.09	0.34	3.5	928.9
IW-116	15.67	376	22560	4/11/2014 0:59	11.508	30.24	3.058	0.56	11.09	0.34	3.5	928.6
IW-116	15.68	376.25	22575	4/11/2014 1:14	11.502	30.24	3.058	0.56	11.09	0.34	3.5	928.4
IW-116	15.69	376.5	22590	4/11/2014 1:29	11.496	30.23	3.058	0.56	11.08	0.34	3.5	928.1
IW-116	15.7	376.75	22605	4/11/2014 1:44	11.491	30.23	3.058	0.56	11.08	0.34	3.5	927.6
IW-116	15.71	377	22620	4/11/2014 1:59	11.486	30.22	3.088	0.56	11.08	0.34	3.5	927.6
IW-116	15.72	377.25	22635	4/11/2014 2:14	11.48	30.22	3.058	0.56	11.07	0.34	3.5	927.4
IW-116	15.73	377.5	22650	4/11/2014 2:29	10.875	29.69	3.058	0.56	11.07	0.34	3.6	927.1
IW-116	15.74	377.75	22665	4/11/2014 2:44	10.558	29.41	3.058	0.56	11.07	0.34	3.6	926.9
IW-116	15.75	378	22680	4/11/2014 2:59	10.562	29.41	3.058	0.56	11.06	0.34	3.6	926.6
IW-116	15.76	378.25	22695	4/11/2014 3:14	10.563	29.41	3.088	0.56	11.06	0.34	3.6	926.1
IW-116	15.77	378.5	22710	4/11/2014 3:29	10.561	29.41	3.088	0.56	11.05	0.34	3.7	925.9
IW-116	15.78	378.75	22725	4/11/2014 3:44	10.562	29.41	3.058	0.56	11.05	0.34	3.7	925.9
IW-116	15.79	379	22740	4/11/2014 3:59	10.563	29.41	3.088	0.56	11.05	0.34	3.7	925.7
IW-116	15.8	379.25	22755	4/11/2014 4:14	10.56	29.41	3.088	0.56	11.04	0.34	3.7	925.4
IW-116	15.81	379.5	22770	4/11/2014 4:29	10.559	29.41	3.088	0.56	11.04	0.34	3.7	925.4
IW-116	15.82	379.75	22785	4/11/2014 4:44	10.56	29.41	3.088	0.57	11.04	0.34	3.7	925.2
IW-116	15.83	380	22800	4/11/2014 4:59	10.564	29.41	3.058	0.57	11.03	0.34	3.7	924.9

IW-116
TROLL 9500 Water Quality Instrument - ISCO Monitoring Data Summary
March-April 2014
Whirlpool Corporation
Fort Smith, Arkansas

Well	Time - Elapsed (Days)	Time - Elapsed (Hours)	Time - Elapsed (Minutes)	Time - Time Stamp	Level/Depth TOC (ft)	Barometric (in Hg)	Battery (volts)	ORP (V)	pH	RDO (mg/L)	RDO (%Saturation)	Conductivity (µS Actual)
IW-116	15.84	380.25	22815	4/11/2014 5:14	10.569	29.42	3.058	0.57	11.03	0.34	3.7	924.4
IW-116	15.85	380.5	22830	4/11/2014 5:29	10.578	29.43	3.058	0.57	11.02	0.34	3.7	923.9
IW-116	15.86	380.75	22845	4/11/2014 5:44	10.587	29.43	3.088	0.57	11.01	0.34	3.7	923.4
IW-116	15.87	381	22860	4/11/2014 5:59	10.596	29.44	3.058	0.57	11.01	0.34	3.7	922.9
IW-116	15.89	381.25	22875	4/11/2014 6:14	10.603	29.45	3.058	0.57	11	0.34	3.7	922.7
IW-116	15.9	381.5	22890	4/11/2014 6:29	10.605	29.45	3.058	0.57	10.99	0.34	3.7	922.4
IW-116	15.91	381.75	22905	4/11/2014 6:44	10.611	29.46	3.058	0.57	10.99	0.34	3.7	922.2
IW-116	15.92	382	22920	4/11/2014 6:59	10.621	29.47	3.088	0.57	10.98	0.34	3.7	921.7
IW-116	15.93	382.25	22935	4/11/2014 7:14	10.627	29.47	3.058	0.57	10.98	0.34	3.7	921.4
IW-116	15.94	382.5	22950	4/11/2014 7:29	10.627	29.47	3.058	0.57	10.97	0.34	3.7	921.4
IW-116	15.95	382.75	22965	4/11/2014 7:44	10.636	29.48	3.058	0.57	10.96	0.34	3.7	921
IW-116	15.96	383	22980	4/11/2014 7:59	10.64	29.48	3.088	0.57	10.96	0.34	3.7	920.7
IW-116	15.97	383.25	22995	4/11/2014 8:14	10.645	29.49	3.058	0.57	10.95	0.34	3.7	920.7
IW-116	15.98	383.5	23010	4/11/2014 8:29	10.646	29.49	3.058	0.57	10.95	0.34	3.7	920.2
IW-116	15.99	383.75	23025	4/11/2014 8:44	10.653	29.5	3.058	0.58	10.94	0.34	3.7	920
IW-116	16	384	23040	4/11/2014 8:59	10.655	29.5	3.088	0.58	10.94	0.34	3.7	920
IW-116	16.01	384.25	23055	4/11/2014 9:14	10.661	29.5	3.088	0.58	10.93	0.34	3.7	919.7
IW-116	16.02	384.5	23070	4/11/2014 9:29	10.663	29.5	3.058	0.58	10.93	0.35	3.7	919.5
IW-116	16.03	384.75	23085	4/11/2014 9:44	10.669	29.51	3.088	0.58	10.92	0.35	3.7	919.2
IW-116	16.04	385	23100	4/11/2014 9:59	10.679	29.52	3.058	0.58	10.91	0.35	3.7	919
IW-116	16.05	385.25	23115	4/11/2014 10:14	10.685	29.53	3.058	0.58	10.9	0.35	3.7	918.7
IW-116	16.06	385.5	23130	4/11/2014 10:29	10.691	29.53	3.058	0.58	10.9	0.35	3.7	918.5
IW-116	16.07	385.75	23145	4/11/2014 10:44	10.696	29.53	3.058	0.58	10.89	0.35	3.7	918.3
IW-116	16.08	386	23160	4/11/2014 10:59	10.696	29.54	3.088	0.58	10.89	0.35	3.7	918.3
IW-116	16.09	386.25	23175	4/11/2014 11:14	10.696	29.54	3.058	0.58	10.88	0.35	3.8	918.3
IW-116	16.1	386.5	23190	4/11/2014 11:29	10.694	29.53	3.058	0.58	10.88	0.35	3.7	918.5
IW-116	16.11	386.75	23205	4/11/2014 11:44	10.684	29.52	3.088	0.58	10.88	0.35	3.8	918.7
IW-116	16.12	387	23220	4/11/2014 11:59	10.68	29.52	3.058	0.58	10.88	0.35	3.8	918.7
IW-116	16.14	387.25	23235	4/11/2014 12:14	10.672	29.51	3.058	0.58	10.88	0.35	3.8	918.7
IW-116	16.15	387.5	23250	4/11/2014 12:29	10.659	29.5	3.058	0.58	10.88	0.35	3.8	919
IW-116	16.16	387.75	23265	4/11/2014 12:44	10.653	29.5	3.058	0.58	10.87	0.35	3.8	919
IW-116	16.17	388	23280	4/11/2014 12:59	10.638	29.48	3.058	0.58	10.87	0.35	3.8	919.5
IW-116	16.18	388.25	23295	4/11/2014 13:14	10.637	29.48	3.088	0.59	10.87	0.35	3.8	919.2
IW-116	16.19	388.5	23310	4/11/2014 13:29	10.636	29.48	3.058	0.59	10.87	0.35	3.8	919
IW-116	16.2	388.75	23325	4/11/2014 13:44	10.622	29.47	3.058	0.59	10.87	0.35	3.8	919.5
IW-116	16.21	389	23340	4/11/2014 13:59	10.62	29.47	3.058	0.59	10.87	0.35	3.8	919.5
IW-116	16.22	389.25	23355	4/11/2014 14:14	10.615	29.46	3.058	0.59	10.86	0.35	3.8	919.5
IW-116	16.23	389.5	23370	4/11/2014 14:29	10.603	29.45	3.058	0.59	10.86	0.35	3.8	920
IW-116	16.24	389.75	23385	4/11/2014 14:44	10.6	29.45	3.058	0.59	10.86	0.35	3.8	919.7

IW-116
TROLL 9500 Water Quality Instrument - ISCO Monitoring Data Summary
March-April 2014
Whirlpool Corporation
Fort Smith, Arkansas

Well	Time - Elapsed (Days)	Time - Elapsed (Hours)	Time - Elapsed (Minutes)	Time - Time Stamp	Level/Depth TOC (ft)	Barometric (in Hg)	Battery (volts)	ORP (V)	pH	RDO (mg/L)	RDO (%Saturation)	Conductivity (µS Actual)
IW-116	16.25	390	23400	4/11/2014 14:59	10.594	29.44	3.058	0.59	10.86	0.35	3.8	919.7
IW-116	16.26	390.25	23415	4/11/2014 15:14	10.585	29.44	3.058	0.59	10.86	0.35	3.8	920
IW-116	16.27	390.5	23430	4/11/2014 15:29	10.581	29.43	3.058	0.59	10.85	0.35	3.8	920
IW-116	16.28	390.75	23445	4/11/2014 15:44	10.572	29.42	3.058	0.59	10.85	0.35	3.8	920
IW-116	16.29	391	23460	4/11/2014 15:59	10.569	29.42	3.058	0.59	10.84	0.35	3.8	919.7
IW-116	16.3	391.25	23475	4/11/2014 16:14	10.571	29.42	3.088	0.59	10.84	0.35	3.8	919.5
IW-116	16.31	391.5	23490	4/11/2014 16:29	10.572	29.43	3.058	0.59	10.83	0.36	3.8	919
IW-116	16.32	391.75	23505	4/11/2014 16:44	10.567	29.42	3.058	0.59	10.82	0.36	3.9	919
IW-116	16.33	392	23520	4/11/2014 16:59	10.567	29.42	3.058	0.59	10.82	0.36	3.9	918.7
IW-116	16.34	392.25	23535	4/11/2014 17:14	10.565	29.42	3.058	0.59	10.81	0.36	3.9	918.7
IW-116	16.35	392.5	23550	4/11/2014 17:29	10.569	29.42	3.058	0.59	10.8	0.36	3.9	918.5
IW-116	16.36	392.75	23565	4/11/2014 17:44	10.568	29.42	3.088	0.59	10.8	0.36	3.9	918.3
IW-116	16.37	393	23580	4/11/2014 17:59	10.568	29.42	3.058	0.6	10.79	0.36	3.9	918
IW-116	16.39	393.25	23595	4/11/2014 18:14	10.57	29.42	3.058	0.6	10.78	0.36	3.9	917.8
IW-116	16.4	393.5	23610	4/11/2014 18:29	10.573	29.43	3.058	0.6	10.78	0.36	3.9	917.8
IW-116	16.41	393.75	23625	4/11/2014 18:44	10.577	29.43	3.088	0.6	10.77	0.36	3.9	917.5
IW-116	16.42	394	23640	4/11/2014 18:59	10.579	29.43	3.088	0.6	10.76	0.36	3.9	917.3
IW-116	16.43	394.25	23655	4/11/2014 19:14	10.58	29.43	3.088	0.6	10.76	0.36	3.9	917.3
IW-116	16.44	394.5	23670	4/11/2014 19:29	10.577	29.43	3.058	0.6	10.75	0.36	3.9	917.3
IW-116	16.45	394.75	23685	4/11/2014 19:44	10.577	29.43	3.088	0.6	10.75	0.36	3.9	917
IW-116	16.46	395	23700	4/11/2014 19:59	10.577	29.43	3.058	0.6	10.74	0.37	4	917
IW-116	16.47	395.25	23715	4/11/2014 20:14	10.583	29.44	3.058	0.6	10.73	0.37	4	916.8
IW-116	16.48	395.5	23730	4/11/2014 20:29	10.581	29.44	3.058	0.6	10.73	0.37	4	916.5
IW-116	16.49	395.75	23745	4/11/2014 20:44	10.581	29.44	3.058	0.6	10.72	0.37	4	916.5
IW-116	16.5	396	23760	4/11/2014 20:59	10.586	29.44	3.029	0.6	10.71	0.37	4	916.3
IW-116	16.51	396.25	23775	4/11/2014 21:14	10.595	29.45	3.088	0.6	10.7	0.37	4	915.8
IW-116	16.52	396.5	23790	4/11/2014 21:29	10.602	29.46	3.088	0.61	10.69	0.37	4	915.6
IW-116	16.53	396.75	23805	4/11/2014 21:44	10.605	29.46	3.088	0.61	10.68	0.37	4	915.3
IW-116	16.54	397	23820	4/11/2014 21:59	10.607	29.46	3.058	0.61	10.68	0.37	4	915.3
IW-116	16.55	397.25	23835	4/11/2014 22:14	10.604	29.46	3.058	0.61	10.67	0.37	4	915.6
IW-116	16.56	397.5	23850	4/11/2014 22:29	10.595	29.45	3.058	0.61	10.67	0.37	4	915.6
IW-116	16.57	397.75	23865	4/11/2014 22:44	10.59	29.45	3.088	0.61	10.67	0.37	4	915.8
IW-116	16.58	398	23880	4/11/2014 22:59	10.585	29.44	3.058	0.61	10.67	0.37	4	915.8
IW-116	16.59	398.25	23895	4/11/2014 23:14	10.58	29.44	3.058	0.61	10.66	0.37	4	915.8
IW-116	16.6	398.5	23910	4/11/2014 23:29	10.578	29.43	3.058	0.61	10.66	0.37	4	915.6
IW-116	16.61	398.75	23925	4/11/2014 23:44	10.577	29.43	3.058	0.61	10.65	0.37	4	915.6
IW-116	16.62	399	23940	4/11/2014 23:59	10.576	29.43	3.058	0.61	10.65	0.38	4.1	915.6
IW-116	16.64	399.25	23955	4/12/2014 0:14	10.573	29.43	3.058	0.61	10.64	0.38	4.1	915.3
IW-116	16.65	399.5	23970	4/12/2014 0:29	10.577	29.43	3.058	0.61	10.63	0.38	4.1	915.3

IW-116
TROLL 9500 Water Quality Instrument - ISCO Monitoring Data Summary
March-April 2014
Whirlpool Corporation
Fort Smith, Arkansas

Well	Time - Elapsed (Days)	Time - Elapsed (Hours)	Time - Elapsed (Minutes)	Time - Time Stamp	Level/Depth TOC (ft)	Barometric (in Hg)	Battery (volts)	ORP (V)	pH	RDO (mg/L)	RDO (%Saturation)	Conductivity (µS Actual)
IW-116	16.66	399.75	23985	4/12/2014 0:44	10.572	29.43	3.058	0.61	10.63	0.38	4.1	915.3
IW-116	16.67	400	24000	4/12/2014 0:59	10.572	29.43	3.058	0.61	10.62	0.38	4.1	915.3
IW-116	16.68	400.25	24015	4/12/2014 1:14	10.569	29.43	3.058	0.62	10.62	0.38	4.1	915.6
IW-116	16.69	400.5	24030	4/12/2014 1:29	10.567	29.42	3.058	0.62	10.61	0.38	4.1	915.3
IW-116	16.7	400.75	24045	4/12/2014 1:44	10.563	29.42	3.088	0.62	10.61	0.38	4.1	915.3
IW-116	16.71	401	24060	4/12/2014 1:59	10.56	29.42	3.088	0.62	10.61	0.38	4.1	915.1
IW-116	16.72	401.25	24075	4/12/2014 2:14	10.555	29.41	3.058	0.62	10.6	0.38	4.1	915.3
IW-116	16.73	401.5	24090	4/12/2014 2:29	10.55	29.41	3.058	0.62	10.6	0.38	4.1	915.3
IW-116	16.74	401.75	24105	4/12/2014 2:44	10.545	29.41	3.058	0.62	10.6	0.38	4.1	915.3
IW-116	16.75	402	24120	4/12/2014 2:59	10.541	29.4	3.058	0.62	10.59	0.38	4.1	915.3
IW-116	16.76	402.25	24135	4/12/2014 3:14	10.54	29.4	3.058	0.62	10.59	0.38	4.1	915.3
IW-116	16.77	402.5	24150	4/12/2014 3:29	10.538	29.4	3.058	0.62	10.58	0.38	4.2	915.3
IW-116	16.78	402.75	24165	4/12/2014 3:44	10.54	29.4	3.058	0.62	10.57	0.38	4.2	915.1
IW-116	16.79	403	24180	4/12/2014 3:59	10.539	29.4	3.058	0.62	10.57	0.38	4.2	915.1
IW-116	16.8	403.25	24195	4/12/2014 4:14	10.537	29.4	3.058	0.62	10.56	0.39	4.2	915.1
IW-116	16.81	403.5	24210	4/12/2014 4:29	10.537	29.4	3.088	0.62	10.55	0.39	4.2	915.1
IW-116	16.82	403.75	24225	4/12/2014 4:44	10.536	29.4	3.088	0.62	10.55	0.39	4.2	914.8
IW-116	16.83	404	24240	4/12/2014 4:59	10.536	29.4	3.088	0.63	10.54	0.39	4.2	914.8
IW-116	16.84	404.25	24255	4/12/2014 5:14	10.536	29.4	3.058	0.63	10.53	0.39	4.2	914.6
IW-116	16.85	404.5	24270	4/12/2014 5:29	10.535	29.4	3.058	0.63	10.53	0.39	4.2	914.6
IW-116	16.86	404.75	24285	4/12/2014 5:44	10.539	29.4	3.058	0.63	10.52	0.39	4.2	914.6
IW-116	16.87	405	24300	4/12/2014 5:59	10.542	29.4	3.058	0.63	10.51	0.39	4.2	914.4
IW-116	16.89	405.25	24315	4/12/2014 6:14	10.54	29.4	3.088	0.63	10.5	0.39	4.2	914.4
IW-116	16.9	405.5	24330	4/12/2014 6:29	10.543	29.41	3.088	0.63	10.5	0.39	4.2	914.4
IW-116	16.91	405.75	24345	4/12/2014 6:44	10.544	29.41	3.058	0.63	10.49	0.39	4.3	914.1
IW-116	16.92	406	24360	4/12/2014 6:59	10.547	29.41	3.058	0.63	10.48	0.39	4.3	913.9
IW-116	16.93	406.25	24375	4/12/2014 7:14	10.547	29.41	3.088	0.63	10.47	0.39	4.3	913.9
IW-116	16.94	406.5	24390	4/12/2014 7:29	10.55	29.41	3.058	0.63	10.47	0.39	4.3	913.9
IW-116	16.95	406.75	24405	4/12/2014 7:44	10.557	29.42	3.058	0.64	10.45	0.4	4.3	913.6
IW-116	16.96	407	24420	4/12/2014 7:59	10.558	29.42	3.058	0.64	10.45	0.4	4.3	913.4
IW-116	16.97	407.25	24435	4/12/2014 8:14	10.56	29.42	3.058	0.64	10.44	0.4	4.3	913.4
IW-116	16.98	407.5	24450	4/12/2014 8:29	10.562	29.42	3.058	0.64	10.43	0.4	4.3	913.4
IW-116	16.99	407.75	24465	4/12/2014 8:44	10.564	29.43	3.058	0.64	10.42	0.4	4.3	913.1
IW-116	17	408	24480	4/12/2014 8:59	10.565	29.43	3.088	0.64	10.41	0.4	4.3	913.1
IW-116	17.01	408.25	24495	4/12/2014 9:14	10.562	29.42	3.058	0.64	10.41	0.4	4.3	913.1
IW-116	17.02	408.5	24510	4/12/2014 9:29	10.567	29.43	3.088	0.64	10.4	0.4	4.3	912.9
IW-116	17.03	408.75	24525	4/12/2014 9:44	10.571	29.43	3.088	0.64	10.39	0.4	4.3	912.7
IW-116	17.04	409	24540	4/12/2014 9:59	10.567	29.43	3.058	0.64	10.39	0.4	4.3	912.9
IW-116	17.05	409.25	24555	4/12/2014 10:14	10.563	29.42	3.058	0.64	10.38	0.4	4.3	912.9

IW-116
TROLL 9500 Water Quality Instrument - ISCO Monitoring Data Summary
March-April 2014
Whirlpool Corporation
Fort Smith, Arkansas

Well	Time - Elapsed (Days)	Time - Elapsed (Hours)	Time - Elapsed (Minutes)	Time - Time Stamp	Level/Depth TOC (ft)	Barometric (in Hg)	Battery (volts)	ORP (V)	pH	RDO (mg/L)	RDO (%Saturation)	Conductivity (µS Actual)
IW-116	17.06	409.5	24570	4/12/2014 10:29	10.562	29.42	3.058	0.65	10.38	0.4	4.3	912.9
IW-116	17.07	409.75	24585	4/12/2014 10:44	10.56	29.42	3.088	0.65	10.37	0.4	4.3	912.7
IW-116	17.08	410	24600	4/12/2014 10:59	10.56	29.42	3.058	0.65	10.36	0.4	4.4	912.7
IW-116	17.09	410.25	24615	4/12/2014 11:14	10.564	29.43	3.058	0.65	10.35	0.4	4.4	912.7
IW-116	17.1	410.5	24630	4/12/2014 11:29	10.56	29.42	3.058	0.65	10.35	0.4	4.4	912.7
IW-116	17.11	410.75	24645	4/12/2014 11:44	10.56	29.42	3.029	0.65	10.34	0.4	4.4	912.7
IW-116	17.12	411	24660	4/12/2014 11:59	10.549	29.41	3.088	0.65	10.34	0.4	4.4	912.7
IW-116	17.14	411.25	24675	4/12/2014 12:14	10.536	29.4	3.058	0.65	10.35	0.4	4.4	912.9
IW-116	17.15	411.5	24690	4/12/2014 12:29	10.524	29.39	3.058	0.65	10.34	0.4	4.4	913.1
IW-116	17.16	411.75	24705	4/12/2014 12:44	10.514	29.38	3.058	0.65	10.34	0.4	4.4	913.1
IW-116	17.17	412	24720	4/12/2014 12:59	10.508	29.38	3.088	0.65	10.34	0.4	4.4	913.1
IW-116	17.18	412.25	24735	4/12/2014 13:14	10.498	29.37	3.058	0.65	10.34	0.41	4.4	913.1
IW-116	17.19	412.5	24750	4/12/2014 13:29	10.487	29.36	3.058	0.65	10.34	0.41	4.4	913.4
IW-116	17.2	412.75	24765	4/12/2014 13:44	10.477	29.35	3.058	0.65	10.34	0.41	4.4	913.4
IW-116	17.21	413	24780	4/12/2014 13:59	10.467	29.34	3.058	0.65	10.34	0.41	4.4	913.6
IW-116	17.22	413.25	24795	4/12/2014 14:14	10.456	29.33	3.088	0.65	10.34	0.41	4.4	913.6
IW-116	17.23	413.5	24810	4/12/2014 14:29	10.449	29.32	3.058	0.65	10.33	0.41	4.4	913.6
IW-116	17.24	413.75	24825	4/12/2014 14:44	10.44	29.31	3.088	0.66	10.33	0.41	4.4	913.9
IW-116	17.25	414	24840	4/12/2014 14:59	10.431	29.31	3.088	0.66	10.33	0.41	4.4	913.9
IW-116	17.26	414.25	24855	4/12/2014 15:14	10.421	29.3	3.058	0.66	10.33	0.41	4.4	914.1
IW-116	17.27	414.5	24870	4/12/2014 15:29	10.415	29.29	3.058	0.66	10.32	0.41	4.4	913.9
IW-116	17.28	414.75	24885	4/12/2014 15:44	10.409	29.29	3.058	0.66	10.32	0.41	4.4	913.9
IW-116	17.29	415	24900	4/12/2014 15:59	10.396	29.27	3.058	0.66	10.32	0.41	4.4	914.1
IW-116	17.3	415.25	24915	4/12/2014 16:14	10.388	29.27	3.058	0.66	10.31	0.41	4.5	913.6
IW-116	17.31	415.5	24930	4/12/2014 16:29	10.373	29.25	3.088	0.66	10.3	0.41	4.5	913.9
IW-116	17.32	415.75	24945	4/12/2014 16:44	10.367	29.25	3.029	0.66	10.29	0.41	4.5	913.6
IW-116	17.33	416	24960	4/12/2014 16:59	10.365	29.25	3.029	0.66	10.29	0.41	4.5	913.9
IW-116	17.34	416.25	24975	4/12/2014 17:14	10.36	29.24	3.058	0.66	10.28	0.41	4.5	913.9
IW-116	17.35	416.5	24990	4/12/2014 17:29	10.358	29.24	3.088	0.66	10.28	0.41	4.5	913.9
IW-116	17.36	416.75	25005	4/12/2014 17:44	10.358	29.24	3.058	0.66	10.28	0.41	4.5	913.6
IW-116	17.37	417	25020	4/12/2014 17:59	10.355	29.24	3.058	0.66	10.27	0.41	4.5	913.6
IW-116	17.39	417.25	25035	4/12/2014 18:14	10.357	29.24	3.058	0.67	10.26	0.41	4.5	913.6
IW-116	17.4	417.5	25050	4/12/2014 18:29	10.356	29.24	3.088	0.67	10.26	0.41	4.5	913.6
IW-116	17.41	417.75	25065	4/12/2014 18:44	10.359	29.24	3.058	0.67	10.25	0.41	4.5	913.6
IW-116	17.42	418	25080	4/12/2014 18:59	10.364	29.25	3.058	0.67	10.24	0.41	4.5	913.4
IW-116	17.43	418.25	25095	4/12/2014 19:14	10.361	29.24	3.058	0.67	10.24	0.41	4.5	913.4
IW-116	17.44	418.5	25110	4/12/2014 19:29	10.361	29.24	3.058	0.67	10.23	0.41	4.5	913.4
IW-116	17.45	418.75	25125	4/12/2014 19:44	10.367	29.25	3.088	0.67	10.22	0.42	4.5	913.1
IW-116	17.46	419	25140	4/12/2014 19:59	10.373	29.25	3.029	0.67	10.21	0.42	4.5	913.1

IW-116
TROLL 9500 Water Quality Instrument - ISCO Monitoring Data Summary
March-April 2014
Whirlpool Corporation
Fort Smith, Arkansas

Well	Time - Elapsed (Days)	Time - Elapsed (Hours)	Time - Elapsed (Minutes)	Time - Time Stamp	Level/Depth TOC (ft)	Barometric (in Hg)	Battery (volts)	ORP (V)	pH	RDO (mg/L)	RDO (%Saturation)	Conductivity (µS Actual)
IW-116	17.47	419.25	25155	4/12/2014 20:14	10.381	29.26	3.058	0.67	10.19	0.42	4.5	912.9
IW-116	17.48	419.5	25170	4/12/2014 20:29	10.387	29.27	3.058	0.67	10.18	0.42	4.5	912.7
IW-116	17.49	419.75	25185	4/12/2014 20:44	10.396	29.27	3.088	0.67	10.17	0.42	4.5	912.4
IW-116	17.5	420	25200	4/12/2014 20:59	10.399	29.28	3.088	0.67	10.16	0.42	4.5	912.4
IW-116	17.51	420.25	25215	4/12/2014 21:14	10.405	29.28	3.058	0.68	10.15	0.42	4.6	912.2
IW-116	17.52	420.5	25230	4/12/2014 21:29	10.405	29.28	3.029	0.68	10.14	0.42	4.6	912.2
IW-116	17.53	420.75	25245	4/12/2014 21:44	10.402	29.28	3.058	0.68	10.14	0.42	4.6	912.9
IW-116	17.54	421	25260	4/12/2014 21:59	10.396	29.28	3.058	0.68	10.14	0.42	4.6	912.7
IW-116	17.55	421.25	25275	4/12/2014 22:14	10.391	29.27	3.088	0.68	10.14	0.42	4.6	912.7
IW-116	17.56	421.5	25290	4/12/2014 22:29	10.391	29.27	3.058	0.68	10.13	0.42	4.6	912.7
IW-116	17.57	421.75	25305	4/12/2014 22:44	10.389	29.27	3.088	0.68	10.13	0.42	4.6	912.7
IW-116	17.58	422	25320	4/12/2014 22:59	10.382	29.26	3.058	0.68	10.13	0.42	4.6	912.9
IW-116	17.59	422.25	25335	4/12/2014 23:14	10.376	29.26	3.058	0.68	10.12	0.42	4.6	912.9
IW-116	17.6	422.5	25350	4/12/2014 23:29	10.37	29.25	3.058	0.68	10.12	0.42	4.6	912.9
IW-116	17.61	422.75	25365	4/12/2014 23:44	10.361	29.24	3.058	0.68	10.12	0.42	4.6	912.9
IW-116	17.62	423	25380	4/12/2014 23:59	10.358	29.24	3.058	0.68	10.12	0.42	4.6	912.7
IW-116	17.64	423.25	25395	4/13/2014 0:14	10.359	29.24	3.058	0.68	10.11	0.42	4.6	912.9
IW-116	17.65	423.5	25410	4/13/2014 0:29	10.364	29.25	3.058	0.68	10.09	0.42	4.6	912.7
IW-116	17.66	423.75	25425	4/13/2014 0:44	10.364	29.25	3.088	0.68	10.08	0.42	4.6	912.4
IW-116	17.67	424	25440	4/13/2014 0:59	10.363	29.24	3.029	0.69	10.08	0.42	4.6	912.4
IW-116	17.68	424.25	25455	4/13/2014 1:14	10.359	29.24	3.088	0.69	10.07	0.42	4.6	912.4
IW-116	17.69	424.5	25470	4/13/2014 1:29	10.353	29.24	3.088	0.69	10.07	0.42	4.6	912.7
IW-116	17.7	424.75	25485	4/13/2014 1:44	10.35	29.23	3.058	0.69	10.06	0.42	4.6	912.4
IW-116	17.71	425	25500	4/13/2014 1:59	10.346	29.23	3.058	0.69	10.06	0.42	4.6	912.4
IW-116	17.72	425.25	25515	4/13/2014 2:14	10.35	29.23	3.058	0.69	10.05	0.42	4.6	912.4
IW-116	17.73	425.5	25530	4/13/2014 2:29	10.351	29.23	3.058	0.69	10.04	0.42	4.6	912.2
IW-116	17.74	425.75	25545	4/13/2014 2:44	10.353	29.24	3.029	0.69	10.03	0.42	4.6	912.2
IW-116	17.75	426	25560	4/13/2014 2:59	10.346	29.23	3.058	0.69	10.02	0.42	4.6	912.4
IW-116	17.76	426.25	25575	4/13/2014 3:14	10.345	29.23	3.058	0.69	10.02	0.42	4.6	912.2
IW-116	17.77	426.5	25590	4/13/2014 3:29	10.343	29.23	3.058	0.69	10.01	0.42	4.6	912.2
IW-116	17.78	426.75	25605	4/13/2014 3:44	10.343	29.23	3.058	0.69	10	0.42	4.6	911.9
IW-116	17.79	427	25620	4/13/2014 3:59	10.339	29.22	3.058	0.69	10	0.42	4.6	912.2
IW-116	17.8	427.25	25635	4/13/2014 4:14	10.337	29.22	3.058	0.69	9.99	0.42	4.6	912.2
IW-116	17.81	427.5	25650	4/13/2014 4:29	10.33	29.22	3.029	0.69	9.99	0.42	4.6	912.2
IW-116	17.82	427.75	25665	4/13/2014 4:44	10.326	29.21	3.058	0.69	9.99	0.42	4.6	912.2
IW-116	17.83	428	25680	4/13/2014 4:59	10.331	29.22	3.058	0.69	9.98	0.42	4.6	911.9
IW-116	17.84	428.25	25695	4/13/2014 5:14	10.335	29.22	3.058	0.69	9.97	0.43	4.6	911.9
IW-116	17.85	428.5	25710	4/13/2014 5:29	10.342	29.23	3.029	0.7	9.95	0.43	4.6	911.9
IW-116	17.86	428.75	25725	4/13/2014 5:44	10.332	29.22	3.058	0.7	9.95	0.43	4.6	911.9

IW-116
TROLL 9500 Water Quality Instrument - ISCO Monitoring Data Summary
March-April 2014
Whirlpool Corporation
Fort Smith, Arkansas

Well	Time - Elapsed (Days)	Time - Elapsed (Hours)	Time - Elapsed (Minutes)	Time - Time Stamp	Level/Depth TOC (ft)	Barometric (in Hg)	Battery (volts)	ORP (V)	pH	RDO (mg/L)	RDO (%Saturation)	Conductivity (µS Actual)
IW-116	17.87	429	25740	4/13/2014 5:59	10.328	29.22	3.058	0.7	9.95	0.43	4.6	911.9
IW-116	17.89	429.25	25755	4/13/2014 6:14	10.336	29.22	3.029	0.7	9.93	0.43	4.6	911.7
IW-116	17.9	429.5	25770	4/13/2014 6:29	10.332	29.22	3.058	0.7	9.93	0.43	4.6	911.7
IW-116	17.91	429.75	25785	4/13/2014 6:44	10.332	29.22	3.088	0.7	9.93	0.43	4.6	911.7
IW-116	17.92	430	25800	4/13/2014 6:59	10.341	29.23	3.029	0.7	9.91	0.43	4.6	911.7
IW-116	17.93	430.25	25815	4/13/2014 7:14	10.345	29.23	3.058	0.7	9.9	0.43	4.6	911.4
IW-116	17.94	430.5	25830	4/13/2014 7:29	10.349	29.23	3.088	0.7	9.89	0.65	7.1	911.2
IW-116	17.95	430.75	25845	4/13/2014 7:44	10.352	29.24	3.058	0.7	9.88	1.2	13	911.4
IW-116	17.96	431	25860	4/13/2014 7:59	10.355	29.24	3.029	0.7	9.87	1.59	17.3	911.2
IW-116	17.97	431.25	25875	4/13/2014 8:14	10.36	29.24	3.058	0.7	9.86	1.8	19.6	911.2
IW-116	17.98	431.5	25890	4/13/2014 8:29	10.37	29.25	3.058	0.71	9.85	1.9	20.7	911
IW-116	17.99	431.75	25905	4/13/2014 8:44	10.367	29.25	3.058	0.71	9.84	2.04	22.2	911
IW-116	18	432	25920	4/13/2014 8:59	10.362	29.25	3.058	0.71	9.84	2.15	23.4	911
IW-116	18.01	432.25	25935	4/13/2014 9:14	10.35	29.24	3.058	0.71	9.84	2.28	24.8	911.2
IW-116	18.02	432.5	25950	4/13/2014 9:29	10.361	29.25	3.029	0.71	9.83	2.31	25.2	911
IW-116	18.03	432.75	25965	4/13/2014 9:44	10.367	29.25	3.088	0.71	9.82	2.25	24.5	911
IW-116	18.04	433	25980	4/13/2014 9:59	10.335	29.22	3.058	0.71	9.84	2.38	26	911.4
IW-116	18.05	433.25	25995	4/13/2014 10:14	10.335	29.22	3.058	0.71	9.83	2.46	26.8	911.4
IW-116	18.06	433.5	26010	4/13/2014 10:29	10.369	29.25	3.058	0.71	9.8	2.29	24.9	911
IW-116	18.07	433.75	26025	4/13/2014 10:44	10.39	29.27	3.058	0.71	9.78	2.16	23.5	910.5
IW-116	18.08	434	26040	4/13/2014 10:59	10.362	29.25	3.058	0.71	9.79	2.25	24.5	911
IW-116	18.09	434.25	26055	4/13/2014 11:14	10.33	29.22	3.029	0.71	9.81	2.45	26.7	911.4
IW-116	18.1	434.5	26070	4/13/2014 11:29	10.307	29.2	3.058	0.71	9.82	2.53	27.6	911.7
IW-116	18.11	434.75	26085	4/13/2014 11:44	10.296	29.19	3.058	0.71	9.82	2.53	27.6	911.9
IW-116	18.12	435	26100	4/13/2014 11:59	10.289	29.18	3.058	0.71	9.82	2.49	27.2	911.9
IW-116	18.14	435.25	26115	4/13/2014 12:14	10.302	29.19	3.058	0.71	9.81	2.35	25.7	911.7
IW-116	18.15	435.5	26130	4/13/2014 12:29	10.309	29.2	3.058	0.71	9.79	2.27	24.7	911.4
IW-116	18.16	435.75	26145	4/13/2014 12:44	10.322	29.21	3.029	0.71	9.77	2.18	23.8	911.2
IW-116	18.17	436	26160	4/13/2014 12:59	10.314	29.2	3.058	0.71	9.77	2.18	23.8	911.4
IW-116	18.18	436.25	26175	4/13/2014 13:14	10.31	29.2	3.058	0.71	9.77	2.21	24.1	911.2
IW-116	18.19	436.5	26190	4/13/2014 13:29	10.299	29.19	3.058	0.71	9.77	2.22	24.2	911.4
IW-116	18.2	436.75	26205	4/13/2014 13:44	10.278	29.17	3.058	0.71	9.78	2.23	24.4	911.7
IW-116	18.21	437	26220	4/13/2014 13:59	10.259	29.15	3.058	0.71	9.79	2.29	25	911.9
IW-116	18.22	437.25	26235	4/13/2014 14:14	10.265	29.16	3.058	0.71	9.77	2.23	24.4	911.9
IW-116	18.23	437.5	26250	4/13/2014 14:29	10.277	29.17	3.058	0.71	9.76	2.12	23.1	911.7
IW-116	18.24	437.75	26265	4/13/2014 14:44	10.27	29.16	3.088	0.71	9.75	2.07	22.6	911.7
IW-116	18.25	438	26280	4/13/2014 14:59	10.245	29.14	3.058	0.71	9.77	2.13	23.3	911.9
IW-116	18.26	438.25	26295	4/13/2014 15:14	10.196	29.1	3.058	0.71	9.8	2.21	24.2	912.9
IW-116	18.27	438.5	26310	4/13/2014 15:29	10.186	29.09	3.058	0.71	9.8	2.25	24.6	912.9

IW-116
TROLL 9500 Water Quality Instrument - ISCO Monitoring Data Summary
March-April 2014
Whirlpool Corporation
Fort Smith, Arkansas

Well	Time - Elapsed (Days)	Time - Elapsed (Hours)	Time - Elapsed (Minutes)	Time - Time Stamp	Level/Depth TOC (ft)	Barometric (in Hg)	Battery (volts)	ORP (V)	pH	RDO (mg/L)	RDO (%Saturation)	Conductivity (µS Actual)
IW-116	18.28	438.75	26325	4/13/2014 15:44	10.145	29.05	3.058	0.71	9.82	2.23	24.4	913.4
IW-116	18.29	439	26340	4/13/2014 15:59	10.156	29.06	3.058	0.71	9.81	2.17	23.7	913.1
IW-116	18.3	439.25	26355	4/13/2014 16:14	10.178	29.08	3.029	0.71	9.78	2.03	22.2	912.7
IW-116	18.31	439.5	26370	4/13/2014 16:29	10.171	29.07	3.058	0.71	9.78	1.95	21.4	912.7
IW-116	18.32	439.75	26385	4/13/2014 16:44	10.163	29.07	3.088	0.71	9.78	1.94	21.3	912.9
IW-116	18.33	440	26400	4/13/2014 16:59	10.148	29.05	3.088	0.71	9.78	1.94	21.3	913.1
IW-116	18.34	440.25	26415	4/13/2014 17:14	10.143	29.05	3.058	0.72	9.78	1.93	21.2	913.1
IW-116	18.35	440.5	26430	4/13/2014 17:29	10.135	29.04	3.058	0.72	9.78	1.91	20.9	913.1
IW-116	18.36	440.75	26445	4/13/2014 17:44	10.136	29.04	3.058	0.72	9.77	1.86	20.4	912.9
IW-116	18.37	441	26460	4/13/2014 17:59	10.14	29.04	3.088	0.72	9.76	1.81	19.9	912.9
IW-116	18.39	441.25	26475	4/13/2014 18:14	10.14	29.05	3.029	0.72	9.75	1.78	19.5	912.7
IW-116	18.4	441.5	26490	4/13/2014 18:29	10.146	29.05	3.088	0.72	9.74	1.74	19.1	912.7
IW-116	18.41	441.75	26505	4/13/2014 18:44	10.143	29.05	3.058	0.72	9.73	1.72	18.9	912.7
IW-116	18.42	442	26520	4/13/2014 18:59	10.153	29.06	3.058	0.72	9.72	1.69	18.5	912.4
IW-116	18.43	442.25	26535	4/13/2014 19:14	10.154	29.06	3.058	0.72	9.71	1.67	18.3	912.4
IW-116	18.44	442.5	26550	4/13/2014 19:29	10.146	29.05	3.058	0.72	9.71	1.65	18.1	912.7
IW-116	18.45	442.75	26565	4/13/2014 19:44	10.136	29.04	3.088	0.72	9.71	1.66	18.2	912.7
IW-116	18.46	443	26580	4/13/2014 19:59	10.139	29.04	3.058	0.72	9.69	1.62	17.7	912.4
IW-116	18.47	443.25	26595	4/13/2014 20:14	10.164	29.07	3.029	0.72	9.67	1.56	17.1	911.9
IW-116	18.48	443.5	26610	4/13/2014 20:29	10.272	29.16	3.029	0.73	9.57	1.35	14.7	910.5
IW-116	18.49	443.75	26625	4/13/2014 20:44	10.297	29.19	3.029	0.73	9.54	1.31	14.3	910.2
IW-116	18.5	444	26640	4/13/2014 20:59	10.305	29.19	3.058	0.73	9.54	1.37	14.9	910.2
IW-116	18.51	444.25	26655	4/13/2014 21:14	10.313	29.2	3.088	0.73	9.54	1.42	15.5	910.2
IW-116	18.52	444.5	26670	4/13/2014 21:29	10.322	29.21	3.029	0.73	9.54	1.44	15.7	910.5
IW-116	18.53	444.75	26685	4/13/2014 21:44	10.321	29.21	3.058	0.73	9.54	1.45	15.8	910.5
IW-116	18.54	445	26700	4/13/2014 21:59	10.321	29.21	3.029	0.73	9.54	1.45	15.8	910.5
IW-116	18.55	445.25	26715	4/13/2014 22:14	10.333	29.22	3.058	0.73	9.53	1.42	15.5	910.5
IW-116	18.56	445.5	26730	4/13/2014 22:29	10.352	29.24	3.058	0.73	9.51	1.38	15	910.2
IW-116	18.57	445.75	26745	4/13/2014 22:44	10.366	29.25	3.088	0.73	9.49	1.35	14.7	910.2
IW-116	18.58	446	26760	4/13/2014 22:59	10.378	29.26	3.029	0.73	9.48	1.33	14.5	910
IW-116	18.59	446.25	26775	4/13/2014 23:14	10.391	29.27	3.058	0.73	9.46	1.31	14.2	910
IW-116	18.6	446.5	26790	4/13/2014 23:29	10.402	29.28	3.088	0.73	9.45	1.29	14.1	909.8
IW-116	18.61	446.75	26805	4/13/2014 23:44	10.413	29.29	3.058	0.73	9.43	1.28	13.9	909.5
IW-116	18.62	447	26820	4/13/2014 23:59	10.426	29.3	3.058	0.73	9.42	1.26	13.7	909.5
IW-116	18.64	447.25	26835	4/14/2014 0:14	10.437	29.31	3.058	0.74	9.4	1.25	13.5	909.3
IW-116	18.65	447.5	26850	4/14/2014 0:29	10.448	29.32	3.029	0.74	9.39	1.23	13.4	909.3
IW-116	18.66	447.75	26865	4/14/2014 0:44	10.463	29.34	3.088	0.74	9.37	1.22	13.2	909.3
IW-116	18.67	448	26880	4/14/2014 0:59	10.477	29.35	3.058	0.74	9.35	1.2	13	909
IW-116	18.68	448.25	26895	4/14/2014 1:14	10.488	29.36	3.058	0.74	9.34	1.18	12.8	908.8

IW-116
TROLL 9500 Water Quality Instrument - ISCO Monitoring Data Summary
March-April 2014
Whirlpool Corporation
Fort Smith, Arkansas

Well	Time - Elapsed (Days)	Time - Elapsed (Hours)	Time - Elapsed (Minutes)	Time - Time Stamp	Level/Depth TOC (ft)	Barometric (in Hg)	Battery (volts)	ORP (V)	pH	RDO (mg/L)	RDO (%Saturation)	Conductivity (µS Actual)
IW-116	18.69	448.5	26910	4/14/2014 1:29	10.496	29.37	3.058	0.74	9.33	1.18	12.8	909
IW-116	18.7	448.75	26925	4/14/2014 1:44	10.507	29.38	3.029	0.74	9.32	1.17	12.6	908.8
IW-116	18.71	449	26940	4/14/2014 1:59	10.518	29.39	3.088	0.74	9.31	1.15	12.5	908.8
IW-116	18.72	449.25	26955	4/14/2014 2:14	10.528	29.4	3.029	0.74	9.29	1.14	12.3	908.8
IW-116	18.73	449.5	26970	4/14/2014 2:29	10.536	29.4	3.088	0.74	9.28	1.13	12.2	908.8
IW-116	18.74	449.75	26985	4/14/2014 2:44	10.53	29.4	3.029	0.74	9.28	1.12	12.2	908.8
IW-116	18.75	450	27000	4/14/2014 2:59	10.524	29.4	3.058	0.74	9.28	1.12	12.1	908.8
IW-116	18.76	450.25	27015	4/14/2014 3:14	10.521	29.39	3.058	0.74	9.27	1.11	12	909
IW-116	18.77	450.5	27030	4/14/2014 3:29	10.517	29.39	3.058	0.74	9.27	1.1	11.9	908.8
IW-116	18.78	450.75	27045	4/14/2014 3:44	10.516	29.39	3.029	0.77	9.27	1.09	11.8	909
IW-116	18.79	451	27060	4/14/2014 3:59	10.512	29.38	3.029	0.75	9.26	1.08	11.7	908.8
IW-116	18.8	451.25	27075	4/14/2014 4:14	10.513	29.39	3.058	0.75	9.26	1.07	11.6	909
IW-116	18.81	451.5	27090	4/14/2014 4:29	10.51	29.38	3.029	0.74	9.26	1.07	11.5	908.8
IW-116	18.82	451.75	27105	4/14/2014 4:44	10.51	29.38	3.029	0.74	9.25	1.05	11.4	908.8
IW-116	18.83	452	27120	4/14/2014 4:59	10.511	29.39	3.058	0.74	9.23	1.03	11.2	908.8
IW-116	18.84	452.25	27135	4/14/2014 5:14	10.509	29.38	3.058	0.74	9.22	1.01	11	908.8
IW-116	18.85	452.5	27150	4/14/2014 5:29	10.503	29.38	3.029	0.74	9.22	1.01	10.9	908.8
IW-116	18.86	452.75	27165	4/14/2014 5:44	10.492	29.37	3.058	0.74	9.21	1	10.8	908.8
IW-116	18.87	453	27180	4/14/2014 5:59	10.488	29.37	3.058	0.74	9.21	0.99	10.7	908.8
IW-116	18.89	453.25	27195	4/14/2014 6:14	10.489	29.37	3.029	0.74	9.19	0.98	10.6	908.6
IW-116	18.9	453.5	27210	4/14/2014 6:29	10.489	29.37	3.088	0.75	9.18	0.97	10.5	908.6
IW-116	18.91	453.75	27225	4/14/2014 6:44	10.495	29.37	3.088	0.75	9.16	0.95	10.3	908.6
IW-116	18.92	454	27240	4/14/2014 6:59	10.501	29.38	3.029	0.75	9.14	0.93	10.1	908.3
IW-116	18.93	454.25	27255	4/14/2014 7:14	10.512	29.39	3.058	0.75	9.12	0.92	9.9	908.3
IW-116	18.94	454.5	27270	4/14/2014 7:29	10.518	29.4	3.029	0.75	9.09	0.9	9.8	908.1
IW-116	18.95	454.75	27285	4/14/2014 7:44	10.53	29.41	3.058	0.75	9.07	0.9	9.7	907.8
IW-116	18.96	455	27300	4/14/2014 7:59	10.541	29.42	3.088	0.75	9.05	0.88	9.6	907.8
IW-116	18.97	455.25	27315	4/14/2014 8:14	10.554	29.43	3.029	0.75	9.02	0.87	9.5	907.6
IW-116	18.98	455.5	27330	4/14/2014 8:29	10.569	29.44	3.029	0.75	9.01	0.87	9.4	907.6
IW-116	18.99	455.75	27345	4/14/2014 8:44	10.577	29.45	3.058	0.75	9.04	0.88	9.5	908.1
IW-116	19	456	27360	4/14/2014 8:59	10.576	29.45	3.029	0.74	9.17	0.92	9.9	910.7
IW-116	19.01	456.25	27375	4/14/2014 9:14	10.581	29.45	3.058	0.75	9.14	0.92	9.9	909.3
IW-116	19.02	456.5	27390	4/14/2014 9:29	10.585	29.46	3.058	0.74	9.18	0.92	10	909.5
IW-116	19.03	456.75	27405	4/14/2014 9:44	10.626	29.47	3.029	0.66	10.86	0.99	10.7	1300
IW-116	19.04	457	27420	4/14/2014 9:59	10.605	29.47	3.058	0.6	11.58	0.58	6.3	2205
IW-116	19.05	457.25	27435	4/14/2014 10:14	10.617	29.48	3.029	0.59	11.58	0.57	6.2	2192
IW-116	19.06	457.5	27450	4/14/2014 10:29	10.605	29.47	3.058	0.58	11.58	0.59	6.4	2188
IW-116	19.07	457.75	27465	4/14/2014 10:44	10.613	29.48	3.029	0.58	11.51	0.5	5.5	1837
IW-116	19.08	458	27480	4/14/2014 10:59	10.623	29.49	3.058	0.58	11.34	0.49	5.3	1511

IW-116
TROLL 9500 Water Quality Instrument - ISCO Monitoring Data Summary
March-April 2014
Whirlpool Corporation
Fort Smith, Arkansas

Well	Time - Elapsed (Days)	Time - Elapsed (Hours)	Time - Elapsed (Minutes)	Time - Time Stamp	Level/Depth TOC (ft)	Barometric (in Hg)	Battery (volts)	ORP (V)	pH	RDO (mg/L)	RDO (%Saturation)	Conductivity (µS Actual)
IW-116	19.09	458.25	27495	4/14/2014 11:14	10.631	29.5	3.029	0.59	11.26	0.49	5.3	1412
IW-116	19.1	458.5	27510	4/14/2014 11:29	10.63	29.5	3.029	0.59	11.21	0.51	5.5	1359
IW-116	19.11	458.75	27525	4/14/2014 11:44	10.621	29.49	3.029	0.59	11.18	0.53	5.7	1329
IW-116	19.12	459	27540	4/14/2014 11:59	10.621	29.49	3.029	0.59	11.17	0.55	6	1310
IW-116	19.14	459.25	27555	4/14/2014 12:14	10.629	29.5	3.058	0.59	11.15	0.57	6.1	1293
IW-116	19.15	459.5	27570	4/14/2014 12:29	10.638	29.51	3.029	0.58	11.14	0.58	6.3	1276
IW-116	19.16	459.75	27585	4/14/2014 12:44	10.648	29.51	3.058	0.57	11.11	0.59	6.3	1257
IW-116	19.17	460	27600	4/14/2014 12:59	10.657	29.52	3.029	0.57	11.09	0.6	6.4	1238
IW-116	19.18	460.25	27615	4/14/2014 13:14	10.665	29.53	3.088	0.57	11.07	0.61	6.5	1225
IW-116	19.19	460.5	27630	4/14/2014 13:29	10.677	29.54	3.088	0.56	11.06	0.61	6.6	1211
IW-116	19.2	460.75	27645	4/14/2014 13:44	10.681	29.55	3.058	0.56	11.04	0.61	6.6	1201
IW-116	19.21	461	27660	4/14/2014 13:59	10.684	29.55	3.029	0.56	11.03	0.62	6.6	1192
IW-116	19.22	461.25	27675	4/14/2014 14:14	10.691	29.56	3.029	0.56	11.02	0.61	6.6	1184
IW-116	19.23	461.5	27690	4/14/2014 14:29	10.688	29.55	3.058	0.55	11.02	0.61	6.6	1180
IW-116	19.24	461.75	27705	4/14/2014 14:44	10.696	29.56	3.058	0.55	11.01	0.61	6.6	1172
IW-116	19.25	462	27720	4/14/2014 14:59	10.697	29.56	3.058	0.55	11.01	0.61	6.6	1168
IW-116	19.26	462.25	27735	4/14/2014 15:14	10.702	29.57	3.029	0.55	11.02	0.61	6.6	1171
IW-116	19.27	462.5	27750	4/14/2014 15:29	10.703	29.57	3.029	0.55	11.03	0.62	6.7	1175

IW-118
TROLL 9500 Water Quality Instrument - ISCO Monitoring Data Summary
March-April 2014
Whirlpool Corporation
Fort Smith, Arkansas

Well	Time - Elapsed (Days)	Time - Elapsed (Hours)	Time - Elapsed (Minutes)	Time - Time Stamp	Level/Depth TOC (ft)	Barometric (in Hg)	Battery (volts)	ORP (V)	pH	RDO (mg/L)	RDO (%Saturation)	Conductivity (µS Actual)
IW-118	0	0	0	3/26/2014 9:00	11.111	29.78	3.411	0.33	5.53	0.17	1.8	799.6
IW-118	0.01	0.25	15	3/26/2014 9:15	11.123	29.77	3.382	0.33	5.5	0.15	1.6	801.3
IW-118	0.02	0.5	30	3/26/2014 9:30	11.056	29.77	3.352	0.33	5.51	0.13	1.4	802.2
IW-118	0.03	0.75	45	3/26/2014 9:45	11.039	29.77	3.382	0.33	5.52	0.12	1.3	782.4
IW-118	0.04	1	60	3/26/2014 10:00	11.012	29.77	3.382	0.33	5.54	0.1	1	748.5
IW-118	0.05	1.25	75	3/26/2014 10:15	10.994	29.77	3.352	0.35	5.51	0.07	0.8	795.2
IW-118	0.06	1.5	90	3/26/2014 10:30	10.947	29.76	3.382	0.21	13.03	0.7	8.3	24580
IW-118	0.07	1.75	105	3/26/2014 10:45	10.903	29.75	3.382	0.32	13.35	1.76	20.8	24580
IW-118	0.08	2	120	3/26/2014 11:00	10.891	29.75	3.382	0.4	13.51	3.94	46.8	24580
IW-118	0.09	2.25	135	3/26/2014 11:15	10.877	29.74	3.382	0.46	13.61	7	83.2	24580
IW-118	0.1	2.5	150	3/26/2014 11:30	10.83	29.73	3.382	0.49	13.67	8.43	100.2	24580
IW-118	0.11	2.75	165	3/26/2014 11:45	10.801	29.71	3.352	0.51	13.72	9.81	116.8	24580
IW-118	0.13	3	180	3/26/2014 12:00	10.785	29.71	3.352	0.52	13.76	11.36	135.3	24580
IW-118	0.14	3.25	195	3/26/2014 12:14	10.736	29.7	3.352	0.53	13.79	12.83	153	24580
IW-118	0.15	3.5	210	3/26/2014 12:30	10.844	29.7	3.323	0.53	13.81	14.18	169.1	24580
IW-118	0.16	3.75	225	3/26/2014 12:45	10.882	29.69	3.352	0.53	13.83	14.83	176.9	24580
IW-118	0.17	4	240	3/26/2014 12:59	10.902	29.69	3.352	0.52	13.85	14.82	176.8	24580
IW-118	0.18	4.25	255	3/26/2014 13:15	10.908	29.69	3.352	0.51	13.85	14.89	177.7	24580
IW-118	0.19	4.5	270	3/26/2014 13:30	10.913	29.68	3.382	0.53	13.86	14.04	167.6	24580
IW-118	0.2	4.75	285	3/26/2014 13:44	10.904	29.67	3.352	0.51	13.87	15.23	182	24590
IW-118	0.21	5	300	3/26/2014 14:00	10.9	29.66	3.382	0.52	13.87	15.51	185.3	24590
IW-118	0.22	5.25	315	3/26/2014 14:15	10.905	29.66	3.352	0.52	13.88	16.51	197.2	24590
IW-118	0.23	5.5	330	3/26/2014 14:29	10.902	29.66	3.382	0.52	13.88	16.18	193.5	24590
IW-118	0.24	5.75	345	3/26/2014 14:45	10.899	29.65	3.382	0.53	13.88	16.9	202.1	24590
IW-118	0.25	6	360	3/26/2014 15:00	10.896	29.64	3.352	0.52	13.88	17.05	203.8	24590
IW-118	0.26	6.25	375	3/26/2014 15:14	10.896	29.64	3.382	0.51	13.87	17.08	204.3	24590
IW-118	0.27	6.5	390	3/26/2014 15:30	10.876	29.61	3.382	0.52	13.87	17.83	213.4	24590
IW-118	0.28	6.75	405	3/26/2014 15:45	10.865	29.6	3.352	0.51	13.87	18.82	225.4	24590
IW-118	0.29	7	420	3/26/2014 15:59	10.861	29.6	3.382	0.51	13.87	18.45	221.1	24590
IW-118	0.3	7.25	435	3/26/2014 16:15	10.869	29.6	3.352	0.52	13.86	18.4	220.4	24590
IW-118	0.31	7.5	450	3/26/2014 16:30	10.882	29.61	3.352	0.52	13.86	18.34	219.6	24590
IW-118	0.32	7.75	465	3/26/2014 16:44	10.886	29.61	3.382	0.52	13.86	19.92	238.6	24590
IW-118	0.33	8	480	3/26/2014 17:00	10.931	29.62	3.382	0.51	13.85	22.53	269.7	24590
IW-118	0.34	8.25	495	3/26/2014 17:14	10.891	29.61	3.352	0.52	13.85	21.19	253.8	24590
IW-118	0.35	8.5	510	3/26/2014 17:29	10.866	29.58	3.352	0.51	13.85	22.27	266.9	24590
IW-118	0.36	8.75	525	3/26/2014 17:45	10.869	29.59	3.382	0.51	13.85	22.74	272.6	24590
IW-118	0.37	9	540	3/26/2014 17:59	10.867	29.59	3.352	0.51	13.84	22.48	269.5	24590
IW-118	0.39	9.25	555	3/26/2014 18:14	10.828	29.55	3.352	0.51	13.83	22.29	267.6	24590
IW-118	0.4	9.5	570	3/26/2014 18:30	10.811	29.53	3.352	0.51	13.83	22.79	273.8	24590

IW-118
TROLL 9500 Water Quality Instrument - ISCO Monitoring Data Summary
March-April 2014
Whirlpool Corporation
Fort Smith, Arkansas

Well	Time - Elapsed (Days)	Time - Elapsed (Hours)	Time - Elapsed (Minutes)	Time - Time Stamp	Level/Depth TOC (ft)	Barometric (in Hg)	Battery (volts)	ORP (V)	pH	RDO (mg/L)	RDO (%Saturation)	Conductivity (µS Actual)
IW-118	0.41	9.75	585	3/26/2014 18:44	10.824	29.54	3.352	0.51	13.82	23.39	280.9	24590
IW-118	0.42	10	600	3/26/2014 18:59	10.828	29.55	3.382	0.51	13.82	23.31	279.9	24590
IW-118	0.43	10.25	615	3/26/2014 19:15	10.829	29.55	3.323	0.51	13.81	23.79	285.6	24590
IW-118	0.44	10.5	630	3/26/2014 19:29	10.822	29.54	3.382	0.5	13.81	24.2	290.7	24590
IW-118	0.45	10.75	645	3/26/2014 19:44	10.813	29.53	3.323	0.5	13.8	24.2	290.7	24590
IW-118	0.46	11	660	3/26/2014 20:00	10.817	29.53	3.352	0.5	13.79	24.37	292.8	24590
IW-118	0.47	11.25	675	3/26/2014 20:14	10.807	29.52	3.352	0.5	13.78	24.51	294.5	24590
IW-118	0.48	11.5	690	3/26/2014 20:29	10.795	29.51	3.382	0.5	13.78	24.62	296	24590
IW-118	0.49	11.75	705	3/26/2014 20:45	10.793	29.51	3.323	0.5	13.77	24.88	299.2	24590
IW-118	0.5	12	720	3/26/2014 20:59	10.791	29.51	3.352	0.5	13.76	24.89	299.3	24590
IW-118	0.51	12.25	735	3/26/2014 21:14	10.788	29.51	3.352	0.5	13.76	25.31	304.3	24590
IW-118	0.52	12.5	750	3/26/2014 21:30	10.782	29.5	3.323	0.5	13.75	25.28	304.2	24590
IW-118	0.53	12.75	765	3/26/2014 21:44	10.776	29.5	3.323	0.49	13.74	25.07	301.6	24590
IW-118	0.54	13	780	3/26/2014 21:59	10.775	29.49	3.323	0.49	13.73	25.19	303.1	24590
IW-118	0.55	13.25	795	3/26/2014 22:15	10.771	29.49	3.323	0.49	13.72	25.06	301.6	24590
IW-118	0.56	13.5	810	3/26/2014 22:29	10.766	29.48	3.323	0.49	13.72	25.49	306.8	24590
IW-118	0.57	13.75	825	3/26/2014 22:44	10.76	29.48	3.382	0.49	13.71	25.37	305.5	24590
IW-118	0.58	14	840	3/26/2014 22:59	10.75	29.47	3.352	0.49	13.7	25.54	307.7	24590
IW-118	0.59	14.25	855	3/26/2014 23:14	10.751	29.47	3.323	0.49	13.69	25.49	307.1	24590
IW-118	0.6	14.5	870	3/26/2014 23:29	10.748	29.47	3.323	0.49	13.69	25.49	307.1	24590
IW-118	0.61	14.75	885	3/26/2014 23:44	10.74	29.46	3.323	0.49	13.68	26.21	315.9	24590
IW-118	0.62	15	900	3/26/2014 23:59	10.732	29.45	3.323	0.49	13.67	26.89	324.1	24590
IW-118	0.64	15.25	915	3/27/2014 0:14	10.724	29.44	3.352	0.49	13.67	26.83	323.5	24590
IW-118	0.65	15.5	930	3/27/2014 0:29	10.723	29.44	3.323	0.48	13.66	26.53	319.9	24590
IW-118	0.66	15.75	945	3/27/2014 0:44	10.719	29.44	3.323	0.48	13.65	26.79	323	24590
IW-118	0.67	16	960	3/27/2014 0:59	10.716	29.43	3.323	0.48	13.65	27.35	329.9	24590
IW-118	0.68	16.25	975	3/27/2014 1:14	10.707	29.43	3.352	0.48	13.64	27.16	327.7	24590
IW-118	0.69	16.5	990	3/27/2014 1:29	10.701	29.42	3.323	0.48	13.63	26.94	325.2	24590
IW-118	0.7	16.75	1005	3/27/2014 1:44	10.698	29.42	3.323	0.48	13.63	26.99	325.8	24590
IW-118	0.71	17	1020	3/27/2014 1:59	10.688	29.41	3.323	0.48	13.62	26.99	325.8	24590
IW-118	0.72	17.25	1035	3/27/2014 2:14	10.681	29.4	3.323	0.48	13.61	27.18	328.2	24590
IW-118	0.73	17.5	1050	3/27/2014 2:29	10.674	29.39	3.323	0.48	13.61	27.28	329.5	24590
IW-118	0.74	17.75	1065	3/27/2014 2:44	10.666	29.39	3.323	0.47	13.6	27.44	331.6	24590
IW-118	0.75	18	1080	3/27/2014 2:59	10.661	29.38	3.323	0.47	13.6	27.19	328.7	24590
IW-118	0.76	18.25	1095	3/27/2014 3:14	10.659	29.38	3.323	0.47	13.59	27.88	337	24590
IW-118	0.77	18.5	1110	3/27/2014 3:29	10.659	29.38	3.352	0.47	13.59	28.22	341.1	24590
IW-118	0.78	18.75	1125	3/27/2014 3:44	10.659	29.38	3.323	0.47	13.58	28.38	343	24590
IW-118	0.79	19	1140	3/27/2014 3:59	10.655	29.38	3.323	0.47	13.58	28.67	346.7	24590
IW-118	0.8	19.25	1155	3/27/2014 4:14	10.654	29.37	3.323	0.47	13.57	29.25	353.6	24590

IW-118
TROLL 9500 Water Quality Instrument - ISCO Monitoring Data Summary
March-April 2014
Whirlpool Corporation
Fort Smith, Arkansas

Well	Time - Elapsed (Days)	Time - Elapsed (Hours)	Time - Elapsed (Minutes)	Time - Time Stamp	Level/Depth TOC (ft)	Barometric (in Hg)	Battery (volts)	ORP (V)	pH	RDO (mg/L)	RDO (%Saturation)	Conductivity (µS Actual)
IW-118	0.81	19.5	1170	3/27/2014 4:29	10.654	29.37	3.323	0.47	13.56	29.22	353.4	24590
IW-118	0.82	19.75	1185	3/27/2014 4:44	10.652	29.37	3.323	0.46	13.56	29.08	351.7	24590
IW-118	0.83	20	1200	3/27/2014 4:59	10.64	29.36	3.294	0.46	13.56	27.65	334.5	24590
IW-118	0.84	20.25	1215	3/27/2014 5:14	10.633	29.35	3.323	0.46	13.55	28.36	343.2	24590
IW-118	0.85	20.5	1230	3/27/2014 5:29	10.636	29.36	3.323	0.46	13.54	28.43	344	24590
IW-118	0.86	20.75	1245	3/27/2014 5:44	10.63	29.35	3.323	0.46	13.54	28.5	344.9	24590
IW-118	0.87	21	1260	3/27/2014 5:59	10.629	29.35	3.294	0.46	13.54	26.36	319.1	24590
IW-118	0.89	21.25	1275	3/27/2014 6:14	10.628	29.35	3.323	0.46	13.53	26	314.8	24590
IW-118	0.9	21.5	1290	3/27/2014 6:29	10.625	29.34	3.323	0.46	13.53	26.93	326	24590
IW-118	0.91	21.75	1305	3/27/2014 6:44	10.622	29.34	3.323	0.46	13.52	27.74	335.9	24590
IW-118	0.92	22	1320	3/27/2014 6:59	10.623	29.34	3.323	0.46	13.52	28.3	342.6	24590
IW-118	0.93	22.25	1335	3/27/2014 7:14	10.621	29.34	3.323	0.46	13.51	28.27	342.3	24590
IW-118	0.94	22.5	1350	3/27/2014 7:29	10.624	29.34	3.323	0.46	13.51	28.65	346.9	24590
IW-118	0.95	22.75	1365	3/27/2014 7:44	10.619	29.34	3.352	0.45	13.5	28.63	346.8	24590
IW-118	0.96	23	1380	3/27/2014 7:59	10.613	29.33	3.352	0.45	13.49	27.98	338.9	24590
IW-118	0.97	23.25	1395	3/27/2014 8:14	10.61	29.33	3.294	0.46	13.48	27.17	329.1	24590
IW-118	0.98	23.5	1410	3/27/2014 8:29	10.613	29.33	3.323	0.47	13.48	27.7	335.6	24590
IW-118	0.99	23.75	1425	3/27/2014 8:44	10.614	29.33	3.323	0.46	13.49	32.2	390.2	24590
IW-118	1	24	1440	3/27/2014 8:59	10.472	29.33	3.323	0.51	13.56	33.27	403.2	24590
IW-118	1.01	24.25	1455	3/27/2014 9:14	10.427	29.33	3.323	0.52	13.62	31.75	384.8	24590
IW-118	1.02	24.5	1470	3/27/2014 9:29	10.378	29.32	3.323	0.52	13.64	30.77	373.3	24590
IW-118	1.03	24.75	1485	3/27/2014 9:44	10.331	29.32	3.323	0.51	13.65	30.21	366.5	24590
IW-118	1.04	25	1500	3/27/2014 9:59	10.281	29.31	3.323	0.52	13.68	29.27	355.4	24590
IW-118	1.05	25.25	1515	3/27/2014 10:14	10.412	29.31	3.323	0.52	13.71	29.27	355.3	24590
IW-118	1.06	25.5	1530	3/27/2014 10:29	10.459	29.31	3.323	0.52	13.74	29.41	356.8	24590
IW-118	1.07	25.75	1545	3/27/2014 10:44	10.479	29.31	3.323	0.53	13.76	28.64	347.4	24590
IW-118	1.08	26	1560	3/27/2014 10:59	10.491	29.31	3.323	0.5	13.76	28.76	348.9	24590
IW-118	1.09	26.25	1575	3/27/2014 11:14	10.515	29.32	3.323	0.51	13.74	27.94	338.7	24590
IW-118	1.1	26.5	1590	3/27/2014 11:29	10.515	29.32	3.323	0.51	13.73	28.8	349.1	24590
IW-118	1.11	26.75	1605	3/27/2014 11:44	10.508	29.3	3.323	0.51	13.73	28.82	349.5	24590
IW-118	1.12	27	1620	3/27/2014 11:59	10.51	29.3	3.323	0.51	13.73	30.03	364.1	24590
IW-118	1.14	27.25	1635	3/27/2014 12:14	10.493	29.28	3.294	0.51	13.72	30	364.1	24590
IW-118	1.15	27.5	1650	3/27/2014 12:29	10.493	29.28	3.323	0.5	13.72	30.13	365.7	24590
IW-118	1.16	27.75	1665	3/27/2014 12:44	10.48	29.27	3.323	0.5	13.71	31.19	378.7	24590
IW-118	1.17	28	1680	3/27/2014 12:59	10.474	29.26	3.294	0.5	13.71	31.32	380.5	24590
IW-118	1.18	28.25	1695	3/27/2014 13:14	10.472	29.25	3.323	0.5	13.7	31.49	382.5	24590
IW-118	1.19	28.5	1710	3/27/2014 13:29	10.479	29.26	3.294	0.5	13.7	32.87	399.3	24590
IW-118	1.2	28.75	1725	3/27/2014 13:44	10.476	29.25	3.294	0.5	13.69	33.25	404	24590
IW-118	1.21	29	1740	3/27/2014 13:59	10.472	29.25	3.294	0.49	13.69	33.75	410.1	24590

IW-118
TROLL 9500 Water Quality Instrument - ISCO Monitoring Data Summary
March-April 2014
Whirlpool Corporation
Fort Smith, Arkansas

Well	Time - Elapsed (Days)	Time - Elapsed (Hours)	Time - Elapsed (Minutes)	Time - Time Stamp	Level/Depth TOC (ft)	Barometric (in Hg)	Battery (volts)	ORP (V)	pH	RDO (mg/L)	RDO (%Saturation)	Conductivity (µS Actual)
IW-118	1.22	29.25	1755	3/27/2014 14:14	10.467	29.24	3.294	0.5	13.69	32.92	400.2	24590
IW-118	1.23	29.5	1770	3/27/2014 14:29	10.457	29.23	3.294	0.5	13.68	33.91	412.4	24590
IW-118	1.24	29.75	1785	3/27/2014 14:44	10.446	29.22	3.294	0.49	13.68	34.57	420.5	24590
IW-118	1.25	30	1800	3/27/2014 14:59	10.438	29.21	3.294	0.5	13.68	34.15	415.5	24590
IW-118	1.26	30.25	1815	3/27/2014 15:14	10.434	29.21	3.294	0.49	13.67	33.9	412.5	24590
IW-118	1.27	30.5	1830	3/27/2014 15:29	10.434	29.2	3.294	0.49	13.66	34.39	418.5	24590
IW-118	1.28	30.75	1845	3/27/2014 15:44	10.434	29.2	3.323	0.49	13.66	33.47	407.3	24590
IW-118	1.29	31	1860	3/27/2014 15:59	10.432	29.2	3.294	0.49	13.65	34.45	419.4	24590
IW-118	1.3	31.25	1875	3/27/2014 16:14	10.435	29.21	3.294	0.49	13.64	34.89	424.6	24590
IW-118	1.31	31.5	1890	3/27/2014 16:29	10.427	29.2	3.323	0.49	13.63	35.17	428.2	24590
IW-118	1.32	31.75	1905	3/27/2014 16:44	10.419	29.19	3.294	0.49	13.63	34.14	415.9	24590
IW-118	1.33	32	1920	3/27/2014 16:59	10.418	29.18	3.294	0.49	13.62	32.41	394.7	24590
IW-118	1.34	32.25	1935	3/27/2014 17:14	10.414	29.18	3.294	0.49	13.61	33.21	404.6	24590
IW-118	1.35	32.5	1950	3/27/2014 17:29	10.419	29.18	3.294	0.49	13.61	33.12	403.4	24590
IW-118	1.36	32.75	1965	3/27/2014 17:44	10.422	29.19	3.294	0.49	13.6	33.94	413.4	24590
IW-118	1.37	33	1980	3/27/2014 17:59	10.429	29.18	3.294	0.49	13.59	35.21	428.8	24590
IW-118	1.39	33.25	1995	3/27/2014 18:14	10.416	29.19	3.294	0.5	13.6	31.15	379.4	24590
IW-118	1.4	33.5	2010	3/27/2014 18:29	10.426	29.19	3.294	0.51	13.6	31.76	386.9	24590
IW-118	1.41	33.75	2025	3/27/2014 18:44	10.419	29.19	3.294	0.51	13.6	35.29	429.9	24590
IW-118	1.42	34	2040	3/27/2014 18:59	10.416	29.19	3.294	0.5	13.6	39.7	483.6	24590
IW-118	1.43	34.25	2055	3/27/2014 19:14	10.419	29.19	3.294	0.5	13.59	39.99	487	24590
IW-118	1.44	34.5	2070	3/27/2014 19:29	10.421	29.19	3.294	0.49	13.59	40.84	497.4	24590
IW-118	1.45	34.75	2085	3/27/2014 19:44	10.425	29.2	3.294	0.49	13.58	40.71	495.8	24590
IW-118	1.46	35	2100	3/27/2014 19:59	10.428	29.2	3.294	0.49	13.58	39.7	483.4	24590
IW-118	1.47	35.25	2115	3/27/2014 20:14	10.43	29.2	3.294	0.49	13.57	35.83	436.3	24590
IW-118	1.48	35.5	2130	3/27/2014 20:29	10.43	29.2	3.294	0.49	13.56	35.97	438.1	24590
IW-118	1.49	35.75	2145	3/27/2014 20:44	10.434	29.2	3.294	0.49	13.56	34.26	417.2	24590
IW-118	1.5	36	2160	3/27/2014 20:59	10.437	29.2	3.294	0.49	13.55	35.52	432.5	24590
IW-118	1.51	36.25	2175	3/27/2014 21:14	10.44	29.21	3.294	0.49	13.55	34.13	415.5	24590
IW-118	1.52	36.5	2190	3/27/2014 21:29	10.446	29.21	3.294	0.49	13.54	32.7	398	24590
IW-118	1.53	36.75	2205	3/27/2014 21:44	10.453	29.22	3.294	0.49	13.53	33.69	410	24590
IW-118	1.54	37	2220	3/27/2014 21:59	10.444	29.21	3.294	0.49	13.53	33.75	410.8	24590
IW-118	1.55	37.25	2235	3/27/2014 22:14	10.456	29.22	3.294	0.49	13.52	33.9	412.5	24590
IW-118	1.56	37.5	2250	3/27/2014 22:29	10.47	29.23	3.294	0.49	13.51	33.68	409.6	24590
IW-118	1.57	37.75	2265	3/27/2014 22:44	10.472	29.23	3.294	0.49	13.51	33.51	407.6	24590
IW-118	1.58	38	2280	3/27/2014 22:59	10.518	29.28	3.294	0.49	13.5	34.61	420.3	24590
IW-118	1.59	38.25	2295	3/27/2014 23:14	10.54	29.29	3.294	0.49	13.49	35.76	434	24590
IW-118	1.6	38.5	2310	3/27/2014 23:29	10.55	29.3	3.294	0.49	13.49	34.24	415.4	24590
IW-118	1.61	38.75	2325	3/27/2014 23:44	10.565	29.32	3.294	0.49	13.48	35.54	431.1	24590

IW-118
TROLL 9500 Water Quality Instrument - ISCO Monitoring Data Summary
March-April 2014
Whirlpool Corporation
Fort Smith, Arkansas

Well	Time - Elapsed (Days)	Time - Elapsed (Hours)	Time - Elapsed (Minutes)	Time - Time Stamp	Level/Depth TOC (ft)	Barometric (in Hg)	Battery (volts)	ORP (V)	pH	RDO (mg/L)	RDO (%Saturation)	Conductivity (µS Actual)
IW-118	1.62	39	2340	3/27/2014 23:59	10.573	29.32	3.294	0.49	13.47	35.04	424.9	24590
IW-118	1.64	39.25	2355	3/28/2014 0:14	10.583	29.33	3.294	0.49	13.47	34.75	421.2	24590
IW-118	1.65	39.5	2370	3/28/2014 0:29	10.593	29.34	3.294	0.49	13.46	34.92	423.2	24590
IW-118	1.66	39.75	2385	3/28/2014 0:44	10.599	29.35	3.294	0.49	13.45	35.18	426.3	24590
IW-118	1.67	40	2400	3/28/2014 0:59	10.605	29.35	3.294	0.49	13.45	33.86	410.2	24590
IW-118	1.68	40.25	2415	3/28/2014 1:14	10.61	29.36	3.294	0.49	13.44	33.87	410.2	24590
IW-118	1.69	40.5	2430	3/28/2014 1:29	10.614	29.36	3.294	0.49	13.43	33.79	409.2	24590
IW-118	1.7	40.75	2445	3/28/2014 1:44	10.62	29.36	3.264	0.49	13.43	34.15	413.5	24590
IW-118	1.71	41	2460	3/28/2014 1:59	10.628	29.37	3.294	0.49	13.42	34.01	411.6	24590
IW-118	1.72	41.25	2475	3/28/2014 2:14	10.634	29.38	3.294	0.49	13.41	32.18	389.5	24590
IW-118	1.73	41.5	2490	3/28/2014 2:29	10.64	29.38	3.294	0.49	13.41	34.06	412.2	24590
IW-118	1.74	41.75	2505	3/28/2014 2:44	10.644	29.39	3.294	0.49	13.4	34.28	414.8	24590
IW-118	1.75	42	2520	3/28/2014 2:59	10.648	29.39	3.294	0.48	13.39	35.51	429.7	24590
IW-118	1.76	42.25	2535	3/28/2014 3:14	10.653	29.39	3.294	0.48	13.38	34.76	420.4	24590
IW-118	1.77	42.5	2550	3/28/2014 3:29	10.66	29.4	3.264	0.48	13.37	34.29	414.7	24590
IW-118	1.78	42.75	2565	3/28/2014 3:44	10.665	29.4	3.294	0.48	13.36	33.65	406.8	24590
IW-118	1.79	43	2580	3/28/2014 3:59	10.671	29.41	3.264	0.48	13.35	33.31	402.7	24590
IW-118	1.8	43.25	2595	3/28/2014 4:14	10.673	29.41	3.264	0.48	13.35	32.3	390.5	24590
IW-118	1.81	43.5	2610	3/28/2014 4:29	10.676	29.41	3.294	0.48	13.34	33.26	402.1	24590
IW-118	1.82	43.75	2625	3/28/2014 4:44	10.678	29.41	3.264	0.47	13.33	33.51	405.1	24590
IW-118	1.83	44	2640	3/28/2014 4:59	10.678	29.41	3.294	0.47	13.32	33.63	406.6	24590
IW-118	1.84	44.25	2655	3/28/2014 5:14	10.681	29.42	3.294	0.47	13.32	33.73	407.6	24590
IW-118	1.85	44.5	2670	3/28/2014 5:29	10.681	29.42	3.264	0.47	13.31	34.65	418.9	24590
IW-118	1.86	44.75	2685	3/28/2014 5:44	10.67	29.41	3.264	0.47	13.3	32.99	398.9	24590
IW-118	1.87	45	2700	3/28/2014 5:59	10.657	29.4	3.294	0.47	13.29	32.93	398.4	24590
IW-118	1.89	45.25	2715	3/28/2014 6:14	10.659	29.4	3.294	0.48	13.29	32.75	396.1	24590
IW-118	1.9	45.5	2730	3/28/2014 6:29	10.666	29.4	3.264	0.48	13.28	32.71	395.6	24590
IW-118	1.91	45.75	2745	3/28/2014 6:44	10.666	29.4	3.264	0.47	13.28	33.68	407.3	24590
IW-118	1.92	46	2760	3/28/2014 6:59	10.664	29.4	3.264	0.47	13.27	35.63	430.9	24590
IW-118	1.93	46.25	2775	3/28/2014 7:14	10.666	29.4	3.264	0.47	13.26	33.17	401.1	24590
IW-118	1.94	46.5	2790	3/28/2014 7:29	10.667	29.41	3.264	0.47	13.26	33.43	404.2	24590
IW-118	1.95	46.75	2805	3/28/2014 7:44	10.674	29.41	3.264	0.47	13.25	33.55	405.6	24590
IW-118	1.96	47	2820	3/28/2014 7:59	10.678	29.41	3.294	0.47	13.25	33.39	403.7	24590
IW-118	1.97	47.25	2835	3/28/2014 8:14	10.681	29.42	3.264	0.47	13.24	33.95	410.3	24590
IW-118	1.98	47.5	2850	3/28/2014 8:29	10.688	29.42	3.294	0.47	13.24	32.16	388.6	24590
IW-118	1.99	47.75	2865	3/28/2014 8:44	10.693	29.43	3.294	0.47	13.23	31.3	378.3	24590
IW-118	2	48	2880	3/28/2014 8:59	10.697	29.43	3.264	0.47	13.23	31.32	378.4	24590
IW-118	2.01	48.25	2895	3/28/2014 9:14	10.707	29.44	3.264	0.47	13.22	30.87	372.8	24590
IW-118	2.02	48.5	2910	3/28/2014 9:29	10.722	29.45	3.264	0.47	13.22	30.09	363.3	24590

IW-118
TROLL 9500 Water Quality Instrument - ISCO Monitoring Data Summary
March-April 2014
Whirlpool Corporation
Fort Smith, Arkansas

Well	Time - Elapsed (Days)	Time - Elapsed (Hours)	Time - Elapsed (Minutes)	Time - Time Stamp	Level/Depth TOC (ft)	Barometric (in Hg)	Battery (volts)	ORP (V)	pH	RDO (mg/L)	RDO (%Saturation)	Conductivity (µS Actual)
IW-118	2.03	48.75	2925	3/28/2014 9:44	10.735	29.47	3.264	0.47	13.21	30.13	363.7	24590
IW-118	2.04	49	2940	3/28/2014 9:59	10.745	29.47	3.264	0.47	13.21	31.03	374.3	24590
IW-118	2.05	49.25	2955	3/28/2014 10:14	10.753	29.48	3.264	0.47	13.21	30.72	370.6	24590
IW-118	2.06	49.5	2970	3/28/2014 10:29	10.76	29.49	3.264	0.47	13.2	30.67	369.9	24590
IW-118	2.07	49.75	2985	3/28/2014 10:44	10.767	29.49	3.264	0.47	13.2	32.04	386.3	24590
IW-118	2.08	50	3000	3/28/2014 10:59	10.776	29.5	3.264	0.47	13.19	30.98	373.4	24590
IW-118	2.09	50.25	3015	3/28/2014 11:14	10.784	29.51	3.264	0.47	13.19	31.37	378	24590
IW-118	2.1	50.5	3030	3/28/2014 11:29	10.795	29.52	3.264	0.47	13.19	31.01	373.6	24590
IW-118	2.11	50.75	3045	3/28/2014 11:44	10.801	29.52	3.264	0.47	13.19	31.62	380.8	24590
IW-118	2.12	51	3060	3/28/2014 11:59	10.802	29.52	3.294	0.47	13.18	31.85	383.6	24590
IW-118	2.14	51.25	3075	3/28/2014 12:14	10.804	29.52	3.264	0.47	13.18	31.55	380	24590
IW-118	2.15	51.5	3090	3/28/2014 12:29	10.806	29.53	3.264	0.47	13.18	31.58	380.3	24590
IW-118	2.16	51.75	3105	3/28/2014 12:44	10.809	29.53	3.264	0.47	13.17	31.3	376.9	24590
IW-118	2.17	52	3120	3/28/2014 12:59	10.811	29.53	3.264	0.47	13.17	31.96	384.8	24590
IW-118	2.18	52.25	3135	3/28/2014 13:14	10.812	29.53	3.264	0.47	13.17	33.46	402.9	24590
IW-118	2.19	52.5	3150	3/28/2014 13:29	10.816	29.53	3.264	0.48	13.17	33.27	400.5	24590
IW-118	2.2	52.75	3165	3/28/2014 13:44	10.82	29.54	3.264	0.48	13.16	31.72	381.9	24590
IW-118	2.21	53	3180	3/28/2014 13:59	10.821	29.54	3.264	0.48	13.16	31.69	381.5	24590
IW-118	2.22	53.25	3195	3/28/2014 14:14	10.82	29.54	3.235	0.48	13.16	31.39	377.9	24590
IW-118	2.23	53.5	3210	3/28/2014 14:29	10.818	29.54	3.264	0.48	13.16	31.39	377.9	24590
IW-118	2.24	53.75	3225	3/28/2014 14:44	10.82	29.54	3.264	0.48	13.15	31.39	377.9	24590
IW-118	2.25	54	3240	3/28/2014 14:59	10.825	29.54	3.235	0.48	13.15	31.91	384.1	24590
IW-118	2.26	54.25	3255	3/28/2014 15:14	10.829	29.54	3.264	0.48	13.15	31.74	382	24590
IW-118	2.27	54.5	3270	3/28/2014 15:29	10.829	29.55	3.264	0.48	13.15	30.88	371.6	24590
IW-118	2.28	54.75	3285	3/28/2014 15:44	10.829	29.54	3.264	0.48	13.14	31.2	375.5	24590
IW-118	2.29	55	3300	3/28/2014 15:59	10.832	29.55	3.264	0.47	13.14	31.25	376	24590
IW-118	2.3	55.25	3315	3/28/2014 16:14	10.829	29.54	3.264	0.47	13.14	31.06	373.8	24590
IW-118	2.31	55.5	3330	3/28/2014 16:29	10.829	29.54	3.264	0.47	13.14	31.29	376.6	24590
IW-118	2.32	55.75	3345	3/28/2014 16:44	10.825	29.54	3.264	0.47	13.14	31.99	385	24590
IW-118	2.33	56	3360	3/28/2014 16:59	10.822	29.54	3.264	0.47	13.13	31.47	378.8	24590
IW-118	2.34	56.25	3375	3/28/2014 17:14	10.82	29.54	3.264	0.47	13.13	31.37	377.6	24590
IW-118	2.35	56.5	3390	3/28/2014 17:29	10.816	29.53	3.264	0.47	13.13	31.18	375.3	24590
IW-118	2.36	56.75	3405	3/28/2014 17:44	10.813	29.53	3.235	0.47	13.13	31.57	380.1	24590
IW-118	2.37	57	3420	3/28/2014 17:59	10.809	29.53	3.235	0.48	13.13	31.91	384.2	24590
IW-118	2.39	57.25	3435	3/28/2014 18:14	10.806	29.53	3.264	0.48	13.12	31.37	377.7	24590
IW-118	2.4	57.5	3450	3/28/2014 18:29	10.799	29.52	3.264	0.48	13.12	30.24	364.1	24590
IW-118	2.41	57.75	3465	3/28/2014 18:44	10.797	29.52	3.264	0.48	13.12	30.63	369	24590
IW-118	2.42	58	3480	3/28/2014 18:59	10.799	29.52	3.264	0.48	13.12	31.7	381.8	24590
IW-118	2.43	58.25	3495	3/28/2014 19:14	10.8	29.52	3.264	0.48	13.11	31.27	376.5	24590

IW-118
TROLL 9500 Water Quality Instrument - ISCO Monitoring Data Summary
March-April 2014
Whirlpool Corporation
Fort Smith, Arkansas

Well	Time - Elapsed (Days)	Time - Elapsed (Hours)	Time - Elapsed (Minutes)	Time - Time Stamp	Level/Depth TOC (ft)	Barometric (in Hg)	Battery (volts)	ORP (V)	pH	RDO (mg/L)	RDO (%Saturation)	Conductivity (µS Actual)
IW-118	2.44	58.5	3510	3/28/2014 19:29	10.801	29.52	3.264	0.48	13.11	30.72	369.9	24590
IW-118	2.45	58.75	3525	3/28/2014 19:44	10.802	29.52	3.264	0.48	13.11	30.32	365.1	24590
IW-118	2.46	59	3540	3/28/2014 19:59	10.805	29.52	3.264	0.48	13.11	30.89	371.9	24590
IW-118	2.47	59.25	3555	3/28/2014 20:14	10.805	29.53	3.294	0.48	13.11	31.05	373.9	24590
IW-118	2.48	59.5	3570	3/28/2014 20:29	10.808	29.53	3.264	0.48	13.1	30.62	368.6	24590
IW-118	2.49	59.75	3585	3/28/2014 20:44	10.81	29.53	3.264	0.48	13.1	31.13	374.8	24590
IW-118	2.5	60	3600	3/28/2014 20:59	10.811	29.53	3.264	0.48	13.1	32.34	389.3	24590
IW-118	2.51	60.25	3615	3/28/2014 21:14	10.813	29.53	3.264	0.47	13.1	31.87	383.7	24590
IW-118	2.52	60.5	3630	3/28/2014 21:29	10.815	29.54	3.264	0.47	13.1	31.65	381	24590
IW-118	2.53	60.75	3645	3/28/2014 21:44	10.816	29.54	3.264	0.47	13.1	31.98	384.9	24590
IW-118	2.54	61	3660	3/28/2014 21:59	10.818	29.54	3.264	0.47	13.09	31.02	373.3	24590
IW-118	2.55	61.25	3675	3/28/2014 22:14	10.82	29.54	3.235	0.47	13.09	31.5	379.1	24590
IW-118	2.56	61.5	3690	3/28/2014 22:29	10.82	29.54	3.235	0.47	13.09	31.38	377.6	24590
IW-118	2.57	61.75	3705	3/28/2014 22:44	10.82	29.54	3.235	0.47	13.09	31.52	379.3	24590
IW-118	2.58	62	3720	3/28/2014 22:59	10.823	29.54	3.235	0.47	13.09	31.44	378.3	24590
IW-118	2.59	62.25	3735	3/28/2014 23:14	10.823	29.54	3.264	0.47	13.09	31.16	374.9	24590
IW-118	2.6	62.5	3750	3/28/2014 23:29	10.824	29.55	3.235	0.47	13.09	31.01	373.1	24590
IW-118	2.61	62.75	3765	3/28/2014 23:44	10.825	29.55	3.235	0.47	13.08	30.41	365.9	24590
IW-118	2.62	63	3780	3/28/2014 23:59	10.827	29.55	3.264	0.47	13.08	30.08	361.9	24590
IW-118	2.64	63.25	3795	3/29/2014 0:14	10.827	29.55	3.264	0.47	13.08	30.83	370.9	24590
IW-118	2.65	63.5	3810	3/29/2014 0:29	10.829	29.55	3.235	0.47	13.08	30.34	365	24590
IW-118	2.66	63.75	3825	3/29/2014 0:44	10.828	29.55	3.264	0.47	13.08	31.28	376.2	24590
IW-118	2.67	64	3840	3/29/2014 0:59	10.829	29.55	3.235	0.47	13.08	30.97	372.5	24590
IW-118	2.68	64.25	3855	3/29/2014 1:14	10.829	29.55	3.264	0.47	13.08	30.62	368.4	24590
IW-118	2.69	64.5	3870	3/29/2014 1:29	10.829	29.55	3.264	0.47	13.08	31.23	375.6	24590
IW-118	2.7	64.75	3885	3/29/2014 1:44	10.829	29.55	3.264	0.47	13.07	31.26	376	24590
IW-118	2.71	65	3900	3/29/2014 1:59	10.83	29.55	3.235	0.47	13.07	31.08	373.9	24590
IW-118	2.72	65.25	3915	3/29/2014 2:14	10.831	29.55	3.264	0.47	13.07	30.57	367.6	24590
IW-118	2.73	65.5	3930	3/29/2014 2:29	10.83	29.55	3.264	0.47	13.07	30.55	367.4	24590
IW-118	2.74	65.75	3945	3/29/2014 2:44	10.83	29.55	3.264	0.47	13.07	30.32	364.7	24590
IW-118	2.75	66	3960	3/29/2014 2:59	10.828	29.55	3.235	0.47	13.07	30.05	361.5	24590
IW-118	2.76	66.25	3975	3/29/2014 3:14	10.829	29.55	3.235	0.47	13.07	30.77	370.1	24590
IW-118	2.77	66.5	3990	3/29/2014 3:29	10.828	29.55	3.264	0.47	13.07	29.65	356.7	24590
IW-118	2.78	66.75	4005	3/29/2014 3:44	10.828	29.55	3.264	0.47	13.06	29.44	354.1	24590
IW-118	2.79	67	4020	3/29/2014 3:59	10.827	29.55	3.235	0.47	13.06	29.12	350.3	24590
IW-118	2.8	67.25	4035	3/29/2014 4:14	10.826	29.55	3.235	0.47	13.06	29.1	350.1	24590
IW-118	2.81	67.5	4050	3/29/2014 4:29	10.824	29.55	3.235	0.47	13.06	27.59	331.9	24590
IW-118	2.82	67.75	4065	3/29/2014 4:44	10.824	29.55	3.235	0.47	13.06	28.08	337.8	24590
IW-118	2.83	68	4080	3/29/2014 4:59	10.824	29.55	3.235	0.47	13.06	27.82	334.7	24590

IW-118
TROLL 9500 Water Quality Instrument - ISCO Monitoring Data Summary
March-April 2014
Whirlpool Corporation
Fort Smith, Arkansas

Well	Time - Elapsed (Days)	Time - Elapsed (Hours)	Time - Elapsed (Minutes)	Time - Time Stamp	Level/Depth TOC (ft)	Barometric (in Hg)	Battery (volts)	ORP (V)	pH	RDO (mg/L)	RDO (%Saturation)	Conductivity (µS Actual)
IW-118	2.84	68.25	4095	3/29/2014 5:14	10.822	29.55	3.264	0.47	13.06	27.75	333.7	24590
IW-118	2.85	68.5	4110	3/29/2014 5:29	10.821	29.55	3.235	0.47	13.06	28.4	341.6	24590
IW-118	2.86	68.75	4125	3/29/2014 5:44	10.82	29.55	3.235	0.47	13.06	28.03	337.2	24590
IW-118	2.87	69	4140	3/29/2014 5:59	10.821	29.55	3.235	0.47	13.06	27.67	332.8	24590
IW-118	2.89	69.25	4155	3/29/2014 6:14	10.82	29.55	3.235	0.47	13.05	27.61	332.1	24590
IW-118	2.9	69.5	4170	3/29/2014 6:29	10.82	29.55	3.264	0.47	13.05	27.55	331.3	24590
IW-118	2.91	69.75	4185	3/29/2014 6:44	10.821	29.55	3.264	0.47	13.05	27.48	330.6	24590
IW-118	2.92	70	4200	3/29/2014 6:59	10.821	29.55	3.235	0.47	13.05	27.18	326.9	24590
IW-118	2.93	70.25	4215	3/29/2014 7:14	10.822	29.55	3.235	0.47	13.05	28.06	337.5	24590
IW-118	2.94	70.5	4230	3/29/2014 7:29	10.824	29.55	3.235	0.47	13.05	27.67	332.8	24590
IW-118	2.95	70.75	4245	3/29/2014 7:44	10.827	29.55	3.235	0.47	13.05	27.51	330.8	24590
IW-118	2.96	71	4260	3/29/2014 7:59	10.829	29.56	3.205	0.47	13.05	27.96	336.2	24590
IW-118	2.97	71.25	4275	3/29/2014 8:14	10.834	29.56	3.235	0.47	13.05	27.75	333.6	24590
IW-118	2.98	71.5	4290	3/29/2014 8:29	10.843	29.57	3.235	0.47	13.05	27.95	335.9	24590
IW-118	2.99	71.75	4305	3/29/2014 8:44	10.851	29.58	3.264	0.47	13.05	27.7	332.8	24590
IW-118	3	72	4320	3/29/2014 8:59	10.859	29.58	3.235	0.47	13.05	27.04	324.8	24590
IW-118	3.01	72.25	4335	3/29/2014 9:14	10.862	29.59	3.235	0.47	13.04	27.12	325.7	24590
IW-118	3.02	72.5	4350	3/29/2014 9:29	10.869	29.59	3.235	0.47	13.04	27.51	330.3	24590
IW-118	3.03	72.75	4365	3/29/2014 9:44	10.876	29.6	3.235	0.47	13.04	27.88	334.8	24590
IW-118	3.04	73	4380	3/29/2014 9:59	10.885	29.61	3.264	0.47	13.04	27.56	330.7	24590
IW-118	3.05	73.25	4395	3/29/2014 10:14	11.088	29.79	3.235	0.47	13.04	26.98	321.7	24590
IW-118	3.06	73.5	4410	3/29/2014 10:29	11.097	29.79	3.235	0.46	13.03	27.83	331.9	24590
IW-118	3.07	73.75	4425	3/29/2014 10:44	11.102	29.79	3.235	0.47	13.06	27.73	330.7	24590
IW-118	3.08	74	4440	3/29/2014 10:59	11.092	29.79	3.235	0.48	13.06	27.15	323.8	24590
IW-118	3.09	74.25	4455	3/29/2014 11:14	11.09	29.79	3.235	0.48	13.07	26.51	316.2	24590
IW-118	3.1	74.5	4470	3/29/2014 11:29	11.096	29.79	3.264	0.47	13.06	26.43	315.2	24590
IW-118	3.11	74.75	4485	3/29/2014 11:44	11.089	29.78	3.235	0.48	13.06	25.56	304.9	24590
IW-118	3.12	75	4500	3/29/2014 11:59	11.088	29.78	3.235	0.48	13.06	25.2	300.6	24590
IW-118	3.14	75.25	4515	3/29/2014 12:14	11.088	29.78	3.235	0.48	13.06	26.45	315.5	24590
IW-118	3.15	75.5	4530	3/29/2014 12:29	11.092	29.79	3.235	0.48	13.06	26.75	319	24590
IW-118	3.16	75.75	4545	3/29/2014 12:44	11.092	29.79	3.235	0.48	13.06	27.09	323	24590
IW-118	3.17	76	4560	3/29/2014 12:59	11.096	29.79	3.264	0.47	13.06	27.38	326.5	24590
IW-118	3.18	76.25	4575	3/29/2014 13:14	11.1	29.8	3.264	0.47	13.06	27.47	327.5	24590
IW-118	3.19	76.5	4590	3/29/2014 13:29	11.101	29.8	3.205	0.47	13.06	27.57	328.7	24590
IW-118	3.2	76.75	4605	3/29/2014 13:44	11.102	29.8	3.264	0.47	13.06	26.9	320.7	24590
IW-118	3.21	77	4620	3/29/2014 13:59	11.1	29.79	3.235	0.47	13.06	26.85	320.1	24590
IW-118	3.22	77.25	4635	3/29/2014 14:14	11.097	29.79	3.235	0.47	13.06	26.67	317.9	24590
IW-118	3.23	77.5	4650	3/29/2014 14:29	11.094	29.79	3.205	0.47	13.06	25.97	309.6	24590
IW-118	3.24	77.75	4665	3/29/2014 14:44	11.089	29.79	3.235	0.47	13.05	26.17	312.1	24590

IW-118
TROLL 9500 Water Quality Instrument - ISCO Monitoring Data Summary
March-April 2014
Whirlpool Corporation
Fort Smith, Arkansas

Well	Time - Elapsed (Days)	Time - Elapsed (Hours)	Time - Elapsed (Minutes)	Time - Time Stamp	Level/Depth TOC (ft)	Barometric (in Hg)	Battery (volts)	ORP (V)	pH	RDO (mg/L)	RDO (%Saturation)	Conductivity (µS Actual)
IW-118	3.25	78	4680	3/29/2014 14:59	11.084	29.78	3.235	0.47	13.05	25.7	306.5	24590
IW-118	3.26	78.25	4695	3/29/2014 15:14	11.077	29.77	3.264	0.47	13.05	25.45	303.6	24590
IW-118	3.27	78.5	4710	3/29/2014 15:29	11.07	29.77	3.205	0.47	13.05	25.67	306.3	24590
IW-118	3.28	78.75	4725	3/29/2014 15:44	11.062	29.76	3.264	0.47	13.05	25.64	306	24590
IW-118	3.29	79	4740	3/29/2014 15:59	11.054	29.75	3.235	0.47	13.05	26.89	321	24590
IW-118	3.3	79.25	4755	3/29/2014 16:14	11.047	29.75	3.264	0.47	13.05	27.02	322.6	24590
IW-118	3.31	79.5	4770	3/29/2014 16:29	11.039	29.74	3.235	0.47	13.04	27	322.5	24590
IW-118	3.32	79.75	4785	3/29/2014 16:44	11.032	29.73	3.235	0.47	13.04	26.81	320.3	24590
IW-118	3.33	80	4800	3/29/2014 16:59	11.026	29.73	3.235	0.47	13.04	26.35	314.8	24590
IW-118	3.34	80.25	4815	3/29/2014 17:14	11.018	29.72	3.205	0.47	13.04	26.18	312.8	24590
IW-118	3.35	80.5	4830	3/29/2014 17:29	11.011	29.71	3.235	0.47	13.04	25.89	309.5	24590
IW-118	3.36	80.75	4845	3/29/2014 17:44	11.004	29.71	3.205	0.47	13.04	25.69	307.1	24590
IW-118	3.37	81	4860	3/29/2014 17:59	11	29.71	3.205	0.47	13.04	25.03	299.3	24590
IW-118	3.39	81.25	4875	3/29/2014 18:14	10.997	29.7	3.205	0.47	13.04	25.12	300.4	24590
IW-118	3.4	81.5	4890	3/29/2014 18:29	10.994	29.7	3.205	0.47	13.04	25.42	304	24590
IW-118	3.41	81.75	4905	3/29/2014 18:44	10.991	29.7	3.235	0.47	13.03	24.95	298.4	24590
IW-118	3.42	82	4920	3/29/2014 18:59	10.992	29.7	3.205	0.47	13.03	25.53	305.3	24590
IW-118	3.43	82.25	4935	3/29/2014 19:14	10.991	29.7	3.205	0.47	13.03	25.07	299.8	24590
IW-118	3.44	82.5	4950	3/29/2014 19:29	10.993	29.7	3.205	0.47	13.03	24.71	295.4	24590
IW-118	3.45	82.75	4965	3/29/2014 19:44	10.994	29.7	3.205	0.47	13.03	24.89	297.6	24590
IW-118	3.46	83	4980	3/29/2014 19:59	10.993	29.7	3.205	0.47	13.03	24.78	296.3	24590
IW-118	3.47	83.25	4995	3/29/2014 20:14	10.996	29.7	3.205	0.47	13.03	24.98	298.7	24590
IW-118	3.48	83.5	5010	3/29/2014 20:29	10.998	29.71	3.235	0.47	13.03	24.78	296.3	24590
IW-118	3.49	83.75	5025	3/29/2014 20:44	11.004	29.71	3.205	0.47	13.02	24.78	296.2	24590
IW-118	3.5	84	5040	3/29/2014 20:59	11.008	29.71	3.205	0.47	13.02	25.29	302.3	24590
IW-118	3.51	84.25	5055	3/29/2014 21:14	11.014	29.72	3.235	0.47	13.02	25.26	301.8	24590
IW-118	3.52	84.5	5070	3/29/2014 21:29	11.026	29.73	3.205	0.47	13.02	25.25	301.6	24590
IW-118	3.53	84.75	5085	3/29/2014 21:44	11.03	29.73	3.205	0.47	13.02	25.19	300.9	24590
IW-118	3.54	85	5100	3/29/2014 21:59	11.03	29.73	3.205	0.47	13.02	25.13	300.1	24590
IW-118	3.55	85.25	5115	3/29/2014 22:14	11.035	29.74	3.235	0.47	13.02	25.15	300.3	24590
IW-118	3.56	85.5	5130	3/29/2014 22:29	11.039	29.74	3.235	0.47	13.02	24.9	297.3	24590
IW-118	3.57	85.75	5145	3/29/2014 22:44	11.043	29.75	3.235	0.47	13.02	25.25	301.4	24590
IW-118	3.58	86	5160	3/29/2014 22:59	11.051	29.75	3.235	0.47	13.01	25.19	300.7	24590
IW-118	3.59	86.25	5175	3/29/2014 23:14	11.061	29.76	3.205	0.47	13.01	26.52	316.4	24590
IW-118	3.6	86.5	5190	3/29/2014 23:29	11.067	29.77	3.205	0.47	13.01	26.49	316	24590
IW-118	3.61	86.75	5205	3/29/2014 23:44	11.066	29.77	3.235	0.47	13.01	26.17	312.2	24590
IW-118	3.62	87	5220	3/29/2014 23:59	11.06	29.76	3.205	0.47	13.01	24.58	293.3	24590
IW-118	3.64	87.25	5235	3/30/2014 0:14	11.061	29.76	3.205	0.47	13.01	24.54	292.8	24590
IW-118	3.65	87.5	5250	3/30/2014 0:29	11.063	29.76	3.235	0.47	13.01	24.21	288.8	24590

IW-118
TROLL 9500 Water Quality Instrument - ISCO Monitoring Data Summary
March-April 2014
Whirlpool Corporation
Fort Smith, Arkansas

Well	Time - Elapsed (Days)	Time - Elapsed (Hours)	Time - Elapsed (Minutes)	Time - Time Stamp	Level/Depth TOC (ft)	Barometric (in Hg)	Battery (volts)	ORP (V)	pH	RDO (mg/L)	RDO (%Saturation)	Conductivity (µS Actual)
IW-118	3.66	87.75	5265	3/30/2014 0:44	11.064	29.77	3.205	0.47	13.01	24.13	287.8	24590
IW-118	3.67	88	5280	3/30/2014 0:59	11.059	29.76	3.235	0.47	13.01	24.34	290.4	24590
IW-118	3.68	88.25	5295	3/30/2014 1:14	11.058	29.76	3.235	0.47	13	23.99	286.2	24590
IW-118	3.69	88.5	5310	3/30/2014 1:29	11.051	29.75	3.205	0.47	13	26.36	314.5	24590
IW-118	3.7	88.75	5325	3/30/2014 1:44	11.05	29.75	3.205	0.47	13	27.03	322.6	24590
IW-118	3.71	89	5340	3/30/2014 1:59	11.045	29.75	3.205	0.47	13	27.06	323	24590
IW-118	3.72	89.25	5355	3/30/2014 2:14	11.044	29.75	3.205	0.47	13	27.1	323.5	24590
IW-118	3.73	89.5	5370	3/30/2014 2:29	11.042	29.75	3.205	0.47	13	26.6	317.6	24590
IW-118	3.74	89.75	5385	3/30/2014 2:44	11.045	29.75	3.235	0.47	13	26.07	311.1	24590
IW-118	3.75	90	5400	3/30/2014 2:59	11.046	29.75	3.205	0.47	13	25.47	304	24590
IW-118	3.76	90.25	5415	3/30/2014 3:14	11.045	29.75	3.205	0.47	13	25.19	300.6	24590
IW-118	3.77	90.5	5430	3/30/2014 3:29	11.044	29.75	3.205	0.47	12.99	24.94	297.7	24590
IW-118	3.78	90.75	5445	3/30/2014 3:44	11.045	29.75	3.235	0.47	12.99	24.85	296.6	24590
IW-118	3.79	91	5460	3/30/2014 3:59	11.031	29.74	3.205	0.47	12.99	24.67	294.5	24590
IW-118	3.8	91.25	5475	3/30/2014 4:14	11.03	29.74	3.235	0.47	12.99	24.18	288.6	24590
IW-118	3.81	91.5	5490	3/30/2014 4:29	11.026	29.73	3.205	0.47	12.99	24.71	295	24590
IW-118	3.82	91.75	5505	3/30/2014 4:44	11.022	29.73	3.205	0.47	12.99	24.37	291.1	24590
IW-118	3.83	92	5520	3/30/2014 4:59	11.021	29.73	3.205	0.47	12.99	24.14	288.3	24590
IW-118	3.84	92.25	5535	3/30/2014 5:14	11.025	29.73	3.235	0.47	12.99	24.16	288.5	24590
IW-118	3.85	92.5	5550	3/30/2014 5:29	11.025	29.73	3.205	0.47	12.99	24.31	290.3	24590
IW-118	3.86	92.75	5565	3/30/2014 5:44	11.023	29.73	3.205	0.47	12.99	24.07	287.4	24590
IW-118	3.87	93	5580	3/30/2014 5:59	11.02	29.73	3.235	0.47	12.98	23.68	282.7	24590
IW-118	3.89	93.25	5595	3/30/2014 6:14	11.024	29.73	3.205	0.47	12.98	23.59	281.7	24590
IW-118	3.9	93.5	5610	3/30/2014 6:29	11.031	29.74	3.205	0.47	12.98	23.44	279.8	24590
IW-118	3.91	93.75	5625	3/30/2014 6:44	11.035	29.74	3.205	0.47	12.98	23.33	278.5	24590
IW-118	3.92	94	5640	3/30/2014 6:59	11.038	29.74	3.235	0.47	12.98	23.1	275.7	24590
IW-118	3.93	94.25	5655	3/30/2014 7:14	11.038	29.74	3.205	0.47	12.98	23.2	276.8	24590
IW-118	3.94	94.5	5670	3/30/2014 7:29	11.039	29.75	3.235	0.47	12.98	22.95	273.9	24590
IW-118	3.95	94.75	5685	3/30/2014 7:44	11.043	29.75	3.235	0.47	12.98	23.1	275.6	24590
IW-118	3.96	95	5700	3/30/2014 7:59	11.039	29.75	3.176	0.47	12.98	24.66	294.3	24590
IW-118	3.97	95.25	5715	3/30/2014 8:14	11.038	29.75	3.205	0.47	12.97	24.25	289.4	24590
IW-118	3.98	95.5	5730	3/30/2014 8:29	11.038	29.75	3.205	0.47	12.97	24.31	290	24590
IW-118	3.99	95.75	5745	3/30/2014 8:44	11.041	29.75	3.205	0.47	12.97	23.61	281.8	24590
IW-118	4	96	5760	3/30/2014 8:59	11.043	29.75	3.235	0.47	12.97	23.47	280.1	24590
IW-118	4.01	96.25	5775	3/30/2014 9:14	11.045	29.75	3.235	0.47	12.97	23.14	276	24590
IW-118	4.02	96.5	5790	3/30/2014 9:29	11.048	29.75	3.205	0.47	12.97	22.82	272.2	24590
IW-118	4.03	96.75	5805	3/30/2014 9:44	11.047	29.75	3.235	0.47	12.97	22.78	271.8	24590
IW-118	4.04	97	5820	3/30/2014 9:59	11.047	29.75	3.235	0.47	12.97	23.02	274.6	24590
IW-118	4.05	97.25	5835	3/30/2014 10:14	11.048	29.76	3.235	0.47	12.97	23.11	275.7	24590

IW-118
TROLL 9500 Water Quality Instrument - ISCO Monitoring Data Summary
March-April 2014
Whirlpool Corporation
Fort Smith, Arkansas

Well	Time - Elapsed (Days)	Time - Elapsed (Hours)	Time - Elapsed (Minutes)	Time - Time Stamp	Level/Depth TOC (ft)	Barometric (in Hg)	Battery (volts)	ORP (V)	pH	RDO (mg/L)	RDO (%Saturation)	Conductivity (µS Actual)
IW-118	4.06	97.5	5850	3/30/2014 10:29	11.051	29.76	3.176	0.47	12.97	23.25	277.4	24590
IW-118	4.07	97.75	5865	3/30/2014 10:44	11.048	29.76	3.176	0.47	12.96	22.78	271.7	24590
IW-118	4.08	98	5880	3/30/2014 10:59	11.047	29.75	3.205	0.47	12.96	22.44	267.7	24590
IW-118	4.09	98.25	5895	3/30/2014 11:14	11.045	29.75	3.205	0.47	12.96	22.58	269.4	24590
IW-118	4.1	98.5	5910	3/30/2014 11:29	11.037	29.74	3.205	0.47	12.96	22.41	267.4	24590
IW-118	4.11	98.75	5925	3/30/2014 11:44	11.028	29.74	3.235	0.47	12.96	22.44	267.9	24590
IW-118	4.12	99	5940	3/30/2014 11:59	11.02	29.73	3.205	0.47	12.96	22.31	266.3	24590
IW-118	4.14	99.25	5955	3/30/2014 12:14	11.01	29.72	3.176	0.47	12.96	22.19	265	24590
IW-118	4.15	99.5	5970	3/30/2014 12:29	11.001	29.71	3.205	0.47	12.96	22.69	271.1	24590
IW-118	4.16	99.75	5985	3/30/2014 12:44	10.992	29.7	3.176	0.47	12.96	22.62	270.3	24590
IW-118	4.17	100	6000	3/30/2014 12:59	10.981	29.69	3.176	0.47	12.96	22.39	267.6	24590
IW-118	4.18	100.25	6015	3/30/2014 13:14	10.973	29.69	3.176	0.47	12.95	22.29	266.6	24590
IW-118	4.19	100.5	6030	3/30/2014 13:29	10.96	29.67	3.205	0.47	12.95	22.4	267.9	24590
IW-118	4.2	100.75	6045	3/30/2014 13:44	10.95	29.66	3.205	0.47	12.95	22.34	267.3	24590
IW-118	4.21	101	6060	3/30/2014 13:59	10.939	29.66	3.235	0.47	12.95	22.05	263.9	24590
IW-118	4.22	101.25	6075	3/30/2014 14:14	10.929	29.64	3.235	0.47	12.95	22.22	266	24590
IW-118	4.23	101.5	6090	3/30/2014 14:29	10.918	29.64	3.176	0.47	12.95	22.39	268.2	24590
IW-118	4.24	101.75	6105	3/30/2014 14:44	10.901	29.62	3.235	0.47	12.95	22.35	267.8	24590
IW-118	4.25	102	6120	3/30/2014 14:59	10.892	29.61	3.235	0.47	12.95	22.09	264.7	24590
IW-118	4.26	102.25	6135	3/30/2014 15:14	10.879	29.6	3.176	0.47	12.95	21.91	262.7	24590
IW-118	4.27	102.5	6150	3/30/2014 15:29	10.867	29.59	3.205	0.47	12.95	21.78	261.2	24590
IW-118	4.28	102.75	6165	3/30/2014 15:44	10.855	29.58	3.235	0.47	12.94	21.81	261.7	24590
IW-118	4.29	103	6180	3/30/2014 15:59	10.843	29.57	3.205	0.47	12.94	21.6	259.3	24590
IW-118	4.3	103.25	6195	3/30/2014 16:14	10.835	29.56	3.176	0.47	12.94	21.28	255.5	24590
IW-118	4.31	103.5	6210	3/30/2014 16:29	10.824	29.55	3.235	0.47	12.94	21.95	263.6	24590
IW-118	4.32	103.75	6225	3/30/2014 16:44	10.822	29.55	3.176	0.47	12.94	21.79	261.7	24590
IW-118	4.33	104	6240	3/30/2014 16:59	10.815	29.54	3.205	0.47	12.94	21.21	254.8	24590
IW-118	4.34	104.25	6255	3/30/2014 17:14	10.809	29.53	3.176	0.47	12.94	21.52	258.6	24590
IW-118	4.35	104.5	6270	3/30/2014 17:29	10.801	29.53	3.176	0.47	12.94	21.25	255.4	24590
IW-118	4.36	104.75	6285	3/30/2014 17:44	10.796	29.52	3.176	0.47	12.94	21.24	255.3	24590
IW-118	4.37	105	6300	3/30/2014 17:59	10.795	29.52	3.176	0.47	12.94	21.05	253	24590
IW-118	4.39	105.25	6315	3/30/2014 18:14	10.789	29.52	3.205	0.47	12.94	20.88	251	24590
IW-118	4.4	105.5	6330	3/30/2014 18:29	10.787	29.51	3.205	0.47	12.93	20.85	250.7	24590
IW-118	4.41	105.75	6345	3/30/2014 18:44	10.788	29.52	3.205	0.47	12.93	20.83	250.4	24590
IW-118	4.42	106	6360	3/30/2014 18:59	10.788	29.52	3.176	0.47	12.93	21.15	254.3	24590
IW-118	4.43	106.25	6375	3/30/2014 19:14	10.787	29.51	3.176	0.47	12.93	21.19	254.8	24590
IW-118	4.44	106.5	6390	3/30/2014 19:29	10.784	29.51	3.176	0.47	12.93	21	252.5	24590
IW-118	4.45	106.75	6405	3/30/2014 19:44	10.783	29.51	3.205	0.47	12.93	20.81	250.3	24590
IW-118	4.46	107	6420	3/30/2014 19:59	10.784	29.51	3.205	0.47	12.93	20.84	250.6	24590

IW-118
TROLL 9500 Water Quality Instrument - ISCO Monitoring Data Summary
March-April 2014
Whirlpool Corporation
Fort Smith, Arkansas

Well	Time - Elapsed (Days)	Time - Elapsed (Hours)	Time - Elapsed (Minutes)	Time - Time Stamp	Level/Depth TOC (ft)	Barometric (in Hg)	Battery (volts)	ORP (V)	pH	RDO (mg/L)	RDO (%Saturation)	Conductivity (µS Actual)
IW-118	4.47	107.25	6435	3/30/2014 20:14	10.783	29.51	3.205	0.47	12.93	20.5	246.5	24590
IW-118	4.48	107.5	6450	3/30/2014 20:29	10.786	29.51	3.176	0.47	12.92	20.5	246.4	24590
IW-118	4.49	107.75	6465	3/30/2014 20:44	10.787	29.51	3.176	0.47	12.92	21.16	254.4	24590
IW-118	4.5	108	6480	3/30/2014 20:59	10.789	29.52	3.176	0.45	12.91	22.99	276.3	24590
IW-118	4.51	108.25	6495	3/30/2014 21:14	10.789	29.52	3.205	0.47	12.91	21.05	253	24590
IW-118	4.52	108.5	6510	3/30/2014 21:29	10.789	29.52	3.205	0.47	12.92	20.98	252.2	24590
IW-118	4.53	108.75	6525	3/30/2014 21:44	10.793	29.52	3.205	0.47	12.92	20.41	245.4	24590
IW-118	4.54	109	6540	3/30/2014 21:59	10.795	29.52	3.176	0.47	12.92	21.95	263.8	24590
IW-118	4.55	109.25	6555	3/30/2014 22:14	10.791	29.52	3.176	0.47	12.92	21.43	257.6	24590
IW-118	4.56	109.5	6570	3/30/2014 22:29	10.786	29.51	3.205	0.47	12.92	21.04	253	24590
IW-118	4.57	109.75	6585	3/30/2014 22:44	10.779	29.51	3.205	0.47	12.92	20.6	247.7	24590
IW-118	4.58	110	6600	3/30/2014 22:59	10.778	29.51	3.205	0.47	12.92	20.14	242.2	24590
IW-118	4.59	110.25	6615	3/30/2014 23:14	10.779	29.51	3.205	0.47	12.92	19.5	234.5	24590
IW-118	4.6	110.5	6630	3/30/2014 23:29	10.778	29.51	3.176	0.47	12.92	18.97	228.1	24590
IW-118	4.61	110.75	6645	3/30/2014 23:44	10.772	29.5	3.176	0.47	12.92	19.01	228.6	24590
IW-118	4.62	111	6660	3/30/2014 23:59	10.769	29.5	3.176	0.47	12.92	18.7	224.9	24590
IW-118	4.64	111.25	6675	3/31/2014 0:14	10.765	29.5	3.205	0.47	12.92	18.5	222.5	24590
IW-118	4.65	111.5	6690	3/31/2014 0:29	10.769	29.5	3.205	0.47	12.92	18.22	219.2	24590
IW-118	4.66	111.75	6705	3/31/2014 0:44	10.771	29.5	3.205	0.47	12.92	18.36	220.8	24590
IW-118	4.67	112	6720	3/31/2014 0:59	10.773	29.5	3.176	0.47	12.92	18.14	218.1	24590
IW-118	4.68	112.25	6735	3/31/2014 1:14	10.775	29.5	3.176	0.47	12.92	17.91	215.3	24590
IW-118	4.69	112.5	6750	3/31/2014 1:29	10.777	29.51	3.205	0.47	12.92	18.09	217.6	24590
IW-118	4.7	112.75	6765	3/31/2014 1:44	10.776	29.51	3.176	0.47	12.92	18.04	216.9	24590
IW-118	4.71	113	6780	3/31/2014 1:59	10.768	29.5	3.205	0.47	12.92	17.95	215.9	24590
IW-118	4.72	113.25	6795	3/31/2014 2:14	10.758	29.49	3.176	0.47	12.91	17.85	214.7	24590
IW-118	4.73	113.5	6810	3/31/2014 2:29	10.749	29.48	3.205	0.47	12.91	17.94	215.9	24590
IW-118	4.74	113.75	6825	3/31/2014 2:44	10.745	29.48	3.205	0.47	12.91	18.02	216.8	24590
IW-118	4.75	114	6840	3/31/2014 2:59	10.749	29.48	3.176	0.47	12.91	17.93	215.7	24590
IW-118	4.76	114.25	6855	3/31/2014 3:14	10.742	29.47	3.205	0.47	12.91	18.04	217.1	24590
IW-118	4.77	114.5	6870	3/31/2014 3:29	10.735	29.47	3.176	0.47	12.91	18.14	218.3	24590
IW-118	4.78	114.75	6885	3/31/2014 3:44	10.732	29.47	3.176	0.47	12.91	17.93	215.8	24590
IW-118	4.79	115	6900	3/31/2014 3:59	10.725	29.46	3.205	0.47	12.91	17.82	214.6	24590
IW-118	4.8	115.25	6915	3/31/2014 4:14	10.725	29.46	3.176	0.47	12.91	17.64	212.4	24590
IW-118	4.81	115.5	6930	3/31/2014 4:29	10.717	29.45	3.176	0.47	12.91	17.69	213.1	24590
IW-118	4.82	115.75	6945	3/31/2014 4:44	10.712	29.45	3.176	0.47	12.9	17.62	212.2	24590
IW-118	4.83	116	6960	3/31/2014 4:59	10.71	29.44	3.176	0.47	12.9	17.48	210.7	24590
IW-118	4.84	116.25	6975	3/31/2014 5:14	10.702	29.44	3.176	0.47	12.9	19.53	235.4	24590
IW-118	4.85	116.5	6990	3/31/2014 5:29	10.702	29.44	3.205	0.47	12.9	19.09	230	24590
IW-118	4.86	116.75	7005	3/31/2014 5:44	10.7	29.44	3.205	0.47	12.9	18.44	222.2	24590

IW-118
TROLL 9500 Water Quality Instrument - ISCO Monitoring Data Summary
March-April 2014
Whirlpool Corporation
Fort Smith, Arkansas

Well	Time - Elapsed (Days)	Time - Elapsed (Hours)	Time - Elapsed (Minutes)	Time - Time Stamp	Level/Depth TOC (ft)	Barometric (in Hg)	Battery (volts)	ORP (V)	pH	RDO (mg/L)	RDO (%Saturation)	Conductivity (µS Actual)
IW-118	4.87	117	7020	3/31/2014 5:59	10.7	29.44	3.205	0.47	12.9	18.25	220	24590
IW-118	4.89	117.25	7035	3/31/2014 6:14	10.699	29.44	3.205	0.47	12.9	17.87	215.3	24590
IW-118	4.9	117.5	7050	3/31/2014 6:29	10.701	29.44	3.176	0.47	12.9	17.63	212.5	24590
IW-118	4.91	117.75	7065	3/31/2014 6:44	10.707	29.44	3.176	0.47	12.9	17.51	211	24590
IW-118	4.92	118	7080	3/31/2014 6:59	10.712	29.45	3.205	0.47	12.9	17.35	209	24590
IW-118	4.93	118.25	7095	3/31/2014 7:14	10.718	29.45	3.147	0.47	12.9	17.32	208.6	24590
IW-118	4.94	118.5	7110	3/31/2014 7:29	10.72	29.45	3.176	0.47	12.89	17.4	209.5	24590
IW-118	4.95	118.75	7125	3/31/2014 7:44	10.721	29.45	3.147	0.47	12.89	17.33	208.7	24590
IW-118	4.96	119	7140	3/31/2014 7:59	10.734	29.47	3.176	0.47	12.89	17.3	208.3	24590
IW-118	4.97	119.25	7155	3/31/2014 8:14	10.739	29.47	3.176	0.47	12.89	17.27	207.9	24590
IW-118	4.98	119.5	7170	3/31/2014 8:29	10.738	29.47	3.205	0.47	12.89	17.07	205.5	24590
IW-118	4.99	119.75	7185	3/31/2014 8:44	10.741	29.47	3.176	0.47	12.89	17.19	206.8	24590
IW-118	5	120	7200	3/31/2014 8:59	10.748	29.48	3.176	0.47	12.89	17.25	207.6	24590
IW-118	5.01	120.25	7215	3/31/2014 9:14	10.759	29.48	3.205	0.47	12.89	18.3	220.2	24590
IW-118	5.02	120.5	7230	3/31/2014 9:29	10.757	29.47	3.205	0.46	12.9	18.89	227.4	24590
IW-118	5.03	120.75	7245	3/31/2014 9:44	10.747	29.47	3.176	0.47	12.9	18.6	223.9	24590
IW-118	5.04	121	7260	3/31/2014 9:59	10.742	29.47	3.205	0.46	12.88	17.96	216.1	24590
IW-118	5.05	121.25	7275	3/31/2014 10:14	10.707	29.44	3.205	0.47	12.89	17.76	214	24590
IW-118	5.06	121.5	7290	3/31/2014 10:29	10.706	29.44	3.147	0.47	12.89	17.27	208.1	24590
IW-118	5.07	121.75	7305	3/31/2014 10:44	10.711	29.44	3.205	0.47	12.89	17.27	208	24590
IW-118	5.08	122	7320	3/31/2014 10:59	10.71	29.44	3.176	0.47	12.89	17.57	211.7	24590
IW-118	5.09	122.25	7335	3/31/2014 11:14	10.69	29.43	3.205	0.47	12.89	17.18	207.1	24590
IW-118	5.1	122.5	7350	3/31/2014 11:29	10.682	29.42	3.176	0.47	12.89	17.45	210.4	24590
IW-118	5.11	122.75	7365	3/31/2014 11:44	10.685	29.42	3.205	0.47	12.89	17.58	211.9	24590
IW-118	5.12	123	7380	3/31/2014 11:59	10.722	29.45	3.205	0.46	12.88	18.07	217.5	24590
IW-118	5.14	123.25	7395	3/31/2014 12:14	10.726	29.46	3.147	0.47	12.89	18.04	217.2	24590
IW-118	5.15	123.5	7410	3/31/2014 12:29	10.708	29.44	3.147	0.47	12.89	18.17	218.8	24590
IW-118	5.16	123.75	7425	3/31/2014 12:44	10.701	29.44	3.176	0.47	12.89	17.84	214.9	24590
IW-118	5.17	124	7440	3/31/2014 12:59	10.706	29.44	3.176	0.47	12.89	19.16	230.8	24590
IW-118	5.18	124.25	7455	3/31/2014 13:14	10.731	29.46	3.176	0.47	12.89	19.89	239.4	24590
IW-118	5.19	124.5	7470	3/31/2014 13:29	10.696	29.43	3.205	0.47	12.89	19.68	237.2	24590
IW-118	5.2	124.75	7485	3/31/2014 13:44	10.68	29.42	3.176	0.47	12.89	18.94	228.4	24590
IW-118	5.21	125	7500	3/31/2014 13:59	10.629	29.37	3.147	0.47	12.89	19.75	238.5	24590
IW-118	5.22	125.25	7515	3/31/2014 14:14	10.638	29.38	3.205	0.47	12.89	19.62	236.8	24590
IW-118	5.23	125.5	7530	3/31/2014 14:29	10.687	29.42	3.205	0.47	12.89	19.02	229.3	24590
IW-118	5.24	125.75	7545	3/31/2014 14:44	10.682	29.42	3.205	0.47	12.88	18.91	227.9	24590
IW-118	5.25	126	7560	3/31/2014 14:59	10.674	29.41	3.176	0.47	12.88	18.44	222.3	24590
IW-118	5.26	126.25	7575	3/31/2014 15:14	10.675	29.41	3.176	0.47	12.88	18.14	218.7	24590
IW-118	5.27	126.5	7590	3/31/2014 15:29	10.669	29.41	3.176	0.47	12.88	17.96	216.6	24590

IW-118
TROLL 9500 Water Quality Instrument - ISCO Monitoring Data Summary
March-April 2014
Whirlpool Corporation
Fort Smith, Arkansas

Well	Time - Elapsed (Days)	Time - Elapsed (Hours)	Time - Elapsed (Minutes)	Time - Time Stamp	Level/Depth TOC (ft)	Barometric (in Hg)	Battery (volts)	ORP (V)	pH	RDO (mg/L)	RDO (%Saturation)	Conductivity (µS Actual)
IW-118	5.28	126.75	7605	3/31/2014 15:44	10.659	29.4	3.176	0.47	12.88	18.04	217.6	24590
IW-118	5.29	127	7620	3/31/2014 15:59	10.653	29.39	3.147	0.47	12.88	18.23	219.9	24590
IW-118	5.3	127.25	7635	3/31/2014 16:14	10.642	29.38	3.147	0.47	12.88	18.12	218.6	24590
IW-118	5.31	127.5	7650	3/31/2014 16:29	10.642	29.38	3.176	0.46	12.88	18.61	224.5	24590
IW-118	5.32	127.75	7665	3/31/2014 16:44	10.643	29.38	3.147	0.46	12.88	17.92	216.3	24590
IW-118	5.33	128	7680	3/31/2014 16:59	10.648	29.39	3.147	0.46	12.88	17.56	211.8	24590
IW-118	5.34	128.25	7695	3/31/2014 17:14	10.65	29.39	3.176	0.46	12.88	18.2	219.5	24590
IW-118	5.35	128.5	7710	3/31/2014 17:29	10.655	29.39	3.176	0.46	12.88	18.44	222.4	24590
IW-118	5.36	128.75	7725	3/31/2014 17:44	10.657	29.4	3.176	0.46	12.88	18.08	218.1	24590
IW-118	5.37	129	7740	3/31/2014 17:59	10.666	29.4	3.147	0.46	12.87	18.25	220	24590
IW-118	5.39	129.25	7755	3/31/2014 18:14	10.669	29.41	3.176	0.46	12.87	18.17	219.1	24590
IW-118	5.4	129.5	7770	3/31/2014 18:29	10.668	29.41	3.176	0.46	12.87	18.08	218.1	24590
IW-118	5.41	129.75	7785	3/31/2014 18:44	10.677	29.41	3.147	0.46	12.87	18.25	220	24590
IW-118	5.42	130	7800	3/31/2014 18:59	10.685	29.42	3.176	0.46	12.87	18.04	217.4	24590
IW-118	5.43	130.25	7815	3/31/2014 19:14	10.685	29.42	3.147	0.46	12.87	18.18	219.2	24590
IW-118	5.44	130.5	7830	3/31/2014 19:29	10.682	29.42	3.147	0.46	12.87	17.88	215.5	24590
IW-118	5.45	130.75	7845	3/31/2014 19:44	10.684	29.42	3.147	0.46	12.87	17.74	213.8	24590
IW-118	5.46	131	7860	3/31/2014 19:59	10.684	29.42	3.176	0.46	12.87	17.72	213.5	24590
IW-118	5.47	131.25	7875	3/31/2014 20:14	10.679	29.42	3.147	0.46	12.87	19.41	234	24590
IW-118	5.48	131.5	7890	3/31/2014 20:29	10.673	29.41	3.176	0.46	12.87	19.47	234.7	24590
IW-118	5.49	131.75	7905	3/31/2014 20:44	10.677	29.42	3.176	0.46	12.87	19.51	235.1	24590
IW-118	5.5	132	7920	3/31/2014 20:59	10.682	29.42	3.176	0.46	12.87	19.48	234.8	24590
IW-118	5.51	132.25	7935	3/31/2014 21:14	10.687	29.42	3.147	0.46	12.86	19.37	233.4	24590
IW-118	5.52	132.5	7950	3/31/2014 21:29	10.691	29.43	3.176	0.46	12.86	18.99	228.8	24590
IW-118	5.53	132.75	7965	3/31/2014 21:44	10.708	29.44	3.147	0.46	12.86	18.85	227	24590
IW-118	5.54	133	7980	3/31/2014 21:59	10.714	29.45	3.147	0.46	12.86	18.55	223.3	24590
IW-118	5.55	133.25	7995	3/31/2014 22:14	10.716	29.45	3.176	0.46	12.86	18.41	221.6	24590
IW-118	5.56	133.5	8010	3/31/2014 22:29	10.721	29.46	3.176	0.46	12.86	18.24	219.5	24590
IW-118	5.57	133.75	8025	3/31/2014 22:44	10.732	29.47	3.147	0.46	12.86	18.18	218.8	24590
IW-118	5.58	134	8040	3/31/2014 22:59	10.736	29.47	3.176	0.46	12.86	17.97	216.2	24590
IW-118	5.59	134.25	8055	3/31/2014 23:14	10.737	29.47	3.176	0.46	12.86	17.82	214.3	24590
IW-118	5.6	134.5	8070	3/31/2014 23:29	10.742	29.47	3.147	0.46	12.86	18.82	226.3	24590
IW-118	5.61	134.75	8085	3/31/2014 23:44	10.754	29.49	3.147	0.46	12.86	18.44	221.7	24590
IW-118	5.62	135	8100	3/31/2014 23:59	10.761	29.49	3.176	0.46	12.86	18.29	219.8	24590
IW-118	5.64	135.25	8115	4/1/2014 0:14	10.756	29.49	3.176	0.46	12.86	18.04	216.9	24590
IW-118	5.65	135.5	8130	4/1/2014 0:29	10.767	29.5	3.176	0.46	12.85	17.75	213.3	24590
IW-118	5.66	135.75	8145	4/1/2014 0:44	10.766	29.5	3.176	0.46	12.85	17.5	210.3	24590
IW-118	5.67	136	8160	4/1/2014 0:59	10.761	29.49	3.176	0.46	12.85	17.38	208.9	24590
IW-118	5.68	136.25	8175	4/1/2014 1:14	10.76	29.49	3.147	0.46	12.85	18.06	217.1	24590

IW-118
TROLL 9500 Water Quality Instrument - ISCO Monitoring Data Summary
March-April 2014
Whirlpool Corporation
Fort Smith, Arkansas

Well	Time - Elapsed (Days)	Time - Elapsed (Hours)	Time - Elapsed (Minutes)	Time - Time Stamp	Level/Depth TOC (ft)	Barometric (in Hg)	Battery (volts)	ORP (V)	pH	RDO (mg/L)	RDO (%Saturation)	Conductivity (µS Actual)
IW-118	5.69	136.5	8190	4/1/2014 1:29	10.764	29.49	3.147	0.46	12.85	18.08	217.2	24590
IW-118	5.7	136.75	8205	4/1/2014 1:44	10.767	29.5	3.176	0.46	12.85	17.91	215.3	24590
IW-118	5.71	137	8220	4/1/2014 1:59	10.778	29.51	3.176	0.46	12.84	17.89	214.9	24590
IW-118	5.72	137.25	8235	4/1/2014 2:14	10.779	29.51	3.147	0.46	12.84	17.8	213.8	24590
IW-118	5.73	137.5	8250	4/1/2014 2:29	10.774	29.5	3.147	0.46	12.84	17.61	211.5	24590
IW-118	5.74	137.75	8265	4/1/2014 2:44	10.771	29.5	3.176	0.46	12.84	17.6	211.5	24590
IW-118	5.75	138	8280	4/1/2014 2:59	10.773	29.5	3.176	0.46	12.84	17.3	207.9	24590
IW-118	5.76	138.25	8295	4/1/2014 3:14	10.807	29.53	3.147	0.46	12.84	17.1	205.2	24590
IW-118	5.77	138.5	8310	4/1/2014 3:29	10.792	29.52	3.147	0.46	12.84	16.91	203	24590
IW-118	5.78	138.75	8325	4/1/2014 3:44	10.771	29.5	3.176	0.46	12.84	16.76	201.4	24590
IW-118	5.79	139	8340	4/1/2014 3:59	10.779	29.51	3.147	0.46	12.84	16.67	200.2	24590
IW-118	5.8	139.25	8355	4/1/2014 4:14	10.777	29.51	3.147	0.46	12.84	16.63	199.7	24590
IW-118	5.81	139.5	8370	4/1/2014 4:29	10.783	29.51	3.176	0.46	12.84	16.66	200.1	24590
IW-118	5.82	139.75	8385	4/1/2014 4:44	10.782	29.51	3.176	0.46	12.84	16.17	194.3	24590
IW-118	5.83	140	8400	4/1/2014 4:59	10.785	29.51	3.176	0.46	12.84	14.4	172.9	24590
IW-118	5.84	140.25	8415	4/1/2014 5:14	10.785	29.51	3.176	0.46	12.83	13.91	167.1	24590
IW-118	5.85	140.5	8430	4/1/2014 5:29	10.781	29.51	3.147	0.46	12.83	14.38	172.7	24590
IW-118	5.86	140.75	8445	4/1/2014 5:44	10.792	29.52	3.147	0.46	12.83	14.15	169.8	24590
IW-118	5.87	141	8460	4/1/2014 5:59	10.795	29.52	3.176	0.46	12.83	14.77	177.3	24590
IW-118	5.89	141.25	8475	4/1/2014 6:14	10.797	29.53	3.147	0.46	12.83	16.87	202.5	24590
IW-118	5.9	141.5	8490	4/1/2014 6:29	10.79	29.52	3.176	0.46	12.83	17.5	210.1	24590
IW-118	5.91	141.75	8505	4/1/2014 6:44	10.792	29.52	3.147	0.46	12.83	17.89	214.8	24590
IW-118	5.92	142	8520	4/1/2014 6:59	10.796	29.52	3.176	0.46	12.83	17.77	213.3	24590
IW-118	5.93	142.25	8535	4/1/2014 7:14	10.801	29.53	3.176	0.46	12.83	17.64	211.8	24590
IW-118	5.94	142.5	8550	4/1/2014 7:29	10.799	29.53	3.147	0.46	12.83	17.23	206.8	24590
IW-118	5.95	142.75	8565	4/1/2014 7:44	10.799	29.53	3.176	0.46	12.82	17.04	204.5	24590
IW-118	5.96	143	8580	4/1/2014 7:59	10.801	29.53	3.147	0.46	12.82	16.97	203.6	24590
IW-118	5.97	143.25	8595	4/1/2014 8:14	10.804	29.53	3.147	0.46	12.82	17.15	205.8	24590
IW-118	5.98	143.5	8610	4/1/2014 8:29	10.806	29.53	3.117	0.46	12.82	17.08	205	24590
IW-118	5.99	143.75	8625	4/1/2014 8:44	10.811	29.54	3.147	0.46	12.82	16.94	203.3	24590
IW-118	6	144	8640	4/1/2014 8:59	10.815	29.54	3.147	0.46	12.82	16.54	198.4	24590
IW-118	6.01	144.25	8655	4/1/2014 9:14	10.822	29.55	3.147	0.46	12.82	16.26	195	24590
IW-118	6.02	144.5	8670	4/1/2014 9:29	10.823	29.55	3.147	0.46	12.82	15.91	190.8	24590
IW-118	6.03	144.75	8685	4/1/2014 9:44	10.821	29.55	3.117	0.46	12.82	16.04	192.3	24590
IW-118	6.04	145	8700	4/1/2014 9:59	10.818	29.55	3.147	0.46	12.82	15.94	191.2	24590
IW-118	6.05	145.25	8715	4/1/2014 10:14	10.825	29.55	3.147	0.46	12.82	16.6	199	24590
IW-118	6.06	145.5	8730	4/1/2014 10:29	10.828	29.55	3.147	0.46	12.82	15.81	189.5	24580
IW-118	6.07	145.75	8745	4/1/2014 10:44	10.831	29.56	3.176	0.46	12.82	15.62	187.2	24580
IW-118	6.08	146	8760	4/1/2014 10:59	10.831	29.56	3.147	0.46	12.81	15.64	187.5	24580

IW-118
TROLL 9500 Water Quality Instrument - ISCO Monitoring Data Summary
March-April 2014
Whirlpool Corporation
Fort Smith, Arkansas

Well	Time - Elapsed (Days)	Time - Elapsed (Hours)	Time - Elapsed (Minutes)	Time - Time Stamp	Level/Depth TOC (ft)	Barometric (in Hg)	Battery (volts)	ORP (V)	pH	RDO (mg/L)	RDO (%Saturation)	Conductivity (µS Actual)
IW-118	6.09	146.25	8775	4/1/2014 11:14	10.831	29.56	3.117	0.46	12.81	15.62	187.3	24580
IW-118	6.1	146.5	8790	4/1/2014 11:29	10.828	29.55	3.176	0.46	12.81	15.24	182.7	24580
IW-118	6.11	146.75	8805	4/1/2014 11:44	10.823	29.55	3.176	0.46	12.81	15.42	184.9	24580
IW-118	6.12	147	8820	4/1/2014 11:59	10.818	29.54	3.117	0.46	12.81	14.96	179.5	24580
IW-118	6.14	147.25	8835	4/1/2014 12:14	10.812	29.54	3.176	0.46	12.81	14.86	178.2	24580
IW-118	6.15	147.5	8850	4/1/2014 12:29	10.801	29.53	3.147	0.46	12.81	14.83	177.9	24580
IW-118	6.16	147.75	8865	4/1/2014 12:44	10.794	29.52	3.147	0.46	12.81	14.81	177.7	24580
IW-118	6.17	148	8880	4/1/2014 12:59	10.788	29.52	3.147	0.46	12.81	14.62	175.5	24580
IW-118	6.18	148.25	8895	4/1/2014 13:14	10.778	29.51	3.176	0.46	12.81	14.51	174.2	24580
IW-118	6.19	148.5	8910	4/1/2014 13:29	10.776	29.51	3.176	0.46	12.81	14.59	175.2	24580
IW-118	6.2	148.75	8925	4/1/2014 13:44	10.77	29.5	3.176	0.46	12.81	14.34	172.2	24580
IW-118	6.21	149	8940	4/1/2014 13:59	10.763	29.5	3.117	0.46	12.81	14.23	170.9	24580
IW-118	6.22	149.25	8955	4/1/2014 14:14	10.754	29.49	3.117	0.46	12.8	14.31	171.9	24580
IW-118	6.23	149.5	8970	4/1/2014 14:29	10.748	29.48	3.147	0.46	12.8	14.11	169.6	24580
IW-118	6.24	149.75	8985	4/1/2014 14:44	10.74	29.47	3.176	0.46	12.8	13.13	157.8	24580
IW-118	6.25	150	9000	4/1/2014 14:59	10.732	29.47	3.117	0.46	12.8	12.91	155.2	24580
IW-118	6.26	150.25	9015	4/1/2014 15:14	10.721	29.46	3.147	0.46	12.8	12.64	152	24580
IW-118	6.27	150.5	9030	4/1/2014 15:29	10.712	29.45	3.147	0.46	12.8	12.47	150.1	24580
IW-118	6.28	150.75	9045	4/1/2014 15:44	10.707	29.44	3.117	0.46	12.8	12.82	154.2	24580
IW-118	6.29	151	9060	4/1/2014 15:59	10.701	29.44	3.147	0.46	12.8	12.68	152.6	24580
IW-118	6.3	151.25	9075	4/1/2014 16:14	10.698	29.44	3.117	0.46	12.8	12.78	153.9	24580
IW-118	6.31	151.5	9090	4/1/2014 16:29	10.693	29.43	3.117	0.46	12.8	12.64	152.2	24580
IW-118	6.32	151.75	9105	4/1/2014 16:44	10.689	29.43	3.147	0.46	12.8	12.47	150.2	24580
IW-118	6.33	152	9120	4/1/2014 16:59	10.683	29.42	3.147	0.46	12.79	12.48	150.2	24580
IW-118	6.34	152.25	9135	4/1/2014 17:14	10.675	29.42	3.147	0.46	12.79	12.29	148.1	24580
IW-118	6.35	152.5	9150	4/1/2014 17:29	10.669	29.41	3.147	0.46	12.79	12.18	146.7	24580
IW-118	6.36	152.75	9165	4/1/2014 17:44	10.668	29.41	3.117	0.46	12.79	12.08	145.5	24580
IW-118	6.37	153	9180	4/1/2014 17:59	10.667	29.41	3.176	0.46	12.79	11.98	144.4	24580
IW-118	6.39	153.25	9195	4/1/2014 18:14	10.666	29.41	3.117	0.46	12.79	12.02	144.8	24580
IW-118	6.4	153.5	9210	4/1/2014 18:29	10.667	29.41	3.176	0.46	12.79	11.84	142.6	24580
IW-118	6.41	153.75	9225	4/1/2014 18:44	10.666	29.41	3.176	0.46	12.79	11.91	143.5	24580
IW-118	6.42	154	9240	4/1/2014 18:59	10.664	29.4	3.147	0.45	12.79	11.75	141.5	24580
IW-118	6.43	154.25	9255	4/1/2014 19:14	10.661	29.4	3.176	0.45	12.79	11.66	140.5	24580
IW-118	6.44	154.5	9270	4/1/2014 19:29	10.659	29.4	3.117	0.45	12.79	11.63	140.2	24580
IW-118	6.45	154.75	9285	4/1/2014 19:44	10.656	29.4	3.176	0.45	12.79	11.64	140.2	24580
IW-118	6.46	155	9300	4/1/2014 19:59	10.657	29.4	3.176	0.45	12.79	11.63	140.2	24580
IW-118	6.47	155.25	9315	4/1/2014 20:14	10.656	29.4	3.176	0.45	12.79	11.63	140.1	24580
IW-118	6.48	155.5	9330	4/1/2014 20:29	10.657	29.4	3.117	0.45	12.78	11.53	138.9	24580
IW-118	6.49	155.75	9345	4/1/2014 20:44	10.655	29.4	3.117	0.45	12.78	11.47	138.2	24580

IW-118
TROLL 9500 Water Quality Instrument - ISCO Monitoring Data Summary
March-April 2014
Whirlpool Corporation
Fort Smith, Arkansas

Well	Time - Elapsed (Days)	Time - Elapsed (Hours)	Time - Elapsed (Minutes)	Time - Time Stamp	Level/Depth TOC (ft)	Barometric (in Hg)	Battery (volts)	ORP (V)	pH	RDO (mg/L)	RDO (%Saturation)	Conductivity (µS Actual)
IW-118	6.5	156	9360	4/1/2014 20:59	10.656	29.4	3.147	0.45	12.78	12.66	152.5	24580
IW-118	6.51	156.25	9375	4/1/2014 21:14	10.658	29.4	3.176	0.45	12.78	12.75	153.6	24580
IW-118	6.52	156.5	9390	4/1/2014 21:29	10.662	29.4	3.176	0.45	12.78	14.24	171.5	24580
IW-118	6.53	156.75	9405	4/1/2014 21:44	10.661	29.4	3.117	0.45	12.78	14.38	173.2	24580
IW-118	6.54	157	9420	4/1/2014 21:59	10.666	29.41	3.117	0.45	12.78	13.98	168.4	24580
IW-118	6.55	157.25	9435	4/1/2014 22:14	10.671	29.41	3.176	0.45	12.78	14.36	172.9	24580
IW-118	6.56	157.5	9450	4/1/2014 22:29	10.676	29.42	3.176	0.45	12.78	14.1	169.7	24580
IW-118	6.57	157.75	9465	4/1/2014 22:44	10.677	29.42	3.147	0.45	12.78	13.5	162.6	24580
IW-118	6.58	158	9480	4/1/2014 22:59	10.679	29.42	3.147	0.45	12.77	13.94	167.8	24580
IW-118	6.59	158.25	9495	4/1/2014 23:14	10.687	29.43	3.176	0.45	12.77	13.89	167.2	24580
IW-118	6.6	158.5	9510	4/1/2014 23:29	10.685	29.42	3.147	0.45	12.77	14.52	174.8	24580
IW-118	6.61	158.75	9525	4/1/2014 23:44	10.684	29.42	3.147	0.45	12.77	14.36	172.9	24580
IW-118	6.62	159	9540	4/1/2014 23:59	10.679	29.42	3.176	0.45	12.77	14.22	171.2	24580
IW-118	6.64	159.25	9555	4/2/2014 0:14	10.682	29.42	3.117	0.45	12.77	14.33	172.5	24580
IW-118	6.65	159.5	9570	4/2/2014 0:29	10.679	29.42	3.176	0.45	12.77	14.1	169.8	24580
IW-118	6.66	159.75	9585	4/2/2014 0:44	10.679	29.42	3.147	0.45	12.76	13.91	167.5	24580
IW-118	6.67	160	9600	4/2/2014 0:59	10.67	29.41	3.176	0.45	12.76	13.88	167.2	24580
IW-118	6.68	160.25	9615	4/2/2014 1:14	10.664	29.4	3.176	0.45	12.76	14.19	170.9	24580
IW-118	6.69	160.5	9630	4/2/2014 1:29	10.653	29.39	3.117	0.45	12.76	13.75	165.7	24580
IW-118	6.7	160.75	9645	4/2/2014 1:44	10.642	29.38	3.117	0.45	12.76	13.5	162.7	24580
IW-118	6.71	161	9660	4/2/2014 1:59	10.628	29.37	3.117	0.46	12.76	13.34	160.8	24580
IW-118	6.72	161.25	9675	4/2/2014 2:14	10.649	29.39	3.117	0.45	12.76	13.24	159.6	24580
IW-118	6.73	161.5	9690	4/2/2014 2:29	10.653	29.39	3.117	0.45	12.76	13.17	158.7	24580
IW-118	6.74	161.75	9705	4/2/2014 2:44	10.657	29.4	3.147	0.45	12.76	13.07	157.4	24580
IW-118	6.75	162	9720	4/2/2014 2:59	10.652	29.39	3.176	0.45	12.76	12.86	154.9	24580
IW-118	6.76	162.25	9735	4/2/2014 3:14	10.647	29.39	3.147	0.45	12.76	12.89	155.3	24580
IW-118	6.77	162.5	9750	4/2/2014 3:29	10.649	29.39	3.176	0.45	12.76	13.33	160.6	24580
IW-118	6.78	162.75	9765	4/2/2014 3:44	10.646	29.39	3.117	0.45	12.75	13.19	159	24580
IW-118	6.79	163	9780	4/2/2014 3:59	10.646	29.39	3.176	0.45	12.75	13.63	164.2	24580
IW-118	6.8	163.25	9795	4/2/2014 4:14	10.644	29.39	3.147	0.45	12.75	13.46	162.2	24580
IW-118	6.81	163.5	9810	4/2/2014 4:29	10.646	29.39	3.117	0.45	12.75	13.37	161.1	24580
IW-118	6.82	163.75	9825	4/2/2014 4:44	10.646	29.39	3.147	0.45	12.75	13.27	159.9	24580
IW-118	6.83	164	9840	4/2/2014 4:59	10.641	29.38	3.147	0.45	12.75	13.1	157.9	24580
IW-118	6.84	164.25	9855	4/2/2014 5:14	10.642	29.39	3.117	0.45	12.75	13.05	157.3	24580
IW-118	6.85	164.5	9870	4/2/2014 5:29	10.639	29.38	3.117	0.45	12.75	12.95	156.1	24580
IW-118	6.86	164.75	9885	4/2/2014 5:44	10.637	29.38	3.147	0.45	12.75	12.84	154.7	24580
IW-118	6.87	165	9900	4/2/2014 5:59	10.636	29.38	3.147	0.45	12.75	12.78	154.1	24580
IW-118	6.89	165.25	9915	4/2/2014 6:14	10.634	29.38	3.147	0.45	12.75	12.85	154.9	24580
IW-118	6.9	165.5	9930	4/2/2014 6:29	10.636	29.38	3.147	0.45	12.75	13.45	162.1	24580

IW-118
TROLL 9500 Water Quality Instrument - ISCO Monitoring Data Summary
March-April 2014
Whirlpool Corporation
Fort Smith, Arkansas

Well	Time - Elapsed (Days)	Time - Elapsed (Hours)	Time - Elapsed (Minutes)	Time - Time Stamp	Level/Depth TOC (ft)	Barometric (in Hg)	Battery (volts)	ORP (V)	pH	RDO (mg/L)	RDO (%Saturation)	Conductivity (µS Actual)
IW-118	6.91	165.75	9945	4/2/2014 6:44	10.633	29.38	3.147	0.45	12.75	13.29	160.2	24580
IW-118	6.92	166	9960	4/2/2014 6:59	10.639	29.38	3.117	0.45	12.75	13.06	157.4	24580
IW-118	6.93	166.25	9975	4/2/2014 7:14	10.641	29.38	3.117	0.45	12.74	13.7	165.1	24580
IW-118	6.94	166.5	9990	4/2/2014 7:29	10.637	29.38	3.176	0.45	12.74	12.9	155.5	24580
IW-118	6.95	166.75	10005	4/2/2014 7:44	10.64	29.38	3.117	0.45	12.74	12.66	152.5	24580
IW-118	6.96	167	10020	4/2/2014 7:59	10.639	29.38	3.147	0.45	12.74	12.56	151.4	24580
IW-118	6.97	167.25	10035	4/2/2014 8:14	10.636	29.38	3.117	0.45	12.74	12.42	149.7	24580
IW-118	6.98	167.5	10050	4/2/2014 8:29	10.641	29.38	3.147	0.45	12.74	12.53	150.9	24580
IW-118	6.99	167.75	10065	4/2/2014 8:44	10.638	29.38	3.147	0.45	12.74	12.61	152	24580
IW-118	7	168	10080	4/2/2014 8:59	10.64	29.38	3.176	0.45	12.74	12.54	151.2	24580
IW-118	7.01	168.25	10095	4/2/2014 9:14	10.637	29.38	3.147	0.45	12.74	12.38	149.2	24580
IW-118	7.02	168.5	10110	4/2/2014 9:29	10.641	29.38	3.147	0.45	12.74	12.29	148.1	24580
IW-118	7.03	168.75	10125	4/2/2014 9:44	10.641	29.38	3.147	0.45	12.74	12.2	147	24580
IW-118	7.04	169	10140	4/2/2014 9:59	10.64	29.38	3.147	0.45	12.74	13.66	164.6	24580
IW-118	7.05	169.25	10155	4/2/2014 10:14	10.641	29.38	3.147	0.45	12.74	14.44	174	24580
IW-118	7.06	169.5	10170	4/2/2014 10:29	10.644	29.39	3.176	0.45	12.73	13.96	168.2	24580
IW-118	7.07	169.75	10185	4/2/2014 10:44	10.645	29.39	3.147	0.45	12.73	13.88	167.2	24580
IW-118	7.08	170	10200	4/2/2014 10:59	10.643	29.39	3.147	0.45	12.73	14.49	174.6	24580
IW-118	7.09	170.25	10215	4/2/2014 11:14	10.64	29.38	3.147	0.45	12.73	14.25	171.7	24580
IW-118	7.1	170.5	10230	4/2/2014 11:29	10.638	29.38	3.147	0.45	12.73	13.95	168.1	24580
IW-118	7.11	170.75	10245	4/2/2014 11:44	10.633	29.38	3.117	0.45	12.73	13.54	163.2	24580
IW-118	7.12	171	10260	4/2/2014 11:59	10.627	29.37	3.117	0.45	12.73	12.99	156.6	24580
IW-118	7.14	171.25	10275	4/2/2014 12:14	10.621	29.37	3.117	0.45	12.73	12.56	151.4	24580
IW-118	7.15	171.5	10290	4/2/2014 12:29	10.615	29.36	3.117	0.45	12.73	12.38	149.3	24580
IW-118	7.16	171.75	10305	4/2/2014 12:44	10.613	29.36	3.147	0.45	12.73	12.35	149	24580
IW-118	7.17	172	10320	4/2/2014 12:59	10.606	29.35	3.117	0.45	12.73	12.22	147.5	24580
IW-118	7.18	172.25	10335	4/2/2014 13:14	10.604	29.35	3.147	0.45	12.73	11.99	144.7	24580
IW-118	7.19	172.5	10350	4/2/2014 13:29	10.594	29.34	3.117	0.45	12.73	12.2	147.2	24580
IW-118	7.2	172.75	10365	4/2/2014 13:44	10.593	29.34	3.117	0.45	12.73	11.91	143.7	24580
IW-118	7.21	173	10380	4/2/2014 13:59	10.59	29.34	3.117	0.45	12.73	11.7	141.2	24580
IW-118	7.22	173.25	10395	4/2/2014 14:14	10.58	29.33	3.147	0.45	12.72	12.5	150.9	24580
IW-118	7.23	173.5	10410	4/2/2014 14:29	10.575	29.32	3.117	0.45	12.72	13.64	164.7	24580
IW-118	7.24	173.75	10425	4/2/2014 14:44	10.572	29.32	3.117	0.45	12.72	13.48	162.8	24580
IW-118	7.25	174	10440	4/2/2014 14:59	10.565	29.31	3.117	0.45	12.72	13.05	157.6	24580
IW-118	7.26	174.25	10455	4/2/2014 15:14	10.563	29.31	3.147	0.45	12.72	12.64	152.6	24580
IW-118	7.27	174.5	10470	4/2/2014 15:29	10.559	29.31	3.147	0.45	12.72	12.12	146.4	24580
IW-118	7.28	174.75	10485	4/2/2014 15:44	10.555	29.31	3.117	0.45	12.72	11.76	142.1	24580
IW-118	7.29	175	10500	4/2/2014 15:59	10.551	29.3	3.147	0.45	12.72	11.53	139.4	24580
IW-118	7.3	175.25	10515	4/2/2014 16:14	10.548	29.3	3.117	0.45	12.72	11.38	137.5	24580

IW-118
TROLL 9500 Water Quality Instrument - ISCO Monitoring Data Summary
March-April 2014
Whirlpool Corporation
Fort Smith, Arkansas

Well	Time - Elapsed (Days)	Time - Elapsed (Hours)	Time - Elapsed (Minutes)	Time - Time Stamp	Level/Depth TOC (ft)	Barometric (in Hg)	Battery (volts)	ORP (V)	pH	RDO (mg/L)	RDO (%Saturation)	Conductivity (µS Actual)
IW-118	7.31	175.5	10530	4/2/2014 16:29	10.543	29.29	3.117	0.45	12.72	11.13	134.5	24580
IW-118	7.32	175.75	10545	4/2/2014 16:44	10.538	29.29	3.147	0.45	12.72	10.94	132.3	24580
IW-118	7.33	176	10560	4/2/2014 16:59	10.538	29.29	3.147	0.45	12.72	10.86	131.3	24580
IW-118	7.34	176.25	10575	4/2/2014 17:14	10.534	29.29	3.147	0.45	12.72	10.76	130	24580
IW-118	7.35	176.5	10590	4/2/2014 17:29	10.534	29.29	3.147	0.45	12.72	10.62	128.4	24580
IW-118	7.36	176.75	10605	4/2/2014 17:44	10.531	29.28	3.117	0.45	12.71	10.58	128	24580
IW-118	7.37	177	10620	4/2/2014 17:59	10.53	29.28	3.117	0.45	12.71	10.51	127.1	24580
IW-118	7.39	177.25	10635	4/2/2014 18:14	10.528	29.28	3.117	0.45	12.71	10.47	126.6	24580
IW-118	7.4	177.5	10650	4/2/2014 18:29	10.525	29.28	3.147	0.45	12.71	10.41	125.9	24580
IW-118	7.41	177.75	10665	4/2/2014 18:44	10.522	29.27	3.117	0.45	12.71	10.31	124.7	24580
IW-118	7.42	178	10680	4/2/2014 18:59	10.52	29.27	3.117	0.45	12.71	10.3	124.6	24580
IW-118	7.43	178.25	10695	4/2/2014 19:14	10.516	29.27	3.147	0.45	12.71	10.19	123.3	24580
IW-118	7.44	178.5	10710	4/2/2014 19:29	10.515	29.27	3.117	0.45	12.71	10.14	122.7	24580
IW-118	7.45	178.75	10725	4/2/2014 19:44	10.511	29.26	3.117	0.45	12.71	10.64	128.6	24580
IW-118	7.46	179	10740	4/2/2014 19:59	10.511	29.27	3.117	0.45	12.71	10.58	128	24580
IW-118	7.47	179.25	10755	4/2/2014 20:14	10.51	29.26	3.147	0.45	12.71	10.49	126.9	24580
IW-118	7.48	179.5	10770	4/2/2014 20:29	10.51	29.26	3.117	0.45	12.71	10.36	125.3	24580
IW-118	7.49	179.75	10785	4/2/2014 20:44	10.516	29.27	3.147	0.45	12.71	10.45	126.3	24580
IW-118	7.5	180	10800	4/2/2014 20:59	10.513	29.27	3.117	0.45	12.71	10.29	124.4	24580
IW-118	7.51	180.25	10815	4/2/2014 21:14	10.518	29.27	3.147	0.45	12.71	10.21	123.5	24580
IW-118	7.52	180.5	10830	4/2/2014 21:29	10.519	29.27	3.117	0.45	12.7	10.11	122.3	24580
IW-118	7.53	180.75	10845	4/2/2014 21:44	10.515	29.27	3.147	0.45	12.7	10.06	121.7	24580
IW-118	7.54	181	10860	4/2/2014 21:59	10.505	29.26	3.117	0.45	12.7	10.28	124.4	24580
IW-118	7.55	181.25	10875	4/2/2014 22:14	10.496	29.25	3.147	0.45	12.7	10.2	123.4	24580
IW-118	7.56	181.5	10890	4/2/2014 22:29	10.496	29.25	3.117	0.45	12.7	10.17	123.1	24580
IW-118	7.57	181.75	10905	4/2/2014 22:44	10.501	29.25	3.117	0.45	12.7	10.09	122.1	24580
IW-118	7.58	182	10920	4/2/2014 22:59	10.505	29.26	3.147	0.45	12.7	10.08	121.9	24580
IW-118	7.59	182.25	10935	4/2/2014 23:14	10.508	29.26	3.147	0.45	12.7	9.98	120.7	24580
IW-118	7.6	182.5	10950	4/2/2014 23:29	10.51	29.26	3.117	0.45	12.7	10.81	130.8	24580
IW-118	7.61	182.75	10965	4/2/2014 23:44	10.503	29.26	3.147	0.45	12.7	10.84	131.2	24580
IW-118	7.62	183	10980	4/2/2014 23:59	10.504	29.26	3.147	0.45	12.7	10.69	129.3	24580
IW-118	7.64	183.25	10995	4/3/2014 0:14	10.501	29.25	3.147	0.45	12.7	10.62	128.5	24580
IW-118	7.65	183.5	11010	4/3/2014 0:29	10.498	29.25	3.147	0.45	12.7	10.59	128.2	24580
IW-118	7.66	183.75	11025	4/3/2014 0:44	10.496	29.25	3.147	0.45	12.7	10.51	127.2	24580
IW-118	7.67	184	11040	4/3/2014 0:59	10.496	29.25	3.117	0.45	12.7	10.49	127	24580
IW-118	7.68	184.25	11055	4/3/2014 1:14	10.493	29.25	3.147	0.45	12.7	10.38	125.6	24580
IW-118	7.69	184.5	11070	4/3/2014 1:29	10.487	29.24	3.147	0.45	12.69	10.98	133	24580
IW-118	7.7	184.75	11085	4/3/2014 1:44	10.478	29.23	3.117	0.45	12.69	10.97	132.8	24580
IW-118	7.71	185	11100	4/3/2014 1:59	10.472	29.23	3.147	0.45	12.69	10.88	131.8	24580

IW-118
TROLL 9500 Water Quality Instrument - ISCO Monitoring Data Summary
March-April 2014
Whirlpool Corporation
Fort Smith, Arkansas

Well	Time - Elapsed (Days)	Time - Elapsed (Hours)	Time - Elapsed (Minutes)	Time - Time Stamp	Level/Depth TOC (ft)	Barometric (in Hg)	Battery (volts)	ORP (V)	pH	RDO (mg/L)	RDO (%Saturation)	Conductivity (µS Actual)
IW-118	7.72	185.25	11115	4/3/2014 2:14	10.468	29.23	3.117	0.45	12.69	10.73	129.9	24580
IW-118	7.73	185.5	11130	4/3/2014 2:29	10.467	29.22	3.117	0.45	12.69	10.68	129.3	24580
IW-118	7.74	185.75	11145	4/3/2014 2:44	10.459	29.22	3.147	0.45	12.69	10.86	131.6	24580
IW-118	7.75	186	11160	4/3/2014 2:59	10.454	29.21	3.147	0.45	12.69	10.8	130.8	24580
IW-118	7.76	186.25	11175	4/3/2014 3:14	10.449	29.21	3.117	0.45	12.69	10.7	129.6	24580
IW-118	7.77	186.5	11190	4/3/2014 3:29	10.444	29.2	3.147	0.45	12.69	10.61	128.6	24580
IW-118	7.78	186.75	11205	4/3/2014 3:44	10.445	29.2	3.117	0.45	12.69	10.58	128.2	24580
IW-118	7.79	187	11220	4/3/2014 3:59	10.443	29.2	3.117	0.45	12.69	10.49	127.2	24580
IW-118	7.8	187.25	11235	4/3/2014 4:14	10.433	29.19	3.117	0.45	12.69	10.34	125.3	24580
IW-118	7.81	187.5	11250	4/3/2014 4:29	10.436	29.19	3.147	0.45	12.69	10.3	124.9	24580
IW-118	7.82	187.75	11265	4/3/2014 4:44	10.435	29.19	3.147	0.45	12.69	10.27	124.5	24580
IW-118	7.83	188	11280	4/3/2014 4:59	10.437	29.2	3.147	0.45	12.68	10.22	123.9	24580
IW-118	7.84	188.25	11295	4/3/2014 5:14	10.44	29.2	3.147	0.45	12.68	10.14	122.9	24580
IW-118	7.85	188.5	11310	4/3/2014 5:29	10.439	29.2	3.117	0.45	12.68	10.71	129.8	24580
IW-118	7.86	188.75	11325	4/3/2014 5:44	10.445	29.2	3.147	0.45	12.68	10.89	132	24580
IW-118	7.87	189	11340	4/3/2014 5:59	10.45	29.21	3.117	0.45	12.68	10.81	130.9	24580
IW-118	7.89	189.25	11355	4/3/2014 6:14	10.454	29.21	3.147	0.45	12.68	10.74	130.1	24580
IW-118	7.9	189.5	11370	4/3/2014 6:29	10.463	29.22	3.117	0.45	12.68	10.47	126.8	24580
IW-118	7.91	189.75	11385	4/3/2014 6:44	10.467	29.22	3.117	0.45	12.68	10.44	126.5	24580
IW-118	7.92	190	11400	4/3/2014 6:59	10.468	29.22	3.117	0.45	12.68	10.33	125.1	24580
IW-118	7.93	190.25	11415	4/3/2014 7:14	10.472	29.23	3.117	0.45	12.68	10.17	123.1	24580
IW-118	7.94	190.5	11430	4/3/2014 7:29	10.472	29.23	3.117	0.45	12.68	10	121.1	24580
IW-118	7.95	190.75	11445	4/3/2014 7:44	10.47	29.23	3.147	0.45	12.68	9.94	120.4	24580
IW-118	7.96	191	11460	4/3/2014 7:59	10.461	29.22	3.147	0.45	12.67	9.82	118.9	24580
IW-118	7.97	191.25	11475	4/3/2014 8:14	10.449	29.21	3.147	0.45	12.67	9.7	117.6	24580
IW-118	7.98	191.5	11490	4/3/2014 8:29	10.454	29.21	3.117	0.45	12.67	9.64	116.7	24580
IW-118	7.99	191.75	11505	4/3/2014 8:44	10.451	29.21	3.117	0.45	12.67	9.5	115.1	24580
IW-118	8	192	11520	4/3/2014 8:59	10.472	29.23	3.117	0.45	12.67	9.41	114	24580
IW-118	8.01	192.25	11535	4/3/2014 9:14	10.471	29.22	3.147	0.45	12.67	9.43	114.2	24580
IW-118	8.02	192.5	11550	4/3/2014 9:29	10.445	29.2	3.117	0.45	12.67	9.43	114.3	24580
IW-118	8.03	192.75	11565	4/3/2014 9:44	10.463	29.22	3.117	0.45	12.67	9.4	113.8	24580
IW-118	8.04	193	11580	4/3/2014 9:59	10.458	29.21	3.117	0.45	12.67	9.25	112.1	24580
IW-118	8.05	193.25	11595	4/3/2014 10:14	10.449	29.21	3.117	0.45	12.67	9.27	112.4	24580
IW-118	8.06	193.5	11610	4/3/2014 10:29	10.443	29.2	3.147	0.45	12.67	9.22	111.7	24580
IW-118	8.07	193.75	11625	4/3/2014 10:44	10.444	29.2	3.147	0.45	12.67	9.15	110.8	24580
IW-118	8.08	194	11640	4/3/2014 10:59	10.456	29.21	3.117	0.45	12.67	9.1	110.2	24580
IW-118	8.09	194.25	11655	4/3/2014 11:14	10.451	29.21	3.117	0.45	12.67	9.13	110.6	24580
IW-118	8.1	194.5	11670	4/3/2014 11:29	10.432	29.19	3.147	0.45	12.67	9.15	110.9	24580
IW-118	8.11	194.75	11685	4/3/2014 11:44	10.408	29.17	3.117	0.45	12.67	9.09	110.3	24580

IW-118
TROLL 9500 Water Quality Instrument - ISCO Monitoring Data Summary
March-April 2014
Whirlpool Corporation
Fort Smith, Arkansas

Well	Time - Elapsed (Days)	Time - Elapsed (Hours)	Time - Elapsed (Minutes)	Time - Time Stamp	Level/Depth TOC (ft)	Barometric (in Hg)	Battery (volts)	ORP (V)	pH	RDO (mg/L)	RDO (%Saturation)	Conductivity (µS Actual)
IW-118	8.12	195	11700	4/3/2014 11:59	10.393	29.16	3.117	0.45	12.67	9.28	112.7	24580
IW-118	8.14	195.25	11715	4/3/2014 12:14	10.435	29.19	3.117	0.45	12.66	9.41	114	24580
IW-118	8.15	195.5	11730	4/3/2014 12:29	10.448	29.2	3.117	0.45	12.66	9.4	113.9	24580
IW-118	8.16	195.75	11745	4/3/2014 12:44	10.436	29.19	3.117	0.45	12.66	9.4	113.9	24580
IW-118	8.17	196	11760	4/3/2014 12:59	10.423	29.18	3.147	0.45	12.66	9.36	113.5	24580
IW-118	8.18	196.25	11775	4/3/2014 13:14	10.438	29.19	3.147	0.45	12.66	9.2	111.5	24580
IW-118	8.19	196.5	11790	4/3/2014 13:29	10.467	29.22	3.147	0.45	12.66	9.13	110.5	24580
IW-118	8.2	196.75	11805	4/3/2014 13:44	10.464	29.22	3.117	0.45	12.66	8.96	108.5	24580
IW-118	8.21	197	11820	4/3/2014 13:59	10.458	29.21	3.147	0.45	12.66	8.92	108	24580
IW-118	8.22	197.25	11835	4/3/2014 14:14	10.442	29.2	3.147	0.45	12.66	8.87	107.4	24580
IW-118	8.23	197.5	11850	4/3/2014 14:29	10.441	29.2	3.117	0.45	12.66	8.78	106.4	24580
IW-118	8.24	197.75	11865	4/3/2014 14:44	10.442	29.2	3.147	0.45	12.66	8.68	105.2	24580
IW-118	8.25	198	11880	4/3/2014 14:59	10.446	29.2	3.147	0.45	12.66	8.62	104.5	24580
IW-118	8.26	198.25	11895	4/3/2014 15:14	10.441	29.2	3.117	0.45	12.66	8.53	103.4	24580
IW-118	8.27	198.5	11910	4/3/2014 15:29	10.43	29.19	3.147	0.45	12.65	7.56	91.7	24580
IW-118	8.28	198.75	11925	4/3/2014 15:44	10.412	29.17	3.117	0.45	12.65	7.15	86.8	24580
IW-118	8.29	199	11940	4/3/2014 15:59	10.41	29.17	3.117	0.45	12.65	7.2	87.3	24580
IW-118	8.3	199.25	11955	4/3/2014 16:14	10.409	29.17	3.117	0.45	12.65	7.12	86.4	24580
IW-118	8.31	199.5	11970	4/3/2014 16:29	10.409	29.17	3.117	0.45	12.65	7.02	85.2	24580
IW-118	8.32	199.75	11985	4/3/2014 16:44	10.398	29.16	3.147	0.45	12.65	6.95	84.3	24580
IW-118	8.33	200	12000	4/3/2014 16:59	10.407	29.17	3.117	0.45	12.65	6.89	83.6	24580
IW-118	8.34	200.25	12015	4/3/2014 17:14	10.401	29.16	3.117	0.45	12.65	6.85	83.1	24580
IW-118	8.35	200.5	12030	4/3/2014 17:29	10.398	29.16	3.117	0.45	12.65	6.82	82.8	24580
IW-118	8.36	200.75	12045	4/3/2014 17:44	10.388	29.15	3.088	0.45	12.65	6.83	82.9	24580
IW-118	8.37	201	12060	4/3/2014 17:59	10.411	29.17	3.117	0.45	12.65	6.78	82.2	24580
IW-118	8.39	201.25	12075	4/3/2014 18:14	10.411	29.17	3.117	0.45	12.65	6.78	82.2	24580
IW-118	8.4	201.5	12090	4/3/2014 18:29	10.4	29.16	3.117	0.45	12.65	6.76	82	24580
IW-118	8.41	201.75	12105	4/3/2014 18:44	10.384	29.15	3.147	0.45	12.65	6.77	82.1	24580
IW-118	8.42	202	12120	4/3/2014 18:59	10.387	29.15	3.117	0.45	12.65	6.74	81.9	24580
IW-118	8.43	202.25	12135	4/3/2014 19:14	10.402	29.16	3.117	0.45	12.64	6.74	81.8	24580
IW-118	8.44	202.5	12150	4/3/2014 19:29	10.409	29.17	3.147	0.45	12.64	6.74	81.8	24580
IW-118	8.45	202.75	12165	4/3/2014 19:44	10.411	29.17	3.117	0.45	12.64	6.71	81.4	24580
IW-118	8.46	203	12180	4/3/2014 19:59	10.413	29.17	3.147	0.45	12.64	6.67	80.8	24580
IW-118	8.47	203.25	12195	4/3/2014 20:14	10.411	29.17	3.088	0.45	12.64	6.65	80.6	24580
IW-118	8.48	203.5	12210	4/3/2014 20:29	10.403	29.16	3.117	0.45	12.64	6.62	80.3	24580
IW-118	8.49	203.75	12225	4/3/2014 20:44	10.416	29.17	3.147	0.45	12.64	6.59	79.9	24580
IW-118	8.5	204	12240	4/3/2014 20:59	10.413	29.17	3.147	0.45	12.64	6.83	82.8	24580
IW-118	8.51	204.25	12255	4/3/2014 21:14	10.425	29.18	3.117	0.45	12.64	6.84	82.9	24580
IW-118	8.52	204.5	12270	4/3/2014 21:29	10.46	29.21	3.147	0.45	12.64	6.81	82.5	24580

IW-118
TROLL 9500 Water Quality Instrument - ISCO Monitoring Data Summary
March-April 2014
Whirlpool Corporation
Fort Smith, Arkansas

Well	Time - Elapsed (Days)	Time - Elapsed (Hours)	Time - Elapsed (Minutes)	Time - Time Stamp	Level/Depth TOC (ft)	Barometric (in Hg)	Battery (volts)	ORP (V)	pH	RDO (mg/L)	RDO (%Saturation)	Conductivity (µS Actual)
IW-118	8.53	204.75	12285	4/3/2014 21:44	10.488	29.24	3.147	0.45	12.64	6.89	83.3	24580
IW-118	8.54	205	12300	4/3/2014 21:59	10.489	29.24	3.147	0.45	12.64	6.96	84.3	24580
IW-118	8.55	205.25	12315	4/3/2014 22:14	10.482	29.23	3.088	0.45	12.64	6.88	83.3	24580
IW-118	8.56	205.5	12330	4/3/2014 22:29	10.488	29.24	3.117	0.45	12.64	6.71	81.2	24580
IW-118	8.57	205.75	12345	4/3/2014 22:44	10.544	29.29	3.117	0.45	12.63	6.6	79.7	24580
IW-118	8.58	206	12360	4/3/2014 22:59	10.539	29.29	3.147	0.45	12.64	7.22	87.2	24580
IW-118	8.59	206.25	12375	4/3/2014 23:14	10.528	29.28	3.147	0.45	12.63	8.37	101.1	24580
IW-118	8.6	206.5	12390	4/3/2014 23:29	10.572	29.32	3.117	0.45	12.63	8.21	99.1	24580
IW-118	8.61	206.75	12405	4/3/2014 23:44	10.578	29.32	3.117	0.45	12.63	8.23	99.3	24580
IW-118	8.62	207	12420	4/3/2014 23:59	10.619	29.36	3.117	0.45	12.63	8.75	105.4	24580
IW-118	8.64	207.25	12435	4/4/2014 0:14	10.64	29.38	3.147	0.45	12.62	8.34	100.4	24580
IW-118	8.65	207.5	12450	4/4/2014 0:29	10.642	29.38	3.147	0.45	12.62	8.15	98.1	24580
IW-118	8.66	207.75	12465	4/4/2014 0:44	10.647	29.38	3.117	0.45	12.62	8.81	106	24580
IW-118	8.67	208	12480	4/4/2014 0:59	10.65	29.39	3.117	0.45	12.62	8.82	106.2	24580
IW-118	8.68	208.25	12495	4/4/2014 1:14	10.658	29.39	3.147	0.45	12.62	8.51	102.4	24580
IW-118	8.69	208.5	12510	4/4/2014 1:29	10.667	29.4	3.117	0.45	12.62	8.69	104.6	24580
IW-118	8.7	208.75	12525	4/4/2014 1:44	10.681	29.42	3.088	0.45	12.62	8.74	105	24580
IW-118	8.71	209	12540	4/4/2014 1:59	10.691	29.43	3.117	0.45	12.62	8.67	104.3	24580
IW-118	8.72	209.25	12555	4/4/2014 2:14	10.69	29.43	3.117	0.45	12.62	8.8	105.7	24580
IW-118	8.73	209.5	12570	4/4/2014 2:29	10.695	29.43	3.088	0.45	12.62	8.52	102.4	24580
IW-118	8.74	209.75	12585	4/4/2014 2:44	10.696	29.43	3.147	0.45	12.62	8.42	101.1	24580
IW-118	8.75	210	12600	4/4/2014 2:59	10.7	29.43	3.088	0.45	12.62	8.55	102.7	24580
IW-118	8.76	210.25	12615	4/4/2014 3:14	10.702	29.44	3.088	0.45	12.62	10.11	121.5	24580
IW-118	8.77	210.5	12630	4/4/2014 3:29	10.721	29.45	3.117	0.45	12.62	9.84	118.2	24580
IW-118	8.78	210.75	12645	4/4/2014 3:44	10.735	29.47	3.088	0.45	12.61	9.46	113.5	24580
IW-118	8.79	211	12660	4/4/2014 3:59	10.749	29.48	3.117	0.45	12.61	10.56	126.6	24580
IW-118	8.8	211.25	12675	4/4/2014 4:14	10.764	29.49	3.117	0.45	12.61	9.17	109.9	24580
IW-118	8.81	211.5	12690	4/4/2014 4:29	10.772	29.5	3.088	0.45	12.61	8.25	98.9	24580
IW-118	8.82	211.75	12705	4/4/2014 4:44	10.771	29.5	3.117	0.45	12.61	7.76	93	24580
IW-118	8.83	212	12720	4/4/2014 4:59	10.779	29.51	3.088	0.45	12.61	7.62	91.4	24580
IW-118	8.84	212.25	12735	4/4/2014 5:14	10.787	29.51	3.117	0.45	12.61	7.61	91.2	24580
IW-118	8.85	212.5	12750	4/4/2014 5:29	10.795	29.52	3.117	0.45	12.61	7.56	90.5	24580
IW-118	8.86	212.75	12765	4/4/2014 5:44	10.812	29.54	3.147	0.45	12.61	7.44	89.1	24580
IW-118	8.87	213	12780	4/4/2014 5:59	10.83	29.55	3.147	0.45	12.61	7.35	88	24580
IW-118	8.89	213.25	12795	4/4/2014 6:14	10.835	29.56	3.117	0.45	12.61	10.16	121.6	24580
IW-118	8.9	213.5	12810	4/4/2014 6:29	10.846	29.57	3.088	0.45	12.61	11.15	133.3	24580
IW-118	8.91	213.75	12825	4/4/2014 6:44	10.847	29.57	3.117	0.45	12.61	10.89	130.2	24580
IW-118	8.92	214	12840	4/4/2014 6:59	10.852	29.57	3.088	0.45	12.61	10.48	125.3	24580
IW-118	8.93	214.25	12855	4/4/2014 7:14	10.858	29.58	3.088	0.45	12.61	11.52	137.6	24580

IW-118
TROLL 9500 Water Quality Instrument - ISCO Monitoring Data Summary
March-April 2014
Whirlpool Corporation
Fort Smith, Arkansas

Well	Time - Elapsed (Days)	Time - Elapsed (Hours)	Time - Elapsed (Minutes)	Time - Time Stamp	Level/Depth TOC (ft)	Barometric (in Hg)	Battery (volts)	ORP (V)	pH	RDO (mg/L)	RDO (%Saturation)	Conductivity (µS Actual)
IW-118	8.94	214.5	12870	4/4/2014 7:29	10.856	29.58	3.117	0.45	12.61	12.52	149.6	24580
IW-118	8.95	214.75	12885	4/4/2014 7:44	10.855	29.58	3.117	0.45	12.61	11.92	142.5	24580
IW-118	8.96	215	12900	4/4/2014 7:59	10.859	29.58	3.117	0.45	12.61	11.3	135	24580
IW-118	8.97	215.25	12915	4/4/2014 8:14	10.869	29.59	3.117	0.45	12.6	10.97	131	24580
IW-118	8.98	215.5	12930	4/4/2014 8:29	10.867	29.59	3.117	0.45	12.6	11.4	136.1	24580
IW-118	8.99	215.75	12945	4/4/2014 8:44	10.872	29.59	3.088	0.45	12.6	11.69	139.6	24580
IW-118	9	216	12960	4/4/2014 8:59	10.881	29.6	3.117	0.45	12.6	11.96	142.8	24580
IW-118	9.01	216.25	12975	4/4/2014 9:14	10.885	29.61	3.088	0.45	12.6	12.01	143.4	24580
IW-118	9.02	216.5	12990	4/4/2014 9:29	10.897	29.62	3.088	0.45	12.6	12.37	147.7	24580
IW-118	9.03	216.75	13005	4/4/2014 9:44	10.904	29.62	3.088	0.45	12.6	12.09	144.3	24580
IW-118	9.04	217	13020	4/4/2014 9:59	10.912	29.63	3.117	0.45	12.6	11.86	141.5	24580
IW-118	9.05	217.25	13035	4/4/2014 10:14	10.919	29.64	3.117	0.45	12.6	11.7	139.5	24580
IW-118	9.06	217.5	13050	4/4/2014 10:29	10.92	29.64	3.088	0.45	12.6	11.48	136.9	24580
IW-118	9.07	217.75	13065	4/4/2014 10:44	10.922	29.64	3.117	0.45	12.6	11.25	134.2	24580
IW-118	9.08	218	13080	4/4/2014 10:59	10.929	29.65	3.117	0.45	12.6	10.37	123.7	24580
IW-118	9.09	218.25	13095	4/4/2014 11:14	10.935	29.65	3.117	0.45	12.6	10.36	123.5	24580
IW-118	9.1	218.5	13110	4/4/2014 11:29	10.941	29.66	3.088	0.45	12.6	10.15	121	24580
IW-118	9.11	218.75	13125	4/4/2014 11:44	10.943	29.66	3.088	0.45	12.6	10.19	121.5	24580
IW-118	9.12	219	13140	4/4/2014 11:59	10.947	29.66	3.117	0.45	12.6	9.91	118.1	24580
IW-118	9.14	219.25	13155	4/4/2014 12:14	10.947	29.66	3.088	0.45	12.59	9.73	115.9	24580
IW-118	9.15	219.5	13170	4/4/2014 12:29	10.945	29.66	3.117	0.45	12.59	9.46	112.7	24580
IW-118	9.16	219.75	13185	4/4/2014 12:44	10.939	29.66	3.088	0.45	12.59	9.31	110.9	24580
IW-118	9.17	220	13200	4/4/2014 12:59	10.939	29.66	3.088	0.45	12.59	8.89	106	24580
IW-118	9.18	220.25	13215	4/4/2014 13:14	10.934	29.65	3.088	0.45	12.59	8.9	106.1	24580
IW-118	9.19	220.5	13230	4/4/2014 13:29	10.928	29.65	3.117	0.45	12.59	8.7	103.7	24580
IW-118	9.2	220.75	13245	4/4/2014 13:44	10.929	29.65	3.117	0.45	12.59	8.58	102.3	24580
IW-118	9.21	221	13260	4/4/2014 13:59	10.924	29.64	3.088	0.45	12.59	8.53	101.7	24580
IW-118	9.22	221.25	13275	4/4/2014 14:14	10.924	29.64	3.117	0.45	12.59	8.6	102.6	24580
IW-118	9.23	221.5	13290	4/4/2014 14:29	10.923	29.64	3.088	0.45	12.59	8.76	104.5	24580
IW-118	9.24	221.75	13305	4/4/2014 14:44	10.915	29.64	3.117	0.45	12.59	8.38	99.9	24580
IW-118	9.25	222	13320	4/4/2014 14:59	10.909	29.63	3.117	0.45	12.59	9.8	116.9	24580
IW-118	9.26	222.25	13335	4/4/2014 15:14	10.906	29.63	3.117	0.45	12.59	10.6	126.4	24580
IW-118	9.27	222.5	13350	4/4/2014 15:29	10.899	29.62	3.088	0.45	12.59	10.02	119.6	24580
IW-118	9.28	222.75	13365	4/4/2014 15:44	10.892	29.61	3.088	0.45	12.59	10.79	128.8	24580
IW-118	9.29	223	13380	4/4/2014 15:59	10.886	29.61	3.117	0.45	12.58	10.31	123.1	24580
IW-118	9.3	223.25	13395	4/4/2014 16:14	10.884	29.61	3.117	0.45	12.58	9.81	117.1	24580
IW-118	9.31	223.5	13410	4/4/2014 16:29	10.883	29.61	3.088	0.45	12.58	9.39	112.2	24580
IW-118	9.32	223.75	13425	4/4/2014 16:44	10.879	29.6	3.117	0.45	12.58	8.72	104.1	24580
IW-118	9.33	224	13440	4/4/2014 16:59	10.877	29.6	3.088	0.45	12.58	7.9	94.3	24580

IW-118
TROLL 9500 Water Quality Instrument - ISCO Monitoring Data Summary
March-April 2014
Whirlpool Corporation
Fort Smith, Arkansas

Well	Time - Elapsed (Days)	Time - Elapsed (Hours)	Time - Elapsed (Minutes)	Time - Time Stamp	Level/Depth TOC (ft)	Barometric (in Hg)	Battery (volts)	ORP (V)	pH	RDO (mg/L)	RDO (%Saturation)	Conductivity (µS Actual)
IW-118	9.34	224.25	13455	4/4/2014 17:14	10.879	29.6	3.117	0.45	12.58	8.45	100.9	24580
IW-118	9.35	224.5	13470	4/4/2014 17:29	10.879	29.6	3.088	0.45	12.58	8.16	97.4	24580
IW-118	9.36	224.75	13485	4/4/2014 17:44	10.878	29.6	3.117	0.45	12.58	8.11	96.9	24580
IW-118	9.37	225	13500	4/4/2014 17:59	10.881	29.6	3.117	0.45	12.58	7.89	94.2	24580
IW-118	9.39	225.25	13515	4/4/2014 18:14	10.878	29.6	3.117	0.45	12.58	7.78	92.9	24580
IW-118	9.4	225.5	13530	4/4/2014 18:29	10.882	29.6	3.117	0.45	12.58	7.6	90.7	24580
IW-118	9.41	225.75	13545	4/4/2014 18:44	10.887	29.61	3.088	0.45	12.58	7.48	89.3	24580
IW-118	9.42	226	13560	4/4/2014 18:59	10.891	29.61	3.117	0.45	12.58	7.41	88.4	24580
IW-118	9.43	226.25	13575	4/4/2014 19:14	10.89	29.61	3.088	0.45	12.58	7.43	88.7	24580
IW-118	9.44	226.5	13590	4/4/2014 19:29	10.893	29.61	3.088	0.45	12.58	7.26	86.6	24580
IW-118	9.45	226.75	13605	4/4/2014 19:44	10.893	29.62	3.117	0.45	12.58	7.14	85.2	24580
IW-118	9.46	227	13620	4/4/2014 19:59	10.894	29.62	3.117	0.45	12.58	7.28	86.8	24580
IW-118	9.47	227.25	13635	4/4/2014 20:14	10.898	29.62	3.117	0.45	12.57	6.88	82.1	24580
IW-118	9.48	227.5	13650	4/4/2014 20:29	10.91	29.63	3.088	0.45	12.57	6.79	81	24580
IW-118	9.49	227.75	13665	4/4/2014 20:44	10.911	29.63	3.088	0.45	12.58	6.7	79.9	24580
IW-118	9.5	228	13680	4/4/2014 20:59	10.921	29.64	3.117	0.45	12.57	7.33	87.4	24580
IW-118	9.51	228.25	13695	4/4/2014 21:14	10.925	29.65	3.117	0.45	12.57	8.09	96.5	24580
IW-118	9.52	228.5	13710	4/4/2014 21:29	10.932	29.65	3.088	0.45	12.57	7.84	93.4	24580
IW-118	9.53	228.75	13725	4/4/2014 21:44	10.936	29.66	3.088	0.45	12.57	7.81	93.1	24580
IW-118	9.54	229	13740	4/4/2014 21:59	10.947	29.67	3.088	0.45	12.57	7.77	92.5	24580
IW-118	9.55	229.25	13755	4/4/2014 22:14	10.949	29.67	3.117	0.45	12.57	7.73	92.1	24580
IW-118	9.56	229.5	13770	4/4/2014 22:29	10.954	29.67	3.117	0.45	12.57	7.78	92.7	24580
IW-118	9.57	229.75	13785	4/4/2014 22:44	10.956	29.67	3.117	0.45	12.57	7.78	92.6	24580
IW-118	9.58	230	13800	4/4/2014 22:59	10.959	29.68	3.088	0.45	12.57	7.63	90.9	24580
IW-118	9.59	230.25	13815	4/4/2014 23:14	10.959	29.68	3.088	0.45	12.57	7.61	90.6	24580
IW-118	9.6	230.5	13830	4/4/2014 23:29	10.955	29.67	3.117	0.45	12.57	7.64	90.9	24580
IW-118	9.61	230.75	13845	4/4/2014 23:44	10.954	29.67	3.088	0.45	12.57	7.57	90.2	24580
IW-118	9.62	231	13860	4/4/2014 23:59	10.955	29.67	3.088	0.45	12.57	7.67	91.3	24580
IW-118	9.64	231.25	13875	4/5/2014 0:14	10.958	29.68	3.117	0.45	12.57	7.59	90.4	24580
IW-118	9.65	231.5	13890	4/5/2014 0:29	10.958	29.68	3.088	0.45	12.56	7.58	90.2	24580
IW-118	9.66	231.75	13905	4/5/2014 0:44	10.966	29.68	3.088	0.45	12.56	7.67	91.3	24580
IW-118	9.67	232	13920	4/5/2014 0:59	10.962	29.68	3.058	0.45	12.54	7.22	86	24580
IW-118	9.68	232.25	13935	4/5/2014 1:14	10.962	29.68	3.117	0.46	12.55	6.87	81.8	24580
IW-118	9.69	232.5	13950	4/5/2014 1:29	10.961	29.68	3.088	0.46	12.55	7.18	85.5	24580
IW-118	9.7	232.75	13965	4/5/2014 1:44	10.966	29.69	3.088	0.46	12.55	7.33	87.2	24580
IW-118	9.71	233	13980	4/5/2014 1:59	10.964	29.68	3.117	0.46	12.55	7.28	86.7	24580
IW-118	9.72	233.25	13995	4/5/2014 2:14	10.968	29.69	3.117	0.46	12.55	7.23	86	24580
IW-118	9.73	233.5	14010	4/5/2014 2:29	10.96	29.68	3.117	0.46	12.55	7.26	86.4	24580
IW-118	9.74	233.75	14025	4/5/2014 2:44	10.961	29.68	3.088	0.46	12.55	7.26	86.5	24580

IW-118
TROLL 9500 Water Quality Instrument - ISCO Monitoring Data Summary
March-April 2014
Whirlpool Corporation
Fort Smith, Arkansas

Well	Time - Elapsed (Days)	Time - Elapsed (Hours)	Time - Elapsed (Minutes)	Time - Time Stamp	Level/Depth TOC (ft)	Barometric (in Hg)	Battery (volts)	ORP (V)	pH	RDO (mg/L)	RDO (%Saturation)	Conductivity (µS Actual)
IW-118	9.75	234	14040	4/5/2014 2:59	10.963	29.68	3.117	0.46	12.55	7.89	94	24580
IW-118	9.76	234.25	14055	4/5/2014 3:14	10.96	29.68	3.117	0.46	12.55	7.97	94.8	24580
IW-118	9.77	234.5	14070	4/5/2014 3:29	10.961	29.68	3.088	0.46	12.55	7.77	92.5	24580
IW-118	9.78	234.75	14085	4/5/2014 3:44	10.961	29.68	3.088	0.46	12.55	7.53	89.6	24580
IW-118	9.79	235	14100	4/5/2014 3:59	10.958	29.68	3.088	0.46	12.55	7.37	87.8	24580
IW-118	9.8	235.25	14115	4/5/2014 4:14	10.946	29.67	3.088	0.46	12.55	8.67	103.2	24580
IW-118	9.81	235.5	14130	4/5/2014 4:29	10.942	29.66	3.088	0.46	12.55	8.51	101.3	24580
IW-118	9.82	235.75	14145	4/5/2014 4:44	10.941	29.66	3.088	0.46	12.55	8.17	97.4	24580
IW-118	9.83	236	14160	4/5/2014 4:59	10.942	29.66	3.058	0.46	12.55	7.82	93.2	24580
IW-118	9.84	236.25	14175	4/5/2014 5:14	10.942	29.66	3.088	0.46	12.55	7.5	89.3	24580
IW-118	9.85	236.5	14190	4/5/2014 5:29	10.939	29.66	3.088	0.45	12.55	7.25	86.3	24580
IW-118	9.86	236.75	14205	4/5/2014 5:44	10.94	29.66	3.117	0.45	12.55	7.12	84.8	24580
IW-118	9.87	237	14220	4/5/2014 5:59	10.946	29.67	3.088	0.45	12.55	7	83.3	24580
IW-118	9.89	237.25	14235	4/5/2014 6:14	10.948	29.67	3.088	0.45	12.55	6.95	82.8	24580
IW-118	9.9	237.5	14250	4/5/2014 6:29	10.945	29.67	3.088	0.45	12.55	6.92	82.4	24580
IW-118	9.91	237.75	14265	4/5/2014 6:44	10.95	29.67	3.117	0.45	12.54	6.84	81.4	24580
IW-118	9.92	238	14280	4/5/2014 6:59	10.957	29.68	3.088	0.45	12.55	6.77	80.5	24580
IW-118	9.93	238.25	14295	4/5/2014 7:14	10.966	29.69	3.088	0.45	12.54	6.77	80.5	24580
IW-118	9.94	238.5	14310	4/5/2014 7:29	10.979	29.7	3.088	0.45	12.55	6.63	78.8	24580
IW-118	9.95	238.75	14325	4/5/2014 7:44	10.989	29.71	3.088	0.45	12.54	6.6	78.4	24580
IW-118	9.96	239	14340	4/5/2014 7:59	10.998	29.72	3.088	0.45	12.54	6.6	78.5	24580
IW-118	9.97	239.25	14355	4/5/2014 8:14	10.996	29.71	3.088	0.45	12.55	6.35	75.5	24580
IW-118	9.98	239.5	14370	4/5/2014 8:29	10.998	29.72	3.117	0.45	12.55	6.38	75.9	24580
IW-118	9.99	239.75	14385	4/5/2014 8:44	10.997	29.71	3.117	0.45	12.54	6.39	76	24580
IW-118	10	240	14400	4/5/2014 8:59	11.004	29.72	3.117	0.45	12.54	6.71	79.8	24580
IW-118	10.01	240.25	14415	4/5/2014 9:14	11.006	29.72	3.088	0.45	12.54	6.58	78.3	24580
IW-118	10.02	240.5	14430	4/5/2014 9:29	11.015	29.73	3.088	0.45	12.54	6.45	76.7	24580
IW-118	10.03	240.75	14445	4/5/2014 9:44	11.02	29.73	3.088	0.45	12.54	6.46	76.7	24580
IW-118	10.04	241	14460	4/5/2014 9:59	11.023	29.74	3.088	0.45	12.54	6.42	76.2	24580
IW-118	10.05	241.25	14475	4/5/2014 10:14	11.022	29.74	3.088	0.45	12.54	6.33	75.2	24580
IW-118	10.06	241.5	14490	4/5/2014 10:29	11.017	29.73	3.117	0.45	12.54	7.31	86.9	24580
IW-118	10.07	241.75	14505	4/5/2014 10:44	11.011	29.73	3.088	0.45	12.54	7.26	86.3	24580
IW-118	10.08	242	14520	4/5/2014 10:59	11.007	29.72	3.088	0.45	12.54	6.86	81.5	24580
IW-118	10.09	242.25	14535	4/5/2014 11:14	11.01	29.73	3.117	0.45	12.54	6.65	79	24580
IW-118	10.1	242.5	14550	4/5/2014 11:29	11.005	29.72	3.058	0.45	12.54	6.5	77.2	24580
IW-118	10.11	242.75	14565	4/5/2014 11:44	11.001	29.72	3.117	0.45	12.55	6.37	75.7	24580
IW-118	10.12	243	14580	4/5/2014 11:59	11	29.72	3.058	0.45	12.54	6.33	75.2	24580
IW-118	10.14	243.25	14595	4/5/2014 12:14	10.994	29.71	3.117	0.45	12.54	6.1	72.6	24580
IW-118	10.15	243.5	14610	4/5/2014 12:29	10.987	29.71	3.058	0.45	12.54	5.46	64.9	24580

IW-118
TROLL 9500 Water Quality Instrument - ISCO Monitoring Data Summary
March-April 2014
Whirlpool Corporation
Fort Smith, Arkansas

Well	Time - Elapsed (Days)	Time - Elapsed (Hours)	Time - Elapsed (Minutes)	Time - Time Stamp	Level/Depth TOC (ft)	Barometric (in Hg)	Battery (volts)	ORP (V)	pH	RDO (mg/L)	RDO (%Saturation)	Conductivity (µS Actual)
IW-118	10.16	243.75	14625	4/5/2014 12:44	10.979	29.7	3.058	0.45	12.54	5.56	66.1	24580
IW-118	10.17	244	14640	4/5/2014 12:59	10.973	29.69	3.088	0.45	12.54	5.54	65.9	24580
IW-118	10.18	244.25	14655	4/5/2014 13:14	10.957	29.68	3.088	0.45	12.54	5.53	65.8	24580
IW-118	10.19	244.5	14670	4/5/2014 13:29	10.951	29.67	3.088	0.45	12.54	5.47	65.1	24580
IW-118	10.2	244.75	14685	4/5/2014 13:44	10.931	29.66	3.088	0.45	12.54	5.43	64.7	24580
IW-118	10.21	245	14700	4/5/2014 13:59	10.923	29.65	3.058	0.45	12.54	5.33	63.5	24580
IW-118	10.22	245.25	14715	4/5/2014 14:14	10.913	29.64	3.088	0.45	12.54	5.34	63.6	24580
IW-118	10.23	245.5	14730	4/5/2014 14:29	10.9	29.63	3.058	0.45	12.54	5.34	63.7	24580
IW-118	10.24	245.75	14745	4/5/2014 14:44	10.895	29.62	3.088	0.45	12.54	5.32	63.4	24580
IW-118	10.25	246	14760	4/5/2014 14:59	10.888	29.62	3.058	0.45	12.54	5.3	63.2	24580
IW-118	10.26	246.25	14775	4/5/2014 15:14	10.876	29.61	3.117	0.45	12.53	5.26	62.7	24580
IW-118	10.27	246.5	14790	4/5/2014 15:29	10.868	29.6	3.088	0.45	12.53	5.26	62.7	24580
IW-118	10.28	246.75	14805	4/5/2014 15:44	10.866	29.6	3.117	0.45	12.53	5.24	62.5	24580
IW-118	10.29	247	14820	4/5/2014 15:59	10.862	29.59	3.117	0.45	12.53	5.17	61.7	24580
IW-118	10.3	247.25	14835	4/5/2014 16:14	10.856	29.59	3.117	0.45	12.53	5.11	61.1	24580
IW-118	10.31	247.5	14850	4/5/2014 16:29	10.845	29.58	3.058	0.45	12.53	5.08	60.7	24580
IW-118	10.32	247.75	14865	4/5/2014 16:44	10.842	29.58	3.117	0.45	12.53	4.94	59.1	24580
IW-118	10.33	248	14880	4/5/2014 16:59	10.838	29.57	3.058	0.45	12.53	4.9	58.5	24580
IW-118	10.34	248.25	14895	4/5/2014 17:14	10.83	29.56	3.088	0.45	12.53	4.87	58.2	24580
IW-118	10.35	248.5	14910	4/5/2014 17:29	10.824	29.56	3.088	0.45	12.53	4.84	57.9	24580
IW-118	10.36	248.75	14925	4/5/2014 17:44	10.818	29.55	3.088	0.45	12.53	4.8	57.3	24580
IW-118	10.37	249	14940	4/5/2014 17:59	10.821	29.56	3.088	0.45	12.53	5.56	66.4	24580
IW-118	10.39	249.25	14955	4/5/2014 18:14	10.814	29.55	3.058	0.45	12.53	5.6	66.9	24580
IW-118	10.4	249.5	14970	4/5/2014 18:29	10.812	29.55	3.058	0.45	12.53	5.52	65.9	24580
IW-118	10.41	249.75	14985	4/5/2014 18:44	10.815	29.55	3.088	0.45	12.53	5.42	64.8	24580
IW-118	10.42	250	15000	4/5/2014 18:59	10.811	29.55	3.088	0.45	12.53	5.28	63.1	24580
IW-118	10.43	250.25	15015	4/5/2014 19:14	10.813	29.55	3.058	0.45	12.53	5.13	61.3	24580
IW-118	10.44	250.5	15030	4/5/2014 19:29	10.804	29.54	3.058	0.45	12.53	5.04	60.3	24580
IW-118	10.45	250.75	15045	4/5/2014 19:44	10.801	29.54	3.058	0.45	12.53	5.03	60.2	24580
IW-118	10.46	251	15060	4/5/2014 19:59	10.801	29.54	3.088	0.45	12.53	4.89	58.4	24580
IW-118	10.47	251.25	15075	4/5/2014 20:14	10.797	29.53	3.029	0.45	12.53	4.78	57.1	24580
IW-118	10.48	251.5	15090	4/5/2014 20:29	10.809	29.55	3.029	0.45	12.53	4.7	56.1	24580
IW-118	10.49	251.75	15105	4/5/2014 20:44	10.812	29.55	3.058	0.45	12.52	4.64	55.4	24580
IW-118	10.5	252	15120	4/5/2014 20:59	10.811	29.55	3.058	0.45	12.52	4.58	54.8	24580
IW-118	10.51	252.25	15135	4/5/2014 21:14	10.815	29.55	3.058	0.45	12.52	4.56	54.5	24580
IW-118	10.52	252.5	15150	4/5/2014 21:29	10.831	29.56	3.058	0.45	12.52	5.56	66.5	24580
IW-118	10.53	252.75	15165	4/5/2014 21:44	10.834	29.57	3.058	0.45	12.52	5.44	65	24580
IW-118	10.54	253	15180	4/5/2014 21:59	10.836	29.57	3.029	0.45	12.52	5.45	65.1	24580
IW-118	10.55	253.25	15195	4/5/2014 22:14	10.83	29.56	3.029	0.45	12.52	5.68	67.8	24580

IW-118
TROLL 9500 Water Quality Instrument - ISCO Monitoring Data Summary
March-April 2014
Whirlpool Corporation
Fort Smith, Arkansas

Well	Time - Elapsed (Days)	Time - Elapsed (Hours)	Time - Elapsed (Minutes)	Time - Time Stamp	Level/Depth TOC (ft)	Barometric (in Hg)	Battery (volts)	ORP (V)	pH	RDO (mg/L)	RDO (%Saturation)	Conductivity (µS Actual)
IW-118	10.56	253.5	15210	4/5/2014 22:29	10.84	29.57	3.029	0.45	12.52	5.78	69.1	24580
IW-118	10.57	253.75	15225	4/5/2014 22:44	10.845	29.58	3.058	0.45	12.52	5.79	69.2	24580
IW-118	10.58	254	15240	4/5/2014 22:59	10.879	29.61	3.088	0.45	12.52	5.75	68.6	24580
IW-118	10.59	254.25	15255	4/5/2014 23:14	10.899	29.63	3.088	0.45	12.52	5.7	67.9	24580
IW-118	10.6	254.5	15270	4/5/2014 23:29	10.895	29.62	3.088	0.45	12.52	6.63	79	24580
IW-118	10.61	254.75	15285	4/5/2014 23:44	10.899	29.63	3.029	0.45	12.52	6.74	80.3	24580
IW-118	10.62	255	15300	4/5/2014 23:59	10.908	29.64	3.029	0.45	12.52	6.52	77.8	24580
IW-118	10.64	255.25	15315	4/6/2014 0:14	10.913	29.64	3.029	0.45	12.52	6.29	74.9	24580
IW-118	10.65	255.5	15330	4/6/2014 0:29	10.894	29.62	3.088	0.45	12.52	6.12	72.9	24580
IW-118	10.66	255.75	15345	4/6/2014 0:44	10.906	29.63	3.058	0.45	12.51	5.73	68.4	24580
IW-118	10.67	256	15360	4/6/2014 0:59	10.886	29.62	3.029	0.45	12.52	5.83	69.5	24580
IW-118	10.68	256.25	15375	4/6/2014 1:14	10.9	29.63	3.029	0.45	12.51	5.85	69.8	24580
IW-118	10.69	256.5	15390	4/6/2014 1:29	10.902	29.63	3.058	0.45	12.52	5.71	68.1	24580
IW-118	10.7	256.75	15405	4/6/2014 1:44	10.898	29.63	3.029	0.45	12.51	5.59	66.7	24580
IW-118	10.71	257	15420	4/6/2014 1:59	10.885	29.62	3.029	0.45	12.51	6.42	76.6	24580
IW-118	10.72	257.25	15435	4/6/2014 2:14	10.866	29.6	3.029	0.45	12.51	7.17	85.6	24580
IW-118	10.73	257.5	15450	4/6/2014 2:29	10.866	29.6	3.029	0.45	12.51	7.12	84.9	24580
IW-118	10.74	257.75	15465	4/6/2014 2:44	10.857	29.59	3.029	0.45	12.51	6.82	81.5	24580
IW-118	10.75	258	15480	4/6/2014 2:59	10.861	29.59	3.058	0.45	12.51	6.43	76.8	24580
IW-118	10.76	258.25	15495	4/6/2014 3:14	10.845	29.58	3.029	0.45	12.51	6.09	72.8	24580
IW-118	10.77	258.5	15510	4/6/2014 3:29	10.845	29.58	3.058	0.45	12.51	5.78	69.1	24580
IW-118	10.78	258.75	15525	4/6/2014 3:44	10.838	29.57	3.029	0.45	12.51	5.56	66.4	24580
IW-118	10.79	259	15540	4/6/2014 3:59	10.829	29.57	3.058	0.45	12.51	5.39	64.4	24580
IW-118	10.8	259.25	15555	4/6/2014 4:14	10.821	29.56	3.029	0.45	12.51	5.25	62.7	24580
IW-118	10.81	259.5	15570	4/6/2014 4:29	10.816	29.55	3.058	0.45	12.51	5.16	61.7	24580
IW-118	10.82	259.75	15585	4/6/2014 4:44	10.813	29.55	3.058	0.45	12.51	4.94	59	24580
IW-118	10.83	260	15600	4/6/2014 4:59	10.797	29.54	3.058	0.45	12.51	4.89	58.4	24580
IW-118	10.84	260.25	15615	4/6/2014 5:14	10.783	29.52	3.029	0.45	12.51	4.83	57.8	24580
IW-118	10.85	260.5	15630	4/6/2014 5:29	10.791	29.53	3.058	0.45	12.51	4.77	57	24580
IW-118	10.86	260.75	15645	4/6/2014 5:44	10.778	29.52	3.058	0.45	12.51	4.74	56.7	24580
IW-118	10.87	261	15660	4/6/2014 5:59	10.774	29.51	3.029	0.45	12.51	4.69	56.2	24580
IW-118	10.89	261.25	15675	4/6/2014 6:14	10.78	29.52	3.029	0.45	12.51	4.62	55.3	24580
IW-118	10.9	261.5	15690	4/6/2014 6:29	10.782	29.52	3.029	0.45	12.51	4.56	54.5	24580
IW-118	10.91	261.75	15705	4/6/2014 6:44	10.774	29.51	3.029	0.45	12.5	4.56	54.6	24580
IW-118	10.92	262	15720	4/6/2014 6:59	10.766	29.51	3.058	0.45	12.5	4.52	54.1	24580
IW-118	10.93	262.25	15735	4/6/2014 7:14	10.767	29.51	3.029	0.45	12.5	4.49	53.7	24580
IW-118	10.94	262.5	15750	4/6/2014 7:29	10.773	29.51	3.058	0.45	12.5	4.97	59.4	24580
IW-118	10.95	262.75	15765	4/6/2014 7:44	10.776	29.52	3.029	0.45	12.5	4.72	56.5	24580
IW-118	10.96	263	15780	4/6/2014 7:59	10.765	29.51	3.029	0.45	12.5	4.55	54.4	24580

IW-118
TROLL 9500 Water Quality Instrument - ISCO Monitoring Data Summary
March-April 2014
Whirlpool Corporation
Fort Smith, Arkansas

Well	Time - Elapsed (Days)	Time - Elapsed (Hours)	Time - Elapsed (Minutes)	Time - Time Stamp	Level/Depth TOC (ft)	Barometric (in Hg)	Battery (volts)	ORP (V)	pH	RDO (mg/L)	RDO (%Saturation)	Conductivity (µS Actual)
IW-118	10.97	263.25	15795	4/6/2014 8:14	10.744	29.49	3.058	0.45	12.5	4.45	53.3	24580
IW-118	10.98	263.5	15810	4/6/2014 8:29	10.743	29.49	3.029	0.45	12.5	4.42	52.9	24580
IW-118	10.99	263.75	15825	4/6/2014 8:44	10.767	29.51	3.029	0.45	12.5	4.39	52.6	24580
IW-118	11	264	15840	4/6/2014 8:59	10.748	29.49	3.029	0.45	12.5	4.37	52.3	24580
IW-118	11.01	264.25	15855	4/6/2014 9:14	10.739	29.48	3.058	0.45	12.5	5.02	60.1	24580
IW-118	11.02	264.5	15870	4/6/2014 9:29	10.745	29.49	3.029	0.45	12.5	4.83	57.8	24580
IW-118	11.03	264.75	15885	4/6/2014 9:44	10.74	29.48	3.058	0.45	12.5	4.69	56.1	24580
IW-118	11.04	265	15900	4/6/2014 9:59	10.727	29.47	3.058	0.45	12.5	4.64	55.6	24580
IW-118	11.05	265.25	15915	4/6/2014 10:14	10.729	29.47	3.029	0.45	12.5	4.58	54.9	24580
IW-118	11.06	265.5	15930	4/6/2014 10:29	10.734	29.48	3.029	0.45	12.5	4.56	54.6	24580
IW-118	11.07	265.75	15945	4/6/2014 10:44	10.724	29.47	3.029	0.45	12.5	4.52	54.2	24580
IW-118	11.08	266	15960	4/6/2014 10:59	10.726	29.47	3.058	0.45	12.5	4.5	53.9	24580
IW-118	11.09	266.25	15975	4/6/2014 11:14	10.736	29.48	3.029	0.45	12.5	4.44	53.2	24580
IW-118	11.1	266.5	15990	4/6/2014 11:29	10.731	29.47	3.029	0.45	12.5	4.4	52.7	24580
IW-118	11.11	266.75	16005	4/6/2014 11:44	10.72	29.46	3	0.45	12.49	4.38	52.5	24580
IW-118	11.12	267	16020	4/6/2014 11:59	10.72	29.46	3.029	0.45	12.49	4.36	52.2	24580
IW-118	11.14	267.25	16035	4/6/2014 12:14	10.704	29.45	3.058	0.45	12.49	4.59	55	24580
IW-118	11.15	267.5	16050	4/6/2014 12:29	10.708	29.45	3.058	0.45	12.49	4.47	53.6	24580
IW-118	11.16	267.75	16065	4/6/2014 12:44	10.697	29.44	3.029	0.45	12.49	4.42	53	24580
IW-118	11.17	268	16080	4/6/2014 12:59	10.703	29.45	3.029	0.45	12.49	4.37	52.3	24580
IW-118	11.18	268.25	16095	4/6/2014 13:14	10.724	29.47	3.029	0.45	12.49	4.32	51.7	24580
IW-118	11.19	268.5	16110	4/6/2014 13:29	10.744	29.49	3.029	0.45	12.49	4.29	51.3	24580
IW-118	11.2	268.75	16125	4/6/2014 13:44	10.745	29.49	3.029	0.45	12.49	4.26	51	24580
IW-118	11.21	269	16140	4/6/2014 13:59	10.738	29.48	3.058	0.45	12.49	4.22	50.6	24580
IW-118	11.22	269.25	16155	4/6/2014 14:14	10.731	29.47	3	0.45	12.49	4.76	57	24580
IW-118	11.23	269.5	16170	4/6/2014 14:29	10.709	29.45	3.029	0.45	12.49	5.17	62	24580
IW-118	11.24	269.75	16185	4/6/2014 14:44	10.679	29.43	3.029	0.45	12.49	7.99	95.9	24580
IW-118	11.25	270	16200	4/6/2014 14:59	10.667	29.42	3.058	0.45	12.49	8.87	106.5	24580
IW-118	11.26	270.25	16215	4/6/2014 15:14	10.664	29.41	3.058	0.45	12.49	8.93	107.3	24580
IW-118	11.27	270.5	16230	4/6/2014 15:29	10.652	29.4	3	0.45	12.49	8.53	102.5	24580
IW-118	11.28	270.75	16245	4/6/2014 15:44	10.646	29.4	3.029	0.45	12.49	8.12	97.5	24580
IW-118	11.29	271	16260	4/6/2014 15:59	10.652	29.4	3.029	0.45	12.49	7.78	93.4	24580
IW-118	11.3	271.25	16275	4/6/2014 16:14	10.651	29.4	3.029	0.45	12.49	7.43	89.2	24580
IW-118	11.31	271.5	16290	4/6/2014 16:29	10.652	29.4	3.029	0.45	12.49	7.04	84.5	24560
IW-118	11.32	271.75	16305	4/6/2014 16:44	10.65	29.4	3.029	0.45	12.49	6.7	80.5	24550
IW-118	11.33	272	16320	4/6/2014 16:59	10.648	29.4	3	0.45	12.49	7.4	88.9	24520
IW-118	11.34	272.25	16335	4/6/2014 17:14	10.64	29.39	3	0.45	12.49	7.12	85.5	24520
IW-118	11.35	272.5	16350	4/6/2014 17:29	10.635	29.39	3.029	0.45	12.48	6.76	81.2	24510
IW-118	11.36	272.75	16365	4/6/2014 17:44	10.637	29.39	3	0.45	12.49	6.47	77.7	24480

IW-118
TROLL 9500 Water Quality Instrument - ISCO Monitoring Data Summary
March-April 2014
Whirlpool Corporation
Fort Smith, Arkansas

Well	Time - Elapsed (Days)	Time - Elapsed (Hours)	Time - Elapsed (Minutes)	Time - Time Stamp	Level/Depth TOC (ft)	Barometric (in Hg)	Battery (volts)	ORP (V)	pH	RDO (mg/L)	RDO (%Saturation)	Conductivity (µS Actual)
IW-118	11.37	273	16380	4/6/2014 17:59	10.634	29.38	3.058	0.45	12.48	7.37	88.5	24470
IW-118	11.39	273.25	16395	4/6/2014 18:14	10.645	29.4	3.029	0.45	12.48	5.89	70.7	24450
IW-118	11.4	273.5	16410	4/6/2014 18:29	10.634	29.39	3	0.45	12.48	4.52	54.3	24420
IW-118	11.41	273.75	16425	4/6/2014 18:44	10.633	29.38	3.029	0.45	12.48	4.35	52.3	24410
IW-118	11.42	274	16440	4/6/2014 18:59	10.636	29.39	3.029	0.45	12.48	4.2	50.4	24370
IW-118	11.43	274.25	16455	4/6/2014 19:14	10.635	29.39	3.029	0.45	12.48	3.99	47.9	24370
IW-118	11.44	274.5	16470	4/6/2014 19:29	10.635	29.39	3.029	0.45	12.48	4.69	56.3	24370
IW-118	11.45	274.75	16485	4/6/2014 19:44	10.62	29.37	3.029	0.45	12.48	4.52	54.3	24350
IW-118	11.46	275	16500	4/6/2014 19:59	10.619	29.37	3.029	0.45	12.48	4.3	51.6	24310
IW-118	11.47	275.25	16515	4/6/2014 20:14	10.614	29.37	3.029	0.45	12.48	4.18	50.2	24310
IW-118	11.48	275.5	16530	4/6/2014 20:29	10.602	29.36	3.058	0.45	12.48	3.96	47.6	24280
IW-118	11.49	275.75	16545	4/6/2014 20:44	10.607	29.36	3.029	0.45	12.48	3.63	43.6	24270
IW-118	11.5	276	16560	4/6/2014 20:59	10.607	29.36	3.029	0.45	12.48	3.42	41.1	24250
IW-118	11.51	276.25	16575	4/6/2014 21:14	10.597	29.35	3.029	0.45	12.48	3.31	39.8	24240
IW-118	11.52	276.5	16590	4/6/2014 21:29	10.597	29.35	3.058	0.45	12.48	3.16	37.9	24200
IW-118	11.53	276.75	16605	4/6/2014 21:44	10.616	29.37	3.029	0.45	12.48	3.11	37.3	24170
IW-118	11.54	277	16620	4/6/2014 21:59	10.606	29.36	3.058	0.45	12.48	3.07	36.9	24190
IW-118	11.55	277.25	16635	4/6/2014 22:14	10.607	29.36	3.029	0.45	12.48	3.03	36.4	24120
IW-118	11.56	277.5	16650	4/6/2014 22:29	10.602	29.36	3.029	0.45	12.47	2.99	35.9	24150
IW-118	11.57	277.75	16665	4/6/2014 22:44	10.596	29.35	3.029	0.45	12.47	2.94	35.3	24120
IW-118	11.58	278	16680	4/6/2014 22:59	10.595	29.35	3.029	0.45	12.47	2.91	34.9	24080
IW-118	11.59	278.25	16695	4/6/2014 23:14	10.6	29.35	3.058	0.45	12.47	2.85	34.2	24070
IW-118	11.6	278.5	16710	4/6/2014 23:29	10.599	29.35	3.029	0.45	12.47	2.82	33.9	24040
IW-118	11.61	278.75	16725	4/6/2014 23:44	10.589	29.34	3.058	0.45	12.47	2.8	33.6	24050
IW-118	11.62	279	16740	4/6/2014 23:59	10.574	29.33	3.029	0.45	12.47	2.77	33.3	24020
IW-118	11.64	279.25	16755	4/7/2014 0:14	10.559	29.32	3.029	0.45	12.47	2.76	33.2	24030
IW-118	11.65	279.5	16770	4/7/2014 0:29	10.573	29.33	3.058	0.45	12.47	2.75	33	24050
IW-118	11.66	279.75	16785	4/7/2014 0:44	10.582	29.34	3.029	0.45	12.47	2.74	32.8	24020
IW-118	11.67	280	16800	4/7/2014 0:59	10.614	29.37	3.029	0.45	12.47	2.73	32.8	23990
IW-118	11.68	280.25	16815	4/7/2014 1:14	10.619	29.37	3.029	0.45	12.47	2.72	32.6	24010
IW-118	11.69	280.5	16830	4/7/2014 1:29	10.627	29.38	3.029	0.45	12.47	2.72	32.5	23890
IW-118	11.7	280.75	16845	4/7/2014 1:44	10.621	29.37	3.058	0.45	12.47	2.7	32.3	23900
IW-118	11.71	281	16860	4/7/2014 1:59	10.619	29.37	3.029	0.45	12.47	2.69	32.2	23860
IW-118	11.72	281.25	16875	4/7/2014 2:14	10.617	29.37	3.029	0.45	12.47	2.69	32.2	23860
IW-118	11.73	281.5	16890	4/7/2014 2:29	10.626	29.38	3.029	0.45	12.47	2.66	31.9	23850
IW-118	11.74	281.75	16905	4/7/2014 2:44	10.636	29.39	3.029	0.45	12.47	2.66	31.9	23820
IW-118	11.75	282	16920	4/7/2014 2:59	10.656	29.4	3.058	0.45	12.47	2.65	31.7	23800
IW-118	11.76	282.25	16935	4/7/2014 3:14	10.68	29.43	3.029	0.45	12.47	2.64	31.6	23770
IW-118	11.77	282.5	16950	4/7/2014 3:29	10.714	29.46	3.029	0.45	12.46	3.22	38.4	23750

IW-118
TROLL 9500 Water Quality Instrument - ISCO Monitoring Data Summary
March-April 2014
Whirlpool Corporation
Fort Smith, Arkansas

Well	Time - Elapsed (Days)	Time - Elapsed (Hours)	Time - Elapsed (Minutes)	Time - Time Stamp	Level/Depth TOC (ft)	Barometric (in Hg)	Battery (volts)	ORP (V)	pH	RDO (mg/L)	RDO (%Saturation)	Conductivity (µS Actual)
IW-118	11.78	282.75	16965	4/7/2014 3:44	10.754	29.49	3.058	0.45	12.46	3.43	40.8	23760
IW-118	11.79	283	16980	4/7/2014 3:59	10.791	29.52	3.029	0.45	12.46	3.44	41	23730
IW-118	11.8	283.25	16995	4/7/2014 4:14	10.83	29.56	3.029	0.45	12.46	3.39	40.3	23710
IW-118	11.81	283.5	17010	4/7/2014 4:29	10.864	29.59	3.058	0.45	12.46	3.31	39.4	23670
IW-118	11.82	283.75	17025	4/7/2014 4:44	10.894	29.62	3.058	0.45	12.46	3.21	38.1	23650
IW-118	11.83	284	17040	4/7/2014 4:59	10.923	29.64	3.058	0.45	12.46	3.1	36.8	23650
IW-118	11.84	284.25	17055	4/7/2014 5:14	10.934	29.65	3.029	0.45	12.46	2.99	35.4	23640
IW-118	11.85	284.5	17070	4/7/2014 5:29	10.92	29.64	3.058	0.45	12.46	2.87	34	23660
IW-118	11.86	284.75	17085	4/7/2014 5:44	10.923	29.64	3.029	0.45	12.46	2.78	33	23620
IW-118	11.87	285	17100	4/7/2014 5:59	10.922	29.64	3.058	0.45	12.46	2.88	34.1	23610
IW-118	11.89	285.25	17115	4/7/2014 6:14	10.928	29.65	3.058	0.45	12.46	2.68	31.8	23600
IW-118	11.9	285.5	17130	4/7/2014 6:29	10.934	29.66	3.029	0.45	12.46	2.81	33.3	23600
IW-118	11.91	285.75	17145	4/7/2014 6:44	10.939	29.66	3.029	0.45	12.46	4.32	51.2	23560
IW-118	11.92	286	17160	4/7/2014 6:59	10.98	29.7	3.058	0.45	12.46	4.75	56.2	23540
IW-118	11.93	286.25	17175	4/7/2014 7:14	10.98	29.7	3.029	0.45	12.46	4.72	55.9	23540
IW-118	11.94	286.5	17190	4/7/2014 7:29	11.008	29.72	3.058	0.45	12.46	4.49	53.1	23520
IW-118	11.95	286.75	17205	4/7/2014 7:44	11.033	29.74	3.058	0.45	12.46	4.49	53	23500
IW-118	11.96	287	17220	4/7/2014 7:59	11.054	29.76	3.029	0.45	12.46	4.52	53.3	23500
IW-118	11.97	287.25	17235	4/7/2014 8:14	11.056	29.76	3.058	0.45	12.46	4.35	51.4	23520
IW-118	11.98	287.5	17250	4/7/2014 8:29	11.05	29.76	3.029	0.45	12.46	4.22	49.8	23470
IW-118	11.99	287.75	17265	4/7/2014 8:44	11.058	29.77	3.029	0.45	12.46	4.04	47.6	23440
IW-118	12	288	17280	4/7/2014 8:59	11.093	29.8	3.058	0.45	12.46	4.4	51.8	23440
IW-118	12.01	288.25	17295	4/7/2014 9:14	11.121	29.82	3.058	0.45	12.46	4.29	50.5	23430
IW-118	12.02	288.5	17310	4/7/2014 9:29	11.146	29.85	3.029	0.45	12.46	4.01	47.2	23430
IW-118	12.03	288.75	17325	4/7/2014 9:44	11.166	29.86	3.029	0.45	12.46	3.77	44.3	23400
IW-118	12.04	289	17340	4/7/2014 9:59	11.187	29.88	3.029	0.45	12.46	3.84	45.1	23370
IW-118	12.05	289.25	17355	4/7/2014 10:14	11.206	29.9	3.058	0.45	12.46	3.87	45.4	23370
IW-118	12.06	289.5	17370	4/7/2014 10:29	11.225	29.92	3.029	0.45	12.45	3.75	44	23350
IW-118	12.07	289.75	17385	4/7/2014 10:44	11.242	29.93	3.029	0.45	12.45	3.59	42.1	23360
IW-118	12.08	290	17400	4/7/2014 10:59	11.254	29.94	3.058	0.45	12.45	3.41	40	23320
IW-118	12.09	290.25	17415	4/7/2014 11:14	11.264	29.95	3.029	0.45	12.45	3.23	37.8	23320
IW-118	12.1	290.5	17430	4/7/2014 11:29	11.273	29.96	3.058	0.45	12.45	3.42	40	23280
IW-118	12.11	290.75	17445	4/7/2014 11:44	11.286	29.97	3.058	0.45	12.45	3.4	39.8	23270
IW-118	12.12	291	17460	4/7/2014 11:59	11.295	29.98	3.029	0.45	12.45	3.25	38	23240
IW-118	12.14	291.25	17475	4/7/2014 12:14	11.296	29.98	3.029	0.45	12.45	3.08	36.1	23270
IW-118	12.15	291.5	17490	4/7/2014 12:29	11.309	29.99	3.029	0.45	12.45	2.93	34.3	23270
IW-118	12.16	291.75	17505	4/7/2014 12:44	11.319	30	3.058	0.45	12.45	2.82	33	23230
IW-118	12.17	292	17520	4/7/2014 12:59	11.328	30.01	3.029	0.45	12.45	2.74	32	23230
IW-118	12.18	292.25	17535	4/7/2014 13:14	11.341	30.02	3.058	0.45	12.45	2.65	31	23220

IW-118
TROLL 9500 Water Quality Instrument - ISCO Monitoring Data Summary
March-April 2014
Whirlpool Corporation
Fort Smith, Arkansas

Well	Time - Elapsed (Days)	Time - Elapsed (Hours)	Time - Elapsed (Minutes)	Time - Time Stamp	Level/Depth TOC (ft)	Barometric (in Hg)	Battery (volts)	ORP (V)	pH	RDO (mg/L)	RDO (%Saturation)	Conductivity (µS Actual)
IW-118	12.19	292.5	17550	4/7/2014 13:29	11.349	30.03	3.029	0.45	12.45	2.59	30.2	23230
IW-118	12.2	292.75	17565	4/7/2014 13:44	11.356	30.03	3.029	0.45	12.45	2.57	30	23140
IW-118	12.21	293	17580	4/7/2014 13:59	11.362	30.04	3.029	0.45	12.45	2.9	33.8	23190
IW-118	12.22	293.25	17595	4/7/2014 14:14	11.369	30.05	3	0.45	12.45	3.25	37.9	23160
IW-118	12.23	293.5	17610	4/7/2014 14:29	11.339	30.02	3.029	0.45	12.45	3.26	38	23230
IW-118	12.24	293.75	17625	4/7/2014 14:44	11.312	30	3.058	0.45	12.44	3.19	37.3	23220
IW-118	12.25	294	17640	4/7/2014 14:59	11.286	29.97	3	0.45	12.44	3.11	36.4	23260
IW-118	12.26	294.25	17655	4/7/2014 15:14	10.572	29.34	3.029	0.44	12.44	3.63	43.4	23330
IW-118	12.27	294.5	17670	4/7/2014 15:29	10.569	29.34	3.058	0.45	12.44	3.14	37.5	22930
IW-118	12.28	294.75	17685	4/7/2014 15:44	10.59	29.34	3.058	0.45	12.44	3.01	36	23560
IW-118	12.29	295	17700	4/7/2014 15:59	10.581	29.34	3.029	0.45	12.44	2.77	33.2	23550
IW-118	12.3	295.25	17715	4/7/2014 16:14	10.575	29.34	3.029	0.44	12.43	2.58	30.7	22490
IW-118	12.31	295.5	17730	4/7/2014 16:29	10.573	29.34	3.029	0.45	12.43	2.77	33	22570
IW-118	12.32	295.75	17745	4/7/2014 16:44	10.637	29.4	3.058	0.45	12.43	2.92	34.8	22650
IW-118	12.33	296	17760	4/7/2014 16:59	10.57	29.34	3	0.45	12.43	3.19	38	23040
IW-118	12.34	296.25	17775	4/7/2014 17:14	10.564	29.34	3.058	0.44	12.44	3.78	45.4	24240
IW-118	12.35	296.5	17790	4/7/2014 17:29	10.566	29.34	3.029	0.44	12.43	4.1	48.9	22870
IW-118	12.36	296.75	17805	4/7/2014 17:44	10.565	29.33	3.029	0.45	12.43	4.08	48.8	23350
IW-118	12.37	297	17820	4/7/2014 17:59	10.586	29.36	3.029	0.45	12.43	3.78	45.1	23190
IW-118	12.39	297.25	17835	4/7/2014 18:14	10.623	29.39	3	0.45	12.43	4.51	53.8	23100
IW-118	12.4	297.5	17850	4/7/2014 18:29	10.65	29.41	3.029	0.45	12.43	4.25	50.6	23040
IW-118	12.41	297.75	17865	4/7/2014 18:44	10.665	29.43	3.029	0.45	12.43	4.13	49.2	23010
IW-118	12.42	298	17880	4/7/2014 18:59	10.675	29.44	3.029	0.45	12.43	3.74	44.6	22960
IW-118	12.43	298.25	17895	4/7/2014 19:14	10.683	29.44	3.029	0.45	12.42	3.31	39.4	22950
IW-118	12.44	298.5	17910	4/7/2014 19:29	10.689	29.45	3.029	0.45	12.43	3.09	36.7	22930
IW-118	12.45	298.75	17925	4/7/2014 19:44	10.692	29.45	3.029	0.45	12.42	2.89	34.4	22900
IW-118	12.46	299	17940	4/7/2014 19:59	10.696	29.46	3.058	0.45	12.42	3.39	40.3	22880
IW-118	12.47	299.25	17955	4/7/2014 20:14	10.697	29.46	3.029	0.45	12.42	3.73	44.3	22850
IW-118	12.48	299.5	17970	4/7/2014 20:29	10.697	29.46	3	0.45	12.42	4.44	52.7	22790
IW-118	12.49	299.75	17985	4/7/2014 20:44	10.702	29.46	3.029	0.45	12.42	4.55	54	22770
IW-118	12.5	300	18000	4/7/2014 20:59	10.706	29.47	3	0.45	12.42	4.85	57.5	22730
IW-118	12.51	300.25	18015	4/7/2014 21:14	10.713	29.47	3	0.45	12.42	4.64	55	22680
IW-118	12.52	300.5	18030	4/7/2014 21:29	10.72	29.48	3	0.45	12.42	4.5	53.4	22640
IW-118	12.53	300.75	18045	4/7/2014 21:44	10.723	29.48	3	0.45	12.42	4.11	48.7	22620
IW-118	12.54	301	18060	4/7/2014 21:59	10.725	29.49	3.029	0.45	12.42	3.68	43.7	22580
IW-118	12.55	301.25	18075	4/7/2014 22:14	10.73	29.49	3.029	0.45	12.42	3.34	39.6	22530
IW-118	12.56	301.5	18090	4/7/2014 22:29	10.735	29.49	3.029	0.45	12.42	3.14	37.2	22550
IW-118	12.57	301.75	18105	4/7/2014 22:44	10.741	29.5	3.058	0.45	12.42	3.26	38.6	22510
IW-118	12.58	302	18120	4/7/2014 22:59	10.748	29.51	3.058	0.45	12.42	3.43	40.6	22470

IW-118
TROLL 9500 Water Quality Instrument - ISCO Monitoring Data Summary
March-April 2014
Whirlpool Corporation
Fort Smith, Arkansas

Well	Time - Elapsed (Days)	Time - Elapsed (Hours)	Time - Elapsed (Minutes)	Time - Time Stamp	Level/Depth TOC (ft)	Barometric (in Hg)	Battery (volts)	ORP (V)	pH	RDO (mg/L)	RDO (%Saturation)	Conductivity (µS Actual)
IW-118	12.59	302.25	18135	4/7/2014 23:14	10.757	29.52	3.058	0.45	12.42	3.51	41.5	22430
IW-118	12.6	302.5	18150	4/7/2014 23:29	10.768	29.53	3.029	0.45	12.42	3.53	41.7	22390
IW-118	12.61	302.75	18165	4/7/2014 23:44	10.777	29.53	3.058	0.45	12.42	3.67	43.4	22350
IW-118	12.62	303	18180	4/7/2014 23:59	10.784	29.54	3	0.45	12.42	3.59	42.4	22320
IW-118	12.64	303.25	18195	4/8/2014 0:14	10.79	29.54	3.058	0.45	12.42	4.14	49	22300
IW-118	12.65	303.5	18210	4/8/2014 0:29	10.795	29.55	3.029	0.45	12.42	4.66	55.1	22240
IW-118	12.66	303.75	18225	4/8/2014 0:44	10.802	29.56	3.058	0.45	12.42	5.23	61.8	22210
IW-118	12.67	304	18240	4/8/2014 0:59	10.808	29.56	3.058	0.45	12.42	5.98	70.6	22170
IW-118	12.68	304.25	18255	4/8/2014 1:14	10.814	29.57	3.058	0.45	12.41	5.71	67.4	22170
IW-118	12.69	304.5	18270	4/8/2014 1:29	10.82	29.57	3.029	0.45	12.41	5.98	70.5	22140
IW-118	12.7	304.75	18285	4/8/2014 1:44	10.825	29.58	3	0.45	12.41	5.85	69	22130
IW-118	12.71	305	18300	4/8/2014 1:59	10.83	29.58	3.058	0.45	12.41	6.24	73.6	22110
IW-118	12.72	305.25	18315	4/8/2014 2:14	10.834	29.59	3.029	0.45	12.41	6.37	75.1	22070
IW-118	12.73	305.5	18330	4/8/2014 2:29	10.838	29.59	3	0.45	12.41	6.66	78.5	22030
IW-118	12.74	305.75	18345	4/8/2014 2:44	10.842	29.59	3.029	0.45	12.41	6.74	79.4	22020
IW-118	12.75	306	18360	4/8/2014 2:59	10.848	29.6	3.029	0.45	12.41	6.4	75.3	22000
IW-118	12.76	306.25	18375	4/8/2014 3:14	10.854	29.6	3.029	0.45	12.41	5.92	69.7	22000
IW-118	12.77	306.5	18390	4/8/2014 3:29	10.859	29.61	3	0.45	12.41	5.82	68.5	21940
IW-118	12.78	306.75	18405	4/8/2014 3:44	10.862	29.61	3.029	0.45	12.41	5.59	65.8	21950
IW-118	12.79	307	18420	4/8/2014 3:59	10.861	29.61	3.058	0.45	12.41	5.56	65.5	21920
IW-118	12.8	307.25	18435	4/8/2014 4:14	10.859	29.61	3	0.45	12.41	5.36	63	21900
IW-118	12.81	307.5	18450	4/8/2014 4:29	10.858	29.61	3	0.45	12.41	5.41	63.6	21870
IW-118	12.82	307.75	18465	4/8/2014 4:44	10.858	29.61	3.058	0.45	12.41	5.55	65.2	21830
IW-118	12.83	308	18480	4/8/2014 4:59	10.86	29.61	3.029	0.45	12.41	5.56	65.4	21820
IW-118	12.84	308.25	18495	4/8/2014 5:14	10.864	29.61	3.029	0.45	12.41	5.52	64.9	21790
IW-118	12.85	308.5	18510	4/8/2014 5:29	10.868	29.62	3	0.45	12.41	5.42	63.7	21760
IW-118	12.86	308.75	18525	4/8/2014 5:44	10.873	29.62	3.029	0.45	12.41	5.38	63.2	21760
IW-118	12.87	309	18540	4/8/2014 5:59	10.876	29.63	3.029	0.45	12.41	5.33	62.6	21730
IW-118	12.89	309.25	18555	4/8/2014 6:14	10.876	29.63	3.029	0.45	12.41	5.29	62.2	21690
IW-118	12.9	309.5	18570	4/8/2014 6:29	10.878	29.63	3.029	0.45	12.41	4.9	57.5	21690
IW-118	12.91	309.75	18585	4/8/2014 6:44	10.878	29.63	3	0.45	12.41	4.71	55.4	21680
IW-118	12.92	310	18600	4/8/2014 6:59	10.879	29.63	3	0.45	12.41	4.48	52.6	21650
IW-118	12.93	310.25	18615	4/8/2014 7:14	10.881	29.63	3.029	0.45	12.41	4.23	49.7	21630
IW-118	12.94	310.5	18630	4/8/2014 7:29	10.882	29.63	3.029	0.45	12.41	4.04	47.5	21620
IW-118	12.95	310.75	18645	4/8/2014 7:44	10.883	29.63	3	0.45	12.4	3.8	44.6	21580
IW-118	12.96	311	18660	4/8/2014 7:59	10.887	29.64	3.029	0.45	12.4	3.66	42.9	21560
IW-118	12.97	311.25	18675	4/8/2014 8:14	10.896	29.65	3.029	0.45	12.4	3.53	41.4	21530
IW-118	12.98	311.5	18690	4/8/2014 8:29	10.909	29.66	3.029	0.45	12.4	3.68	43.2	21530
IW-118	12.99	311.75	18705	4/8/2014 8:44	10.919	29.67	3	0.45	12.4	3.63	42.5	21530

IW-118
TROLL 9500 Water Quality Instrument - ISCO Monitoring Data Summary
March-April 2014
Whirlpool Corporation
Fort Smith, Arkansas

Well	Time - Elapsed (Days)	Time - Elapsed (Hours)	Time - Elapsed (Minutes)	Time - Time Stamp	Level/Depth TOC (ft)	Barometric (in Hg)	Battery (volts)	ORP (V)	pH	RDO (mg/L)	RDO (%Saturation)	Conductivity (µS Actual)
IW-118	13	312	18720	4/8/2014 8:59	10.929	29.68	3.029	0.45	12.4	3.45	40.4	21500
IW-118	13.01	312.25	18735	4/8/2014 9:14	10.939	29.69	3.029	0.45	12.4	3.38	39.6	21490
IW-118	13.02	312.5	18750	4/8/2014 9:29	10.948	29.69	3	0.45	12.4	3.68	43	21460
IW-118	13.03	312.75	18765	4/8/2014 9:44	10.957	29.7	3.029	0.45	12.4	3.92	45.8	21440
IW-118	13.04	313	18780	4/8/2014 9:59	10.969	29.71	3.029	0.45	12.4	3.93	46	21400
IW-118	13.05	313.25	18795	4/8/2014 10:14	10.983	29.73	3.029	0.45	12.4	4.23	49.5	21430
IW-118	13.06	313.5	18810	4/8/2014 10:29	10.997	29.74	3	0.45	12.4	3.87	45.3	21400
IW-118	13.07	313.75	18825	4/8/2014 10:44	11.014	29.75	3.058	0.45	12.4	3.94	46	21360
IW-118	13.08	314	18840	4/8/2014 10:59	11.032	29.77	3	0.45	12.4	4.16	48.6	21350
IW-118	13.09	314.25	18855	4/8/2014 11:14	11.05	29.79	3	0.45	12.4	4.37	50.9	21320
IW-118	13.1	314.5	18870	4/8/2014 11:29	11.067	29.8	3	0.45	12.4	4.28	49.8	21330
IW-118	13.11	314.75	18885	4/8/2014 11:44	11.08	29.81	3	0.45	12.4	4.07	47.5	21300
IW-118	13.12	315	18900	4/8/2014 11:59	11.088	29.82	3	0.45	12.4	3.89	45.3	21290
IW-118	13.14	315.25	18915	4/8/2014 12:14	11.092	29.82	3	0.45	12.4	3.74	43.6	21270
IW-118	13.15	315.5	18930	4/8/2014 12:29	11.095	29.83	3.029	0.45	12.4	3.86	44.9	21250
IW-118	13.16	315.75	18945	4/8/2014 12:44	11.104	29.84	3	0.45	12.4	3.9	45.3	21190
IW-118	13.17	316	18960	4/8/2014 12:59	11.11	29.84	3	0.45	12.4	3.86	45	21260
IW-118	13.18	316.25	18975	4/8/2014 13:14	11.111	29.84	3.029	0.45	12.4	3.82	44.5	21190
IW-118	13.19	316.5	18990	4/8/2014 13:29	11.118	29.85	3.029	0.45	12.4	3.73	43.4	21130
IW-118	13.2	316.75	19005	4/8/2014 13:44	11.135	29.86	3.029	0.45	12.39	3.69	42.9	21150
IW-118	13.21	317	19020	4/8/2014 13:59	11.149	29.88	3	0.45	12.4	3.57	41.5	21120
IW-118	13.22	317.25	19035	4/8/2014 14:14	11.168	29.89	3.029	0.45	12.39	3.35	38.9	21130
IW-118	13.23	317.5	19050	4/8/2014 14:29	11.177	29.9	3.029	0.45	12.39	3.28	38.1	21120
IW-118	13.24	317.75	19065	4/8/2014 14:44	11.182	29.91	3	0.45	12.39	3.22	37.4	21090
IW-118	13.25	318	19080	4/8/2014 14:59	11.189	29.91	3.029	0.45	12.39	3.08	35.8	21050
IW-118	13.26	318.25	19095	4/8/2014 15:14	11.192	29.92	3	0.45	12.39	2.99	34.6	21100
IW-118	13.27	318.5	19110	4/8/2014 15:29	11.189	29.91	3	0.45	12.39	2.92	33.8	21020
IW-118	13.28	318.75	19125	4/8/2014 15:44	11.189	29.91	3.029	0.45	12.39	2.93	34	20970
IW-118	13.29	319	19140	4/8/2014 15:59	11.202	29.92	3.029	0.45	12.39	2.9	33.7	21040
IW-118	13.3	319.25	19155	4/8/2014 16:14	11.215	29.94	3.029	0.45	12.39	2.89	33.5	21030
IW-118	13.31	319.5	19170	4/8/2014 16:29	11.22	29.94	3.029	0.45	12.39	2.79	32.3	21010
IW-118	13.32	319.75	19185	4/8/2014 16:44	11.216	29.94	3.029	0.45	12.39	2.89	33.4	20960
IW-118	13.33	320	19200	4/8/2014 16:59	11.214	29.94	3	0.45	12.39	3.44	39.9	20900
IW-118	13.34	320.25	19215	4/8/2014 17:14	11.216	29.94	3	0.45	12.39	2.93	33.9	20910
IW-118	13.35	320.5	19230	4/8/2014 17:29	11.22	29.94	3	0.45	12.39	2.9	33.6	20910
IW-118	13.36	320.75	19245	4/8/2014 17:44	11.224	29.95	3.029	0.45	12.39	2.91	33.7	20890
IW-118	13.37	321	19260	4/8/2014 17:59	11.224	29.95	3.029	0.45	12.39	2.93	33.9	20890
IW-118	13.39	321.25	19275	4/8/2014 18:14	11.222	29.94	3.029	0.45	12.39	2.91	33.7	20870
IW-118	13.4	321.5	19290	4/8/2014 18:29	11.218	29.94	3.029	0.45	12.39	2.78	32.1	20870

IW-118
TROLL 9500 Water Quality Instrument - ISCO Monitoring Data Summary
March-April 2014
Whirlpool Corporation
Fort Smith, Arkansas

Well	Time - Elapsed (Days)	Time - Elapsed (Hours)	Time - Elapsed (Minutes)	Time - Time Stamp	Level/Depth TOC (ft)	Barometric (in Hg)	Battery (volts)	ORP (V)	pH	RDO (mg/L)	RDO (%Saturation)	Conductivity (µS Actual)
IW-118	13.41	321.75	19305	4/8/2014 18:44	11.216	29.94	3	0.45	12.39	2.79	32.3	20830
IW-118	13.42	322	19320	4/8/2014 18:59	11.211	29.94	3	0.45	12.39	2.85	33	20810
IW-118	13.43	322.25	19335	4/8/2014 19:14	11.201	29.93	3	0.45	12.39	2.9	33.6	20800
IW-118	13.44	322.5	19350	4/8/2014 19:29	11.192	29.92	3	0.45	12.39	2.92	33.8	20790
IW-118	13.45	322.75	19365	4/8/2014 19:44	11.183	29.91	3	0.45	12.39	2.81	32.6	20760
IW-118	13.46	323	19380	4/8/2014 19:59	11.174	29.91	3	0.45	12.39	2.72	31.5	20700
IW-118	13.47	323.25	19395	4/8/2014 20:14	11.164	29.9	3	0.45	12.39	3.2	37	20710
IW-118	13.48	323.5	19410	4/8/2014 20:29	11.154	29.89	3	0.45	12.39	3.19	37	20690
IW-118	13.49	323.75	19425	4/8/2014 20:44	11.144	29.88	3	0.45	12.38	3.07	35.6	20670
IW-118	13.5	324	19440	4/8/2014 20:59	11.134	29.87	3.029	0.45	12.38	3.01	34.9	20660
IW-118	13.51	324.25	19455	4/8/2014 21:14	11.126	29.87	3	0.45	12.38	2.89	33.5	20660
IW-118	13.52	324.5	19470	4/8/2014 21:29	11.118	29.86	3	0.45	12.38	2.83	32.9	20630
IW-118	13.53	324.75	19485	4/8/2014 21:44	11.111	29.85	3	0.45	12.38	2.72	31.6	20630
IW-118	13.54	325	19500	4/8/2014 21:59	11.103	29.85	3	0.45	12.38	2.7	31.3	20610
IW-118	13.55	325.25	19515	4/8/2014 22:14	11.096	29.84	3	0.45	12.38	2.61	30.3	20590
IW-118	13.56	325.5	19530	4/8/2014 22:29	11.089	29.83	3	0.45	12.38	2.58	30	20590
IW-118	13.57	325.75	19545	4/8/2014 22:44	11.082	29.83	3	0.45	12.38	2.54	29.5	20560
IW-118	13.58	326	19560	4/8/2014 22:59	11.076	29.82	3	0.45	12.38	2.49	28.9	20570
IW-118	13.59	326.25	19575	4/8/2014 23:14	11.069	29.82	3	0.45	12.38	2.61	30.3	20540
IW-118	13.6	326.5	19590	4/8/2014 23:29	11.064	29.81	3	0.45	12.38	2.49	28.9	20510
IW-118	13.61	326.75	19605	4/8/2014 23:44	11.058	29.81	3	0.45	12.38	2.51	29.1	20470
IW-118	13.62	327	19620	4/8/2014 23:59	11.053	29.81	3	0.45	12.38	2.51	29.1	20460
IW-118	13.64	327.25	19635	4/9/2014 0:14	11.048	29.8	3.029	0.45	12.38	2.8	32.6	20470
IW-118	13.65	327.5	19650	4/9/2014 0:29	11.043	29.8	3.029	0.45	12.38	2.97	34.4	20460
IW-118	13.66	327.75	19665	4/9/2014 0:44	11.039	29.79	3.029	0.45	12.38	3.11	36.1	20420
IW-118	13.67	328	19680	4/9/2014 0:59	11.034	29.79	3	0.45	12.38	3.46	40.2	20410
IW-118	13.68	328.25	19695	4/9/2014 1:14	11.029	29.79	3.029	0.45	12.38	3.24	37.6	20410
IW-118	13.69	328.5	19710	4/9/2014 1:29	11.024	29.78	3.029	0.45	12.38	3.24	37.6	20370
IW-118	13.7	328.75	19725	4/9/2014 1:44	11.02	29.78	3	0.45	12.38	3.39	39.4	20380
IW-118	13.71	329	19740	4/9/2014 1:59	11.015	29.77	3	0.45	12.38	3.33	38.6	20370
IW-118	13.72	329.25	19755	4/9/2014 2:14	11.011	29.77	3	0.45	12.38	3.22	37.4	20330
IW-118	13.73	329.5	19770	4/9/2014 2:29	11.008	29.77	3.029	0.45	12.38	3.06	35.6	20310
IW-118	13.74	329.75	19785	4/9/2014 2:44	11.004	29.76	3	0.45	12.38	2.92	34	20310
IW-118	13.75	330	19800	4/9/2014 2:59	11.002	29.76	3	0.45	12.38	2.81	32.6	20320
IW-118	13.76	330.25	19815	4/9/2014 3:14	10.999	29.76	3	0.45	12.38	2.7	31.4	20320
IW-118	13.77	330.5	19830	4/9/2014 3:29	10.997	29.76	3.029	0.45	12.38	2.61	30.4	20300
IW-118	13.78	330.75	19845	4/9/2014 3:44	10.993	29.76	3	0.45	12.38	2.56	29.8	20280
IW-118	13.79	331	19860	4/9/2014 3:59	10.99	29.75	3.029	0.45	12.37	2.79	32.4	20280
IW-118	13.8	331.25	19875	4/9/2014 4:14	10.987	29.75	3.029	0.45	12.37	2.78	32.2	20260

IW-118
TROLL 9500 Water Quality Instrument - ISCO Monitoring Data Summary
March-April 2014
Whirlpool Corporation
Fort Smith, Arkansas

Well	Time - Elapsed (Days)	Time - Elapsed (Hours)	Time - Elapsed (Minutes)	Time - Time Stamp	Level/Depth TOC (ft)	Barometric (in Hg)	Battery (volts)	ORP (V)	pH	RDO (mg/L)	RDO (%Saturation)	Conductivity (µS Actual)
IW-118	13.81	331.5	19890	4/9/2014 4:29	10.984	29.75	3.029	0.45	12.37	2.66	30.9	20250
IW-118	13.82	331.75	19905	4/9/2014 4:44	10.983	29.75	3.029	0.45	12.37	2.65	30.8	20240
IW-118	13.83	332	19920	4/9/2014 4:59	10.98	29.75	3	0.45	12.37	2.55	29.7	20190
IW-118	13.84	332.25	19935	4/9/2014 5:14	10.977	29.74	3	0.45	12.37	2.46	28.6	20180
IW-118	13.85	332.5	19950	4/9/2014 5:29	10.974	29.74	3	0.45	12.37	2.38	27.7	20160
IW-118	13.86	332.75	19965	4/9/2014 5:44	10.971	29.74	3	0.45	12.37	2.32	26.9	20130
IW-118	13.87	333	19980	4/9/2014 5:59	10.969	29.74	3.029	0.45	12.37	2.27	26.4	20120
IW-118	13.89	333.25	19995	4/9/2014 6:14	10.966	29.73	3.029	0.45	12.37	2.24	26	20100
IW-118	13.9	333.5	20010	4/9/2014 6:29	10.965	29.73	3	0.45	12.37	2.2	25.5	20090
IW-118	13.91	333.75	20025	4/9/2014 6:44	10.963	29.73	3	0.45	12.37	2.24	26	20070
IW-118	13.92	334	20040	4/9/2014 6:59	10.961	29.73	3	0.45	12.37	2.13	24.7	20040
IW-118	13.93	334.25	20055	4/9/2014 7:14	10.959	29.73	3	0.45	12.37	2.73	31.7	20030
IW-118	13.94	334.5	20070	4/9/2014 7:29	10.958	29.73	3.029	0.45	12.37	2.73	31.7	20010
IW-118	13.95	334.75	20085	4/9/2014 7:44	10.959	29.73	3	0.45	12.37	3.19	37	20000
IW-118	13.96	335	20100	4/9/2014 7:59	10.964	29.73	3	0.45	12.37	3.09	35.9	19980
IW-118	13.97	335.25	20115	4/9/2014 8:14	10.971	29.74	3	0.45	12.37	3.07	35.6	19970
IW-118	13.98	335.5	20130	4/9/2014 8:29	10.983	29.75	3	0.45	12.37	3.4	39.4	19940
IW-118	13.99	335.75	20145	4/9/2014 8:44	10.998	29.77	3	0.45	12.37	3.64	42.2	19940
IW-118	14	336	20160	4/9/2014 8:59	11.013	29.78	3	0.45	12.37	3.36	39	19930
IW-118	14.01	336.25	20175	4/9/2014 9:14	11.029	29.79	3	0.45	12.37	3.45	39.9	19920
IW-118	14.02	336.5	20190	4/9/2014 9:29	11.044	29.81	3	0.45	12.37	3.59	41.6	19890
IW-118	14.03	336.75	20205	4/9/2014 9:44	11.061	29.82	3	0.45	12.37	3.75	43.3	19880
IW-118	14.04	337	20220	4/9/2014 9:59	11.077	29.84	3.029	0.45	12.37	3.74	43.2	19860
IW-118	14.05	337.25	20235	4/9/2014 10:14	11.096	29.85	3	0.45	12.37	3.59	41.5	19830
IW-118	14.06	337.5	20250	4/9/2014 10:29	11.117	29.87	2.97	0.45	12.36	3.45	39.9	19810
IW-118	14.07	337.75	20265	4/9/2014 10:44	11.136	29.89	3	0.45	12.37	3.35	38.6	19790
IW-118	14.08	338	20280	4/9/2014 10:59	11.158	29.91	3	0.45	12.36	3.24	37.4	19790
IW-118	14.09	338.25	20295	4/9/2014 11:14	11.181	29.93	3	0.45	12.36	3.13	36	19760
IW-118	14.1	338.5	20310	4/9/2014 11:29	11.204	29.95	3	0.45	12.36	3.1	35.7	19740
IW-118	14.11	338.75	20325	4/9/2014 11:44	11.228	29.97	3.029	0.45	12.36	3.07	35.4	19890
IW-118	14.12	339	20340	4/9/2014 11:59	11.252	29.99	3	0.45	12.36	2.35	27	19830
IW-118	14.14	339.25	20355	4/9/2014 12:14	11.277	30.01	2.97	0.45	12.36	2.34	26.8	19810
IW-118	14.15	339.5	20370	4/9/2014 12:29	11.302	30.04	3	0.45	12.36	2.75	31.5	19760
IW-118	14.16	339.75	20385	4/9/2014 12:44	11.327	30.06	3	0.45	12.36	2.51	28.8	19740
IW-118	14.17	340	20400	4/9/2014 12:59	11.351	30.08	3.029	0.45	12.36	2.53	29	19720
IW-118	14.18	340.25	20415	4/9/2014 13:14	11.271	30.01	3	0.45	12.36	2.55	29.3	19700
IW-118	14.19	340.5	20430	4/9/2014 13:29	11.256	30	3	0.45	12.36	2.58	29.7	19680
IW-118	14.2	340.75	20445	4/9/2014 13:44	11.25	29.99	3	0.45	12.36	2.73	31.3	19670
IW-118	14.21	341	20460	4/9/2014 13:59	11.24	29.98	3	0.45	12.36	2.86	32.9	19660

IW-118
TROLL 9500 Water Quality Instrument - ISCO Monitoring Data Summary
March-April 2014
Whirlpool Corporation
Fort Smith, Arkansas

Well	Time - Elapsed (Days)	Time - Elapsed (Hours)	Time - Elapsed (Minutes)	Time - Time Stamp	Level/Depth TOC (ft)	Barometric (in Hg)	Battery (volts)	ORP (V)	pH	RDO (mg/L)	RDO (%Saturation)	Conductivity (µS Actual)
IW-118	14.22	341.25	20475	4/9/2014 14:14	11.233	29.97	3	0.45	12.36	3.76	43.3	19660
IW-118	14.23	341.5	20490	4/9/2014 14:29	11.23	29.97	3.029	0.45	12.36	3.85	44.2	19630
IW-118	14.24	341.75	20505	4/9/2014 14:44	11.214	29.96	3.029	0.45	12.36	3.57	41	19620
IW-118	14.25	342	20520	4/9/2014 14:59	11.213	29.96	3	0.45	12.36	3.35	38.5	19600
IW-118	14.26	342.25	20535	4/9/2014 15:14	11.199	29.94	3.029	0.45	12.36	3.13	36	19570
IW-118	14.27	342.5	20550	4/9/2014 15:29	11.19	29.94	3.029	0.45	12.36	2.91	33.5	19580
IW-118	14.28	342.75	20565	4/9/2014 15:44	11.182	29.93	3.029	0.45	12.36	2.75	31.7	19570
IW-118	14.29	343	20580	4/9/2014 15:59	11.17	29.92	3.029	0.45	12.36	2.6	29.9	19570
IW-118	14.3	343.25	20595	4/9/2014 16:14	11.16	29.91	3	0.45	12.36	2.54	29.3	19560
IW-118	14.31	343.5	20610	4/9/2014 16:29	11.152	29.9	3	0.45	12.36	2.36	27.1	19530
IW-118	14.32	343.75	20625	4/9/2014 16:44	11.133	29.89	3	0.45	12.36	2.34	27	19520
IW-118	14.33	344	20640	4/9/2014 16:59	11.13	29.88	3.029	0.45	12.36	2.21	25.4	19510
IW-118	14.34	344.25	20655	4/9/2014 17:14	11.114	29.87	3	0.45	12.36	2.22	25.6	19490
IW-118	14.35	344.5	20670	4/9/2014 17:29	11.103	29.86	3	0.45	12.36	2.23	25.7	19500
IW-118	14.36	344.75	20685	4/9/2014 17:44	11.085	29.84	3	0.44	12.35	3.23	37.3	19440
IW-118	14.37	345	20700	4/9/2014 17:59	11.071	29.83	3	0.44	12.35	2.5	28.8	19520
IW-118	14.39	345.25	20715	4/9/2014 18:14	11.056	29.82	3	0.45	12.35	2.51	29	19520
IW-118	14.4	345.5	20730	4/9/2014 18:29	11.053	29.81	3.029	0.45	12.35	2.27	26.2	19490
IW-118	14.41	345.75	20745	4/9/2014 18:44	11.048	29.81	3.029	0.45	12.35	2.87	33.1	19470
IW-118	14.42	346	20760	4/9/2014 18:59	11.029	29.79	3.029	0.45	12.35	2.78	32.1	19480
IW-118	14.43	346.25	20775	4/9/2014 19:14	11.024	29.79	3.029	0.45	12.35	2.28	26.4	19450
IW-118	14.44	346.5	20790	4/9/2014 19:29	11.019	29.78	2.97	0.45	12.35	1.88	21.7	19420
IW-118	14.45	346.75	20805	4/9/2014 19:44	11.008	29.77	3	0.45	12.35	1.77	20.4	19400
IW-118	14.46	347	20820	4/9/2014 19:59	11.002	29.77	3	0.45	12.35	1.83	21.1	19390
IW-118	14.47	347.25	20835	4/9/2014 20:14	10.995	29.76	3.029	0.45	12.35	2.23	25.8	19370
IW-118	14.48	347.5	20850	4/9/2014 20:29	10.986	29.76	3	0.45	12.35	2.25	26	19360
IW-118	14.49	347.75	20865	4/9/2014 20:44	10.978	29.75	3	0.45	12.35	2.31	26.7	19340
IW-118	14.5	348	20880	4/9/2014 20:59	10.969	29.74	3	0.45	12.35	2.41	27.9	19340
IW-118	14.51	348.25	20895	4/9/2014 21:14	10.962	29.73	3.029	0.45	12.35	2.85	33	19310
IW-118	14.52	348.5	20910	4/9/2014 21:29	10.954	29.73	3	0.45	12.35	2.55	29.6	19300
IW-118	14.53	348.75	20925	4/9/2014 21:44	10.946	29.72	3.029	0.45	12.35	2.27	26.3	19280
IW-118	14.54	349	20940	4/9/2014 21:59	10.94	29.72	3	0.45	12.35	2.05	23.7	19280
IW-118	14.55	349.25	20955	4/9/2014 22:14	10.932	29.71	2.97	0.45	12.35	2.06	23.8	19260
IW-118	14.56	349.5	20970	4/9/2014 22:29	10.925	29.7	3.029	0.45	12.35	1.87	21.7	19240
IW-118	14.57	349.75	20985	4/9/2014 22:44	10.917	29.7	3.029	0.45	12.35	1.8	20.9	19240
IW-118	14.58	350	21000	4/9/2014 22:59	10.91	29.69	3	0.45	12.35	2.37	27.4	19230
IW-118	14.59	350.25	21015	4/9/2014 23:14	10.903	29.68	3.029	0.45	12.35	2.97	34.4	19210
IW-118	14.6	350.5	21030	4/9/2014 23:29	10.896	29.68	2.97	0.45	12.35	2.83	32.8	19200
IW-118	14.61	350.75	21045	4/9/2014 23:44	10.89	29.67	2.97	0.45	12.35	2.53	29.3	19180

IW-118
TROLL 9500 Water Quality Instrument - ISCO Monitoring Data Summary
March-April 2014
Whirlpool Corporation
Fort Smith, Arkansas

Well	Time - Elapsed (Days)	Time - Elapsed (Hours)	Time - Elapsed (Minutes)	Time - Time Stamp	Level/Depth TOC (ft)	Barometric (in Hg)	Battery (volts)	ORP (V)	pH	RDO (mg/L)	RDO (%Saturation)	Conductivity (µS Actual)
IW-118	14.62	351	21060	4/9/2014 23:59	10.886	29.67	2.97	0.45	12.35	2.32	26.9	19150
IW-118	14.64	351.25	21075	4/10/2014 0:14	10.882	29.67	3	0.45	12.35	2.53	29.3	19160
IW-118	14.65	351.5	21090	4/10/2014 0:29	10.878	29.66	2.97	0.45	12.35	2.64	30.6	19140
IW-118	14.66	351.75	21105	4/10/2014 0:44	10.873	29.66	2.97	0.45	12.35	2.42	28.1	19130
IW-118	14.67	352	21120	4/10/2014 0:59	10.869	29.65	3.029	0.45	12.35	2.52	29.2	19080
IW-118	14.68	352.25	21135	4/10/2014 1:14	10.865	29.65	2.97	0.45	12.35	3.02	35	19080
IW-118	14.69	352.5	21150	4/10/2014 1:29	10.86	29.65	2.97	0.45	12.35	3.24	37.5	19060
IW-118	14.7	352.75	21165	4/10/2014 1:44	10.855	29.64	3	0.45	12.35	3.19	36.9	19060
IW-118	14.71	353	21180	4/10/2014 1:59	10.851	29.64	3	0.45	12.34	3.05	35.4	19040
IW-118	14.72	353.25	21195	4/10/2014 2:14	10.848	29.64	2.97	0.45	12.34	2.84	32.9	19020
IW-118	14.73	353.5	21210	4/10/2014 2:29	10.844	29.63	3	0.45	12.34	2.64	30.7	19030
IW-118	14.74	353.75	21225	4/10/2014 2:44	10.841	29.63	2.97	0.45	12.34	2.5	28.9	19020
IW-118	14.75	354	21240	4/10/2014 2:59	10.838	29.63	3.029	0.45	12.34	2.42	28.1	18990
IW-118	14.76	354.25	21255	4/10/2014 3:14	10.834	29.62	3	0.45	12.34	2.37	27.5	18990
IW-118	14.77	354.5	21270	4/10/2014 3:29	10.832	29.62	3.029	0.45	12.34	2.3	26.6	18980
IW-118	14.78	354.75	21285	4/10/2014 3:44	10.829	29.62	3.029	0.45	12.34	2.46	28.5	18970
IW-118	14.79	355	21300	4/10/2014 3:59	10.826	29.62	2.97	0.45	12.34	2.4	27.9	18980
IW-118	14.8	355.25	21315	4/10/2014 4:14	10.825	29.62	2.97	0.45	12.34	2.4	27.8	18970
IW-118	14.81	355.5	21330	4/10/2014 4:29	10.824	29.62	3	0.45	12.34	2.48	28.8	18960
IW-118	14.82	355.75	21345	4/10/2014 4:44	10.82	29.61	3.029	0.45	12.34	2.62	30.4	18930
IW-118	14.83	356	21360	4/10/2014 4:59	10.817	29.61	3.029	0.45	12.34	2.67	31	18930
IW-118	14.84	356.25	21375	4/10/2014 5:14	10.815	29.61	3	0.45	12.34	2.67	31	18920
IW-118	14.85	356.5	21390	4/10/2014 5:29	10.804	29.6	3	0.45	12.34	2.58	29.9	18920
IW-118	14.86	356.75	21405	4/10/2014 5:44	10.798	29.59	2.97	0.45	12.34	2.58	29.9	18910
IW-118	14.87	357	21420	4/10/2014 5:59	10.791	29.59	2.97	0.45	12.34	2.5	29	18880
IW-118	14.89	357.25	21435	4/10/2014 6:14	10.782	29.58	3	0.45	12.34	2.39	27.7	18870
IW-118	14.9	357.5	21450	4/10/2014 6:29	10.649	29.46	2.97	0.45	12.34	2.32	27	18860
IW-118	14.91	357.75	21465	4/10/2014 6:44	10.649	29.46	3	0.45	12.34	2.54	29.6	18870
IW-118	14.92	358	21480	4/10/2014 6:59	10.649	29.46	3	0.45	12.34	3.14	36.6	18860
IW-118	14.93	358.25	21495	4/10/2014 7:14	10.649	29.46	3	0.45	12.34	3.72	43.3	18830
IW-118	14.94	358.5	21510	4/10/2014 7:29	10.651	29.46	3	0.45	12.34	3.57	41.5	18810
IW-118	14.95	358.75	21525	4/10/2014 7:44	10.652	29.46	3	0.45	12.34	3.54	41.2	18810
IW-118	14.96	359	21540	4/10/2014 7:59	10.652	29.47	2.97	0.45	12.34	3.56	41.4	18770
IW-118	14.97	359.25	21555	4/10/2014 8:14	10.653	29.47	3	0.45	12.34	3.52	41	18780
IW-118	14.98	359.5	21570	4/10/2014 8:29	10.653	29.47	2.97	0.45	12.34	3.51	40.8	18770
IW-118	14.99	359.75	21585	4/10/2014 8:44	10.652	29.47	2.97	0.45	12.34	3.36	39.2	18760
IW-118	15	360	21600	4/10/2014 8:59	10.653	29.47	3	0.45	12.34	3.2	37.2	18750
IW-118	15.01	360.25	21615	4/10/2014 9:14	10.652	29.47	2.97	0.45	12.34	3.1	36.1	18750
IW-118	15.02	360.5	21630	4/10/2014 9:29	10.649	29.46	2.97	0.45	12.34	2.94	34.2	18740

IW-118
TROLL 9500 Water Quality Instrument - ISCO Monitoring Data Summary
March-April 2014
Whirlpool Corporation
Fort Smith, Arkansas

Well	Time - Elapsed (Days)	Time - Elapsed (Hours)	Time - Elapsed (Minutes)	Time - Time Stamp	Level/Depth TOC (ft)	Barometric (in Hg)	Battery (volts)	ORP (V)	pH	RDO (mg/L)	RDO (%Saturation)	Conductivity (µS Actual)
IW-118	15.03	360.75	21645	4/10/2014 9:44	10.649	29.46	2.97	0.45	12.34	2.71	31.5	18710
IW-118	15.04	361	21660	4/10/2014 9:59	10.654	29.47	3	0.45	12.34	2.55	29.6	18690
IW-118	15.05	361.25	21675	4/10/2014 10:14	10.657	29.47	3	0.45	12.34	2.44	28.4	18700
IW-118	15.06	361.5	21690	4/10/2014 10:29	10.657	29.47	3	0.45	12.34	2.64	30.8	18690
IW-118	15.07	361.75	21705	4/10/2014 10:44	10.658	29.47	2.97	0.45	12.33	2.41	28.1	18680
IW-118	15.08	362	21720	4/10/2014 10:59	10.659	29.47	3	0.45	12.33	2.76	32.1	18660
IW-118	15.09	362.25	21735	4/10/2014 11:14	10.658	29.47	3	0.45	12.33	2.38	27.7	18670
IW-118	15.1	362.5	21750	4/10/2014 11:29	10.655	29.47	3	0.45	12.33	2.14	24.9	18660
IW-118	15.11	362.75	21765	4/10/2014 11:44	10.652	29.47	2.97	0.45	12.33	1.99	23.2	18640
IW-118	15.12	363	21780	4/10/2014 11:59	10.672	29.48	3	0.45	12.33	1.99	23.1	18620
IW-118	15.14	363.25	21795	4/10/2014 12:14	10.694	29.5	3	0.45	12.33	2.11	24.6	18620
IW-118	15.15	363.5	21810	4/10/2014 12:29	10.717	29.52	2.97	0.45	12.33	2.09	24.3	18600
IW-118	15.16	363.75	21825	4/10/2014 12:44	10.739	29.54	3	0.45	12.33	2.45	28.4	18590
IW-118	15.17	364	21840	4/10/2014 12:59	10.761	29.56	3	0.45	12.33	2.37	27.5	18580
IW-118	15.18	364.25	21855	4/10/2014 13:14	10.782	29.58	3	0.45	12.33	2.42	28.1	18580
IW-118	15.19	364.5	21870	4/10/2014 13:29	10.802	29.6	3	0.45	12.33	2.33	27	18560
IW-118	15.2	364.75	21885	4/10/2014 13:44	10.821	29.61	3	0.45	12.33	2.3	26.6	18550
IW-118	15.21	365	21900	4/10/2014 13:59	10.805	29.6	2.97	0.45	12.33	2.25	26	18550
IW-118	15.22	365.25	21915	4/10/2014 14:14	10.814	29.61	3	0.45	12.33	2.27	26.3	18550
IW-118	15.23	365.5	21930	4/10/2014 14:29	10.801	29.6	3	0.45	12.33	2.3	26.6	18540
IW-118	15.24	365.75	21945	4/10/2014 14:44	10.781	29.58	3	0.45	12.33	2.18	25.3	18540
IW-118	15.25	366	21960	4/10/2014 14:59	10.764	29.56	2.97	0.45	12.33	2.18	25.3	18510
IW-118	15.26	366.25	21975	4/10/2014 15:14	10.76	29.56	3	0.45	12.33	2.15	25	18520
IW-118	15.27	366.5	21990	4/10/2014 15:29	10.749	29.55	2.97	0.45	12.33	2.19	25.4	18520
IW-118	15.28	366.75	22005	4/10/2014 15:44	10.733	29.54	2.97	0.45	12.33	1.8	20.8	18520
IW-118	15.29	367	22020	4/10/2014 15:59	10.725	29.53	2.97	0.45	12.33	2.07	24.1	18500
IW-118	15.3	367.25	22035	4/10/2014 16:14	10.726	29.53	2.97	0.45	12.33	2.05	23.8	18490
IW-118	15.31	367.5	22050	4/10/2014 16:29	10.717	29.52	3	0.45	12.32	2.03	23.6	18500
IW-118	15.32	367.75	22065	4/10/2014 16:44	10.71	29.52	2.97	0.45	12.33	2.03	23.6	18470
IW-118	15.33	368	22080	4/10/2014 16:59	10.696	29.5	2.97	0.45	12.33	2.02	23.5	18460
IW-118	15.34	368.25	22095	4/10/2014 17:14	10.692	29.5	2.97	0.45	12.32	2.28	26.5	18430
IW-118	15.35	368.5	22110	4/10/2014 17:29	10.683	29.49	2.97	0.45	12.32	2.32	26.9	18420
IW-118	15.36	368.75	22125	4/10/2014 17:44	10.673	29.48	3	0.45	12.32	2.28	26.5	18430
IW-118	15.37	369	22140	4/10/2014 17:59	10.666	29.48	2.97	0.45	12.32	2.55	29.6	18400
IW-118	15.39	369.25	22155	4/10/2014 18:14	10.661	29.47	2.97	0.45	12.32	3.36	39.1	18400
IW-118	15.4	369.5	22170	4/10/2014 18:29	10.658	29.47	3	0.45	12.32	3.5	40.7	18370
IW-118	15.41	369.75	22185	4/10/2014 18:44	10.651	29.46	2.97	0.45	12.32	3.13	36.4	18350
IW-118	15.42	370	22200	4/10/2014 18:59	10.478	29.31	2.97	0.44	12.32	3.06	35.7	18330
IW-118	15.43	370.25	22215	4/10/2014 19:14	10.481	29.32	3	0.44	12.32	2.86	33.4	18320

IW-118
TROLL 9500 Water Quality Instrument - ISCO Monitoring Data Summary
March-April 2014
Whirlpool Corporation
Fort Smith, Arkansas

Well	Time - Elapsed (Days)	Time - Elapsed (Hours)	Time - Elapsed (Minutes)	Time - Time Stamp	Level/Depth TOC (ft)	Barometric (in Hg)	Battery (volts)	ORP (V)	pH	RDO (mg/L)	RDO (%Saturation)	Conductivity (µS Actual)
IW-118	15.44	370.5	22230	4/10/2014 19:29	10.487	29.32	3	0.44	12.32	2.65	30.9	18310
IW-118	15.45	370.75	22245	4/10/2014 19:44	10.492	29.33	3	0.44	12.32	2.37	27.7	18330
IW-118	15.46	371	22260	4/10/2014 19:59	10.497	29.33	3	0.44	12.32	2.22	25.9	18280
IW-118	15.47	371.25	22275	4/10/2014 20:14	10.504	29.34	2.97	0.44	12.32	2.11	24.6	18260
IW-118	15.48	371.5	22290	4/10/2014 20:29	10.512	29.34	2.97	0.44	12.32	2	23.3	18260
IW-118	15.49	371.75	22305	4/10/2014 20:44	10.517	29.35	3	0.44	12.32	1.91	22.3	18250
IW-118	15.5	372	22320	4/10/2014 20:59	10.523	29.35	2.97	0.44	12.32	2.18	25.4	18220
IW-118	15.51	372.25	22335	4/10/2014 21:14	10.531	29.36	2.97	0.44	12.32	2	23.3	18210
IW-118	15.52	372.5	22350	4/10/2014 21:29	10.54	29.37	2.97	0.44	12.32	1.83	21.4	18190
IW-118	15.53	372.75	22365	4/10/2014 21:44	10.548	29.38	2.97	0.44	12.32	1.85	21.6	18220
IW-118	15.54	373	22380	4/10/2014 21:59	10.554	29.38	3	0.45	12.32	1.81	21.1	18180
IW-118	15.55	373.25	22395	4/10/2014 22:14	10.562	29.39	2.97	0.44	12.32	1.75	20.4	18170
IW-118	15.56	373.5	22410	4/10/2014 22:29	10.571	29.4	2.97	0.44	12.32	1.64	19	18160
IW-118	15.57	373.75	22425	4/10/2014 22:44	10.577	29.4	2.97	0.44	12.32	1.63	19	18140
IW-118	15.58	374	22440	4/10/2014 22:59	10.582	29.41	2.97	0.44	12.32	1.66	19.3	18140
IW-118	15.59	374.25	22455	4/10/2014 23:14	10.585	29.41	2.97	0.44	12.32	1.69	19.6	18150
IW-118	15.6	374.5	22470	4/10/2014 23:29	10.591	29.42	3	0.44	12.32	1.65	19.1	18130
IW-118	15.61	374.75	22485	4/10/2014 23:44	10.592	29.42	2.97	0.44	12.32	1.6	18.5	18100
IW-118	15.62	375	22500	4/10/2014 23:59	10.597	29.42	2.97	0.44	12.32	1.46	17	18100
IW-118	15.64	375.25	22515	4/11/2014 0:14	10.603	29.43	2.97	0.44	12.32	1.44	16.8	18090
IW-118	15.65	375.5	22530	4/11/2014 0:29	10.605	29.43	3	0.44	12.32	1.44	16.7	18080
IW-118	15.66	375.75	22545	4/11/2014 0:44	10.606	29.43	2.97	0.44	12.32	1.46	17	18070
IW-118	15.67	376	22560	4/11/2014 0:59	10.608	29.43	3	0.44	12.32	1.45	16.9	18070
IW-118	15.68	376.25	22575	4/11/2014 1:14	10.61	29.44	2.97	0.44	12.32	1.44	16.7	18040
IW-118	15.69	376.5	22590	4/11/2014 1:29	10.613	29.44	3	0.44	12.32	1.38	16.1	18040
IW-118	15.7	376.75	22605	4/11/2014 1:44	10.615	29.44	3	0.44	12.32	1.8	20.8	18010
IW-118	15.71	377	22620	4/11/2014 1:59	10.614	29.44	2.97	0.44	12.32	1.62	18.8	18020
IW-118	15.72	377.25	22635	4/11/2014 2:14	10.618	29.44	3	0.44	12.31	1.4	16.2	18000
IW-118	15.73	377.5	22650	4/11/2014 2:29	10.622	29.45	2.97	0.44	12.31	1.32	15.3	17960
IW-118	15.74	377.75	22665	4/11/2014 2:44	10.623	29.45	3	0.44	12.31	2.15	24.9	17970
IW-118	15.75	378	22680	4/11/2014 2:59	10.626	29.45	2.97	0.44	12.31	2.05	23.8	17960
IW-118	15.76	378.25	22695	4/11/2014 3:14	10.627	29.45	2.97	0.44	12.31	1.98	23	17940
IW-118	15.77	378.5	22710	4/11/2014 3:29	10.627	29.45	2.97	0.44	12.31	1.78	20.6	17950
IW-118	15.78	378.75	22725	4/11/2014 3:44	10.628	29.45	2.97	0.44	12.31	1.65	19.2	17930
IW-118	15.79	379	22740	4/11/2014 3:59	10.628	29.45	2.97	0.44	12.31	1.57	18.2	17920
IW-118	15.8	379.25	22755	4/11/2014 4:14	10.628	29.45	3	0.44	12.31	1.47	17	17890
IW-118	15.81	379.5	22770	4/11/2014 4:29	10.628	29.45	2.97	0.44	12.31	1.4	16.2	17890
IW-118	15.82	379.75	22785	4/11/2014 4:44	10.628	29.45	2.97	0.44	12.31	1.33	15.4	17890
IW-118	15.83	380	22800	4/11/2014 4:59	10.63	29.45	2.97	0.44	12.31	1.27	14.8	17860

IW-118
TROLL 9500 Water Quality Instrument - ISCO Monitoring Data Summary
March-April 2014
Whirlpool Corporation
Fort Smith, Arkansas

Well	Time - Elapsed (Days)	Time - Elapsed (Hours)	Time - Elapsed (Minutes)	Time - Time Stamp	Level/Depth TOC (ft)	Barometric (in Hg)	Battery (volts)	ORP (V)	pH	RDO (mg/L)	RDO (%Saturation)	Conductivity (µS Actual)
IW-118	15.84	380.25	22815	4/11/2014 5:14	10.636	29.46	3	0.44	12.31	1.21	14.1	17850
IW-118	15.85	380.5	22830	4/11/2014 5:29	10.641	29.47	3	0.44	12.31	1.32	15.3	17840
IW-118	15.86	380.75	22845	4/11/2014 5:44	10.648	29.47	2.97	0.44	12.31	1.38	16	17840
IW-118	15.87	381	22860	4/11/2014 5:59	10.656	29.48	2.97	0.44	12.31	1.34	15.5	17820
IW-118	15.89	381.25	22875	4/11/2014 6:14	10.663	29.48	2.97	0.44	12.31	1.28	14.9	17810
IW-118	15.9	381.5	22890	4/11/2014 6:29	10.665	29.49	3	0.44	12.31	1.24	14.4	17810
IW-118	15.91	381.75	22905	4/11/2014 6:44	10.671	29.49	2.97	0.44	12.31	1.75	20.2	17790
IW-118	15.92	382	22920	4/11/2014 6:59	10.68	29.5	2.97	0.44	12.31	1.78	20.6	17770
IW-118	15.93	382.25	22935	4/11/2014 7:14	10.686	29.51	2.97	0.44	12.31	2.01	23.3	17770
IW-118	15.94	382.5	22950	4/11/2014 7:29	10.69	29.51	3	0.44	12.31	2.57	29.7	17760
IW-118	15.95	382.75	22965	4/11/2014 7:44	10.697	29.52	2.97	0.44	12.31	2.61	30.2	17750
IW-118	15.96	383	22980	4/11/2014 7:59	10.707	29.53	2.97	0.44	12.31	2.93	33.8	17720
IW-118	15.97	383.25	22995	4/11/2014 8:14	10.712	29.53	3	0.44	12.31	3.07	35.5	17730
IW-118	15.98	383.5	23010	4/11/2014 8:29	10.716	29.53	3	0.44	12.31	2.81	32.5	17720
IW-118	15.99	383.75	23025	4/11/2014 8:44	10.721	29.54	3	0.44	12.31	2.52	29.1	17690
IW-118	16	384	23040	4/11/2014 8:59	10.725	29.54	3	0.44	12.31	2.2	25.4	17690
IW-118	16.01	384.25	23055	4/11/2014 9:14	10.73	29.55	2.97	0.44	12.31	1.98	22.9	17670
IW-118	16.02	384.5	23070	4/11/2014 9:29	10.734	29.55	3	0.44	12.31	1.73	19.9	17650
IW-118	16.03	384.75	23085	4/11/2014 9:44	10.738	29.56	2.97	0.44	12.31	1.55	17.8	17630
IW-118	16.04	385	23100	4/11/2014 9:59	10.747	29.56	3	0.44	12.3	1.41	16.3	17620
IW-118	16.05	385.25	23115	4/11/2014 10:14	10.756	29.57	3	0.44	12.3	1.29	14.9	17630
IW-118	16.06	385.5	23130	4/11/2014 10:29	10.762	29.58	3	0.44	12.3	1.18	13.7	17620
IW-118	16.07	385.75	23145	4/11/2014 10:44	10.767	29.58	2.97	0.44	12.3	1.12	12.9	17600
IW-118	16.08	386	23160	4/11/2014 10:59	10.768	29.58	2.97	0.44	12.3	1.07	12.3	17620
IW-118	16.09	386.25	23175	4/11/2014 11:14	10.768	29.58	2.97	0.44	12.3	1.02	11.7	17500
IW-118	16.1	386.5	23190	4/11/2014 11:29	10.767	29.58	2.97	0.44	12.3	1.28	14.8	17510
IW-118	16.11	386.75	23205	4/11/2014 11:44	10.758	29.57	3	0.45	12.3	1.74	20	17520
IW-118	16.12	387	23220	4/11/2014 11:59	10.755	29.57	2.97	0.45	12.3	1.59	18.4	17510
IW-118	16.14	387.25	23235	4/11/2014 12:14	10.748	29.56	2.97	0.45	12.3	1.53	17.6	17520
IW-118	16.15	387.5	23250	4/11/2014 12:29	10.734	29.55	3	0.45	12.3	1.51	17.5	17510
IW-118	16.16	387.75	23265	4/11/2014 12:44	10.727	29.55	2.97	0.45	12.3	1.63	18.8	17500
IW-118	16.17	388	23280	4/11/2014 12:59	10.713	29.54	3	0.45	12.3	1.76	20.3	17500
IW-118	16.18	388.25	23295	4/11/2014 13:14	10.713	29.53	2.97	0.45	12.3	1.81	20.9	17450
IW-118	16.19	388.5	23310	4/11/2014 13:29	10.711	29.53	2.97	0.45	12.3	1.77	20.4	17510
IW-118	16.2	388.75	23325	4/11/2014 13:44	10.697	29.52	3	0.45	12.29	1.78	20.6	17520
IW-118	16.21	389	23340	4/11/2014 13:59	10.695	29.52	2.97	0.45	12.3	1.73	20	17480
IW-118	16.22	389.25	23355	4/11/2014 14:14	10.689	29.51	2.97	0.45	12.29	1.69	19.5	17480
IW-118	16.23	389.5	23370	4/11/2014 14:29	10.675	29.5	3	0.45	12.29	1.97	22.7	17500
IW-118	16.24	389.75	23385	4/11/2014 14:44	10.674	29.5	2.97	0.45	12.29	2.21	25.5	17450

IW-118
TROLL 9500 Water Quality Instrument - ISCO Monitoring Data Summary
March-April 2014
Whirlpool Corporation
Fort Smith, Arkansas

Well	Time - Elapsed (Days)	Time - Elapsed (Hours)	Time - Elapsed (Minutes)	Time - Time Stamp	Level/Depth TOC (ft)	Barometric (in Hg)	Battery (volts)	ORP (V)	pH	RDO (mg/L)	RDO (%Saturation)	Conductivity (µS Actual)
IW-118	16.25	390	23400	4/11/2014 14:59	10.667	29.49	2.97	0.45	12.29	2.36	27.2	17450
IW-118	16.26	390.25	23415	4/11/2014 15:14	10.656	29.48	2.97	0.45	12.3	2.14	24.7	17440
IW-118	16.27	390.5	23430	4/11/2014 15:29	10.655	29.48	2.97	0.44	12.29	2.07	23.9	17460
IW-118	16.28	390.75	23445	4/11/2014 15:44	10.643	29.47	2.97	0.44	12.29	1.99	23	17460
IW-118	16.29	391	23460	4/11/2014 15:59	10.64	29.47	3	0.44	12.29	1.89	21.8	17410
IW-118	16.3	391.25	23475	4/11/2014 16:14	10.642	29.47	2.941	0.44	12.29	1.77	20.5	17420
IW-118	16.31	391.5	23490	4/11/2014 16:29	10.642	29.47	2.97	0.44	12.29	1.66	19.2	17390
IW-118	16.32	391.75	23505	4/11/2014 16:44	10.636	29.47	2.941	0.44	12.29	1.58	18.3	17390
IW-118	16.33	392	23520	4/11/2014 16:59	10.636	29.47	2.97	0.44	12.29	1.48	17.1	17380
IW-118	16.34	392.25	23535	4/11/2014 17:14	10.635	29.47	3	0.44	12.29	2.31	26.7	17370
IW-118	16.35	392.5	23550	4/11/2014 17:29	10.638	29.47	2.97	0.44	12.29	2.96	34.2	17350
IW-118	16.36	392.75	23565	4/11/2014 17:44	10.635	29.47	2.97	0.44	12.29	2.84	32.9	17360
IW-118	16.37	393	23580	4/11/2014 17:59	10.637	29.47	2.97	0.44	12.29	2.75	31.8	17350
IW-118	16.39	393.25	23595	4/11/2014 18:14	10.64	29.47	2.97	0.44	12.29	3.19	36.8	17340
IW-118	16.4	393.5	23610	4/11/2014 18:29	10.644	29.47	3	0.44	12.29	3.43	39.6	17320
IW-118	16.41	393.75	23625	4/11/2014 18:44	10.65	29.48	2.97	0.44	12.29	3.26	37.7	17330
IW-118	16.42	394	23640	4/11/2014 18:59	10.651	29.48	2.941	0.44	12.29	3.11	35.9	17310
IW-118	16.43	394.25	23655	4/11/2014 19:14	10.652	29.48	2.97	0.44	12.29	2.91	33.6	17310
IW-118	16.44	394.5	23670	4/11/2014 19:29	10.647	29.48	2.97	0.44	12.29	2.83	32.7	17320
IW-118	16.45	394.75	23685	4/11/2014 19:44	10.647	29.48	3	0.44	12.29	2.52	29.1	17290
IW-118	16.46	395	23700	4/11/2014 19:59	10.646	29.48	2.97	0.44	12.29	2.28	26.4	17270
IW-118	16.47	395.25	23715	4/11/2014 20:14	10.651	29.48	3	0.44	12.29	2.16	24.9	17270
IW-118	16.48	395.5	23730	4/11/2014 20:29	10.65	29.48	2.97	0.44	12.29	2.18	25.1	17260
IW-118	16.49	395.75	23745	4/11/2014 20:44	10.651	29.48	3	0.44	12.29	2.16	24.9	17240
IW-118	16.5	396	23760	4/11/2014 20:59	10.658	29.49	2.97	0.44	12.29	2.14	24.7	17230
IW-118	16.51	396.25	23775	4/11/2014 21:14	10.666	29.5	3	0.44	12.29	2.1	24.2	17230
IW-118	16.52	396.5	23790	4/11/2014 21:29	10.674	29.5	2.97	0.44	12.29	2.21	25.5	17230
IW-118	16.53	396.75	23805	4/11/2014 21:44	10.677	29.51	2.941	0.44	12.29	2.34	27	17230
IW-118	16.54	397	23820	4/11/2014 21:59	10.679	29.51	3	0.44	12.29	2.38	27.5	17200
IW-118	16.55	397.25	23835	4/11/2014 22:14	10.675	29.5	2.97	0.44	12.29	2.37	27.4	17210
IW-118	16.56	397.5	23850	4/11/2014 22:29	10.667	29.5	2.97	0.44	12.29	2.35	27.1	17190
IW-118	16.57	397.75	23865	4/11/2014 22:44	10.663	29.49	3	0.44	12.29	2.38	27.4	17180
IW-118	16.58	398	23880	4/11/2014 22:59	10.657	29.49	2.941	0.44	12.29	2.35	27.1	17180
IW-118	16.59	398.25	23895	4/11/2014 23:14	10.652	29.48	3	0.44	12.29	2.4	27.7	17160
IW-118	16.6	398.5	23910	4/11/2014 23:29	10.651	29.48	3	0.44	12.29	2.4	27.7	17160
IW-118	16.61	398.75	23925	4/11/2014 23:44	10.65	29.48	2.97	0.44	12.29	2.45	28.2	17140
IW-118	16.62	399	23940	4/11/2014 23:59	10.648	29.48	2.97	0.44	12.29	2.41	27.8	17130
IW-118	16.64	399.25	23955	4/12/2014 0:14	10.647	29.48	2.97	0.44	12.29	2.3	26.6	17130
IW-118	16.65	399.5	23970	4/12/2014 0:29	10.649	29.48	3	0.44	12.29	2.12	24.5	17150

IW-118
TROLL 9500 Water Quality Instrument - ISCO Monitoring Data Summary
March-April 2014
Whirlpool Corporation
Fort Smith, Arkansas

Well	Time - Elapsed (Days)	Time - Elapsed (Hours)	Time - Elapsed (Minutes)	Time - Time Stamp	Level/Depth TOC (ft)	Barometric (in Hg)	Battery (volts)	ORP (V)	pH	RDO (mg/L)	RDO (%Saturation)	Conductivity (µS Actual)
IW-118	16.66	399.75	23985	4/12/2014 0:44	10.645	29.48	2.97	0.44	12.29	2.05	23.6	17110
IW-118	16.67	400	24000	4/12/2014 0:59	10.644	29.48	2.97	0.44	12.29	1.91	22	17110
IW-118	16.68	400.25	24015	4/12/2014 1:14	10.641	29.47	2.97	0.44	12.28	2.2	25.4	17090
IW-118	16.69	400.5	24030	4/12/2014 1:29	10.64	29.47	2.941	0.44	12.29	2.82	32.6	17080
IW-118	16.7	400.75	24045	4/12/2014 1:44	10.636	29.47	2.97	0.44	12.29	3.09	35.7	17080
IW-118	16.71	401	24060	4/12/2014 1:59	10.632	29.47	2.97	0.44	12.28	2.91	33.6	17070
IW-118	16.72	401.25	24075	4/12/2014 2:14	10.628	29.46	2.941	0.44	12.28	2.75	31.7	17060
IW-118	16.73	401.5	24090	4/12/2014 2:29	10.623	29.46	3	0.44	12.28	5.48	63.3	17060
IW-118	16.74	401.75	24105	4/12/2014 2:44	10.618	29.46	2.97	0.44	12.28	5.82	67.2	17080
IW-118	16.75	402	24120	4/12/2014 2:59	10.613	29.45	2.941	0.44	12.28	5.77	66.7	17050
IW-118	16.76	402.25	24135	4/12/2014 3:14	10.612	29.45	2.941	0.44	12.28	5.75	66.4	17050
IW-118	16.77	402.5	24150	4/12/2014 3:29	10.612	29.45	2.97	0.44	12.28	5.6	64.7	17040
IW-118	16.78	402.75	24165	4/12/2014 3:44	10.613	29.45	2.97	0.44	12.28	5.11	59	17040
IW-118	16.79	403	24180	4/12/2014 3:59	10.612	29.45	2.941	0.44	12.28	7.53	87	17040
IW-118	16.8	403.25	24195	4/12/2014 4:14	10.609	29.45	2.97	0.44	12.28	7.3	84.3	17110
IW-118	16.81	403.5	24210	4/12/2014 4:29	10.609	29.45	2.97	0.44	12.28	7.13	82.4	17130
IW-118	16.82	403.75	24225	4/12/2014 4:44	10.61	29.45	3	0.44	12.28	6.81	78.7	17080
IW-118	16.83	404	24240	4/12/2014 4:59	10.609	29.45	2.941	0.44	12.28	6.82	78.8	17070
IW-118	16.84	404.25	24255	4/12/2014 5:14	10.608	29.45	2.941	0.44	12.28	6.48	74.9	17060
IW-118	16.85	404.5	24270	4/12/2014 5:29	10.608	29.45	2.97	0.44	12.28	5.84	67.5	17040
IW-118	16.86	404.75	24285	4/12/2014 5:44	10.612	29.45	2.97	0.44	12.28	5.88	67.9	17020
IW-118	16.87	405	24300	4/12/2014 5:59	10.613	29.45	2.97	0.44	12.28	5.95	68.7	17000
IW-118	16.89	405.25	24315	4/12/2014 6:14	10.613	29.45	2.97	0.44	12.28	5.99	69.2	17000
IW-118	16.9	405.5	24330	4/12/2014 6:29	10.616	29.45	2.97	0.44	12.28	6.09	70.3	16990
IW-118	16.91	405.75	24345	4/12/2014 6:44	10.616	29.45	2.941	0.44	12.28	6.21	71.7	16980
IW-118	16.92	406	24360	4/12/2014 6:59	10.62	29.46	2.97	0.44	12.28	6.06	69.9	16940
IW-118	16.93	406.25	24375	4/12/2014 7:14	10.618	29.46	2.941	0.44	12.28	5.59	64.6	16940
IW-118	16.94	406.5	24390	4/12/2014 7:29	10.622	29.46	2.97	0.44	12.28	5.51	63.6	16920
IW-118	16.95	406.75	24405	4/12/2014 7:44	10.628	29.47	2.941	0.44	12.28	5.86	67.6	16880
IW-118	16.96	407	24420	4/12/2014 7:59	10.63	29.47	2.97	0.44	12.28	6.37	73.5	16890
IW-118	16.97	407.25	24435	4/12/2014 8:14	10.631	29.47	2.941	0.44	12.28	7.03	81.1	16870
IW-118	16.98	407.5	24450	4/12/2014 8:29	10.635	29.47	2.97	0.44	12.28	6.44	74.3	16850
IW-118	16.99	407.75	24465	4/12/2014 8:44	10.636	29.47	2.97	0.44	12.28	6.21	71.6	16840
IW-118	17	408	24480	4/12/2014 8:59	10.636	29.47	2.941	0.44	12.27	6.05	69.8	16840
IW-118	17.01	408.25	24495	4/12/2014 9:14	10.633	29.47	2.97	0.44	12.27	5.58	64.3	16810
IW-118	17.02	408.5	24510	4/12/2014 9:29	10.638	29.48	2.97	0.44	12.27	5.24	60.4	16780
IW-118	17.03	408.75	24525	4/12/2014 9:44	10.641	29.48	2.941	0.44	12.27	5.05	58.2	16780
IW-118	17.04	409	24540	4/12/2014 9:59	10.636	29.47	2.97	0.44	12.27	5.75	66.2	16790
IW-118	17.05	409.25	24555	4/12/2014 10:14	10.634	29.47	2.941	0.44	12.27	5.86	67.5	16760

IW-118
TROLL 9500 Water Quality Instrument - ISCO Monitoring Data Summary
March-April 2014
Whirlpool Corporation
Fort Smith, Arkansas

Well	Time - Elapsed (Days)	Time - Elapsed (Hours)	Time - Elapsed (Minutes)	Time - Time Stamp	Level/Depth TOC (ft)	Barometric (in Hg)	Battery (volts)	ORP (V)	pH	RDO (mg/L)	RDO (%Saturation)	Conductivity (µS Actual)
IW-118	17.06	409.5	24570	4/12/2014 10:29	10.633	29.47	2.97	0.44	12.27	5.6	64.5	16750
IW-118	17.07	409.75	24585	4/12/2014 10:44	10.629	29.47	2.941	0.44	12.27	5.24	60.5	16750
IW-118	17.08	410	24600	4/12/2014 10:59	10.631	29.47	2.941	0.44	12.27	4.87	56.2	16740
IW-118	17.09	410.25	24615	4/12/2014 11:14	10.634	29.47	2.97	0.44	12.27	4.53	52.2	16740
IW-118	17.1	410.5	24630	4/12/2014 11:29	10.631	29.47	2.941	0.44	12.27	4.26	49.1	16730
IW-118	17.11	410.75	24645	4/12/2014 11:44	10.627	29.47	2.941	0.44	12.27	2.84	32.7	16710
IW-118	17.12	411	24660	4/12/2014 11:59	10.617	29.46	2.941	0.44	12.27	1.54	17.7	16780
IW-118	17.14	411.25	24675	4/12/2014 12:14	10.603	29.45	2.97	0.44	12.27	1.06	12.3	16790
IW-118	17.15	411.5	24690	4/12/2014 12:29	10.592	29.44	2.941	0.44	12.27	0.91	10.5	16780
IW-118	17.16	411.75	24705	4/12/2014 12:44	10.583	29.43	2.941	0.44	12.26	0.9	10.4	16740
IW-118	17.17	412	24720	4/12/2014 12:59	10.577	29.42	2.941	0.44	12.26	0.88	10.2	16720
IW-118	17.18	412.25	24735	4/12/2014 13:14	10.566	29.41	2.941	0.44	12.26	0.85	9.8	16710
IW-118	17.19	412.5	24750	4/12/2014 13:29	10.555	29.4	2.941	0.44	12.26	0.82	9.5	16670
IW-118	17.2	412.75	24765	4/12/2014 13:44	10.545	29.39	2.97	0.44	12.26	0.79	9.1	16660
IW-118	17.21	413	24780	4/12/2014 13:59	10.535	29.38	2.941	0.44	12.26	0.77	8.9	16640
IW-118	17.22	413.25	24795	4/12/2014 14:14	10.525	29.37	2.941	0.44	12.26	0.75	8.6	16630
IW-118	17.23	413.5	24810	4/12/2014 14:29	10.517	29.37	2.941	0.44	12.26	0.74	8.5	16610
IW-118	17.24	413.75	24825	4/12/2014 14:44	10.509	29.36	2.97	0.44	12.26	0.72	8.4	16610
IW-118	17.25	414	24840	4/12/2014 14:59	10.499	29.35	2.941	0.44	12.26	0.73	8.4	16600
IW-118	17.26	414.25	24855	4/12/2014 15:14	10.49	29.34	2.941	0.44	12.26	0.72	8.4	16580
IW-118	17.27	414.5	24870	4/12/2014 15:29	10.485	29.34	2.941	0.44	12.26	0.71	8.2	16570
IW-118	17.28	414.75	24885	4/12/2014 15:44	10.478	29.33	2.941	0.44	12.26	0.7	8.1	16560
IW-118	17.29	415	24900	4/12/2014 15:59	10.465	29.32	2.941	0.44	12.26	0.69	8	16550
IW-118	17.3	415.25	24915	4/12/2014 16:14	10.457	29.31	2.941	0.44	12.26	0.68	7.9	16540
IW-118	17.31	415.5	24930	4/12/2014 16:29	10.441	29.3	2.941	0.44	12.26	0.67	7.8	16560
IW-118	17.32	415.75	24945	4/12/2014 16:44	10.438	29.3	2.941	0.44	12.26	0.66	7.6	16510
IW-118	17.33	416	24960	4/12/2014 16:59	10.436	29.29	2.941	0.44	12.26	0.65	7.5	16530
IW-118	17.34	416.25	24975	4/12/2014 17:14	10.432	29.29	2.941	0.44	12.26	0.64	7.4	16510
IW-118	17.35	416.5	24990	4/12/2014 17:29	10.43	29.29	2.941	0.44	12.26	0.62	7.2	16500
IW-118	17.36	416.75	25005	4/12/2014 17:44	10.429	29.29	2.941	0.44	12.26	0.7	8.1	16490
IW-118	17.37	417	25020	4/12/2014 17:59	10.429	29.29	2.97	0.44	12.26	0.75	8.7	16470
IW-118	17.39	417.25	25035	4/12/2014 18:14	10.429	29.29	2.97	0.44	12.26	0.72	8.4	16500
IW-118	17.4	417.5	25050	4/12/2014 18:29	10.43	29.29	2.941	0.44	12.26	0.69	8	16490
IW-118	17.41	417.75	25065	4/12/2014 18:44	10.432	29.29	2.97	0.44	12.26	0.67	7.8	16480
IW-118	17.42	418	25080	4/12/2014 18:59	10.437	29.3	2.941	0.44	12.26	0.71	8.2	16470
IW-118	17.43	418.25	25095	4/12/2014 19:14	10.433	29.29	2.941	0.44	12.26	0.7	8.1	16490
IW-118	17.44	418.5	25110	4/12/2014 19:29	10.432	29.29	2.97	0.44	12.26	0.72	8.3	16480
IW-118	17.45	418.75	25125	4/12/2014 19:44	10.441	29.3	2.941	0.44	12.26	0.72	8.3	16420
IW-118	17.46	419	25140	4/12/2014 19:59	10.446	29.3	2.941	0.44	12.26	0.73	8.5	16420

IW-118
TROLL 9500 Water Quality Instrument - ISCO Monitoring Data Summary
March-April 2014
Whirlpool Corporation
Fort Smith, Arkansas

Well	Time - Elapsed (Days)	Time - Elapsed (Hours)	Time - Elapsed (Minutes)	Time - Time Stamp	Level/Depth TOC (ft)	Barometric (in Hg)	Battery (volts)	ORP (V)	pH	RDO (mg/L)	RDO (%Saturation)	Conductivity (µS Actual)
IW-118	17.47	419.25	25155	4/12/2014 20:14	10.454	29.31	2.941	0.44	12.26	0.73	8.4	16420
IW-118	17.48	419.5	25170	4/12/2014 20:29	10.459	29.32	2.941	0.44	12.26	0.72	8.3	16390
IW-118	17.49	419.75	25185	4/12/2014 20:44	10.469	29.32	2.941	0.44	12.26	0.8	9.2	16380
IW-118	17.5	420	25200	4/12/2014 20:59	10.472	29.33	2.941	0.44	12.26	0.83	9.5	16380
IW-118	17.51	420.25	25215	4/12/2014 21:14	10.478	29.33	2.97	0.44	12.26	0.78	9.1	16400
IW-118	17.52	420.5	25230	4/12/2014 21:29	10.477	29.33	2.97	0.44	12.26	0.79	9.1	16410
IW-118	17.53	420.75	25245	4/12/2014 21:44	10.474	29.33	2.941	0.44	12.26	0.77	8.9	16390
IW-118	17.54	421	25260	4/12/2014 21:59	10.469	29.32	2.941	0.44	12.26	0.76	8.7	16380
IW-118	17.55	421.25	25275	4/12/2014 22:14	10.463	29.32	2.97	0.44	12.26	0.74	8.6	16380
IW-118	17.56	421.5	25290	4/12/2014 22:29	10.464	29.32	2.97	0.44	12.26	0.93	10.7	16360
IW-118	17.57	421.75	25305	4/12/2014 22:44	10.46	29.32	2.941	0.44	12.26	1	11.5	16360
IW-118	17.58	422	25320	4/12/2014 22:59	10.453	29.31	2.941	0.44	12.26	1.04	12	16340
IW-118	17.59	422.25	25335	4/12/2014 23:14	10.447	29.3	2.941	0.44	12.26	1.05	12.2	16340
IW-118	17.6	422.5	25350	4/12/2014 23:29	10.441	29.3	2.941	0.44	12.26	1.42	16.4	16310
IW-118	17.61	422.75	25365	4/12/2014 23:44	10.432	29.29	2.941	0.44	12.26	1.86	21.5	16290
IW-118	17.62	423	25380	4/12/2014 23:59	10.429	29.29	2.97	0.44	12.26	2.34	27	16280
IW-118	17.64	423.25	25395	4/13/2014 0:14	10.432	29.29	2.941	0.44	12.26	1.94	22.5	16270
IW-118	17.65	423.5	25410	4/13/2014 0:29	10.435	29.29	2.941	0.44	12.26	1.69	19.6	16270
IW-118	17.66	423.75	25425	4/13/2014 0:44	10.436	29.3	2.941	0.44	12.26	2.06	23.8	16270
IW-118	17.67	424	25440	4/13/2014 0:59	10.434	29.29	2.941	0.44	12.26	2.1	24.3	16270
IW-118	17.68	424.25	25455	4/13/2014 1:14	10.43	29.29	2.97	0.44	12.26	1.72	20	16440
IW-118	17.69	424.5	25470	4/13/2014 1:29	10.425	29.28	2.941	0.44	12.26	1.08	12.5	16420
IW-118	17.7	424.75	25485	4/13/2014 1:44	10.422	29.28	2.941	0.44	12.25	0.91	10.6	16380
IW-118	17.71	425	25500	4/13/2014 1:59	10.418	29.28	2.97	0.44	12.25	0.93	10.8	16340
IW-118	17.72	425.25	25515	4/13/2014 2:14	10.422	29.28	2.941	0.44	12.25	0.89	10.3	16290
IW-118	17.73	425.5	25530	4/13/2014 2:29	10.422	29.28	2.97	0.44	12.25	0.84	9.7	16280
IW-118	17.74	425.75	25545	4/13/2014 2:44	10.424	29.28	2.97	0.44	12.25	0.79	9.2	16270
IW-118	17.75	426	25560	4/13/2014 2:59	10.418	29.28	2.941	0.44	12.25	0.75	8.6	16270
IW-118	17.76	426.25	25575	4/13/2014 3:14	10.418	29.28	2.97	0.44	12.25	0.71	8.3	16220
IW-118	17.77	426.5	25590	4/13/2014 3:29	10.415	29.28	2.941	0.44	12.25	1.29	14.9	16190
IW-118	17.78	426.75	25605	4/13/2014 3:44	10.415	29.28	2.941	0.44	12.25	6.47	74.9	16180
IW-118	17.79	427	25620	4/13/2014 3:59	10.41	29.27	2.941	0.44	12.25	9.34	108.1	16170
IW-118	17.8	427.25	25635	4/13/2014 4:14	10.407	29.27	2.941	0.44	12.25	8.96	103.7	16160
IW-118	17.81	427.5	25650	4/13/2014 4:29	10.401	29.26	2.97	0.44	12.25	7.39	85.6	16150
IW-118	17.82	427.75	25665	4/13/2014 4:44	10.398	29.26	2.941	0.44	12.25	6.07	70.2	16140
IW-118	17.83	428	25680	4/13/2014 4:59	10.403	29.27	2.941	0.44	12.25	7.12	82.5	16120
IW-118	17.84	428.25	25695	4/13/2014 5:14	10.407	29.27	2.941	0.44	12.25	6.2	71.8	16110
IW-118	17.85	428.5	25710	4/13/2014 5:29	10.414	29.28	2.941	0.44	12.25	5.68	65.7	16110
IW-118	17.86	428.75	25725	4/13/2014 5:44	10.403	29.27	2.97	0.44	12.25	5.26	60.9	16110

IW-118
TROLL 9500 Water Quality Instrument - ISCO Monitoring Data Summary
March-April 2014
Whirlpool Corporation
Fort Smith, Arkansas

Well	Time - Elapsed (Days)	Time - Elapsed (Hours)	Time - Elapsed (Minutes)	Time - Time Stamp	Level/Depth TOC (ft)	Barometric (in Hg)	Battery (volts)	ORP (V)	pH	RDO (mg/L)	RDO (%Saturation)	Conductivity (µS Actual)
IW-118	17.87	429	25740	4/13/2014 5:59	10.4	29.26	2.941	0.44	12.25	4.85	56.1	16110
IW-118	17.89	429.25	25755	4/13/2014 6:14	10.408	29.27	2.941	0.44	12.25	4.61	53.3	16080
IW-118	17.9	429.5	25770	4/13/2014 6:29	10.403	29.27	2.941	0.44	12.25	6.39	73.9	16090
IW-118	17.91	429.75	25785	4/13/2014 6:44	10.403	29.27	2.97	0.44	12.25	6.57	76.1	16080
IW-118	17.92	430	25800	4/13/2014 6:59	10.413	29.28	2.941	0.44	12.25	6.38	73.7	16060
IW-118	17.93	430.25	25815	4/13/2014 7:14	10.416	29.28	2.97	0.44	12.25	5.8	67.1	16060
IW-118	17.94	430.5	25830	4/13/2014 7:29	10.421	29.28	2.941	0.44	12.25	5.63	65.1	16040
IW-118	17.95	430.75	25845	4/13/2014 7:44	10.424	29.28	2.941	0.44	12.25	6.78	78.4	16040
IW-118	17.96	431	25860	4/13/2014 7:59	10.427	29.29	2.97	0.44	12.25	6.49	75	16030
IW-118	17.97	431.25	25875	4/13/2014 8:14	10.432	29.29	2.97	0.44	12.25	6.32	73	16020
IW-118	17.98	431.5	25890	4/13/2014 8:29	10.443	29.3	2.941	0.44	12.25	6.4	74	16010
IW-118	17.99	431.75	25905	4/13/2014 8:44	10.439	29.3	2.97	0.44	12.25	6.23	71.9	16010
IW-118	18	432	25920	4/13/2014 8:59	10.433	29.29	2.941	0.44	12.25	5.62	65	16010
IW-118	18.01	432.25	25935	4/13/2014 9:14	10.422	29.28	2.941	0.44	12.25	5.37	62.1	15990
IW-118	18.02	432.5	25950	4/13/2014 9:29	10.438	29.3	2.941	0.44	12.25	5.14	59.3	15940
IW-118	18.03	432.75	25965	4/13/2014 9:44	10.438	29.3	2.941	0.44	12.25	4.96	57.2	15970
IW-118	18.04	433	25980	4/13/2014 9:59	10.4	29.26	2.941	0.44	12.25	4.83	55.9	15970
IW-118	18.05	433.25	25995	4/13/2014 10:14	10.408	29.27	2.97	0.44	12.25	4.69	54.2	15940
IW-118	18.06	433.5	26010	4/13/2014 10:29	10.442	29.3	2.941	0.44	12.25	4.62	53.3	15920
IW-118	18.07	433.75	26025	4/13/2014 10:44	10.463	29.32	2.941	0.44	12.25	4.34	50	15930
IW-118	18.08	434	26040	4/13/2014 10:59	10.428	29.29	2.941	0.44	12.25	4.28	49.4	16010
IW-118	18.09	434.25	26055	4/13/2014 11:14	10.399	29.26	2.941	0.44	12.24	4.36	50.4	15960
IW-118	18.1	434.5	26070	4/13/2014 11:29	10.376	29.24	2.941	0.44	12.24	3.98	46	15980
IW-118	18.11	434.75	26085	4/13/2014 11:44	10.368	29.24	2.941	0.44	12.24	4.77	55.2	15940
IW-118	18.12	435	26100	4/13/2014 11:59	10.361	29.23	2.941	0.44	12.24	5.13	59.4	15930
IW-118	18.14	435.25	26115	4/13/2014 12:14	10.373	29.24	2.97	0.44	12.24	5.24	60.6	15920
IW-118	18.15	435.5	26130	4/13/2014 12:29	10.382	29.25	2.941	0.44	12.24	7.23	83.7	15910
IW-118	18.16	435.75	26145	4/13/2014 12:44	10.395	29.26	2.941	0.44	12.24	5.19	60	15910
IW-118	18.17	436	26160	4/13/2014 12:59	10.385	29.25	2.941	0.44	12.24	4.75	54.9	15920
IW-118	18.18	436.25	26175	4/13/2014 13:14	10.381	29.25	2.97	0.44	12.24	4.68	54.1	15920
IW-118	18.19	436.5	26190	4/13/2014 13:29	10.37	29.24	2.97	0.44	12.24	4.49	52	15920
IW-118	18.2	436.75	26205	4/13/2014 13:44	10.344	29.21	2.911	0.44	12.24	4.36	50.5	15950
IW-118	18.21	437	26220	4/13/2014 13:59	10.333	29.2	2.941	0.44	12.24	4.23	49	15870
IW-118	18.22	437.25	26235	4/13/2014 14:14	10.338	29.21	2.941	0.44	12.24	4.06	47	15840
IW-118	18.23	437.5	26250	4/13/2014 14:29	10.35	29.22	2.941	0.44	12.24	3.94	45.6	15850
IW-118	18.24	437.75	26265	4/13/2014 14:44	10.337	29.21	2.941	0.44	12.24	4.29	49.7	15900
IW-118	18.25	438	26280	4/13/2014 14:59	10.305	29.18	2.97	0.44	12.24	4.71	54.6	15920
IW-118	18.26	438.25	26295	4/13/2014 15:14	10.25	29.13	2.941	0.44	12.24	4.48	52.1	15930
IW-118	18.27	438.5	26310	4/13/2014 15:29	10.255	29.13	2.941	0.44	12.24	4.28	49.7	15820

IW-118
TROLL 9500 Water Quality Instrument - ISCO Monitoring Data Summary
March-April 2014
Whirlpool Corporation
Fort Smith, Arkansas

Well	Time - Elapsed (Days)	Time - Elapsed (Hours)	Time - Elapsed (Minutes)	Time - Time Stamp	Level/Depth TOC (ft)	Barometric (in Hg)	Battery (volts)	ORP (V)	pH	RDO (mg/L)	RDO (%Saturation)	Conductivity (µS Actual)
IW-118	18.28	438.75	26325	4/13/2014 15:44	10.212	29.09	2.941	0.44	12.24	4.15	48.2	15870
IW-118	18.29	439	26340	4/13/2014 15:59	10.229	29.11	2.941	0.44	12.24	4.27	49.6	15790
IW-118	18.3	439.25	26355	4/13/2014 16:14	10.251	29.13	2.941	0.44	12.24	3.94	45.7	15790
IW-118	18.31	439.5	26370	4/13/2014 16:29	10.241	29.12	2.911	0.44	12.24	3.86	44.9	15800
IW-118	18.32	439.75	26385	4/13/2014 16:44	10.234	29.11	2.97	0.44	12.24	3.88	45.1	15790
IW-118	18.33	440	26400	4/13/2014 16:59	10.218	29.1	2.911	0.44	12.24	3.98	46.3	15810
IW-118	18.34	440.25	26415	4/13/2014 17:14	10.214	29.1	2.97	0.44	12.24	3.7	43	15780
IW-118	18.35	440.5	26430	4/13/2014 17:29	10.206	29.09	2.941	0.44	12.24	3.53	41.1	15800
IW-118	18.36	440.75	26445	4/13/2014 17:44	10.206	29.09	2.941	0.44	12.24	3.53	41	15800
IW-118	18.37	441	26460	4/13/2014 17:59	10.209	29.09	2.97	0.44	12.24	3.32	38.6	15770
IW-118	18.39	441.25	26475	4/13/2014 18:14	10.213	29.1	2.97	0.44	12.24	3.23	37.5	15780
IW-118	18.4	441.5	26490	4/13/2014 18:29	10.218	29.1	2.941	0.44	12.24	3.73	43.4	15750
IW-118	18.41	441.75	26505	4/13/2014 18:44	10.216	29.1	2.941	0.44	12.24	4.23	49.1	15750
IW-118	18.42	442	26520	4/13/2014 18:59	10.226	29.11	2.941	0.44	12.24	4.35	50.5	15720
IW-118	18.43	442.25	26535	4/13/2014 19:14	10.227	29.11	2.941	0.44	12.24	4.15	48.2	15740
IW-118	18.44	442.5	26550	4/13/2014 19:29	10.218	29.1	2.911	0.44	12.24	3.89	45.2	15760
IW-118	18.45	442.75	26565	4/13/2014 19:44	10.206	29.09	2.911	0.44	12.24	3.68	42.8	15750
IW-118	18.46	443	26580	4/13/2014 19:59	10.211	29.09	2.911	0.44	12.23	3.52	40.9	15700
IW-118	18.47	443.25	26595	4/13/2014 20:14	10.24	29.12	2.941	0.44	12.23	3.26	37.8	15650
IW-118	18.48	443.5	26610	4/13/2014 20:29	10.356	29.23	2.911	0.44	12.24	3.05	35.3	15550
IW-118	18.49	443.75	26625	4/13/2014 20:44	10.366	29.23	2.941	0.44	12.24	2.78	32.1	15680
IW-118	18.5	444	26640	4/13/2014 20:59	10.362	29.23	2.911	0.44	12.23	2.66	30.7	15700
IW-118	18.51	444.25	26655	4/13/2014 21:14	10.376	29.24	2.941	0.44	12.23	3.2	37	15670
IW-118	18.52	444.5	26670	4/13/2014 21:29	10.369	29.24	2.911	0.44	12.23	3.11	35.9	15650
IW-118	18.53	444.75	26685	4/13/2014 21:44	10.358	29.23	2.97	0.44	12.23	3.06	35.4	15610
IW-118	18.54	445	26700	4/13/2014 21:59	10.365	29.23	2.941	0.44	12.23	2.92	33.8	15580
IW-118	18.55	445.25	26715	4/13/2014 22:14	10.393	29.26	2.911	0.44	12.23	2.77	31.9	15580
IW-118	18.56	445.5	26730	4/13/2014 22:29	10.416	29.28	2.941	0.44	12.23	2.75	31.7	15580
IW-118	18.57	445.75	26745	4/13/2014 22:44	10.425	29.29	2.911	0.44	12.23	2.69	31	15570
IW-118	18.58	446	26760	4/13/2014 22:59	10.423	29.29	2.941	0.44	12.23	2.61	30.1	15570
IW-118	18.59	446.25	26775	4/13/2014 23:14	10.436	29.3	2.941	0.44	12.23	2.53	29.2	15530
IW-118	18.6	446.5	26790	4/13/2014 23:29	10.439	29.3	2.911	0.44	12.23	2.57	29.6	15550
IW-118	18.61	446.75	26805	4/13/2014 23:44	10.446	29.31	2.941	0.44	12.23	2.48	28.6	15530
IW-118	18.62	447	26820	4/13/2014 23:59	10.457	29.32	2.911	0.44	12.23	2.54	29.3	15500
IW-118	18.64	447.25	26835	4/14/2014 0:14	10.465	29.32	2.97	0.44	12.23	2.5	28.8	15500
IW-118	18.65	447.5	26850	4/14/2014 0:29	10.477	29.33	2.941	0.44	12.23	2.38	27.3	15480
IW-118	18.66	447.75	26865	4/14/2014 0:44	10.493	29.35	2.911	0.44	12.23	2.31	26.5	15480
IW-118	18.67	448	26880	4/14/2014 0:59	10.509	29.36	2.911	0.44	12.23	2.25	25.8	15470
IW-118	18.68	448.25	26895	4/14/2014 1:14	10.526	29.38	2.941	0.44	12.23	1.99	22.9	15460

IW-118
TROLL 9500 Water Quality Instrument - ISCO Monitoring Data Summary
March-April 2014
Whirlpool Corporation
Fort Smith, Arkansas

Well	Time - Elapsed (Days)	Time - Elapsed (Hours)	Time - Elapsed (Minutes)	Time - Time Stamp	Level/Depth TOC (ft)	Barometric (in Hg)	Battery (volts)	ORP (V)	pH	RDO (mg/L)	RDO (%Saturation)	Conductivity (µS Actual)
IW-118	18.69	448.5	26910	4/14/2014 1:29	10.54	29.39	2.941	0.44	12.23	2.08	23.9	15460
IW-118	18.7	448.75	26925	4/14/2014 1:44	10.553	29.4	2.911	0.44	12.23	1.98	22.8	15430
IW-118	18.71	449	26940	4/14/2014 1:59	10.569	29.42	2.941	0.44	12.23	1.94	22.3	15420
IW-118	18.72	449.25	26955	4/14/2014 2:14	10.573	29.42	2.911	0.44	12.23	1.91	21.9	15450
IW-118	18.73	449.5	26970	4/14/2014 2:29	10.578	29.42	2.941	0.44	12.23	1.84	21.1	15440
IW-118	18.74	449.75	26985	4/14/2014 2:44	10.586	29.43	2.941	0.44	12.23	1.8	20.6	15420
IW-118	18.75	450	27000	4/14/2014 2:59	10.597	29.44	2.911	0.44	12.23	1.78	20.4	15400
IW-118	18.76	450.25	27015	4/14/2014 3:14	10.607	29.45	2.911	0.44	12.23	1.75	20.1	15390
IW-118	18.77	450.5	27030	4/14/2014 3:29	10.618	29.46	2.941	0.44	12.23	1.74	19.9	15390
IW-118	18.78	450.75	27045	4/14/2014 3:44	10.627	29.47	2.941	0.44	12.23	1.7	19.5	15370
IW-118	18.79	451	27060	4/14/2014 3:59	10.636	29.48	2.941	0.44	12.23	1.68	19.2	15350
IW-118	18.8	451.25	27075	4/14/2014 4:14	10.644	29.49	2.941	0.44	12.23	1.67	19.1	15370
IW-118	18.81	451.5	27090	4/14/2014 4:29	10.655	29.5	2.911	0.44	12.23	1.67	19.1	15370
IW-118	18.82	451.75	27105	4/14/2014 4:44	10.663	29.51	2.941	0.44	12.22	1.66	19	15360
IW-118	18.83	452	27120	4/14/2014 4:59	10.676	29.52	2.911	0.44	12.22	1.65	18.9	15340
IW-118	18.84	452.25	27135	4/14/2014 5:14	10.673	29.51	2.941	0.44	12.22	1.63	18.6	15360
IW-118	18.85	452.5	27150	4/14/2014 5:29	10.673	29.51	2.911	0.44	12.22	1.61	18.4	15340
IW-118	18.86	452.75	27165	4/14/2014 5:44	10.674	29.52	2.911	0.44	12.22	1.62	18.5	15310
IW-118	18.87	453	27180	4/14/2014 5:59	10.68	29.52	2.941	0.44	12.22	1.6	18.2	15300
IW-118	18.89	453.25	27195	4/14/2014 6:14	10.686	29.53	2.941	0.44	12.22	1.55	17.7	15290
IW-118	18.9	453.5	27210	4/14/2014 6:29	10.693	29.53	2.941	0.44	12.22	1.53	17.5	15280
IW-118	18.91	453.75	27225	4/14/2014 6:44	10.702	29.54	2.911	0.44	12.22	1.51	17.3	15280
IW-118	18.92	454	27240	4/14/2014 6:59	10.71	29.55	2.941	0.44	12.22	1.49	17	15270
IW-118	18.93	454.25	27255	4/14/2014 7:14	10.72	29.56	2.941	0.44	12.22	1.46	16.7	15260
IW-118	18.94	454.5	27270	4/14/2014 7:29	10.724	29.56	2.941	0.44	12.22	1.45	16.5	15260
IW-118	18.95	454.75	27285	4/14/2014 7:44	10.732	29.57	2.941	0.44	12.22	1.43	16.2	15210
IW-118	18.96	455	27300	4/14/2014 7:59	10.741	29.58	2.911	0.44	12.22	1.36	15.5	15210
IW-118	18.97	455.25	27315	4/14/2014 8:14	10.748	29.59	2.911	0.44	12.22	1.33	15.2	15200
IW-118	18.98	455.5	27330	4/14/2014 8:29	10.756	29.59	2.941	0.44	12.22	1.3	14.8	15190
IW-118	18.99	455.75	27345	4/14/2014 8:44	10.65	29.5	2.941	0.44	12.22	1.34	15.4	15220
IW-118	19	456	27360	4/14/2014 8:59	10.653	29.5	2.911	0.44	12.22	1.31	14.9	15030
IW-118	19.01	456.25	27375	4/14/2014 9:14	10.657	29.5	2.941	0.44	12.21	1.24	14.2	15060
IW-118	19.02	456.5	27390	4/14/2014 9:29	10.663	29.51	2.941	0.44	12.22	1.23	14	15100
IW-118	19.03	456.75	27405	4/14/2014 9:44	10.682	29.52	2.911	0.44	12.22	1.28	14.7	15540
IW-118	19.04	457	27420	4/14/2014 9:59	10.677	29.52	2.911	0.45	12.22	1.47	17.1	18670
IW-118	19.05	457.25	27435	4/14/2014 10:14	10.694	29.52	2.911	0.44	12.22	1.38	15.9	17120
IW-118	19.06	457.5	27450	4/14/2014 10:29	10.68	29.52	2.941	0.43	12.22	1.47	16.8	16000
IW-118	19.07	457.75	27465	4/14/2014 10:44	10.688	29.53	2.941	0.43	12.21	1.52	17.1	12680
IW-118	19.08	458	27480	4/14/2014 10:59	10.698	29.54	2.941	0.43	12.2	1.3	14.6	11280

IW-118
TROLL 9500 Water Quality Instrument - ISCO Monitoring Data Summary
March-April 2014
Whirlpool Corporation
Fort Smith, Arkansas

Well	Time - Elapsed (Days)	Time - Elapsed (Hours)	Time - Elapsed (Minutes)	Time - Time Stamp	Level/Depth TOC (ft)	Barometric (in Hg)	Battery (volts)	ORP (V)	pH	RDO (mg/L)	RDO (%Saturation)	Conductivity (µS Actual)
IW-118	19.09	458.25	27495	4/14/2014 11:14	10.705	29.55	2.911	0.43	12.2	1.28	14.3	11150
IW-118	19.1	458.5	27510	4/14/2014 11:29	10.702	29.55	2.941	0.43	12.2	1.23	13.8	11380
IW-118	19.11	458.75	27525	4/14/2014 11:44	10.694	29.54	2.941	0.43	12.21	1.21	13.6	11850
IW-118	19.12	459	27540	4/14/2014 11:59	10.696	29.54	2.911	0.43	12.2	1.66	18.7	12190
IW-118	19.14	459.25	27555	4/14/2014 12:14	10.703	29.54	2.911	0.43	12.2	1.6	18	12530
IW-118	19.15	459.5	27570	4/14/2014 12:29	10.712	29.55	2.911	0.43	12.21	1.49	16.8	12830
IW-118	19.16	459.75	27585	4/14/2014 12:44	10.722	29.56	2.911	0.44	12.2	1.36	15.4	13310
IW-118	19.17	460	27600	4/14/2014 12:59	10.731	29.57	2.941	0.44	12.2	1.28	14.5	13610
IW-118	19.18	460.25	27615	4/14/2014 13:14	10.738	29.58	2.911	0.44	12.2	1.22	13.8	14040
IW-118	19.19	460.5	27630	4/14/2014 13:29	10.752	29.59	2.941	0.44	12.2	1.14	13	14210
IW-118	19.2	460.75	27645	4/14/2014 13:44	10.755	29.6	2.911	0.44	12.2	1.14	12.9	14600
IW-118	19.21	461	27660	4/14/2014 13:59	10.759	29.6	2.911	0.44	12.2	1.11	12.6	14760
IW-118	19.22	461.25	27675	4/14/2014 14:14	10.764	29.6	2.911	0.44	12.2	1.08	12.3	14870
IW-118	19.23	461.5	27690	4/14/2014 14:29	10.763	29.6	2.911	0.44	12.2	1.08	12.3	14980
IW-118	19.24	461.75	27705	4/14/2014 14:44	10.769	29.61	2.911	0.44	12.2	1.06	12.1	14840
IW-118	19.25	462	27720	4/14/2014 14:59	10.771	29.61	2.911	0.44	12.2	1.04	11.9	14910
IW-118	19.26	462.25	27735	4/14/2014 15:14	10.775	29.61	2.911	0.44	12.2	1.05	12	14990
IW-118	19.27	462.5	27750	4/14/2014 15:29	10.778	29.62	2.911	0.44	12.2	1.09	12.4	15200





APPENDIX D
Second Oxidant Injection Summary Report
Whirlpool Corporation
Fort Smith, Arkansas

Prepared for:
Whirlpool Corporation

Prepared by:
ENVIRON International Corporation

Date:
August 15, 2014

Project Number:
34-34399A

ENVIRON

Contents

		Page
1	**Introduction**	**1**
2	**Monitoring Well Installation**	**2**
2.1	Well Installation	2
2.2	Well Development	2
3	**Injection Activities**	**3**
3.1	Mobilization and Reagent Preparation	3
3.2	Reagent Injection	3
4	**Monitoring**	**4**
4.1	Baseline	4
4.2	Injection	4
4.3	Post Injection Monitoring	4
5	**Results**	**5**
5.1	Potentiometric Surface	5
5.2	Field Water Quality Parameters	5
5.3	Persulfate Concentrations	5
5.4	VOC Concentrations	5
6	**Summary**	**6**

List of Tables

Table 1:	BASP Injection Log
Table 2:	MASP Injection Log
Table 3:	Summary of ISCO Monitoring Well Analytical Results – May 2014
Table 4:	Summary of Water Quality Parameters and Persulfate Concentrations – Supplemental Neck Area/ Injection Array 1
Table 5:	Summary of Water Quality Parameters and Persulfate Concentrations – Area 2 and Area 3/ Injection Array 2
Table 6:	Summary of Water Quality Parameters and Persulfate Concentrations – Area 1/ MW-25

List of Figures

Figure 1:	Site Location
Figure 2:	Second 2014 Injection Event Locations

List of Appendices

Appendix A:	Monitoring Well Boring Logs and Construction Diagrams
Appendix B:	Reagent Material Safety Data Sheets
Appendix C:	Laboratory Analytical Reports

1 Introduction

The second injection event of the in-situ chemical oxidation component of the final remedy defined by the Remedial Action Decision Document (RADD) dated December 27, 2013 was completed during the weeks of May 27 and June 4, 2014. During this event base activated sodium persulfate (BASP) and Modified Fenton's reagent (hydrogen peroxide and chelated iron) activated sodium persulfate (MASP), were introduced into the contaminated shallow water bearing zone associated with the Whirlpool Corporation facility located in Fort Smith, Arkansas in four areas; Area 1, Area 2, Area 3 and the supplemental neck area located between Area1 and Areas 2 and 3 to the north (the combined injection areas are referred to as the "Site" in this report). The BASP and MASP process generates sulfate radicals, hydroxyl radicals and superoxide radicals that promote enhanced desorption and degradation of the constituents of concern (COCs) at the site, primarily trichloroethene (TCE) and its degradation products. The end products of the reaction are carbon dioxide, sulfate, oxygen and water.

The Arkansas Department of Environmental Quality (ADEQ) reviewed the *Inventory Requirements for "Authorized By Rule" Class V Wells, Whirlpool Corporation, Fort Smith, Arkansas,* prepared by ENVIRON International Corporation dated May12, 2014 and additional information provided on May 16 and 22, 2014 and, as summarized in a letter dated May 30, 2014, determined that the described injection activities would be "authorized by rule" as described in 40 CFR 144.84. In-Situ Oxidative Technologies, Inc., (ISOTEC) of Lawrenceville, New Jersey provided materials, equipment and personnel needed to introduce the reagents into the subsurface at the selected locations and assisted ENVIRON personnel monitoring the progress of the injection event. This report summarizes the activities performed during the injection event and the data collected prior to, during and after oxidant injection.

2 Monitoring Well Installation

2.1 Well Installation

Installation of additional monitoring wells was completed on May 21 and 22, 2014. The monitoring wells were installed in and adjacent to the four injection areas included in the second 2014 injection event as shown on Figure 2. The drilling and installation of injection wells was conducted by Able Environmental Drilling of Yukon, Oklahoma; a licensed Arkansas Well Contractor. The boring for each well was completed using hollow stem auger drilling techniques and soil samples were logged by an ENVIRON geologist.

The monitoring wells were installed to similar total depths targeting the gravelly portion of the Basal Transmissive Zone. Injection wells were installed to an approximate total depth ranging from 25 to 30 feet below ground surface (bgs). Each monitoring well was constructed with a 5-foot length of 2-inch diameter, 0.01-inch slot PVC screen and 2-inch diameter, solid flush threaded schedule 40 PVC riser pipe to the surface. A 20/40 grade sand pack was installed in the well annulus around the PVC screen to approximately 2 feet above the top of the screen followed by 2 feet of annular seal consisting of hydrated bentonite chips above the top of the sand pack. The remainder of the annular space was pressure grouted with a bentonite/cement grout installed with a tremie pipe from the bottom of the open well annulus to the surface. All monitoring wells were completed at the surface with a traffic-rated, flush-mount protective cover installed within a concrete apron. Soil boring and well construction logs for each well are provided in Appendix A.

All drill tooling was decontaminated between borings using high pressure municipal water and/or with municipal water and a low phosphate detergent wash followed by a municipal water rinse. Decontamination water was collected and containerized in labeled 350-gallon plastic totes and/or 55-gallon steel drums and staged on the site for future disposal. Cuttings generated during drilling were containerized in labeled 20 yard roll off boxed labeled steel drums and staged at central locations on the facility for future disposal. The lithology encountered at each well was generally consistent with that encountered in prior nearby borings.

2.2 Well Development

Following installation, the new monitoring wells were surged and purged to remove fine material that may be in the sand pack and well screen. Approximately five measured casing volumes of water were purged from each well during development. All development water generated was containerized in labeled totes for future disposal. Each of the injection wells will be surveyed by a licensed Arkansas surveyor to determine the coordinates of the well casing and the elevation of the top of casing and ground surface.

3 Injection Activities

3.1 Mobilization and Reagent Preparation

Equipment transported to the site included an ISOTEC trailer housing miscellaneous equipment such as hoses, pumps, drums, tanks, mixers, generator, compressor, etc. Materials transported to the site included sodium persulfate, sodium hydroxide solution, hydrogen peroxide solution, and proprietary catalysts and stabilizers. Water used during the injection event was obtained from an active water line within the Whirlpool Boiler Building. The ISOTEC box truck was utilized as a mobile chemical staging/preparation area. All liquid chemicals were staged within secondary containment units. Reagents were mixed together in small 55-gallon HDPE drums or approximately 250-gallon poly totes immediately prior to injection. Material safety data sheets for the reagents are provided in Appendix B. As a precautionary safety measure, a fire extinguisher and emergency eye-wash station were staged close to the chemical preparation area.

3.2 Reagent Injection

The BASP and MASP solution was delivered into the subsurface using pneumatic diaphragm pump. During injection the instantaneous flow rate and pressure at the wellhead was monitored and recorded at routine intervals. The following is a generalized summary of the injection activities by area.

- **Supplemental Neck Area (Injection Array 1)**. Injected a total of 8,200 gallons of BASP solution into 11 existing permanent injection wells and 20 additional temporary direct push injection points (Table 1).
- **Area 2 and Area 3 (Injection Array 2).** Injected a total of 14,000 gallons of BASP injected into 10 existing permanent injection wells and 40 additional temporary direct push injection points (Table 1).
- **Area 1 (vicinity of MW-25).** Injected a total of 3,000 gallons of MASP solution into 10 temporary direct push injection points (Table 2).

4 Monitoring

4.1 Baseline

Baseline monitoring was conducted at newly installed monitoring wells (MW-81 through MW-86) and monitoring wells not included in the current quarterly groundwater monitoring program (MW-23, MW-24, IW-78 and IW-79) the weeks of May 18 and 25, 2014. The depth to water was recorded and low flow sampling methodology was used to monitor and collect temperature, conductivity, dissolved oxygen (DO), pH and oxidation-reduction potential (ORP) readings. Following stabilization groundwater samples were collected from each injection well and submitted to Pace Analytical Services, Inc. for volatile organic compound (VOC) analysis by EPA Method 8260.

4.2 Injection

As indicated above, flow rate, volume, and injection pressure at the injection point well head were monitored and recorded during oxidant solution injection. During injection, data was collected periodically from wells in each area and certain wells adjacent to the injection areas including water levels, temperature, conductivity, DO, pH, ORP and sodium persulfate using CHEMetrics' persulfate field test kit that employ the ferric thiocyanate method. Sodium persulfate test were performed only after elevated pH or conductivity readings were observed that indicate the presence of BASP in the samples. Grab groundwater samples for field water quality parameters and sodium persulfate concentrations were collected using disposable bailers or peristaltic pump.

4.3 Post Injection Monitoring

Post injection monitoring for field parameters and sodium persulfate concentrations was conducted on June 6, 2014 (two days following end of injection event) and June 11, 2014 (six days following end of the injection event).

5 Results

Laboratory analytical results are summarized in Table 3 (May 2014) and laboratory analytical reports are found in Appendix C. Field measured parameters are summarized in Table 4 (Supplemental Neck Area/ Injection Array 1), Table 5 (Area 2 and Area 3/ Injection Array 2) and Table 6 (Area 1/ MW-25).

5.1 Potentiometric Surface

During injection in the Supplemental Neck Area (Injection Array 1) and Area 2 and Area 3 (Injection Array 2), only limited increases (typically <1 foot) in potentiometric levels were observed in the majority of monitoring points during injection. In Area 1, potentiometric levels increased notably in MW-25, MW-85 and MW-86 during injection primarily due to the higher injection pressures associated with the use of MASP which reacts more quickly than persulfate and generates some gases in the subsurface. The potentiometric levels typically returned to static levels within 24 hours or less.

5.2 Field Water Quality Parameters

Increases in conductivity, pH, DO and ORP are influenced by the injection of BASP and MASP solution into the subsurface. Notable increases (approximately 30% to 50% greater than baseline) in these parameters were measured at each of the wells located within each injection area. Elevated conductivity and pH were most closely correlated with measurable levels of sodium persulfate in BASP injection areas, and in MASP injection areas.

5.3 Persulfate Concentrations

Persulfate concentrations greater than 1% of the concentration of persulfate in the BASP solution placed in the injection point (approximately 1,200 mg/L) were measured in each of the wells located within each injection area. In addition, persulfate was also measured above 1,200 mg/L, at wells adjacent to the injection areas including MW-24 and MW-83 in the supplemental neck area, MW-83 and MW-84 in Area 2 and Area 3, and MW-85 in Area 1.

5.4 VOC Concentrations

The summary of the baseline sampling VOC results are summarized in Table 3. The TCE concentration of 533 mg/L at MW-86 located in Area 1 approximately 30 feet east of MW-25 is the highest TCE concentration measured in groundwater at the Site to date. The prior highest concentration was 270 mg/L measured in MW-25 in November 2010. MW-86 is located near the centerline of the former linear drainage feature between MW-25 and ITMW-19 where the highest concentrations of TCE in groundwater have historically been measured. The elevated TCE concentration at MW-86 did not result in the detection or observation of free product in this well. Attempts to measure or observe the presence of free product was attempted via interface probe and removal of water from the base of the well using weighted bailer and tubing.

The baseline TCE concentrations will be compared to future TCE sampling results to evaluate reduction in TCE concentrations.

6 Summary

The second 2014 oxidant reagent (BASP and MASP) injection event occurred at the Whirlpool facility in Fort Smith, Arkansas during the weeks of May 27 and June 4, 2014. During this event 22,200 gallons of BASP and 3,000 gallons of MASP was injected into 21 existing injection wells and 40 temporary direct push injection points located in Area 1, Area 2, Area 3 and the supplemental neck area. Monitoring of water levels, field water quality parameters, and persulfate concentrations during and following injection indicate that the influence of the oxidant was measured in wells located in the injection areas and up to 35 feet from the injection areas (MW-24).

Additional monitoring of the ISCO treatment process was performed during the week of July 8 and is scheduled to occur during the week of September 8. The results of monitoring of the second 2013 oxidant reagent injection event will be presented in the 3rd Quarter 2014 Progress Report.

Tables

TABLE 1
BASP INJECTION LOG
Second 2014 Injection Event (May/June)
Whirlpool Facility
Fort Smith, Arkansas

Injection Point ID	Screen Depth Interval (feet)	Injection Date	Start Time	Stop Time	BASP Injection Time (mins)	BASP Volume (gal)	Average BASP Flow Rate (gal/min)	Well Head Pressure (psi)
IP-01	23'-28'	5/28/2014	13:43	17:43	207	300	1.45	20-24, 20, 22-26
IP-02	23'-28'		13:43	17:49	160	300	1.88	26, 16, 14
IP-03	23'-28'		13:43	17:20	217	300	1.38	5-10, 16, 14
IW-111	24'-29'		13:43	16:31	172	200	1.16	19, 18, 16
IP-04	23'-28'	5/29/2014	9:03	12:11	188	300	1.6	20, 18, 18
IP-05	23'-28'		8:43	10:53	130	300	2.31	15, 8-12, 0-5
IP-06	23'-28'		11:11	14:10	179	300	1.68	24, 23
IP-07	23'-28'		9:13	13:02	229	300	1.31	20, 20-28, 18-24, 20-24
IP-08	23'-28'		13:10	16:14	184	300	1.63	26-32, 20-28
IP-09	23'-28'		14:20	17:42	202	300	1.49	20, 18, 18
IP-10	23'-28'		12:49	15:14	145	300	2.07	10
IW-103	21'-26'		15:21	16:54	93	200	2.15	14
IW-107	23'-28'		16:06	17:31	85	100	1.18	22, 20
IW-108	24'-29'		8:47	11:55	188	200	1.06	20, 30, 30
IW-112	23'-28'		12:20	15:51	211	200	0.95	12, 22, 27
IP-11	23'-28'	5/30/2014	9:14	11:23	129	300	2.33	26, 24-28, 22-26
IP-12	23'-28'		9:17	11:26	129	300	2.33	15, 18, 18-24
IP-13	23'-28'		9:24	11:06	102	300	2.94	25, 24, 27
IP-14	23'-28'		11:32	13:22	110	300	2.73	28, 28
IP-15	23'-28'		11:41	13:26	105	300	2.86	18, 18
IP-16	23'-28'		15:04	17:07	123	300	2.44	18, 16
IP-17	23'-28'		11:09	13:32	143	300	2.1	14, 12
IP-18	23'-28'		14:50	16:40	110	300	2.73	16
IP-19	23'-28'		13:40	15:35	115	300	2.61	16
IP-20	23'-28'		14:05	17:21	196	300	1.53	22
IW-102	23'-28'		15:30	17:40	130	200	1.54	14, 17
IW-104	24'-29'		14:25	16:14	109	200	1.83	8, 12
IW-105	23'-28'		12:53	14:55	122	200	1.64	14
IW-106	23'-28'		10:55	12:41	106	200	1.89	3, 5
IW-107	23'-28'		9:14	10:49	95	100	1.05	18, 19, 23
IW-109	23'-28'		12:18	14:07	109	200	1.83	16, 18
IW-110	23'-28'		9:17	12:10	173	200	1.16	26, 27, 33, 28
Parking Lot/ Injection Array 1 Total					**4696**	**8200**	**1.75**	

TABLE 1
BASP INJECTION LOG
Second 2014 Injection Event (May/June)
Whirlpool Facility
Fort Smith, Arkansas

Injection Point ID	Screen Depth Interval (feet)	Injection Date	Start Time	Stop Time	BASP Injection Time (mins)	BASP Volume (gal)	Average BASP Flow Rate (gal/min)	Well Head Pressure (psi)
IP-21	20'-25'		12:54	16:58	244	300	1.23	20, 18, 18
IP-22	20'-25'		12:30	14:40	130	300	2.31	16, 16-20,
IP-23	20'-25'		12:48	14:44	116	300	2.59	10, 12-20, 16-20
IP-24	20'-25'		12:27	15:07	160	300	1.88	16, 16, 16
IP-25	20'-25'	5/31/2014	12:21	15:28	187	300	1.6	6, 8, 6
IP-26	20'-25'		15:25	16:57	92	300	3.26	16, 16
IP-27	20'-25'		14:57	16:51	114	300	2.63	18, 20
IP-28	20'-25'		15:38	17:43	125	300	2.4	16, 18-20
IP-29	20'-25'		16:00	17:56	116	300	2.59	14
IP-30	20'-25'		10:55	12:39	104	300	2.88	16
IP-31	20'-25'		10:58	12:42	104	300	2.88	14-18
IP-32	20'-25'		10:55	12:32	97	200	2.06	16
IP-32	20'-25'		14:39	15:58	79	100	1.27	27
IP-33	20'-25'		12:48	14:56	128	300	2.34	30
IP-34	20'-25'		11:10	13:18	128	300	2.34	24
IP-35	20'-25'		11:15	14:19	184	300	1.63	12
IP-36	20'-25'	6/01/2014	15:50	16:42	52	100	1.92	14
IP-37	20'-25'		13:30	17:05	215	300	1.4	19
IP-38	20'-25'		13:43	16:00	147	300	2.04	14
IP-39	20'-25'		14:01	16:33	152	300	1.97	11
IP-40	20'-25'		15:32	17:45	133	300	2.26	28
IP-42	20'-25'		16:46	18:02	76	200	2.63	22
IW-121	20'-25'		16:06	17:52	106	200	1.89	3
IP-36	20'-25'		10:05	11:55	110	200	1.82	6-10, 6-10
IP-41	20'-25'		10:05	13:26	201	300	1.49	22, 20
IP-42	20'-25'		10:05	10:43	38	100	2.63	8
IP-43	20'-25'		11:40	14:17	157	300	1.91	3
IP-44	20'-25'		10:52	13:41	169	300	1.78	20-22, 15
IP-45	20'-25'		13:10	16:37	207	300	1.45	12
IP-47	20'-25'		14:35	16:45	130	300	2.31	3
IP-48	20'-25'	6/02/2014	15:11	17:31	140	300	2.14	12-20,
IW-114	20'-25'		12:00	13:25	85	200	2.35	2
IW-117	19'-24'		10:05	11:37	92	200	2.17	12, 14
IW-119	19'-24'		11:10	12:29	79	200	2.53	0, 0
IW-120	19'-24'		14:00	15:18	78	200	2.56	5
IW-122	20'-25'		14:00	15:10	70	200	2.86	3
IW-123	20'-25'		10:05	11:02	57	200	3.51	4
IW-124	20'-25'		14:05	15:37	92	200	2.17	2
IP-46	20'-25'		11:00	12:56	116	300	2.59	10-14,
IP-49	20'-25'		11:00	13:46	166	300	1.81	16
IP-50	20'-25'		12:59	14:55	116	300	2.59	16
IP-51	20'-25'		10:55	12:50	115	300	2.61	22
IP-52	20'-25'		11:05	14:01	176	300	1.7	15
IP-53	20'-25'		11:00	13:18	138	300	2.17	12
IP-54	20'-25'		13:28	15:46	138	300	2.17	0-2,
IP-55	20'-25'	6/03/2014	15:04	17:18	134	300	2.24	10-14,
IP-56	20'-25'		13:48	16:59	191	300	1.57	10-14,
IP-57	20'-25'		13:57	17:04	187	300	1.60	6
IP-58	20'-25'		14:00	16:21	141	300	2.13	0-2,
IP-59	20'-25'		9:37	11:48	131	300	2.29	16
IP-60	20'-25'		9:37	11:38	121	300	2.48	22
IW-113	20'-25'		9:29	10:43	74	200	2.7	3
IW-116	19'-24'		10:26	11:47	81	200	2.47	2
Area 2 and Area 3/ Injection Array 2 Total					**6719**	**14000**	**2.08**	
Event Total					**11415**	**22200**	**1.94**	

Notes:
PSI = pounds per square inch
Gal = gallons
Min = minutes

TABLE 2
MASP INJECTION LOG
Second 2014 Injection Event (May/June)
Whirlpool Facility
Fort Smith, Arkansas

Injection Point ID	Screen Depth Interval (ft)	Injection Date	Start Time	Stop Time	H2O2 Injection Time (mins)	H2O2 Volume (gal)	Persulfate Injection Time (mins)	Persulfate Volume (gal)	Catalyst Injection Time (mins)	Catalyst Volume (gal)	H2O2 Flow Rate (gal/min)	Persulfate Flow Rate (gal/min)	Catalyst Flow Rate (gal/min)	Well Head Pressure (psi)
IP-62	20'-25'		15:15	15:33	0	0	0	0	18	30			1.67	20-26
IP-64	20'-25'	6/4/2014	15:19	18:28	49	100	54	100	86	50	2.04	1.85	0.58	20-26, 22
IP-66	20'-25'		15:32	18:21	0	0	81	100	88	50		1.23	0.57	32
IP-61	20'-25'		9:29	12:05	49	150	46	100	61	50	3.06	2.17	0.82	40, 35, 12-18
IP-62	20'-25'		8:37	13:00	176	150	70	100	17	20	0.85	1.43	1.18	26, 15, 12
IP-63	20'-25'		13:08	15:36	69	150	48	100	31	50	2.17	2.08	1.61	35-40, 28, 26
IP-64	20'-25'		8:06	8:32	26	50	0	0	0	0	1.92			10
IP-65	20'-25'	6/5/2014	11:38	14:37	65	150	84	100	30	50	2.31	1.19	1.67	10, 14, 10, 5
IP-66	20'-25'		8:09	9:22	73	150	0	0	0	0	2.05			45, 16, 10
IP-67	20'-25'		8:09	11:34	84	150	67	100	54	50	1.79	1.49	0.93	45-50, 40-45, 35, 10, 12
IP-68	20'-25'		12:10	14:24	69	150	43	100	22	50	2.17	2.33	2.27	25, 20, 20, 12
IP-69	20'-25'		14:26	17:25	79	150	66	100	34	50	1.9	1.52	1.47	30, 32, 22
IP-70	20'-25'		14:40	17:41	46	150	90	100	45	50	3.26	1.11	1.11	55, 58, 42
Area 1/ MW-25						**1500**		**1000**		**500**	**2.14**	**1.64**	**1.26**	

Total MASP (gal)	**3000**

Notes:

H2O2 = oxidizer is 10% Stabilized Hydrogen Peroxide
Catalyst = ISOTEC series Cat-4260 chelated iron complex
Persulfate = sodium persulfate solution (~18%)
Gal = gallons
Mins = minutes
PSI = pounds per square inch

TABLE 3
SUMMARY OF ISCO MONITORING WELL ANALYTICAL RESULTS - MAY 2014
Whirlpool Facility
Fort Smith, AR

Location		IW-78	IW-79	MW-23	MW-24	MW-81	MW-82
ENVIRON Sample ID	Remedial Action	IW-78-201405	IW-79-201405	MW-23-20140522	MW-24-20140522	MW-81-201405	MW-82-201405
Lab Sample ID	Levels per ADEQ	60170152004	60170152003	60169986002	60169986001	60170255001	60170152007
Sample Method	RADD Isssued	Low Flow	Low Flow	Low Flow	Low Flow	Low Flow	Low Flow
Sample Date	December 2013	05/28/2014	05/28/2014	05/22/2014	05/22/2014	05/29/2014	05/28/2014
Comments							
Volatile Organic Compounds							
Acetone	12000	9.1 J (10)	U (10)	U (10)	U (10)	7 (10)	U (10)
Benzene	5.0	0.23 J (5)	0.21 J (5)	U (5)	U (5)	U (5)	U (5)
Bromodichloromethane	80	U (5)	U (5)	U (5)	U (5)	U (5)	U (5)
Bromoform	80	5.1 (5)	1.3 J (5)	0.26 J (5)	0.27 J (5)	U (5)	U (5)
Bromomethane	7.0	2 J (7)	U (7)	U (7)	U (7)	U (7)	U (7)
2-Butanone	4900	U (10)	U (10)	U (10)	U (10)	U (10)	U (10)
Carbon Disulfide	720	U (10)	U (10)	U (10)	U (10)	0.15 J (10)	U (10)
Chlorobenzene	100	U (5)	U (5)	U (5)	U (5)	U (5)	U (5)
Chloroform	80	0.22 J (5)	0.3 J (5)	U (5)	U (5)	U (5)	0.26 J (5)
Chloromethane	190	2.3 J (10)	U (10)	U (10)	U (10)	U (10)	U (10)
Dibromochloromethane	80	0.26 J (5)	U (5)	U (5)	U (5)	U (5)	U (5)
1,1-Dichloroethane	2.4	U (2.4)	U (2.4)	U (2.4)	U (2.4)	U (2.4)	U (2.4)
1,1-Dichloroethene	7.0	U (5)	U (5)	U (5)	U (5)	1.2 J (5)	0.59 J (5)
cis-1,2-Dichloroethene	70	6.2 (5)	6.9 (5)	U (5)	1.2 J (5)	14.3 (5)	4.8 J (5)
trans-1,2-Dichloroethene	100	1.1 J (5)	1.7 J (5)	U (5)	U (5)	U (5)	U (5)
Ethyl Benzene	700	U (5)	U (5)	U (5)	U (5)	U (5)	U (5)
Methylene Chloride	5.0	U (5)	U (5)	U (5)	U (5)	U (5)	U (5)
1,1,2,2-Tetrachloroethane	0.066	U (1)	U (1)	U (1)	U (1)	U (1)	U (1)
Tetrachloroethene	5.0	U (5)	U (5)	U (5)	U (5)	U (5)	U (5)
Toluene	1000	U (5)	U (5)	U (5)	U (5)	1.1 (5)	0.78 J (5)
1,1,1-Trichloroethane	200	U (5)	U (5)	U (5)	U (5)	0.11 J (5)	0.31 J (5)
1,1,2-Trichloroethane	5.0	U (5)	U (5)	U (5)	U (5)	U (5)	U (5)
Trichloroethene	5.0	255 (25)	426 (25)	22.8 (5)	79.7 (5)	512 (50)	285 (25)
Vinyl Chloride	2.0	U (2)	U (2)	U (2)	U (2)	0.21 J (2)	0.14 J (2)
Xylenes (total)	10000	U (5)	U (5)	U (5)	U (5)	U (5)	U (5)

Notes:

1 All concentrations are presented in

2 Only compounds with at least one detection are shown.

3 Concentrations that exceed the Als for Fort Smith ADEQ RADD Isssued December 2013 are double underlined.

Abbreviations:

U -- Not Detected
J -- Estimated Concentration
( ) -- Detection Limit
Decision Document
ADEQ -- Arkansas Department of Environmental Quality
ug/L = micrograms per Liter
NE = Not Established

TABLE 3
SUMMARY OF ISCO MONITORING WELL ANALYTICAL RESULTS - MAY 2014
Whirlpool Facility
Fort Smith, AR

Location		MW-83	MW-84	MW-85	MW-86
ENVIRON Sample ID	Remedial Action	MW-83-20140523	MW-84-201405	MW-85-201405	MW-86-201405
Lab Sample ID	Levels per ADEQ	60169986008	60170152002	60170255007	60170255008
Sample Method	RADD Isssued	Low Flow	Low Flow	Low Flow	Low Flow
Sample Date	December 2013	05/23/2014	05/27/2014	05/29/2014	05/29/2014
Comments					
Volatile Organic Compounds					
Acetone	12000	3.8 J (10)	U (10)	6.4 (10)	12.9 B (10)
Benzene	5.0	U (5)	U (5)	U (5)	U (5)
Bromodichloromethane	80	0.26 J (5)	U (5)	U (5)	U (5)
Bromoform	80	1.6 J (5)	U (5)	U (5)	U (5)
Bromomethane	7.0	1.6 J (7)	U (7)	U (7)	U (7)
2-Butanone	4900	U (10)	U (10)	U (10)	107 (10)
Carbon Disulfide	720	U (10)	U (10)	U (10)	U (10)
Chlorobenzene	100	U (5)	U (5)	U (5)	U (5)
Chloroform	80	0.16 J (5)	0.4 J (5)	U (5)	36.8 (5)
Chloromethane	190	0.96 J (10)	U (10)	U (10)	U (10)
Dibromochloromethane	80	U (5)	U (5)	U (5)	35.3 (5)
1,1-Dichloroethane	2.4	U (2.4)	U (2.4)	U (2.4)	156 J (1200)
1,1-Dichloroethene	7.0	U (5)	0.45 J (5)	4 J (5)	355 J (2500)
cis-1,2-Dichloroethene	70	8.3 (5)	4.6 J (5)	99.4 (5)	1220 J (2500)
trans-1,2-Dichloroethene	100	2.1 J (5)	0.4 J (5)	0.36 J (5)	7.2 (5)
Ethyl Benzene	700	U (5)	U (5)	U (5)	0.77 J (5)
Methylene Chloride	5.0	U (5)	U (5)	U (5)	4.5 J (5)
1,1,2,2-Tetrachloroethane	0.066	U (1)	U (1)	U (1)	0.79 J (1)
Tetrachloroethene	5.0	0.17 J (5)	U (5)	0.37 J (5)	33.1 (5)
Toluene	1000	U (5)	0.55 J (5)	0.35 (5)	47.8 (5)
1,1,1-Trichloroethane	200	U (5)	U (5)	0.52 J (5)	1220 J (2500)
1,1,2-Trichloroethane	5.0	U (5)	U (5)	U (5)	2.4 J (5)
Trichloroethene	5.0	470 (25)	214 (25)	1970 (125)	533000 (25000)
Vinyl Chloride	2.0	U (2)	0.16 J (2)	23.1 (2)	341 J (1000)
Xylenes (total)	10000	U (5)	U (5)	U (125)	3.9 J (5)

Notes:

1 All concentrations are presented in

2 Only compounds with at least one detection are shown.

3 Concentrations that exceed the Als for Fort Smith ADEQ RADD Isssued December 2013 are double underlined.

Abbreviations:

U -- Not Detected
J -- Estimated Concentration
( ) -- Detection Limit
Decision Document
ADEQ -- Arkansas Department of Environmental Quality
ug/L = micrograms per Liter
NE = Not Established

TABLE 4
Summary of Water Quality Parameters and Persulfate Concentrations
Supplemental Neck Area/ Injection Array 1
May-June 2014 (Second 2014 Injection Event)
Whirlpool Corporation, Fort Smith, Arkansas

Well	Time - Time Stamp	Level/Depth TOC (ft)	Temperature (°C)	Conductivity (uS/cm)	DO (mg/L)	pH (SU)	ORP (mV)	Sodium Persulfate (mg/L)
ITMW-16	6/6/2014 9:09	14.23	19.82	226	4.63	6.3	265.9	21
ITMW-16	6/11/2014 7:52	14.41	20.08	251	6.23	5.93	277.7	0
IW-101	5/23/2014 12:45	12.45	22.15	1532	3.83	4.93	456.3	
IW-101	5/28/2014 12:20	12.2		1711		6.79		560
IW-101	5/28/2014 14:16	12.08		1661		6.09		560
IW-101	5/28/2014 16:55	11.88		1571		6.9		420
IW-101	5/29/2014 8:01	11.75		1683		5.7		420
IW-101	5/29/2014 10:24	11.46		1758		5.79		700
IW-101	5/29/2014 15:38	11.3		1877		4.84		
IW-101	5/30/2014 8:47	11.25	20.01	2805	13.5	6.39	239	1400
IW-101	5/30/2014 12:32	11.17		3238	13.33	5.62	285	2100
IW-101	5/30/2014 14:24	11.55	20.86	5555	18.2	5.62	309.7	3500
IW-101	5/30/2014 18:21	11.26	20.62	5848	14.22	5.57	2085	3500
IW-101	5/31/2014 14:52	12.05		1599		5.58		420
IW-101	5/31/2014 15:55	11.87		1905		7.54		700
IW-101	6/2/2014 15:06	11.11	21.06	7125	20.55	9.84	321.2	10500
IW-101	6/4/2014 7:56	11.18	20.88	5699	25.65	5.66	366	3500
IW-101	6/6/2014 8:56	11.24	20.78	5436	18.91	5.61	293.8	8400
IW-101	6/11/2014 8:08	11.44	20.86	5070	23.35	5.7	344.5	2800
IW-130	5/23/2014 14:34	12.54	21.95	16091	11.75	12.31	180.7	
IW-130	5/28/2014 12:46	12.17		16604		12.48		4900
IW-130	5/28/2014 14:11	11.99		17845		12.52		4900
IW-130	5/28/2014 16:55	11.84		19493		12.53		4900
IW-130	5/29/2014 8:00	11.71		38604		12.89		14000
IW-130	5/29/2014 10:23	11.44		25138		12.57		14000
IW-130	5/29/2014 15:38	11.02		32677		12.75		
IW-130	5/30/2014 8:46	11.14	21.08	42145	21.2	12.85	134	16800
IW-130	5/30/2014 12:38	12.07		17894		12.53		3500
IW-130	5/30/2014 14:24	11.92		35648		12.81		14000
IW-130	6/6/2014 8:58	11.27	21.25	27089	18.44	12.79	133.9	10500
IW-130	6/11/2014 8:30	11.55	21.45	26962	20.72	12.9	153.7	10500
MW-23	5/22/2014 17:19	12.3	21.11	1101	1.28	4.83	287.4	
MW-23	5/30/2014 14:24	11.2	20.61	1077	2.09	4.67	174	0
MW-23	5/30/2014 17:54	11.13		1026	35.6	4.33	60	0
MW-23	5/31/2014 14:44	11.43	20.21	1024	3.72	4.56	20.6	
MW-23	5/31/2014 15:51	11.15	20.42	1108	2.01	4.37	3.2	1.4
MW-23	6/2/2014 14:59	11.02	20.21	1076	3.11	4.33	374.8	4.2
MW-23	6/4/2014 7:39	11.08	20.4	1148	3.05	4.46	419.3	21
MW-23	6/6/2014 8:48	11.14	20.01	1056	3.69	4.31	311.9	1.4
MW-23	6/11/2014 7:39	11.35	19.81	1060	3.47	4.86	289.3	2.1

TABLE 4
Summary of Water Quality Parameters and Persulfate Concentrations
Supplemental Neck Area/ Injection Array 1
May-June 2014 (Second 2014 Injection Event)
Whirlpool Corporation, Fort Smith, Arkansas

Well	Time - Time Stamp	Level/Depth TOC (ft)	Temperature (°C)	Conductivity (uS/cm)	DO (mg/L)	pH (SU)	ORP (mV)	Sodium Persulfate (mg/L)
MW-24	5/22/2014 16:01	12.92	22.12	1044	1.65	5.01	271.6	
MW-24	5/28/2014 13:56	12.63		1008		5.13		
MW-24	5/28/2014 15:43			1024		5.14		0
MW-24	5/28/2014 17:30			1042		5.13		0
MW-24	5/29/2014 8:06	12.35		1036		4.78		0
MW-24	5/29/2014 10:28	11.99		1081		5.01		0
MW-24	5/29/2014 15:42			1118		4.6		
MW-24	5/30/2014 8:51	11.87	20.52	1125	1.97	4.61	189	0
MW-24	5/30/2014 12:23	11.75		1110	2.12	4.48	22.1	0
MW-24	5/30/2014 14:24	12.17	20.37	1087	2.15	4.61	11.2	
MW-24	5/30/2014 18:01	11.92	21.17	1170	2.27	4.48	84.2	0.7
MW-24	5/31/2014 14:47	12.58		1021		4.81		0
MW-24	5/31/2014 15:37	12.4		1080		4.76		0
MW-24	6/2/2014 14:55	11.81	20.11	83	2.25	4.29	362.9	5.6
MW-24	6/4/2014 7:44	11.71	20.4	1205	2.03	4.15	416.1	70
MW-24	6/6/2014 8:46	11.74	20.49	1508	2.01	4.51	305	6300
MW-24	6/11/2014 7:44	11.97	19.98	1547	1.88	4.78	317.3	280
MW-83	5/23/2014 15:46	12.11	22.24	1857	0.31	5.98	268.6	
MW-83	5/28/2014 13:37			1409		5.9		140
MW-83	5/28/2014 14:36	11.79		1466		5.62		140
MW-83	5/28/2014 16:57	11.62		1580		5.82		280
MW-83	5/29/2014 8:04	11.5		1669		5.61		420
MW-83	5/29/2014 10:26	11.19		1972		5.61		420
MW-83	5/29/2014 15:40	11.03		1708		5.33		
MW-83	5/30/2014 8:48	11.02	20.91	2330	1.17	5.71	216	700
MW-83	5/30/2014 12:28	10.88		42272	1.47	12.9	48.1	21000
MW-83	5/30/2014 14:24	11.21	21.69	129101	4.85	13.1	245.9	>28000
MW-83	5/30/2014 18:13	10.92	22.41	129913	6.72	13.44	252.1	>35000
MW-83	5/31/2014 14:56	11.77		1556		5.43		280
MW-83	5/31/2014 16:07	11.59		1625		5.54		280
MW-83	6/2/2014 15:09	10.75	22.07	105304	9.42	13.09	385	>35000
MW-83	6/4/2014 8:00	11.87	21.36	60686	8.32	13.06	247.4	35000
MW-83	6/6/2014 9:10	10.94	21.09	51901	6.31	13.05	221.1	>35000
MW-83	6/11/2014 8:19	11.26	20.76	7067	2.2	11.74	2.7	4200
MW-84	5/28/2014 13:12	12.35		1228		5.33		0
MW-84	5/28/2014 14:31	12.06		1217		5.63		0
MW-84	5/28/2014 16:58	11.86		1212		5.36		0
MW-84	5/29/2014 8:05	11.81		1168		5.05		0
MW-84	5/29/2014 10:27	11.42		1085		5.07		0
MW-84	5/29/2014 15:41	11.93		1107		5.46		
MW-84	5/30/2014 8:49	11.17	20.59	939	1.48	5.02	173	0
MW-84	5/30/2014 12:00	11.15		935	1.29	4.77	-49.4	0
MW-84	5/30/2014 14:24	11.55	20.79	921	1.85	4.78	5.3	
MW-84	5/30/2014 18:06	11.31	20.91	1874	1.35	5.72	-8.4	700
MW-84	5/31/2014 14:50	12.07		1170		5.05		0
MW-84	5/31/2014 15:44	11.88		1087		5.11		0
MW-84	6/2/2014 15:01	11.2	21.08	12298	1.73	12.03	198.2	700
MW-84	6/4/2014 7:50	11.2	20.65	3852	1.62	9.52	-88.2	3500
MW-84	6/6/2014 8:52	11.05	20.8	14450	2.19	12.3	-5.2	10500
MW-84	6/11/2014 8:03	11.27	20.51	3681	2.15	9.47	3	2100

Injection Start	Injection Stop
5/28/2014 13:43	5/30/2014 14:05

TABLE 5
Summary of Water Quality Parameters and Persulfate Concentrations
Area 2 and Area 3/ Injection Array 2
May-June 2014 (Second 2014 Injection Event)
Whirlpool Corporation, Fort Smith, Arkansas

Well	Time - Time Stamp	Level/Depth TOC (ft)	Temperature (°C)	Conductivity (uS/cm)	DO (mg/L)	pH (SU)	ORP (mV)	Sodium Persulfate (mg/L)
IW-113	6/2/2014 10:21	9.37	17.64	1014	1.48	4.99	265.1	14
IW-114	5/31/2014 12:16		18.9	1412	0.65	5.9	116.1	
IW-115	5/28/2014 14:14	9.87	18.44	1130	0.34	5.42	126	
IW-115	6/2/2014 10:53	8.65	17.77	1215	1.55	5.33	248.1	35
IW-115	6/2/2014 13:08	8.58	18.08	1292	1.37	5.24	376.5	70
IW-115	6/2/2014 17:51	8.6	18.91	15905	2	12.61	280.3	10500
IW-115	6/3/2014 16:17	8.25	18.72	19580	2.12	12.78	139.2	10500
IW-115	6/3/2014 23:52	9.43	18.51	1102	1.52	5.27	21.8	70
IW-115	6/6/2014 10:07	9	18.19	16879	1.85	12.71	114.7	7000
IW-115	6/8/2014 20:22	8.83	18.35	14934	1.7	12.62	71	12600
IW-115	6/11/2014 10:10	9.13	18.91	7508	2.47	12.13	45	3500
IW-117	5/31/2014 12:12		17.76	1186	0.93	6.02	90.9	
IW-118	5/28/2014 15:32	10.1	18.53	2293	0.42	8.87	80.5	
IW-118	5/31/2014 11:10	9.73	20.6	5543	1.61	11.49	-25.5	2100
IW-120	5/31/2014 11:57		17.63	1373	1.82	6.07	106	
IW-120	6/1/2014 11:52	9.06	17.96	1384	1.8	5.3	-51.3	
IW-120	6/1/2014 14:33	8.91	18.14	2181	1.74	8.58	-76.9	700
IW-120	6/1/2014 17:50	8.35	17.97	23201	1.65	13.02	39.3	14700
IW-120	6/2/2014 9:10	9.31	18.09	36872	1.49	12.97	279.3	16000
IW-121	5/31/2014 11:53		18.11	1663	2.04	5.82	195.8	
IW-121	6/1/2014 11:56	9.15	17.62	1166	2.05	4.68	-8.1	
IW-121	6/1/2014 14:28	9	17.95	1082	1.62	4.77	-40.8	21
IW-122	5/31/2014 11:49		17.83	1166	1.68	5.74	232.6	
IW-122	5/31/2014 16:45	9.15	17.47	1129	2.09	4.61	123.8	
IW-122	5/31/2014 18:13	9.25	17.11	1110	2.52	4.79	71.1	
IW-122	6/1/2014 11:07	9.79	18.63	1183	1.88	5.72	-3.8	
IW-122	6/1/2014 11:58	9.44	18.05	1188	2.13	4.39	-19.8	
IW-122	6/1/2014 14:20	9.23	18.21	1185	1.63	4.91	-32	42
IW-122	6/1/2014 17:46	8.85	18.09	1158	2.12	5.47	124	49
IW-122	6/2/2014 9:17	9.71	17.31	1423	1.79	5.15	352.6	420
IW-123	5/31/2014 10:14		18.37	1866	1.58	5.9	61.2	700
IW-123	6/1/2014 17:41	8.83	18.91	914	1.91	5.28	173.6	21
IW-124	5/31/2014 10:11		18.37	700	1.62	5.75	9.2	
IW-131	5/28/2014 10:53	9.88	18.89	4842	0.74	11.97	89.6	
IW-131	5/31/2014 10:52	9.45	19.74	5147	2.57	11.98	-35.9	630
IW-76	5/31/2014 10:21	8.31		1051	18.1	4.83	660	
IW-76	6/2/2014 16:56	7.45	18.15	1368	1.63	4.65	746.1	280
IW-76	6/5/2014 9:41		18.02	2075	1.36	7.19	575.5	700
IW-76	6/6/2014 9:59	7.85	17.35	2044	1.44	5.17	756.6	1400
IW-76	6/11/2014 9:19	7.98	18.24	2316	2.73	4.94	747.3	1400

TABLE 5
Summary of Water Quality Parameters and Persulfate Concentrations
Area 2 and Area 3/ Injection Array 2
May-June 2014 (Second 2014 Injection Event)
Whirlpool Corporation, Fort Smith, Arkansas

Well	Time - Time Stamp	Level/Depth TOC (ft)	Temperature (°C)	Conductivity (uS/cm)	DO (mg/L)	pH (SU)	ORP (mV)	Sodium Persulfate (mg/L)
IW-77	5/31/2014 9:33	8.43	18.24	814	1.47	4.77	25.3	
IW-77	5/31/2014 13:45	8.12	17.14	901	1.96	4.39	96.1	
IW-77	5/31/2014 16:43	8.19	16.98	941	1.63	4.57	51.9	
IW-77	5/31/2014 18:10	8.8	18.81	13858	0.094	12.09	13.3	12600
IW-77	6/1/2014 11:03	8.26	17.62	1394	15.7	4.76	19.7	70
IW-77	6/1/2014 14:00	7.98	18.81	22790	1.09	12.74	82.9	16800
IW-77	6/1/2014 17:28	7.96	17.84	5709	2.23	10.32	292.2	10500
IW-77	6/2/2014 8:56	7.79	17.23	4451	1.68	8.06	319.5	4900
IW-77	6/2/2014 17:10	8.88	18.11	399	3.8	5.36	74.3	
IW-77	6/3/2014 9:40	8.72	18.32	62443	1.48	13.27	298	28000
IW-77	6/3/2014 16:10	8.48	17.28	5429	2.98	9.01	251.3	8400
IW-77	6/5/2014 9:29	8.6	17.5	3095	2	6.63	339.4	2800
IW-77	6/6/2014 10:05	8.29	17.34	4544	2.51	6.84	305.1	4200
IW-77	6/11/2014 9:45	8.56	18.6	7195	3.03	12.07	37.4	4200
IW-78	5/28/2014 13:14	10.81	18.41	2271	0.49	5.44	263	
IW-78	5/31/2014 13:04	9.37	18.18	1415	3.72	5.04	158	
IW-79	5/28/2014 12:10	10.15	19.38	829	1.67	5.97	203.7	
IW-79	5/31/2014 11:43	9.7	18.72	320	4.07	5.76	475.3	
IW-79	6/2/2014 10:42	9.14	18.38	1353	2.31	5.53	266	700
IW-79	6/2/2014 13:16	8.97	18.01	633	3.54	5.01	368.6	210
IW-79	6/2/2014 17:38	8.82	18.16	873	3.21	5.2	699.1	280
IW-79	6/3/2014 16:12	8.44	18.75	9057	8.78	12.39	56.2	3500
IW-80	5/31/2014 11:39	9.28	19.52	700	1.42	5.8	597.3	
IW-80	6/2/2014 17:34	8.35	18.69	875	1.57	5.4	757.9	280
IW-80	6/5/2014 9:39	8.86	18.42	74507	7.74	13.31	298.6	28000
IW-80	6/6/2014 10:01	8.67	19.08	101735	9.16	13.46	298.7	>35000
IW-80	6/11/2014 10:01	8.99	18.7	31522	8.69	12.99	143.7	21000
MW-33	5/31/2014 15:06	10.48	22.07	523	2.68	4.53	215.6	
MW-33	6/5/2014 9:32		20.69	754	2.39	4.54	357.7	14
MW-33	6/6/2014 9:45		20.05	700	2.22	4.7	317.2	7
MW-33	6/11/2014 9:22		20.72	601	1.67	4.64	628	28
MW-34	5/31/2014 12:02	10.1	20.92	788	3.72	4.96	182.9	
MW-34	6/2/2014 12:54	9.44	20.18	977	2.34	4.62	377	
MW-34	6/2/2014 16:47		19.98	977	3.36	4.22	5.22	2.1
MW-34	6/3/2014 15:40	9.21	20.9	967	2.42	4.22	257.3	0
MW-34	6/5/2014 9:17		18.31	988	1.57	4.47	357	70
MW-34	6/6/2014 9:37		19.65	1004	2.62	4.78	312	35
MW-34	6/11/2014 9:51		19.16	989	2.1	4.58	352.4	7
MW-35R	5/31/2014 10:40	9.76	18.95	891	3.7	6.05	182	
MW-35R	6/2/2014 9:05	9.01	19.26	17793	1.81	12.46	204.7	21000
MW-35R	6/2/2014 13:01	8.93	18.92	31768	2.7	12.94	273	17500
MW-35R	6/2/2014 17:42	9.61	18.1	5464	2.71	10.43	190.6	3500

TABLE 5
Summary of Water Quality Parameters and Persulfate Concentrations
Area 2 and Area 3/ Injection Array 2
May-June 2014 (Second 2014 Injection Event)
Whirlpool Corporation, Fort Smith, Arkansas

Well	Time - Time Stamp	Level/Depth TOC (ft)	Temperature (°C)	Conductivity (uS/cm)	DO (mg/L)	pH (SU)	ORP (mV)	Sodium Persulfate (mg/L)
MW-36	5/31/2014 12:54	9.05	19.23	548	3.32	4.25	273.1	
MW-36	6/3/2014 15:24	7.8	20.05	834	2.79	4.27	262.5	2.8
MW-36	6/8/2014 18:06		19	864	3.53	4.31	329.8	5.6
MW-36	6/9/2014 23:50		18.59	923	1.79	4.53	319.7	210
MW-36	6/11/2014 10:04		18.76	1204	0.93	4.72	342.7	420
MW-65	5/31/2014 9:47	9.8	18.21	1070	2.9	4.98	51.2	
MW-65	6/2/2014 12:42	9.11	18.97	240152	2.07	13.64	412.3	>35000
MW-65	6/2/2014 17:47	9.54	18.21	108917	5.2	13.36	381.9	>35000
MW-65	6/3/2014 16:21	9.43	19.09	112875	5.76	13.46	306.5	>35000
MW-65	6/5/2014 9:45	9.83	18.49	111937	11.56	13.51	324.4	>35000
MW-65	6/6/2014 10:09	9.99	18.41	100329	12.43	13.41	284.6	>35000
MW-65	6/11/2014 10:16	10.12	18.41	90942	12.38	13.54	246	>35000
MW-81	5/29/2014 9:04	9.73	17.87	1098	0.23	4.98	-159.2	
MW-81	5/31/2014 10:05	9.43	18.43	1030	1	4.85	-30.5	
MW-81	5/31/2014 16:40	8.8	17.78	1082	1.74	4.45	32	
MW-81	5/31/2014 18:06	8.79	17.77	1075	1.12	4.41	-28.1	
MW-81	6/1/2014 11:00	9.35	18.15	1141	1.49	4.22	2.9	
MW-81	6/1/2014 13:52	8.81	18.01	1136	1.64	4.7	-67.8	21
MW-81	6/1/2014 17:21	8.6	18.12	1166	1.22	4.59	13.4	21
MW-81	6/2/2014 8:45	9.26	17.43	1169	1.34	11.68	36.1	2.8
MW-81	6/3/2014 16:05	8.39	18.08	2497	1.32	4.68	12.6	2100
MW-81	6/3/2014 9:31	9.15	18.4	2048	2.55	4.44	-3.5	1400
MW-81	6/5/2014 9:15	8.8	17.83	1880	1.99	4.71	39.6	700
MW-81	6/6/2014 9:54	8.89	17.49	2500	1.71	4.78	-82.7	2100
MW-81	6/11/2014 9:30	9.11	18.65	2313	1.61	4.74	9.8	1400
MW-82	5/28/2014 16:44	9.85	18.85	1102	0.28	4.97	0.9	
MW-82	5/31/2014 10:02	9.5	18.79	1033	1.24	4.83	13.8	
MW-82	5/31/2014 13:52	9.03	18.39	1025	0.94	4.49	22.1	
MW-82	5/31/2014 16:32	8.82	18.04	1089	1.54	4.9	87.5	
MW-82	5/31/2014 18:01	8.92	18.02	1064	1.47	4.74	6	
MW-82	6/1/2014 10:56	9.42	18.46	1124	1.88	4.03	106.3	
MW-82	6/1/2014 13:49	8.92	18.61	1139	1.77	4.8	33.6	
MW-82	6/1/2014 17:16	8.64	18.98	1484	1.94	5.14	255.9	840
MW-82	6/2/2014 8:40	9.33	17.85	1560	1.43	4.44	105.2	420
MW-82	6/3/2014 9:35	9.21	17.96	3321	1.9	4.42	170	2800
MW-82	6/3/2014 16:08	8.58	17.82	2213	1.68	4.55	170	1400
MW-82	6/5/2014 9:12	8.88	17.71	4493	2.05	4.62	225	4200
MW-82	6/6/2014 9:43	9.06	17.73	4105	1.78	4.67	176.1	4200
MW-82	6/11/2014 9:36	9.18	18.77	4712	3.28	6.33	194.2	2800

Injection Start	Injection Stop
5/31/2014 11:00	6/3/2014 17:18

TABLE 6
Summary of Water Quality Parameters and Persulfate Concentrations
Area 1/ MW-25
May-June 2014 (Second 2014 Injection Event)
Whirlpool Corporation, Fort Smith, Arkansas

Well	Time - Time Stamp	Level/Depth TOC (ft)	Temperature (°C)	Conductivity (uS/cm)	DO (mg/L)	pH (SU)	ORP (mV)	Sodium Persulfate (mg/L)
MW-25	5/15/2014 10:30	13.65	17.11	1290	1.45	4.88	320.1	
MW-25	6/6/2014 8:18	12.57	19.67	31946	26.7	12.06	267.9	35000
MW-25	6/11/2014 7:01	12.58	18.64	17429	20.47	6.73	298.6	14000
MW-85	5/29/2014 16:38	10.35	20.1	1074	0.11	5.05	-147.3	
MW-85	6/6/2014 8:25	9.97	19.73	1979	15.71	4.64	296.7	1400
MW-85	6/11/2014 7:10	10.11	18.85	1727	13.78	4.76	304.1	1260
MW-86	5/29/2014 17:33	9.17	21.81	1578	0.28	5.55	-182.7	
MW-86	6/6/2014 8:12	4.93	20.18	43076	24.27	2.52	605.2	35000
MW-86	6/11/2014 6:53	8.29	19.15	14758	22.36	2.41	524	4200

Injection Start	Injection Stop
6/4/2014 15:15	6/5/2014 17:25

Figures

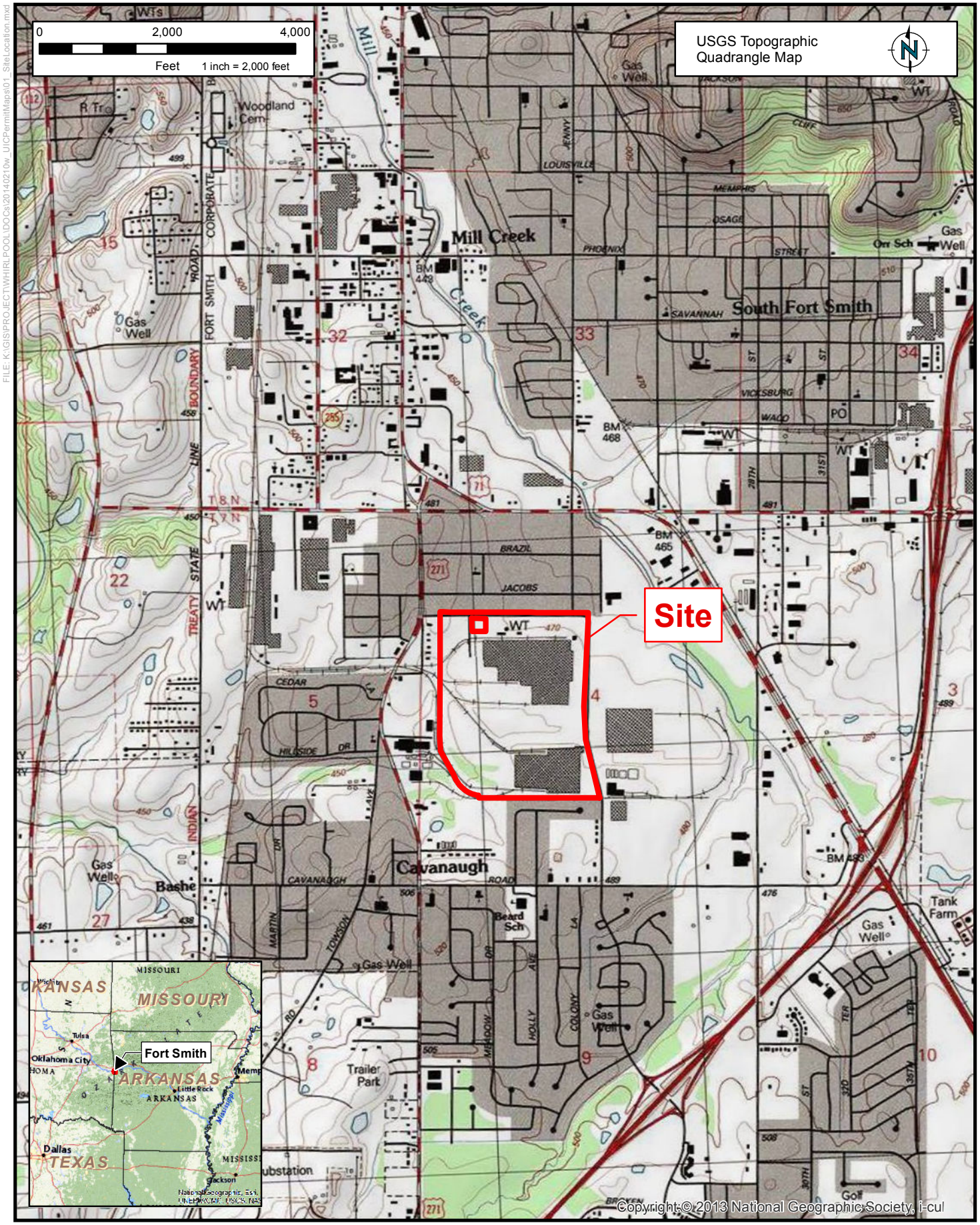

FILE: K:\GIS\PROJECT\WHIRLPOOL\DOCs\20140210w_UICPermitMaps\01_SiteLocation.mxd

ENVIRON

SITE LOCATION

Whirlpool Facility - Fort Smith, Arkansas

Figure 1

DRAFTED BY: KTS

DATE: 05/02/2014

PROJECT: 3433253A

FILE: D:\GIS\PROJECT\WHIRLPOOL\DOCs\2014_Q2_REPORT\Figure 1 - Second 2014 Injection Event Locations - 20140730.mxd

Temporary Injection Point (IP)
Monitoring Well Installed May 2014
Existing Monitoring Well (MW)
101 Existing Injection Well (IW)
101 Existing Injection Well to Sample/Monitor
Proposed Treatment Areas 1, 2 and 3
Injection Work Area
Approximate Property Boundary

MW-39
MW-81
MW-82
Area 3
IW-77
IW-80
MW-36
Area 2
MW-34
MW-65
IW-78
MW-35R
IW-79
Injection Array 2
MW-31
MW-32
MW-33

Temporary IP's	40
Existing IW's	10
Volume - Up to 14,000 gal	

MW-23
MW-27
MW-84
MW-83
Injection Array 1
MW-24
ITMW-16
ITMW-17
ITMW-15
MW-38
ITMW-13
ITMW-11
MW-37
ITMW-12
MW-25
MW-85
MW-86
Area 1
ITMW-19
ITMW-18
Injection Array 3

Temporary IP's	20
Existing IW's	11
Volume - Up to 8,200 gal	

Temporary IP's	10
Volume - Up to 3,000 gal	

Note
The number and location of injection points and final injected volume(s) are approximate and will be adjusted as needed based on field conditions

0 35 70
Feet
1 inch = 35 feet

ENVIRON

DRAFTED BY: KTS | DATE: 07/30/2014

SECOND 2014 INJECTION EVENT LOCATIONS

Whirlpool Facility - Fort Smith, Arkansas

Figure 2

PROJECT: 3433253A

Appendix A

Monitoring Well Boring Logs and Well Construction Diagrams

ENVIRON

2118 N. Tyler Road, Wichita, Kansas 67212

Site ID: MW-81		Date(s): **5/22/2014**	
Location: **Fort Smith, Arkansas**			
Logged By: **N. Zurweller**		Checked By: **K. Stonestreet**	
Contractor: **Able Environmental**		Purpose: **Monitoring Well**	
Drilling Method: **Hollow Stem Auger**		GS Elevation: **amsl**	TOC Elevation: **amsl**
Sampling Method: **HSA Continuous Sampler**		North:	East:
Well Construction:		Borehole Dia.: **8.25 inches**	Total Depth: **25.0 feet**
Blank Casing: PVC	0 FT to 20 FT	Project Number: **3433253A**	
Screen: Sch. 40 0.10 PVC	20 FT to 25 FT	Project Name: **Whirlpool Corporation**	
Annular Fill: Cement Grout Bentonite Sand	0 FT to 15.5 FT 15.5 FT to 17.5 FT 17.5 FT to 25 FT	Remarks:	

Elevation (ft)	Depth (ft)	Recovery (feet)	Sample No.	PID (ppm)	Graphic Log	USCS Code	Material Description	Water Level	Well Construction
							Fill, dark grayish brown, silty, with gravel		Flush Mount
		5		3		CL	Silty Clay, dark grayish brown, dark grayish brown, some reddish brown mottling, plastic, sticky, very moist		
				0.6			Silty Clay, strong brown, some dark gray and red mottling, very stiff, plastic, moist		
	5								
		5		7.6					
				7.8			Silty Clay, strong brown and light gray, little subrounded gravel up to 1/4", little black nodules, very stiff, plastic, moist, with black nodules from 8.0-8.4' bgs		
	10								
		5		10.1			Sandy Clay, strong brown, light greenish gray mottling, trace black nodules, fine sand, stiff, slightly plastic, slightly moist		
				8.7					
	15								
		5		13.3					
				15.9		SC	Clayey Sand, strong brown and light greenish gray, some sandy clay seams, fine sand, slightly cohesive to cohesive, wet		
	20					GC	Sand and Gravel, strong brown, subrounded gravel up to 1/2", medium to coarse sand, cohesive, slightly sticky, wet		
		2.5		18			Sand and Gravel and Silty Clay, strong brown, trace weathered shale, subrounded gravel up to 2", cohesive, very moist to wet		
				14.7					
	25								

Report: WELL_LOG_REV_MKE; File: TUESDAY_12PM_NZ2.GPJ; 6/3/14

ENVIRON

2118 N. Tyler Road, Wichita, Kansas 67212

Site ID: MW-82	Date(s): **5/22/2014**
Location: **Fort Smith, Arkansas**	
Logged By: **N. Zurweller**	Checked By: **K. Stonestreet**
Contractor: **Able Environmental**	Purpose: **Monitoring Well**
Drilling Method: **Hollow Stem Auger**	GS Elevation: **amsl** / TOC Elevation: **amsl**
Sampling Method: **HSA Continuous Sampler**	North: / East:
Well Construction:	Borehole Dia.: **8.25 inches** / Total Depth: **26.0 feet**
Blank Casing: PVC 0 FT to 15 FT	Project Number: **3433253A**
Screen: Sch. 40 0.10 PVC 21 FT to 26 FT	Project Name: **Whirlpool Corporation**
Annular Fill: Cement Grout 0 FT to 15 FT; Bentonite 15 FT to 17 FT; Sand 17 FT to 26 FT	Remarks:

Elevation (ft)	Depth (ft)	Recovery (feet)	Sample No.	PID (ppm)	Graphic Log	USCS Code	Material Description	Water Level	Well Construction
							Fill - very dark brown, silty, some root hairs, very moist		Flush Mount
		5		9.2		CL	Silty Clay, dark grayish brown, little strong brown mottling, little clayey silt, slightly stiff, plastic, moist		
				7.9					
	5						Silty Clay as above, little subrounded gravel up to 1/4", very moist		
		5		7.9			Silty Clay, strong brown, some light gray mottling, little subrounded gravel up to 1/4", trace black nodules, very stiff, plastic, slightly moist		
				10.2					
	10								
		5		10.9			Silty Clay as above, little very fine sand		
				12.1					
	15						Silty Clay as above, some very fine sand, light greenish gray mottling, little black nodules		
		5		9.4					
				10.6					
	20					GC	Sandy Clay, strong brown, some light greenish gray, fine sand, slightly stiff, cohesive, slightly plastic, moist to very moist, sand and gravel in shoe of sampler		
				14.3		CL			
		3.3				GC	Sand and Gravel, strong brown, subrounded gravel up to 1/2", medium to coarse sand, cohesive, sticky, wet		
				6.6			Sandy Clay, strong brown, little light greenish gray mottling, little clayey sand, fine to medium sand, slightly stiff, cohesive, wet		
	25						Sand and Gravel, strong brown, with clay, subrounded gravel up to 1", slightly cohesive, wet		
		1		16.6			Sand and Gravel as above, little weathered shale, approx. 4 ft of sluff in sampler due to heave		

Report: WELL_LOG_REV_MKE; File: TUESDAY_12PM_NZ2.GPJ; 6/3/14

ENVIRON

2118 N. Tyler Road, Wichita, Kansas 67212

Site ID: MW-83		Date(s): **5/20/2014**	
Location: **Fort Smith, Arkansas**			
Logged By: **N. Zurweller**		Checked By: **K. Stonestreet**	
Contractor: **Able Environmental**		Purpose: **Monitoring Well**	
Drilling Method: **Hollow Stem Auger**		GS Elevation: **amsl**	TOC Elevation: **amsl**
Sampling Method: **HSA Continuous Sampler**		North:	East:
Well Construction:		Borehole Dia.: **8.25 inches**	Total Depth: **27.0 feet**
Blank Casing: PVC	0 FT to 22 FT	Project Number: **3433253A**	
Screen: Sch. 40 0.10 PVC	22 FT to 27 FT	Project Name: **Whirlpool Corporation**	
Annular Fill: Cement Grout Bentonite Sand	0 FT to 18 FT 18 FT to 20 FT 20 FT to 27 FT	Remarks:	

Elevation (ft)	Depth (ft)	Recovery (feet)	Sample No.	PID (ppm)	Graphic Log	USCS Code	Material Description	Water Level	Well Construction
							Asphalt		Flush Mount
		3.9		7.8		MH	Clayey Silt, dark grayish brown, little yellowish brown, little root hairs, trace subrounded gravel up to 1/4", slightly plastic, slightly moist		
				2.0			Clayey Silt, strong brown, with light gray mottling, little red brown mottling, some subrounded gravel up to 1/4", slightly stiff, slightly plastic, slightly moist		
	5			3.9		CL	Silty Clay, strong brown, with light gray mottling, with black nodules, some subrounded gravel up to 1/4", stiff, plastic, slightly moist		
		5		6.3			Silty Clay, strong brown, some fine sand, some subrounded gravel up to 1/4", slightly stiff, slightly plastic, slightly moist		
	10			4.5			Sandy Clay, strong brown, with light gray mottling, trace black nodules, fine to very fine sand, stiff, cohesive, slightly moist to moist		
		5		10.1					
	15			7					
		5		14.4		SC	Clayey Sand, strong brown, little light gray mottling, some black nodules, fine sand, slightly stiff, cohesive, moist		
	20						Clayey Sand as above, wet		
		3.1		9.8		GC	Sand and Gravel, strong brown, with clay, little subrounded gravel up to 3/4", medium to coarse sand, slightly cohesive, wet		
				10.4					
	25			16.4			Sand and Gravel as above, little to some clay, slightly cohesive		
		2		10.7			Sand and Gravel, strong brown, with clay, subrounded gravel up to 2", medium to coarse sand, stiff, cohesive, very moist		

Report: WELL_LOG_REV_MKE; File: TUESDAY_12PM_NZ2.GPJ; 6/3/14

ENVIRON

2118 N. Tyler Road, Wichita, Kansas 67212

Site ID: MW-84		Date(s): **5/22/2014**	
Location: **Fort Smith, Arkansas**			
Logged By: **N. Zurweller**		Checked By: **K. Stonestreet**	
Contractor: **Able Environmental**		Purpose: **Monitoring Well**	
Drilling Method: **Hollow Stem Auger**		GS Elevation: **amsl**	TOC Elevation: **amsl**
Sampling Method: **HSA Continuous Sampler**		North:	East:
Well Construction:		Borehole Dia.: **8.25 inches**	Total Depth: **29.0 feet**
Blank Casing: PVC	0 FT to 19 FT	Project Number: **3433253A**	
Screen: Sch. 40 0.10 PVC	24 FT to 29 FT	Project Name: **Whirlpool Corporation**	
Annular Fill: Cement Grout	0 FT to 19 FT	Remarks:	
Bentonite	19 FT to 21 FT		
Sand	21 FT to 29 FT		

Elevation (ft)	Depth (ft)	Recovery (feet)	Sample No.	PID (ppm)	Graphic Log	USCS Code	Material Description	Water Level	Well Construction
				3.7		MH	Clayey Silt, grayish brown, little red streaking, stiff, slightly plastic, moist		Flush Mount
		3.7		2.6			Clayey Silt, strong brown, little light gray mottling, trace subrounded gravel up to 1/4", stiff, plastic, moist		
	5			5.3					
		5		5.7		CL	Silty Clay, strong brown, with light gray mottling, little red, some black nodules, very stiff, plastic, slightly moist, moist and slightly sticky from 14.8-15.0' bgs		
	10			7.3			Silty Clay as above, little subrounded gravel up to 1/4"		
		5		7.1			Silty Clay, strong brown, with light gray mottling, little red, little subrounded gravel up to 1/4", some to little very fine sand, trace black nodules, very stiff, plastic, slightly moist		
	15			9.3			Sandy Clay, strong brown, little gray mottling, fine sand, cohesive, very moist		
		5		9.3		SC	Clayey Sand, strong brown, fine to medium sand, slightly cohesive, wet		
						CL	Sandy Clay, strong brown, little gray mottling, some silty clay, fine sand, cohesive, very moist		
	20			8.7			Sandy Clay and Clayey Sand, strong brown, some greenish gray mottling, some subrounded gravel up to 1/4", fine sand, cohesive, moist		
		4.5		10.8			Sandy Clay and Clayey Sand as above, wet		
	25					GC	Sand and Gravel, strong brown, little clay, subrounded gravel up to 1/2", medium to coarse sand, slightly cohesive, wet		
		2.5		11			Sand and Gravel, strong brown, little greenish gray, with clay, subrounded gravel up to 1/2", medium to coarse sand, cohesive, very moist		
				10.2		CL	Silty Clay, strong brown, with sand and gravel, subrounded and subangular gravel up to 1", medium to coarse sand, stiff, very moist		

Report: WELL_LOG_REV_MKE; File: TUESDAY_12PM_NZ2.GPJ; 6/3/14

ENVIRON

2118 N. Tyler Road, Wichita, Kansas 67212

Site ID: MW-85		Date(s): **5/21/2014**	
Location: **Fort Smith, Arkansas**			
Logged By: **N. Zurweller**		Checked By: **K. Stonestreet**	
Contractor: **Able Environmental**		Purpose: **Monitoring Well**	
Drilling Method: **Hollow Stem Auger**		GS Elevation: **amsl**	TOC Elevation: **amsl**
Sampling Method: **HSA Continuous Sampler**		North:	East:
Well Construction:		Borehole Dia.: **8.25 inches**	Total Depth: **30.0 feet**
Blank Casing: PVC	0 FT to 30 FT	Project Number: **3433253A**	
Screen: Sch. 40 0.10 PVC	25 FT to 30 FT	Project Name: **Whirlpool Corporation**	
Annular Fill: Cement Grout	0 FT to 20 FT	Remarks:	
Bentonite	20 FT to 22 FT		
Sand	22 FT to 30 FT		

Elevation (ft)	Depth (ft)	Recovery (feet)	Sample No.	PID (ppm)	Graphic Log	USCS Code	Material Description	Water Level	Well Construction
		5		96.1		CL	Fill - gravel and silty topsoil Silty Clay, strong brown, some light gray mottling, little red brown mottling, little black nodules, stiff, slightly plastic, slightly moist		Flush Mount
				186.4					
	5						Silty Clay as above, some dark brown, little subrounded gravel up to 1/4", moist, slight solvent odor		
		5		264.9			Silty Clay as above, no dark brown, solvent odor		
				379.3			Silty Clay, strong brown, little light gray, some subrounded gravel up to 1/4", some fine sand, slightly plastic, dry, solvent odor		
	10						Silty Clay, strong brown, some light gray mottling, some black nodules, stiff, plastic, moist		
		5		466.1					
				601.6			Silty Clay as above, little very fine sand		
	15						Silty Clay as above, very stiff, slight solvent odor		
		5		327.2					
				185.7			Silty Clay, strong brown, some light gray mottling, little fine sand, some black nodules, very stiff, plastic, moist, slight solvent odor		
	20						Silty Clay as above, with fine sand		
		5		83.1					
				95.1		SC	Clayey Sand, strong brown, some light gray, some subrounded gravel up to 1", fine to medium sand, cohesive, moist, solvent odor		
	25					GC	Sand and Gravel, strong brown, with clay, subrounded to subangular gravel up to 1", medium to coarse sand, cohesive, wet, solvent odor		
		2.4		16					
				305.2					

Report: WELL_LOG_REV_MKE; File: TUESDAY_12PM_NZ2.GPJ; 6/3/14

ENVIRON

2118 N. Tyler Road, Wichita, Kansas 67212

Site ID: MW-85

Project Name: **Whirlpool Corporation**

Project Number: **3433253A**

Elevation (ft)	Depth (ft)	Recovery (feet)	Sample No.	PID (ppm)	Graphic Log	USCS Code	Material Description	Water Level	Well Construction
	35						Sand and Gravel and Silty Clay, strong brown, subrounded to subangular gravel up to 1", medium to coarse sand, cohesive, wet, solvent odor		
	40								
	45								
	50								
	55								
	60								
	65								

Report: WELL_LOG_REV_MKE; File: TUESDAY_12PM_NZ2.GPJ; 6/3/14

ENVIRON

2118 N. Tyler Road, Wichita, Kansas 67212

Site ID: MW-86		Date(s): **5/21/2014**	
Location: **Fort Smith, Arkansas**			
Logged By: **N. Zurweller**		Checked By: **K. Stonestreet**	
Contractor: **Able Environmental**		Purpose: **Monitoring Well**	
Drilling Method: **Hollow Stem Auger**		GS Elevation: **amsl**	TOC Elevation: **amsl**
Sampling Method: **HSA Continuous Sampler**		North:	East:
Well Construction:		Borehole Dia.: **8.25 inches**	Total Depth: **28.0 feet**
Blank Casing: PVC	0 FT to 23 FT	Project Number: **3433253A**	
Screen: Sch. 40 0.10 PVC	23 FT to 28 FT	Project Name: **Whirlpool Corporation**	
Annular Fill: Cement Grout	0 FT to 19 FT	Remarks:	
Bentonite	19 FT to 21 FT		
Sand	21 FT to 28 FT		

Elevation (ft)	Depth (ft)	Recovery (feet)	Sample No.	PID (ppm)	Graphic Log	USCS Code	Material Description	Water Level	Well Construction
				106.7			Fill, silty clay, very dark grayish brown, with subangular gravel, stiff, dry, strong odor		Flush Mount
		4		480.1		CL	Silty Clay, strong brown, some light gray mottling, little red mottling, little black nodules, stiff, slightly plastic, moist		
	5			326			Silty Clay as above, no red mottling, some subrounded gravel up to 1/2", very stiff, plastic		
		5		557.3					
	10			383.2					
		5		2024			Silty Clay, strong brown, some light gray mottling, some subrounded gravel up to 1/2", some very fine sand, little black nodules, stiff, slightly plastic, moist, solvent odor		
	15			1678			Silty Clay as above, no gravel, some black nodules, stiff to very stiff, slightly plastic to plastic		
		5		1349					
	20			1407		GC	Silty Clay, strong brown, some light gray mottling, some very fine sand, some black nodules, stiff to very stiff, slightly plastic to plastic, very moist, solvent odor		
		3.8		873			Silty Clay and Gravel, with fine to medium sand, strong brown, little light gray, subrounded gravel up to 1", cohesive, wet, strong solvent odor		
	25			9570			Sand and Gravel, with clay, subrounded gravel up to 1", strong brown, cohesive to slightly cohesive, wet		
				1234			Sand and Gravel as above, subrounded and subangular gravel up to 2", little black weathered shale, strong solvent odor		

Report: WELL_LOG_REV_MKE; File: TUESDAY_12PM_NZ2.GPJ; 6/3/14

Appendix B
Reagent Material Safety Data Sheets

MATERIAL SAFETY DATA SHEETS

Please note that all Material Safety Data Sheets provided for ISOTEC^{SM} reagents are for pure components in dry form. Prior to in-situ injection, ISOTEC^{SM} catalyst reagent is prepared by diluting these dry components in excess of water, typically by a factor of 50-100 (by weight). Therefore, the properties and effects described in the Material Safety Data Sheets are significantly lower for each component. For hydrogen peroxide, 35% to 50% concentration is typically diluted in water by a factor of 2-7 (by weight).

MSDS # 6368
Brenntag Northeast

kemira

MATERIAL SAFETY DATA SHEET

HYDROGEN PEROXIDE (20 to 60%)

KEM001 Revised March 2010

CHEMICAL PRODUCT/COMPANY IDENTIFICATION

Material Identification

Formula : H_2O_2
Molecular Weight : 34.02

Trade Names and Synonyms

Standard grade hydrogen peroxide aqueous solutions: 30SG, 35SG, 50SG
Kemi-Pure™ food grade hydrogen peroxide aqueous solutions: 30FG, 35FG, 50FG

Product Use Bleaching Agent
Oxidizing Agent

Standard Grade:
- certified by NSF to meet NSF/ANSI Standard 60 requirement for drinking water treatment
- most suitable grade for industrial bleaching; water, effluent and soil treatments; and general oxidation reactions
- Kosher-certified (COR 721)

Kemi-Pure™
- meets Food Chemical Codex requirements food-related applications
- NSF and Kosher-certified

Company Identification

MANUFACTURER/DISTRIBUTOR

Kemira Chemicals Canada Inc.
1380 County Road 2
P.O. Box 615
Maitland, Ontario K0E 1P0

PHONE NUMBERS

Product Information:	1-800-263-5902
Transportation Emergency Response:	1-800-567-7455 (24 HOURS)
Product/Medical Emergency:	1-800-303-4338 (24 HOURS)

NOTICE FROM KEMIRA: The information on this material Safety Data Sheet relates only to the specific material designated herein and does not relate to use in combination with any other material or in any process.

IMPORTANT: While Brenntag believes that the information contained herein to be accurate, Brenntag makes no representation or warranty, express, implied or otherwise regarding and assumes no liability for the accuracy or completeness of the information.
The Buyer assumes all responsibility for using and handling the Product in accordance with applicable federal, state, and local regulations.
This MSDS shall not in any way limit or preclude the operation and effect of any of the provisions of Brenntag's terms and conditions of sale.

kemira

COMPOSITION/INFORMATION ON INGREDIENTS

COMPONENTS

Material	CAS Number	%
Hydrogen Peroxide	7722-84-1	20-60
Water	7732-18-5	80-40

HAZARDS IDENTIFICATION

Potential Health Effects

Hydrogen peroxide may cause severe irritation or burns of the skin, eyes and mucous membranes. Splashes in the eye can cause severe eye damage with ulceration of the cornea and may cause irreversible eye damage, including blindness. Skin exposure can result in bleaching of the skin and hair.

Inhalation of concentrated vapors can cause irritation of the nose and throat with chest discomfort, cough, difficulty in breathing and shortness of breath.

Ingestion can cause irritation of the upper gastrointestinal tract with pain and distention of the stomach and esophagus due to liberation oxygen.

Gross overexposure by ingestion may be fatal.

Human Health Effects:

Skin contact with aqueous solutions of less than 50% may cause irritation with discomfort or rash. Higher or prolonged exposure may result in skin burns or ulceration. Evidence suggests that skin permeation can occur in amounts capable of producing systemic toxicity. Effects of eye contact with aqueous solutions of less than 5% may include eye irritation with discomfort, tearing, or blurring of vision. Higher or prolonged exposure may result in eye corrosion with corneal or conjunctival ulceration. Contact with aqueous concentrations of greater than 10% may result in eye corrosion with corneal or conjunctival ulceration with possible irreversible eye damage, including blindness.

Overexposure by inhalation may cause irritation of the upper respiratory passages or nonspecific discomfort such as nausea, headache, or weakness. Higher inhalation exposures may lead to temporary lung irritation effects with cough, discomfort, difficulty breathing, or shortness of breath; or fatality from gross overexposure. Ingestion may cause irritation of the gastrointestinal tract with upper abdominal pain, "heartburn", nausea, vomiting, and diarrhea. "Coffee grounds" vomitus and black tarry stools may occur as a result of gastrointestinal tract bleeding. Additional effects from overexposure include red blood cell destruction, or gas embolism.

As a consequence of the potential of serious injury through misuse of hydrogen peroxide, by direct human consumption, Health Canada has directed that hydrogen peroxide (≥ 35%) be classified as (acutely) Toxic under its WHMIS program for occupational health hazard awareness.

When used as colonic lavage, hydrogen peroxide has caused gas embolism and gangrene of the intestine at concentrations down to 0.75%. Gross overexposure by ingestion may be fatal.

IMPORTANT: While Brenntag believes that the information contained herein to be accurate, Brenntag makes no representation or warranty, express, implied or otherwise regarding and assumes no liability for the accuracy or completeness of the information.
The Buyer assumes all responsibility for using and handling the Product in accordance with applicable federal, state, and local regulations.
This MSDS shall not in any way limit or preclude the operation and effect of any of the provisions of Brenntag's terms and conditions of sale.

Individuals with preexisting diseases of the skin, eyes, or lungs may have increased susceptibility to the toxicity of excessive exposures.

Carcinogenicity Information

None of the components present in this material at concentrations equal to or greater than 0.1% are listed by IARC, NTP, OSHA or ACGIH as a carcinogen.

FIRST AID MEASURES

First Aid

INHALATION

If inhaled, immediately remove to fresh air. If not breathing, give artificial respiration. If breathing is difficult, give oxygen. Call a physician.

SKIN CONTACT

In case of contact, immediately flush skin with plenty of water for at least 15 minutes while removing contaminated clothing and shoes. Call a physician. Wash contaminated clothing and shoes promptly and thoroughly.

EYE CONTACT

In case of contact, immediately flush eyes with plenty of water for at least 15 minutes. Call a physician.

INGESTION

If swallowed, do not induce vomiting. Give large quantities of water. Never give anything by mouth to an unconscious person. Call a physician.

Notes to Physicians:

If swallowed, large amounts of oxygen may be released quickly. The distention of the stomach or esophagus may be injurious. Insertion of a gastric tube may be advisable.

FIRE FIGHTING MEASURES

Flammable Properties

Will not burn, but decomposition, which may be caused by heat or contamination will release oxygen which will increase the explosive limit range and burning rate of flammable vapors.

IMPORTANT: While Brenntag believes that the information contained herein to be accurate, Brenntag makes no representation or warranty, express, implied or otherwise regarding and assumes no liability for the accuracy or completeness of the information.
The Buyer assumes all responsibility for using and handling the Product in accordance with applicable federal, state, and local regulations.
This MSDS shall not in any way limit or preclude the operation and effect of any of the provisions of Brenntag's terms and conditions of sale.

Fire and Explosion Hazards:

Strong oxidizer. Contact with clothing or combustibles may cause fire. Effect may be delayed. Contact with organic liquids or vapors may cause immediate fire or explosion, especially if heated. Under certain circumstances, detonation may be delayed. Oxygen release from hydrogen peroxide may force organic or hydrogen vapors into an explosive range. Follow appropriate National Fire Protection Association (NFPA) codes.

Flash Point: Not Applicable....non-flammable

Upper and Lower Flammability Limits: Not Applicable....non-flammable

Auto-Ignition Temperature: Not Applicable....non-flammable

Explosion Data
- sensitivity to mechanical impact: Not Applicable
- sensitivity to static discharge: Not Applicable

Extinguishing Media

Use only water.

Fire Fighting Instructions

Flood with water. Cool tank/container with water spray.

Wear full protective clothing (rubber suit and boots) including chemical splash goggles or hood and self-contained breathing apparatus.

ACCIDENTAL RELEASE MEASURES

Safeguards (Personnel)

NOTE: Review FIRE FIGHTING MEASURES and HANDLING (PERSONNEL) sections before proceeding with clean-up. Use appropriate PERSONAL PROTECTIVE EQUIPMENT during clean-up.

Accidental Release Measures

Comply with Federal, State and local regulations on reporting releases of wastes. Hold in a diked area until hydrogen peroxide decomposes. May be destroyed with sodium metabisulfite or sodium sulfite (1.9 lbs. SO_2 equivalent per lb. of peroxide) after diluting to 5-10%. Develop acceptable disposal plan in conjunction with necessary regulatory authorities. Disposal method may include dilution to non-impact concentration and drainage to appropriate chemical sewer or waste treatment system.

The Extremely Hazardous Substance List Reportable Quantity for >52% Hydrogen Peroxide is 1 lb.

IMPORTANT: While Brenntag believes that the information contained herein to be accurate, Brenntag makes no representation or warranty, express, implied or otherwise regarding and assumes no liability for the accuracy or completeness of the information.
The Buyer assumes all responsibility for using and handling the Product in accordance with applicable federal, state, and local regulations.
This MSDS shall not in any way limit or preclude the operation and effect of any of the provisions of Brenntag's terms and conditions of sale.

HANDLING AND STORAGE
(ACCIDENTAL RELEASE MEASURES – Continued)

If Hydrogen Peroxide (20 to 60%) is spilled and not recovered, or is recovered as a waste for treatment or disposal, the CERCLA Reportable Quantity is 100 lbs. (release of an Unlisted Hazardous Waste characteristic of ignitibility). Combustible materials exposed to hydrogen peroxide should be immediately submerged in or rinsed with large amounts of water to ensure that all hydrogen peroxide is removed. Residual hydrogen peroxide that is allowed to dry (upon evaporation hydrogen peroxide can concentrate) on organic materials such as paper, fabrics, cotton, leather, wood or other combustibles can cause the material to ignite and result in a fire.

Handling (Personnel)

Use extreme care when attempting any reactions because of fire and explosion potential (immediate or delayed). Conduct all initial experiments on a small scale and protect personnel with adequate shielding as the reactions are unpredictable and may be delayed, and may be affected by impurities, contaminants, temperature, etc. Do not get in eyes. Do not taste or swallow. Avoid contact with skin and clothing. Wash thoroughly after handling. Avoid contact with flammable or combustible materials. Avoid contamination from any source including metals, dust, and organic materials. Never use pressure to empty drums; container is not a pressure vessel. In the event of an accident where large volumes of hydrogen peroxide might come into contact with external fires or with incompatible chemicals, a one-half mile area from the incident should be evacuated.

Storage

Store in a properly vented container or in approved bulk storage facilities. Do not block vent; Do not store on wooden pallets. Do not store where contact with incompatible materials could occur, even with a spill. (See "Hazardous Reactivity".) have water source available for diluting. Do not add any other product to container. Never return used or unused peroxide to container, instead dilute with plenty of water and discard. Rinse empty containers thoroughly with clean water before discarding. (See "Waste Disposal".)

EXPOSURE CONTROLS/PERSONAL PROTECTION

Engineering Controls

Use sufficient ventilation to keep employee exposure below recommended exposure limits.

Personal Protective Equipment

EYE/FACE PROTECTION

Wear coverall chemical splash goggles. In addition, where the possibility exists for eye or face contact due to splashing or spraying of material, wear chemical splash goggles/full-length face shield combination.

RESPIRATORS

Where there is a potential for airborne exposure in excess of applicable limits, wear NIOSH/MSHA approved respiratory protection.

IMPORTANT: While Brenntag believes that the information contained herein to be accurate, Brenntag makes no representation or warranty, express, implied or otherwise regarding and assumes no liability for the accuracy or completeness of the information.
The Buyer assumes all responsibility for using and handling the Product in accordance with applicable federal, state, and local regulations.
This MSDS shall not in any way limit or preclude the operation and effect of any of the provisions of Brenntag's terms and conditions of sale.

(EXPOSURE CONTROL/PERSONAL PROTECTION – Continued)

PROTECTIVE CLOTHING

Where there is potential for skin contact, have available and wear as appropriate: impervious gloves, apron, pants, jacket, hood, and boots; or totally encapsulating chemical suit with breathing air supply. Permeation data supplied by vendors indicate that impervious materials such as natural rubber, natural rubber plus neoprene, nitrile, or polyvinylchloride afford adequate protection.

Do not wear leather gloves or leather shoes (uppers or soles) because they can ignite following contact with peroxide. Cotton clothing can also ignite. This effect may be within minutes, or delayed. Clothing fires and skin damage occur less quickly with 50% or lower hydrogen peroxide than with 70% material, but adequate personal protection is essential for all industrial concentrations. Protective skin creams offer no protection from hydrogen peroxide and should not be used. Completely submerge hydrogen peroxide contaminated clothing or other materials in water prior to drying. Residual hydrogen peroxide, if allowed to dry on materials such as paper, fabrics cotton, leather, wood or other combustibles can cause the material to ignite and result in a fire.

Exposure guidelines

Applicable Exposure Limits

HYDROGEN PEROXIDE

PEL (OSHA)	:	1 ppm, 1.4 mg/m3 (90%) - 8 Hr TWA
TLV (ACGIH)	:	1 ppm, 1.4 mg/m3, 8 Hr. TWA, A3

PHYSICAL AND CHEMICAL PROPERTIES

Physical Data

Evaporation Rate	:	>1
Vapor Density	:	Not Available
Solubility in Water	:	100 wt%
Solubility in Fat	:	Not Applicable
pH	:	<3
Form	:	Clear liquid
Color	:	Colorless
Odor	:	Slightly pungent, irritating
Odor Threshold	:	Not Available

IMPORTANT: While Brenntag believes that the information contained herein to be accurate, Brenntag makes no representation or warranty, express, implied or otherwise regarding and assumes no liability for the accuracy or completeness of the information.
The Buyer assumes all responsibility for using and handling the Product in accordance with applicable federal, state, and local regulations.
This MSDS shall not in any way limit or preclude the operation and effect of any of the provisions of Brenntag's terms and conditions of sale.

Properties	Hydrogen Peroxide Concentration, wt%				
	20	30	35	50	60
Boiling Point @ 1 atm, 760 mmHg °C	103	105	108	114	119
°F	217	220	226	237	246
Melting Point °C	-14.6	-25.0	-33.0	-52.2	-55.5
°F	5.7	-13.0	-27.4	-62.0	-67.9
Specific Gravity gm @ 25°C (77°F)	1.07	1.11	1.13	1.19	1.24
Vapor Pressure mmHg @ 25°C (77°F)	20.6	19.0	17.4	13.5	10.7

STABILITY AND REACTIVITY

Chemical Stability

Unstable with heat or contamination; liberation of oxygen gas may result in dangerous pressures. (See "Decomposition", below.)

Incompatibility with Other Materials

Incompatible with most flammables/combustibles (see "Fire and Explosion Hazards") as well as cyanides, nitric acid, potassium permanganate, and many other oxidizing and reducing agents. Mixtures with both organics and some acids may be especially reactive.

Decomposition

Contamination or heat may cause self-accelerating exothermic decomposition with oxygen gas and steam release that can cause dangerous pressures. May react dangerously with rust, dust, dirt, iron, copper, heavy metals or their salts (such as mercuric oxide or chloride), alkalis, and with organic materials (especially vinyl monomers).

Polymerization

Polymerization will not occur.

TOXICOLOGICAL INFORMATION

Animal Data

Inhalation 4-hour LC50: >0.2 ppm in rats (50% H_2O_2)
Skin absorption LD50 : >2000 mg/kg in rabbits (35% H_2O_2)
Oral LD50 : 1232 mg/kg in rats (35% H_2O_2)
805 mg/kg in rats (70% H_2O_2)

IMPORTANT: While Brenntag believes that the information contained herein to be accurate, Brenntag makes no representation or warranty, express, implied or otherwise regarding and assumes no liability for the accuracy or completeness of the information.
The Buyer assumes all responsibility for using and handling the Product in accordance with applicable federal, state, and local regulations.
This MSDS shall not in any way limit or preclude the operation and effect of any of the provisions of Brenntag's terms and conditions of sale.

(TOXICOLOGICAL INFORMATION – Continued)

At aqueous concentrations of less than 50% hydrogen peroxide skin irritation occurs, but at greater concentrations hydrogen peroxide is corrosive to the skin. Concentrations less than 5% in aqueous solutions are eye irritants; solutions between 5% and 10% range from severe eye irritants to being corrosive; concentrations greater than 10% are corrosive to the eye. The compound is not a skin sensitizer in animals.

Repeated inhalation exposures produced nasal discharge, bleached hair, and respiratory tract congestion with some deaths occurring in rats and mice exposed to concentrations greater than 67 ppm. Dogs exposed by inhalation to 7 ppm for 6 months had lung and skin irritation.

The effects from single high oral doses include convulsions. Repeated administration of the compound in the diet of animals resulted in growth inhibition, reduced weight gain, abnormal liver function, ulcers, and discoloration of the stomach lining with swelling. Long-term administration to mice in the drinking water resulted in gastric erosions and duodenal hyperplasia.

One study by skin application suggested no carcinogenic activity. Results of an ingestion study with mice suggested that hydrogen peroxide might be carcinogenic. However, the FDA and other organizations have reviewed this study and concluded there is insufficient evidence that hydrogen peroxide is carcinogenic. An unpublished, long-term study with rats revealed no evidence of carcinogenicity. Female rats treated with 10% hydrogen peroxide produced offspring of lower body weight and some structural abnormalities, but these changes were attributed to maternal toxicity. Hydrogen peroxide produced genetic damage to bacterial and mamalian cells in culture, but one study in animals indicated it did not produce genetic damage. Limited tests in animals demonstrate no reproductive toxicity.

ECOLOGICAL INFORMATION

Ecotoxicological Information

Aquatic Toxicity

96-hour LC50, catfish: 37.4 mg/L

DISPOSAL CONSIDERATIONS

Waste Disposal

Comply with Federal, State, and local regulations. If approved, may be diluted and drained to a municipal sewer or waste treatment plant. May be diluted and drained through a scrap metal pit (iron, copper, etc.) to reduce peroxide concentration. Hydrogen peroxide may be an RCRA regulated hazardous waste upon disposal due to the oxidizing characteristic under the ignitability category.

IMPORTANT: While Brenntag believes that the information contained herein to be accurate, Brenntag makes no representation or warranty, express, implied or otherwise regarding and assumes no liability for the accuracy or completeness of the information.
The Buyer assumes all responsibility for using and handling the Product in accordance with applicable federal, state, and local regulations.
This MSDS shall not in any way limit or preclude the operation and effect of any of the provisions of Brenntag's terms and conditions of sale.

TRANSPORTATION INFORMATION

Shipping Information - U.S.A.

DOT(49CFR)/IMO

Proper Shipping Name	:	Hydrogen Peroxide, aqueous solutions
Hazard Class	:	5.1
UN No.	:	2014
DOT/IMO Label	:	OXIDIZER, CORROSIVE
Subsidiary Hazard Class	:	8
Packing Group	:	II

Shipping Containers: Tank Railcars.
Tank Trailers.

ISO (Sea) Tanks.

Drums | - not handled directly by Kemira
Bottles |

Shipping Information - Canada

TDG Act

Proper Shipping Name	:	Hydrogen Peroxide Aqueous Solutions
Class	:	5.1 (8)
Packing Group	:	II
UN #	:	2014

IMPORTANT: While Brenntag believes that the information contained herein to be accurate, Brenntag makes no representation or warranty, express, implied or otherwise regarding and assumes no liability for the accuracy or completeness of the information.
The Buyer assumes all responsibility for using and handling the Product in accordance with applicable federal, state, and local regulations.
This MSDS shall not in any way limit or preclude the operation and effect of any of the provisions of Brenntag's terms and conditions of sale.

TMC CHEMICALS, INCORPORATED

P.O. BOX 5430
PARSIPPANY, NJ 07054

PHONE: 973-560-1400
FAX: 973-560-0400

MATERIAL SAFETY DATA SHEET

SECTION 1 - MATERIAL IDENTIFICATION

PRODUCT NAME	ISOTEC[SM] Catalyst Series 4260 Component-A Powder Mix

ISOTEC[SM] is a registered service mark of In-Situ Oxidative Technologies, Inc.

MANUFACTURER	TMC Chemicals, Inc. P.O. Box 5430 Parsippany, NJ 07054
EMERGENCY TELEPHONE NUMBER(S)	(973) 560-1400 (Northern NJ) (609) 275-8500 (Southern NJ)
DATE PREPARED:	January 1996 (Revised, 1/04)
C.A.S. CHEMICAL NAME	Not Applicable (Mixture)
SYNONYMS	None
CHEMICAL FAMILY	Not Applicable
EMPIRICAL FORMULA	MIXT
INTENDED USE	Catalyst

Catalyst is a mixture that has been tested as a whole in determining hazards

SECTION 2 - INGREDIENTS

CAS Number and Chemical Name	%	OSHA ACGIH PEL/TLV-TWA ppm - mg/M^3	ACGIH STEL-TWA ppm - mg/M^3
Catalyst is a trade secret	100	OSHA = None NIOSH = 1 mg/m^3	Oral LD50 Not Evaluated (1510 mg/m^3 Rat)

Catalyst is not listed as a known or suspect carcinogen by NTP or IARC

SECTION 3 - HEALTH HAZARDS

EMERGENCY OVERVIEW

Applicable properties are relevant to the mixture as a whole when certain proprietary ingredients present at their highest concentrations. Please note that the effects are normally lower for a typical mixture with smaller concentrations of these ingredients present.

ROUTES OF EXPOSURE

Inhalation, Skin Contact, Ingestion

EXPOSURE STANDARDS

See Section 2 for exposure standards on ingredients

HEALTH HAZARDS

May irritate eyes, skin and mucous membranes; harmful if inhaled or swallowed

TARGET ORGANS

Eyes, respiratory tract

SIGNS AND SYMPTOMS OF EXPOSURE (Acute and Chronic effects)

Irritant to mucous membranes and upper respiratory tract; may cause eye and skin irritation, stomach ache, breathing difficulty

MEDICAL CONDITIONS GENERALLY AGGRAVATED BY EXPOSURE

None known

IRRITATION EFFECTS DATA

Not Evaluated

ACUTE TOXICITY EFFECTS DATA

Oral LD50 - Not Evaluated (1510 mg/m^3 Rat)
Dermal LD50 - Not Evaluated

OTHER ACUTE EFFECTS

Not Evaluated

CHRONIC/SUBCHRONIC DATA

Not Evaluated

MATERIAL SAFETY DATA SHEET

SECTION 4 - FIRST AID

EYE CONTACT

Hold eyelids apart and immediately flush eyes with plenty of water for at least 15 minutes. Call a physician.

SKIN CONTACT

Wash affected area immediately with soap and water.

INHALATION

In case of inhalation or suspected inhalation, move patient at once to fresh air and call a physician. Keep patient absolutely quiet. If breathing has stopped or is labored, give assisted respiration (e.g., mouth-to-mouth). Supplemental oxygen may be indicated.

INGESTION

If swallowed, call a physician immediately. Induce vomiting or remove stomach contents by gastric suction only as directed by medical personnel. Wash mouth with plenty of water. Never give anything by mouth to an unconscious person.

SECTION 5 - FIRE AND EXPLOSION DATA

CHARACTERISTICS:

Flash Point	None
Upper Explosive Limit (UEL)	Not Applicable
Lower Explosive Limit (LEL)	Not Applicable
Autoignition Temperature	Not Applicable
Flash Point Method(s)	None
Unusual Fire & Explosion Hazards	None
Fire Hazard Classification (OSHA/NFPA)	None

EXTINGUISHING MEDIA

In case of fire, flood with water.

SPECIAL FIRE FIGHTING PROCEDURES

Firefighters should wear butyl rubber boots, gloves, body suit and self-containing breathing apparatus. Use water spray to cool all affected containers. Avoid skin contact. Contain runoff water in dikes. Prevent stream contamination. Expended liquids from fire fighting should be diverted to an active sanitary sewer line.

UNUSUAL FIRE AND EXPLOSION HAZARDS

May emit sulfur oxide vapors under burning conditions. See Section 6 for hazardous combustion products.

MATERIAL SAFETY DATA SHEET

SECTION 6 - REACTIVITY DATA

CHEMICAL STABILITY

Stable

INCOMPATIBILITIES

Avoid mixing powder with strong oxidizing agents and alkalies

CONDITIONS TO AVOID

Contact with combustible materials, heat

HAZARDOUS COMBUSTION OR DECOMPOSITION PRODUCTS

Sulfur oxide vapors, such as SO_2 and SO_3

HAZARDOUS POLYMERIZATON

Will not occur

NFPA Reactivity Rating

None

SECTION 7 - SPILL, LEAK AND WASTE DISPOSAL INFORMATION

CLEAN-UP PROCEDURES

Sweep up and repackage or place in receptacle for future disposal.

OTHER EMERGENCY ADVISE

Avoid eye and skin contact. Wear protective clothing including gloves, safety goggles, breathing mask and coveralls when handling. Stored materials should be placed in a dry and reasonably temperature area, preferably below 75°F.

WASTE DISPOSAL

Remove to properly designated landfill. Observe all federal, state and local environmental regulations.

ENVIRONMENTAL EFFECTS

Data not yet available

SECTION 8 - PERSONAL PROTECTION/EXPOSURE CONTROLS

EYE PROTECTION

Splash proof goggles.

HAND PROTECTION

Impermeable gloves made of Nitrile or rubber.

RESPIRATORY PROTECTION

Wear appropriate NIOSH/MSHA-approved full-face respirator with HEPA cartridges for protection against excessive particulate matter/ dust

PROTECTIVE CLOTHING

Long sleeved clothing (e.g. cotton coveralls or Tyvek). Do not wear short trousers

ENGINEERING CONTROLS

Avoid drafts that may disperse material beyond the work area. Use light water spray for dust suppression

WORK AND HYGIENIC PRACTICES

Provide readily accessible eye wash stations. Wash at the end of each work shift and before eating, smoking or using the toilet

SECTION 9 - STORAGE AND HANDLING

STORAGE

Keep container tightly closed and dry. Keep in a cool place. Do not store next to strong oxidizers (e.g. hydrogen peroxide). Store approximately 10 feet away from oxidizers.

HANDLING

Do not inhale. Avoid contact with skin and eyes.

OTHER PRECAUTIONS:

Carefully read instructions before handling this material. Be sure that all engineering and personal protective equipment is in working order.

MATERIAL SAFETY DATA SHEET

SECTION 10 - PHYSICAL AND CHEMICAL PROPERTIES

PHYSICAL FORM	Powder
COLOR	Light Green
ODOR	None

TYPICAL PHYSICAL DATA

pH (10% aqueous)	3.5-3.9
VAPOR PRESSURE (mm Hg)	0
VAPOR DENSITY (Air = 1)	Not Applicable
BOILING POINT	Decomposition at 300°C
FREEZING/MELTING POINT	Not Applicable
SOLUBILITY IN WATER	57% by weight @ 158°
SPECIFIC GRAVITY (Water = 1)	1.899 @ 14°/ 8°C
EVAPORATION RATE (Butylacetate = 1)	Non Volatile
VISCOSITY (CPS)	Not Evaluated

SECTION 11 - TRANSPORTATION INFORMATION

UN No.	None Allocated
DOT SHIPPING NAME	No Data
IMO SHIPPING NAME	No Data
LATA SHIPPING NAME	No Data

The information set forth above is based upon information which TMC Chemicals, Inc. believes to be accurate. No warranty, express or implied, is intended. The information is provided solely for your information and consideration and TMC Chemical, Inc. assumes no legal responsibility for use or reliance thereon.

TMC CHEMICALS, INCORPORATED
P.O. BOX 5430 *PHONE: 973-560-1400*
PARSIPPANY, NJ 07054 *FAX: 973-560-0400*

MATERIAL SAFETY DATA SHEET

SECTION 1 - MATERIAL IDENTIFICATION

PRODUCT NAME	ISOTEC[SM] Catalyst-4260 Chelopolychempremox-B-2

ISOTEC is a registered servicemark of In-Situ Oxidative Technologies, Inc.

MANUFACTURER	TMC Chemicals, Inc. P.O. Box 5430 Parsippany, NJ 07054
EMERGENCY TELEPHONE NUMBER(S)	(973) 560-1400 (Northern NJ) (609) 275-8500 (Southern NJ)
DATE PREPARED:	January 1996 (revised, 3/06)
C.A.S. CHEMICAL NAME	Mixture
SYNONYMS	None
CHEMICAL FAMILY	Not Applicable
EMPIRICAL FORMULA	MIXT
INTENDED USE	Catalyst

SECTION 2 - INGREDIENTS

CAS Number and Chemical Name	%	OSHA ACGIH PEL/TLV-TWA ppm - mg/M^3	ACGIH STEL-TWA ppm - mg/M^3
Catalyst is a trade secret	100	Not established	Not established

This product is not listed as a known or suspect carcinogen by NTP or IARC

MATERIAL SAFETY DATA SHEET

SECTION 3 - HEALTH HAZARDS

EMERGENCY OVERVIEW

Applicable properties are relevant to the mixture as a whole when certain proprietary ingredients present at their highest concentrations. Please note that the effects are normally lower for a typical mixture with smaller concentrations of these ingredients present.

ROUTES OF EXPOSURE

Inhalation, Skin Contact, Ingestion

EXPOSURE STANDARDS

See Section 2 for exposure standards on ingredients

HEALTH HAZARDS

Eye and skin irritant, may be harmful if inhaled or swallowed

TARGET ORGANS

Kidney, Ureter, Bladder

SIGNS AND SYMPTOMS OF EXPOSURE (Acute and Chronic effects)

Irritant to mucous membranes and upper respiratory tract; may cause eye or skin irritation

MEDICAL CONDITIONS GENERALLY AGGRAVATED BY EXPOSURE

None Reported

IRRITATION EFFECTS DATA

Not Evaluated

ACUTE TOXICITY EFFECTS DATA

Oral LD50 - Not Evaluated (2150 mg/kg Rat)
Dermal LD50 - Not Evaluated

OTHER ACUTE EFFECTS

Not Evaluated

CHRONIC/SUBCHRONIC DATA

Not Evaluated

SECTION 4 - FIRST AID

EYE CONTACT

Hold eyelids apart and immediately flush eyes with plenty of water for at least 15 minutes. Call a physician.

SKIN CONTACT

Wash affected area immediately with soap and water.

INHALATION

In case of inhalation or suspected inhalation, move patient at once to fresh air and call a physician. Keep patient absolutely quiet. If breathing has stopped or is labored, give assisted respiration (e.g., mouth-to-mouth). Supplemental oxygen may be indicated.

INGESTION

If swallowed, call a physician immediately. Induce vomiting or remove stomach contents by gastric suction only as directed by medical personnel. Wash mouth with plenty of water. Never give anything by mouth to an unconscious person.

SECTION 5 - FIRE AND EXPLOSION DATA

CHARACTERISTICS:

Flash Point	Not Evaluated
Upper Explosive Limit (UEL)	Not Applicable
Lower Explosive Limit (LEL)	Not Applicable
Autoignition Temperature	Not Evaluated
Flash Point Method(s)	Not Specified
Fire Hazard Classification (OSHA/NFPA)	None

EXTINGUISHING MEDIA

In case of fire, flood with water.

SPECIAL FIRE FIGHTING PROCEDURES

Firefighters should wear butyl rubber boots, gloves, body suit and self containing breathing apparatus. Use water spray to cool all affected containers. Avoid skin contact. Contain runoff water in dikes. Prevent stream contamination. Expended liquids from fire fighting should be diverted to an active sanitary sewer line.

UNUSUAL FIRE AND EXPLOSION HAZARDS

May emit oxides of carbon, nitrogen, and sulfur under burning conditions.

MATERIAL SAFETY DATA SHEET

SECTION 6 - REACTIVITY DATA

CHEMICAL STABILITY

Stable

INCOMPATIBILITIES

Strong Oxidizing Agents. Do not mix with pure oxidizing agents

CONDITIONS TO AVOID

Contact with combustible materials, heat

HAZARDOUS COMBUSTION OR DECOMPOSITION PRODUCTS

Oxides of carbon, nitrogen and sulfur.

HAZARDOUS POLYMERIZATON

Will not occur

NFPA Reactivity Rating

None

SECTION 7 - SPILL, LEAK AND WASTE DISPOSAL INFORMATION

CLEAN-UP PROCEDURES

Do not mix combustible substances (e.g., sawdust) with spilled material. Do not raise dust while sweeping.

OTHER EMERGENCY ADVISE

Avoid eye and skin contact. Wear protective clothing.

WASTE DISPOSAL

Sweep up, place in a bag and hold for waste disposal. Dissolve or mix the material with a combustible solvent and burn in a chemical incinerator equipped with an afterburner and scrubber. Observe all federal, state and local environmental regulations.

ENVIRONMENTAL EFFECTS

Data not yet available

SECTION 8 - PERSONAL PROTECTION/EXPOSURE CONTROLS

EYE PROTECTION

Splash-proof goggles.

HAND PROTECTION

Impermeable gloves made of Nitrile or rubber.

RESPIRATORY PROTECTION

Wear appropriate NIOSH/MSHA-approved full-face respirator with HEPA cartridges for protection against particulate matter/ dust.

PROTECTIVE CLOTHING

Long sleeved clothing such as cotton coveralls or Tyvek.

ENGINEERING CONTROLS

Avoid drafts that may disperse material beyond the work area. Use light water spray for dust suppression.

WORK AND HYGIENIC PRACTICES

Provide readily accessible eyewash stations. Wash at the end of each work shift and before eating, smoking or using the toilet.

SECTION 9 - STORAGE AND HANDLING

STORAGE

Keep container tightly closed and dry. Keep in a cool place. Do not store near strong oxidizers (e.g. hydrogen peroxide). Store at least 10 feet away.

HANDLING

Do not inhale. Avoid contact with skin and eyes.

OTHER PRECAUTIONS:

Carefully read instructions before handling this material. Be sure that all engineering and personal protective equipment is in working order.

MATERIAL SAFETY DATA SHEET

SECTION 10 - PHYSICAL AND CHEMICAL PROPERTIES

PHYSICAL FORM	Powder
COLOR	White
ODOR	None

TYPICAL PHYSICAL DATA

pH (10% aqueous solution)	~ 5
VAPOR PRESSURE (mm Hg)	Non-Volatile
VAPOR DENSITY (Air = 1)	Non-Volatile
BOILING POINT	Not Applicable
FREEZING/MELTING POINT	~ 240°C
SOLUBILITY IN WATER	Soluble
SPECIFIC GRAVITY (Water = 1)	Not Evaluated
EVAPORATION RATE (Butylacetate = 1)	Non-Volatile
VISCOSITY (CPS)	Not Evaluated

SECTION 11 - TRANSPORTATION INFORMATION

UN No.	None Allocated
DOT SHIPPING NAME	No Data
IMO SHIPPING NAME	No Data
LATA SHIPPING NAME	No Data

The information set forth above is based upon information which TMC Chemicals, Inc. believes to be accurate. No warranty, express or implied, is intended. The information is provided solely for your information and consideration and TMC Chemical, Inc. assumes no legal responsibility for use or reliance thereon.

TMC CHEMICALS, INCORPORATED
P.O. BOX 5430 *PHONE: 973-560-1400*
PARSIPPANY, NJ 07054 *FAX: 973-560-0400*

MATERIAL SAFETY DATA SHEET

SECTION 1 - MATERIAL IDENTIFICATION

PRODUCT NAME	ISOTEC[SM] Catalyst-4260 Chelopolychempremox-B-4

ISOTEC is a registered servicemark of In-Situ Oxidative Technologies, Inc.

MANUFACTURER	TMC Chemicals, Inc. P.O. Box 5430 Parsippany, NJ 07054
EMERGENCY TELEPHONE NUMBER(S)	(973) 560-1400 (Northern NJ) (609) 275-8500 (Southern NJ)
DATE PREPARED:	January 1996 (revised, 3/06)
C.A.S. CHEMICAL NAME	Mixture
SYNONYMS	None
CHEMICAL FAMILY	Not Applicable
EMPIRICAL FORMULA	MIXT
INTENDED USE	Catalyst

SECTION 2 - INGREDIENTS

CAS Number and Chemical Name	%	OSHA ACGIH PEL/TLV-TWA ppm - mg/M^3	ACGIH STEL-TWA ppm - mg/M^3
Catalyst is a trade secret	100	Not established	Not established

This product is not listed as a known or suspect carcinogen by NTP or IARC

MATERIAL SAFETY DATA SHEET

SECTION 3 - HEALTH HAZARDS

EMERGENCY OVERVIEW

Applicable properties are relevant to the mixture as a whole when certain proprietary ingredients present at their highest concentrations. Please note that the effects are normally lower for a typical mixture with smaller concentrations of these ingredients present.

ROUTES OF EXPOSURE

Inhalation, Skin Contact, Ingestion

EXPOSURE STANDARDS

See Section 2 for exposure standards on ingredients

HEALTH HAZARDS

Eye and skin irritant, may be harmful if inhaled or swallowed

TARGET ORGANS

Kidney, Ureter, Bladder

SIGNS AND SYMPTOMS OF EXPOSURE (Acute and Chronic effects)

Irritant to mucous membranes and upper respiratory tract; may cause eye or skin irritation

MEDICAL CONDITIONS GENERALLY AGGRAVATED BY EXPOSURE

None Reported

IRRITATION EFFECTS DATA

Not Evaluated

ACUTE TOXICITY EFFECTS DATA

Oral LD50 - Not Evaluated (1000-2000 mg/kg Rat)
Dermal LD50 - Not Evaluated

OTHER ACUTE EFFECTS

Not Evaluated

CHRONIC/SUBCHRONIC DATA

Not Evaluated

SECTION 4 - FIRST AID

EYE CONTACT

Hold eyelids apart and immediately flush eyes with plenty of water for at least 15 minutes. Call a physician.

SKIN CONTACT

Wash affected area immediately with soap and water.

INHALATION

In case of inhalation or suspected inhalation, move patient at once to fresh air and call a physician. Keep patient absolutely quiet. If breathing has stopped or is labored, give assisted respiration (e.g., mouth-to-mouth). Supplemental oxygen may be indicated.

INGESTION

If swallowed, call a physician immediately. Induce vomiting or remove stomach contents by gastric suction only as directed by medical personnel. Wash mouth with plenty of water. Never give anything by mouth to an unconscious person.

SECTION 5 - FIRE AND EXPLOSION DATA

CHARACTERISTICS:

Flash Point	Not Evaluated
Upper Explosive Limit (UEL)	Not Applicable
Lower Explosive Limit (LEL)	Not Applicable
Autoignition Temperature	Not Evaluated
Flash Point Method(s)	Not Specified
Fire Hazard Classification (OSHA/NFPA)	None

EXTINGUISHING MEDIA

In case of fire, flood with water.

SPECIAL FIRE FIGHTING PROCEDURES

Firefighters should wear butyl rubber boots, gloves, body suit and self containing breathing apparatus. Use water spray to cool all affected containers. Avoid skin contact. Contain runoff water in dikes. Prevent stream contamination. Expended liquids from fire fighting should be diverted to an active sanitary sewer line.

UNUSUAL FIRE AND EXPLOSION HAZARDS

May emit oxides of carbon, nitrogen, and sulfur under burning conditions.

MATERIAL SAFETY DATA SHEET

SECTION 6 - REACTIVITY DATA

CHEMICAL STABILITY

Stable

INCOMPATIBILITIES

Strong Oxidizing Agents. Do not mix with pure oxidizing agents

CONDITIONS TO AVOID

Contact with combustible materials, heat

HAZARDOUS COMBUSTION OR DECOMPOSITION PRODUCTS

Oxides of carbon, nitrogen and sulfur.

HAZARDOUS POLYMERIZATON

Will not occur

NFPA Reactivity Rating

None

SECTION 7 - SPILL, LEAK AND WASTE DISPOSAL INFORMATION

CLEAN-UP PROCEDURES

Do not mix combustible substances (e.g., sawdust) with spilled material. Do not raise dust while sweeping.

OTHER EMERGENCY ADVISE

Avoid eye and skin contact. Wear protective clothing.

WASTE DISPOSAL

Sweep up, place in a bag and hold for waste disposal. Dissolve or mix the material with a combustible solvent and burn in a chemical incinerator equipped with an afterburner and scrubber. Observe all federal, state and local environmental regulations.

ENVIRONMENTAL EFFECTS

Data not yet available

SECTION 8 - PERSONAL PROTECTION/EXPOSURE CONTROLS

EYE PROTECTION

Splash-proof goggles.

HAND PROTECTION

Impermeable gloves made of Nitrile or rubber.

RESPIRATORY PROTECTION

Wear appropriate NIOSH/MSHA-approved full-face respirator with HEPA cartridges for protection against particulate matter/ dust.

PROTECTIVE CLOTHING

Long sleeved clothing such as cotton coveralls or Tyvek.

ENGINEERING CONTROLS

Avoid drafts that may disperse material beyond the work area. Use light water spray for dust suppression.

WORK AND HYGIENIC PRACTICES

Provide readily accessible eyewash stations. Wash at the end of each work shift and before eating, smoking or using the toilet.

SECTION 9 - STORAGE AND HANDLING

STORAGE

Keep container tightly closed and dry. Keep in a cool place. Do not store near strong oxidizers (e.g. hydrogen peroxide). Store at least 10 feet away.

HANDLING

Do not inhale. Avoid contact with skin and eyes.

OTHER PRECAUTIONS:

Carefully read instructions before handling this material. Be sure that all engineering and personal protective equipment is in working order.

MATERIAL SAFETY DATA SHEET

SECTION 10 - PHYSICAL AND CHEMICAL PROPERTIES

PHYSICAL FORM	Powder
COLOR	White
ODOR	None

TYPICAL PHYSICAL DATA

pH (10% aqueous solution)	~ 11
VAPOR PRESSURE (mm Hg)	Non-Volatile
VAPOR DENSITY (Air = 1)	Non-Volatile
BOILING POINT	Not Applicable
FREEZING/MELTING POINT	~ 300°C
SOLUBILITY IN WATER	Soluble
SPECIFIC GRAVITY (Water = 1)	Not Evaluated
EVAPORATION RATE (Butylacetate = 1)	Non-Volatile
VISCOSITY (CPS)	Not Evaluated

SECTION 11 - TRANSPORTATION INFORMATION

UN No.	None Allocated
DOT SHIPPING NAME	No Data
IMO SHIPPING NAME	No Data
LATA SHIPPING NAME	No Data

The information set forth above is based upon information which TMC Chemicals, Inc. believes to be accurate. No warranty, express or implied, is intended. The information is provided solely for your information and consideration and TMC Chemical, Inc. assumes no legal responsibility for use or reliance thereon.

TMC CHEMICALS, INCORPORATED
P.O. BOX 5430
PARSIPPANY, NJ 07054
PHONE: 973-560-1400
FAX: 973-560-0400

MATERIAL SAFETY DATA SHEET

SECTION 1 - MATERIAL IDENTIFICATION

PRODUCT NAME	ISOTEC[SM] Stabilizer 0875

ISOTEC is a registered servicemark of In-Situ Oxidative Technologies, Inc.

MANUFACTURER	TMC Chemical, Inc. P.O. Box 5430 Parsippany, NJ 07054
EMERGENCY TELEPHONE NUMBER(S)	(973) 560-1400 (Northern NJ) (609) 275-8500 (Southern NJ)
DATE PREPARED:	JANUARY 1996 (Revised, 8/00)
C.A.S. CHEMICAL NAME	Not Applicable (Mixture)
SYNONYMS	None
CHEMICAL FAMILY	Not Applicable
EMPIRICAL FORMULA	MIXT
INTENDED USE	Stabilizing Agent

SECTION 2 - INGREDIENTS

CAS Number and Chemical Name	%	OSHA ACGIH PEL/TLV-TWA ppm - mg/M^3	ACGIH STEL-TWA ppm - mg/M^3
Stabilizer is a trade secret	100	Not stablished	Not established

This product is not listed as a known or suspect carcinogen by NTP or IARC

MATERIAL SAFETY DATA SHEET

SECTION 3 - HEALTH HAZARDS

EMERGENCY OVERVIEW

ROUTES OF EXPOSURE

Inhalation, Skin Contact, Ingestion

EXPOSURE STANDARDS

No exposure standards have been established

HEALTH HAZARDS

Amount of respirable dust is low in the product; however, it may cause skin or eye irritation upon prolonged exposure. May be harmful if swallowed.

TARGET ORGANS

Skin and mucous membranes

SIGNS AND SYMPTOMS OF EXPOSURE (Acute and Chronic effects)

No published data on skin absorption, contact, inhalation or ingestion. Human industrial experience has shown no significant inhalation hazard nor skin irritation for low level long term exposure. May be a moderate irritant to unirrigated eyes and mildly irritating after irrigating eyes following overexposure.

MEDICAL CONDITIONS GENERALLY AGGRAVATED BY EXPOSURE

None reported

IRRITATION EFFECTS DATA

No Data

ACUTE TOXICITY EFFECTS DATA

Oral LD50 - No Data
Dermal LD50 - No Data

OTHER ACUTE EFFECTS

No Data

CHRONIC/SUBCHRONIC DATA

No Data

SECTION 4 - FIRST AID

EYE CONTACT

Hold eyelids apart and immediately flush eyes with plenty of water for at least 15 minutes. If irritation occurs and persists, call a physician.

SKIN CONTACT

Wash affected area immediately with soap and water.

INHALATION

In case of inhalation or suspected inhalation, move patient at once to fresh air.

INGESTION

Rinse mouth and dilute stomach contents with water or, preferably, with milk. Large doses may cause nausea, vomiting and diarrhea. Systematic oral toxicity is extremely rare and has consisted of acidosis and hypocalcemic tetany.

SECTION 5 - FIRE AND EXPLOSION DATA

CHARACTERISTICS:

Flash Point	None
Upper Explosive Limit (UEL)	None
Lower Explosive Limit (LEL)	None
Autoignition Temperature	No Data
Flash Point Method(s)	Not Applicable
Fire Hazard Classification (OSHA/NFPA)	None

EXTINGUISHING MEDIA

Product is noncombustible.

SPECIAL FIRE FIGHTING PROCEDURES

Not Applicable

UNUSUAL FIRE AND EXPLOSION HAZARDS

None

MATERIAL SAFETY DATA SHEET

SECTION 6 - REACTIVITY DATA

CHEMICAL STABILITY

Stable

INCOMPATIBILITIES

None

CONDITIONS TO AVOID

None

HAZARDOUS COMBUSTION OR DECOMPOSITION PRODUCTS

None

HAZARDOUS POLYMERIZATON

Will not occur

NFPA Reactivity Rating

None

SECTION 7 - SPILL, LEAK AND WASTE DISPOSAL INFORMATION

CLEAN-UP PROCEDURES

Material should be swept up for salvage or disposal.

OTHER EMERGENCY ADVISE

Avoid eye and skin contact. Wear appropriate protective clothing.

WASTE DISPOSAL

This product does not present a danger or hazard for disposal. May be disposed of in a properly designated landfill if needed.

ENVIRONMENTAL EFFECTS

Aquatic Toxicity unknown

SECTION 8 - PERSONAL PROTECTION/EXPOSURE CONTROLS

EYE PROTECTION

Wear chemical goggles when airborne dust is anticipated.

HAND PROTECTION

Impermeable gloves.

RESPIRATORY PROTECTION

Wear appropriate NIOSH/MSHA-approved respirator for dust protection if release of the product into the work area is expected.

PROTECTIVE CLOTHING

Long sleeved clothing to reduce exposed skin area.

ENGINEERING CONTROLS

Avoid drafts that may disperse material beyond the work area.

WORK AND HYGIENIC PRACTICES

Provide readily accessible eye wash stations. Wash at the end of each work shift and before eating, smoking or using the toilet.

SECTION 9 - STORAGE AND HANDLING

STORAGE

Keep container tightly closed and dry. Keep in a cool place.

HANDLING

Do not inhale. Avoid contact with skin and eyes.

OTHER PRECAUTIONS:

Carefully read instructions before handling this material. Be sure that all engineering and personal protective equipment is in working order.

MATERIAL SAFETY DATA SHEET

SECTION 10 - PHYSICAL AND CHEMICAL PROPERTIES

PHYSICAL FORM	Solid
COLOR	White
ODOR	None

TYPICAL PHYSICAL DATA

pH (1% solution)	4.6
VAPOR PRESSURE (mm Hg)	Non-Volatile
VAPOR DENSITY (Air = 1)	Non-Volatile
BOILING POINT	Not Applicable
FREEZING/MELTING POINT	253° C
SOLUBILITY IN WATER	20% by weight @ 25°C
SPECIFIC GRAVITY (Water = 1)	1.2
EVAPORATION RATE (Butylacetate = 1)	Non-Volatile
VISCOSITY (CPS)	No Data

SECTION 11 - TRANSPORTATION INFORMATION

UN No. 1481	
DOT SHIPPING NAME	No Data
IMO SHIPPING NAME	No Data
LATA SHIPPING NAME	No Data

The information set forth above is based upon information which TMC Chemical, Inc. believes to be accurate. No warranty, express or implied, is intended. The information is provided solely for your information and consideration and TMC Chemical, Inc. assumes no legal responsibility for use or reliance thereon.

MATERIAL SAFETY DATA SHEET

Klozur® CR

MSDS Ref. No.: F18-44-9
Date Approved: 01/03/2008
Revision No.: 1

This document has been prepared to meet the requirements of the U.S. OSHA Hazard Communication Standard, 29 CFR 1910.1200 and Canada's Workplace Hazardous Materials Information System (WHMIS) requirements.

1. PRODUCT AND COMPANY IDENTIFICATION

PRODUCT NAME: Klozur® CR

GENERAL USE: For chemical oxidation and aerobic bioremediation, petroleum hydrocarbon remediation, creosote remediation and partially halogenated hydrocarbon remediation.

MANUFACTURER

FMC CORPORATION
FMC Peroxygens
1735 Market Street
Philadelphia, PA 19103
(215) 299-6000 (General Information)
msdsinfo@fmc.com (Email - General Information)

EMERGENCY TELEPHONE NUMBERS

(303) 595-9048 (Medical - U.S. - Call Collect)

For leak, fire, spill, or accident emergencies, call:
(800) 424-9300 (CHEMTREC - U.S.A. & Canada)

2. HAZARDS IDENTIFICATION

EMERGENCY OVERVIEW:

- Odorless, off-white fine granular solid (may have separation or noticeable two-tone appearance).
- Oxidizer.
- Contact with combustibles may cause fire.
- Under fire conditions product may decompose releasing oxygen that intensifies fire.
- Decomposes in storage under conditions of moisture (water/water vapor) and/or excessive heat causing release of oxides of sulfur and oxygen that supports combustion. Decomposition could form a high temperature melt. See Section 10 ("Stability and Reactivity").
- Deluge container with water at safe distance or in protected area.
- May be severely irritating to the eyes.
- May be harmful if swallowed.

POTENTIAL HEALTH EFFECTS: Airborne dust may be irritating to eyes, nose, lungs, throat and skin upon contact. Exposure to high levels of dust may cause difficulty in breathing in sensitive persons.

3. COMPOSITION / INFORMATION ON INGREDIENTS

Chemical Name	CAS#	Wt.%	EC No.	EC Class
Proprietary Mixture			None	Not classified

COMMENTS: FMC is withholding the specific chemical identity under provision of the OSHA Hazard Communication Rule Trade Secrets (1910.1200(i)(1)). The specific chemical identity will be made available to health professionals in accordance with 29 CFR 1910.1200(i) (1) (2) (3) (4). This Material Safety Data Sheet provides information for employee training and hazard identification.

4. FIRST AID MEASURES

EYES: Immediately flush with water for at least 15 minutes, lifting the upper and lower eyelids intermittently. See a medical doctor or ophthalmologist immediately.

SKIN: Wash with plenty of soap and water. Get medical attention if irritation occurs and persists.

INGESTION: Rinse mouth with water. Dilute by giving 1 or 2 glasses of water. Do not induce vomiting. Never give anything by mouth to an unconscious person. See a medical doctor immediately.

INHALATION: Remove to fresh air. If breathing difficulty or discomfort occurs and persists, obtain medical attention.

NOTES TO MEDICAL DOCTOR: Direct contact with the eyes may have serious consequences; therefore, direct contact with eyes should be avoided. Contaminated external surfaces should be flooded with water, and direct eye contact deserves ophthalmologic evaluation. If ingested, gastrointestinal irritation but not caustic burns are to be expected; dilution with water indicated as may be gastric evacuation via emesis or lavage if large doses or severe irritation is evident.

5. FIRE FIGHTING MEASURES

EXTINGUISHING MEDIA: Deluge with plenty of water.

FIRE / EXPLOSION HAZARDS: Product is non-combustible. Under fire conditions, may decompose and release oxygen gas, which may intensify fire. Presence of water accelerates decomposition. Mixtures with polysulfide polymers may ignite.

FIRE FIGHTING PROCEDURES: Use flooding quantities of water. Use water spray to keep fire exposed containers cool. Do not use carbon dioxide or other gas filled fire extinguishers; they will have no effect on decomposition. Wear full protective clothing and self-contained breathing apparatus.

FLAMMABLE LIMITS: Non-combustible

SENSITIVITY TO IMPACT: Oxidizable materials can be ignited by grinding and may become explosive.

SENSITIVITY TO STATIC DISCHARGE: Not available

---

6. ACCIDENTAL RELEASE MEASURES

RELEASE NOTES: Confine and collect spill, put into an approved DOT container (do not return to original container) and isolate for disposal. Isolated material should be monitored for signs of decomposition (fuming / smoking). If spilled material is wet, dissolve with large quantities of water and dispose as a hazardous waste. Runoff to sewer may create fire or explosion hazard (do not flush powdered material into sewer). Dispose of wastes according to the method outlined in Section 13, "Disposal Considerations".

---

7. HANDLING AND STORAGE

HANDLING: Avoid contact by using personal protective equipment. Use respiratory protective equipment when release of airborne dust is expected. If compounded with organics or combustible materials be sure to exclude moisture. Use clean plastic or stainless steel scoops only.

STORAGE: Keep dry (reacts with moisture). Use first in, first out storage system. Store unopened in a cool, clean, dry place away from point sources of heat (e.g. steam pipes, radiant heaters, hot air vents or welding sparks). Keep container tightly closed when not in use. Avoid contamination of opened product. Avoid contact with reducing agents. In case of fire or decomposition (fuming / smoking) deluge with plenty of water to control decomposition. Fore storage, refer to NFPA Bulletin 430 on storage of liquid and solid oxidizing materials.

COMMENTS: VENTILATION: Provide mechanical general and/or local exhaust ventilation to prevent release of dust into work environment. Spills should be collected into suitable containers to prevent dispersion into the air. If ventilation is inadequate or not available, use dust respirator and eye protection.

8. EXPOSURE CONTROLS / PERSONAL PROTECTION

EXPOSURE LIMITS

Chemical Name	ACGIH	OSHA	Supplier
Proprietary Ingredient	5 mg/m^3 (TWA)	5 mg/m^3 (TWA)	5 mg/m^3 (TWA)
Proprietary Ingredient	0.1 mg/m^3 (TWA)		

ENGINEERING CONTROLS: Provide mechanical local exhaust ventilation to prevent release of dust into the work area. If release is expected use respiratory protection. Remove contaminated clothing immediately and wash before reuse.

PERSONAL PROTECTIVE EQUIPMENT

EYES AND FACE: Use cup type chemical goggles. Full face shield may be used.

RESPIRATORY: Use approved dust respirator with full face piece.

PROTECTIVE CLOTHING: Long sleeve shirt, impervious apron or clothing. Rubber or neoprene footwear.

GLOVES: Rubber or neoprene gloves. Thoroughly wash the outside of gloves with soap and water prior to removal. Inspect regularly for leaks.

9. PHYSICAL AND CHEMICAL PROPERTIES

ODOR:	Odorless
APPEARANCE:	Off-white fine granular solid
AUTOIGNITION TEMPERATURE:	Non-combustible
BOILING POINT:	No data available
COEFFICIENT OF OIL / WATER:	Not available
DENSITY / WEIGHT PER VOLUME:	(Bulk) 51.8 lbs/ft³ (loose)
EVAPORATION RATE:	Not applicable (Butyl Acetate = 1)
FLASH POINT:	Not applicable
MELTING POINT:	Decomposes on heating (About 275ºC)
OXIDIZING PROPERTIES:	Oxidizer
PERCENT VOLATILE:	Not applicable

pH:	11.2 slurry (1% solution)
SOLUBILITY IN WATER:	Sparingly soluble
SPECIFIC GRAVITY:	1 - 1.19 (5% to 30% slurries)
VAPOR DENSITY:	Not applicable (Air = 1)
VAPOR PRESSURE:	Not applicable

10. STABILITY AND REACTIVITY

CONDITIONS TO AVOID:	Heat (decomposes at 275ºC), moisture, reducing agents. Grinding with organics.
STABILITY:	Stable (decomposition could occur when exposed to heat or moisture)
POLYMERIZATION:	Will not occur
INCOMPATIBLE MATERIALS:	Grinding mixtures with organics (oxidizable materials can be ignited by grinding and may become explosive); heavy metals. Grinding mixtures with organics (oxidizable materials can be ignited by grinding and may become explosive); heavy metals. Acids, alkalis, halides (fluorides, chlorides, bromides and iodides), combustible materials, most metals and heavy metals, oxidizable materials, other oxidizers, reducing agents, cleaners, and organic or carbon containing compounds. Contact with incompatible materials can result in a material decomposition or other uncontrolled reactions.
HAZARDOUS DECOMPOSITION PRODUCTS:	Oxygen that supports combustion and oxides of sulfur, nitrogen, and calcium hydroxide.

COMMENTS: PRECAUTIONARY STATEMENT: Use of persulfates in chemical reactions requires appropriate precautions and design considerations for pressure and thermal relief. Decomposing persulfates will evolve large volumes of gas and/or vapor, can accelerate exponentially with heat generation, and create significant and hazardous pressures if contained and not properly controlled or mitigated. Use with alcohols in the presence of water has been demonstrated to generate conditions that require rigorous adherence to process safety methods and standards to prevent escalation to an uncontrolled reaction.

11. TOXICOLOGICAL INFORMATION

EYE EFFECTS: No data available for the formulation.
Proprietary Component: Severely irritating to unwashed eyes; minimally irritating to washed eyes (rabbit) [FMC Ref. I88-1053]
Proprietary Component: Non-irritating (rabbit) [FMC Ref. ICG/T-79.029]

SKIN EFFECTS: No data available for the formulation.
Proprietary Component: Non-irritating (rabbit) [FMC Ref. I88-1054]
Proprietary Component: Non-irritating (rabbit) [FMC Ref. ICG/T-79.029]

DERMAL LD_{50}: No data available for the formulation.
Proprietary Component: > 10 g/kg (rat) [FMC Ref. ICG/T-79.026 and 79.029]

ORAL LD_{50}: No data available for the formulation.
Proprietary Component: > 5 g/kg (rat) [FMC Ref. I88-1052]
Proprietary Component: 895 mg/kg (rat) [FMC Ref. ICG/T-79.029]

INHALATION LC_{50}: No data available for the formulation.
Proprietary Component: > 17 mg/l (1 h) (rat) [FMC Ref. ICG/T-79.026]
Proprietary Component: 5.1 mg/l (rat) [FMC Ref. I95-2017]

SENSITIZATION: No data available for the formulation.
Proprietary Component: (Skin) May be sensitizing to allergic persons. [FMC Ref. ICG/T-79.029]

TARGET ORGANS: Eyes, skin, respiratory passages

ACUTE EFFECTS FROM OVEREXPOSURE: May be harmful if swallowed. Direct contact with the eyes may have serious consequences; therefore, direct contact with eyes should be avoided. Airborne dusts may be irritating to the nose, throat and lungs, causing wheezing and/or shortness of breath. Dusts may also be irritating to eyes and skin upon contact; therefore, flooding of exposed areas with water is suggested.

CHRONIC EFFECTS FROM OVEREXPOSURE: No data available for the product. Sensitive persons may develop dermatitis and asthma. One of the proprietary components was fed to groups of male and female rats at 0, 300 and 3,000 ppm in the diet for 13 weeks, followed by 5,000 ppm for 5 weeks. Microscopic examination of tissues revealed some injury to the gastrointestinal tract at the highest dose (3,000 ppm) only. This effect is not unexpected for an oxidizer at high concentrations.

CARCINOGENICITY:

NTP:	Not listed
IARC:	Not listed
OSHA:	Not listed
OTHER:	Not Listed (ACGIH)

12. ECOLOGICAL INFORMATION

ENVIRONMENTAL DATA: Biodegradability does not apply to inorganic substances. As indicated by chemical properties oxygen is released into the environment.

ECOTOXICOLOGICAL INFORMATION: No data available for the formulation.

Proprietary Component

Bluegill sunfish, 96-hour LC_{50} = 771 mg/L [FMC Study I92-1250]
Rainbow trout, 96-hour LC_{50} = 163 mg/L [FMC Study I92-1251]
Daphnia, 48-hour LC_{50} = 133 mg/L [FMC Study I92-1252]
Grass shrimp, 96-hour LC_{50} = 519 mg/L [FMC Study I92-1253]

13. DISPOSAL CONSIDERATIONS

DISPOSAL METHOD: Dissolve in water to allow the release of oxygen and dispose via a treatment system in accordance with governmental agencies regulations. Contact appropriate regulatory agency prior to disposal.

14. TRANSPORT INFORMATION

U.S. DEPARTMENT OF TRANSPORTATION (DOT)

PROPER SHIPPING NAME:	Oxidizing solid, n.o.s. (sodium persulfate, calcium peroxide)
PRIMARY HAZARD CLASS / DIVISION:	5.1 (Oxidizer)
UN/NA NUMBER:	UN 1479
PACKING GROUP:	II
LABEL(S):	5.1 (Oxidizer)
PLACARD(S):	5.1 (Oxidizer)
MARKING(S):	Oxidizing solid, n.o.s. (sodium persulfate, calcium peroxide), UN1479
ADDITIONAL INFORMATION:	Hazardous Substance/RQ: Not applicable 49 STCC Number: 4918733 This material is shipped in 45 lb. polyethylene pail with vented screw-on lid (approx 5.5 gallon)

INTERNATIONAL MARITIME DANGEROUS GOODS (IMDG)

PROPER SHIPPING NAME:	Oxidizing solid, n.o.s. (sodium persulfate, calcium peroxide)

INTERNATIONAL CIVIL AVIATION ORGANIZATION (ICAO) / INTERNATIONAL AIR TRANSPORT ASSOCIATION (IATA)

PROPER SHIPPING NAME:	Oxidizing solid, n.o.s. (sodium persulfate,

	calcium peroxide)
ADDITIONAL INFORMATION:	Combination packaging is recommended for air transport.

OTHER INFORMATION:

Place spilled product in suitable container and wash residue with plenty of water.
See Section 6 (Accidental Release Measures) above for additional instructions.

---

15. REGULATORY INFORMATION

UNITED STATES

SARA TITLE III (SUPERFUND AMENDMENTS AND REAUTHORIZATION ACT)

SECTION 311 HAZARD CATEGORIES (40 CFR 370):
Fire Hazard, Immediate (Acute) Health Hazard

SECTION 312 THRESHOLD PLANNING QUANTITY (40 CFR 370):
The Threshold Planning Quantity (TPQ) for this product, if treated as a mixture, is 10,000 lbs; however, this product contains the following ingredients with a TPQ of less than 10,000 lbs.:
None

SECTION 313 REPORTABLE INGREDIENTS (40 CFR 372):
Not listed

CERCLA (COMPREHENSIVE ENVIRONMENTAL RESPONSE COMPENSATION AND LIABILITY ACT)

CERCLA DESIGNATION & REPORTABLE QUANTITIES (RQ) (40 CFR 302.4):
Proprietary component: Unlisted, RQ = 100 lbs., Ignitability

TSCA (TOXIC SUBSTANCE CONTROL ACT)

TSCA INVENTORY STATUS (40 CFR 710):
Listed

RESOURCE CONSERVATION AND RECOVERY ACT (RCRA)
RCRA IDENTIFICATION OF HAZARDOUS WASTE (40 CFR 261):
Waste Number: D001

CANADA

WHMIS (WORKPLACE HAZARDOUS MATERIALS INFORMATION SYSTEM):

This product has been classified in accordance with the hazard criteria of the Controlled Products Regulations and the MSDS contains all the information required by the Controlled Products Regulations.

Hazard Classification / Division: C
D2B
D2A
E

Domestic Substance List: Listed (all components)

INTERNATIONAL LISTINGS

Proprietary Component
Australia (AICS): Listed
China: Listed
Japan (ENCS): (1)-190
Korea: KE-04597
Philippines (PICCS): Listed

Proprietary Component
Australia (AICS): Listed
China: Listed
Japan (ENCS): (1)-181
Korea: KE-04518
Philippines (PICCS): Listed

Proprietary Component
Australia (AICS): Listed
China: Listed
Japan (ENCS): (1)-1131
Korea: KE-12369
Philippines (PICCS): Listed

16. OTHER INFORMATION

HMIS

Health	2
Flammability	0
Physical Hazard	1
Personal Protection (PPE)	J

Protection = J (Safety goggles, gloves, apron & combination dust & vapor respirator)

HMIS = Hazardous Materials Identification System

Degree of Hazard Code:
4 = Severe
3 = Serious
2 = Moderate
1 = Slight
0 = Minimal

NFPA

Health	2
Flammability	0
Reactivity	1
Special	OX

SPECIAL = OX (Oxidizer)

NFPA = National Fire Protection Association

Degree of Hazard Code:
4 = Extreme
3 = High
2 = Moderate
1 = Slight
0 = Insignificant

REVISION SUMMARY:
New MSDS.

Klozur and FMC Logo - Trademarks of FMC Corporation

© 2008 FMC Corporation. All Rights Reserved.

FMC Corporation believes that the information and recommendations contained herein (including data and statements) are accurate as of the date hereof. NO WARRANTY OF FITNESS FOR ANY PARTICULAR PURPOSE, WARRANTY OF MERCHANTABILITY, OR ANY OTHER WARRANTY, EXPRESSED OR IMPLIED, IS MADE CONCERNING THE INFORMATION PROVIDED HEREIN. The information provided herein relates only to the specific product designated and may not be applicable where such product is used in combination with any other materials or in any process. It is a violation of Federal law to use this product in a manner inconsistent with its labeling. Further, since the conditions and methods of use are beyond the control of FMC Corporation, FMC Corporation expressly disclaims any and all liability as to any results obtained or arising from any use of the product or reliance on such information.

Olin
CHLOR ALKALI
PRODUCTS

MATERIAL SAFETY DATA

Sodium Hydroxide Solution, 50%

SECTION 1 – CHEMICAL PRODUCT AND COMPANY IDENTIFICATION

Δ

Manufacturer's name and address:

Olin Corporation – Chlor Alkali Products Division

CLEVELAND, TN OFFICE
490 Stuart Road NE
Cleveland, TN 37312-4918
U.S. • (423) 336-4850

Supplier's name and address:

Olin Canada, ULC d/b/a Olin Chlor Alkali Products

MONTREAL, QC OFFICE
2020 University, Suite 2190
Montreal, Quebec H3A 2A5
Canada • (514) 397-6100

Product Name: Sodium Hydroxide Solution, 50%

CAS#: 1310-73-2
MSDS Code: NaOH(50)-E
Preparation date (M/D/Y): 10/02/08
Revision date (M/D/Y): 02/08/11

Synonyms: Caustic soda liquid 50%, Soda lye, Lye, Liquid Caustic, Sodium Hydrate

Product Use: Neutralizing agent, industrial cleaner, pulping and bleaching, soap manufacturing

Emergency Contacts (24 hr.)

FOR INFORMATION REGARDING ON SITE CHEMICAL EMERGENCIES INVOLVING A SPILL OR LEAK, CALL

Δ

Canada: 1-800-567-7455
U.S.: 1-800-424-9300 – CHEMTREC

SECTION 2 – COMPOSITION / INFORMATION ON INGREDIENTS

	Hazardous Ingredient(s)	% (w/w)	ACGIH	CAS NO.
Δ	Sodium Hydroxide	49 – 52	2 mg/m^3 (TLV-C)	1310-73-2

SECTION 3 – HAZARD IDENTIFICATION

Emergency Overview: Odorless, clear, non-volatile liquid. EXTREMELY CORROSIVE! Causes severe burns on contact. Can cause blindness, permanent scarring and death. Aerosols can cause lung injury – effects may be delayed. Highly reactive. Can react violently with water and numerous commonly encountered materials, generating enough heat to ignite nearby combustible materials. Contact with many organic and inorganic chemicals may cause fire or explosion. Reacts with some metals to liberate hydrogen gas, which can form explosive mixtures with air. Will not burn. Harmful to aquatic life. Read the entire MSDS for a more thorough evaluation of the hazards.

Potential Health Effects:

Δ **Routes of exposure:** Inhalation, skin contact, eye contact and ingestion.

Inhalation: Sodium hydroxide does not readily form a vapor and inhalation exposure is likely to occur as an aerosol. Due to its corrosive nature, sodium hydroxide aerosols could cause pulmonary edema (severe, life-threatening lung injury). The development of pulmonary edema may be delayed up to 48 hours after exposure. The early symptoms of pulmonary edema include shortness of breath and tightness in the chest.

Skin Contact: EXTREMELY CORROSIVE! Sodium hydroxide is capable of causing severe burns with deep ulceration and permanent scarring. It can penetrate to deeper layers of skin and corrosion will continue until removed. The severity of injury depends on the concentration (solutions) and the duration of exposure. Burns may not be immediately painful; onset of pain may be delayed minutes to hours. Several human studies and case reports describe the corrosive effects of sodium hydroxide. A 4% solution of sodium hydroxide, applied to a volunteer's arm for 15 to 180 minutes, caused damage which progressed from destruction of cells of the hard outer layer of the skin within 15 minutes to total destruction of all layers of the skin in 60 minutes. Solutions as weak as 0.12% have damaged healthy skin within 1 hour.

Eye Contact: EXTREMELY CORROSIVE! The severity of injury increases with the concentration, the duration of exposure, and the speed of penetration into the eye. Damage can range from severe irritation and mild scarring to blistering, disintegration, ulceration, severe scarring and clouding. Conditions, which affect vision such as glaucoma and cataracts, are possible late developments. In severe cases, there is progressive ulceration and clouding of eye tissue which may lead to permanent blindness.

Ingestion: EXTREMELY CORROSIVE! Severe pain; burning of the mouth, throat and esophagus; vomiting; diarrhea; collapse and possible death may result.

Chronic Effects: SKIN: Repeated or prolonged skin contact would be expected to cause drying, cracking, and inflammation of the skin (dermatitis).

Existing Medical Conditions Possibly Aggravated by Exposure: Asthma, bronchitis, emphysema and other lung diseases and chronic nose, sinus or throat conditions. Skin irritation may be aggravated in individuals with existing skin disorders.

Carcinogenicity: Sodium hydroxide is not classified as a carcinogen by ACGIH (American Conference of Governmental Industrial Hygienists) or IARC (International Agency for Research on Cancer), not regulated as a carcinogen by OSHA (Occupational Safety and Health Administration), and not listed as a carcinogen by NTP (National Toxicology Program).

Δ **Other important hazards:** Refer to TOXICOLOGICAL INFORMATION (Section 11) for additional information.

SECTION 4 – FIRST AID MEASURES

General: If you feel unwell, IMMEDIATELY seek medical advice (show this document).

Inhalation: Move victim to fresh air. If breathing is difficult, oxygen may be beneficial if administered by trained personnel, preferably on a doctor's advice. Give artificial respiration ONLY if breathing has stopped. Do not use mouth-to-mouth method if victim ingested or inhaled the substance: induce artificial respiration with the aid of a pocket mask equipped with a one-way valve or other proper respiratory medical device. Give Cardiopulmonary Resuscitation (CPR) only if there is no pulse AND no breathing. Obtain medical attention IMMEDIATELY. Symptoms of pulmonary edema can be delayed up to 48 hours after exposure.

Skin Contact: Immediately flush skin with lukewarm water for at least 20 minutes, and up to 60 minutes if necessary. Under lukewarm water remove contaminated clothing, jewelry, and shoes. If irritation persists, repeat flushing. Obtain medical attention immediately. Discard contaminated clothing and shoes in a manner which limits further exposure.

Eye Contact: Immediately flush eyes with lukewarm water for at least 20 minutes, and up to 60 minutes if necessary. Hold eyelids open during flushing. If irritation persists, repeat flushing. Obtain medical attention IMMEDIATELY. Do not transport victim until the recommended flushing period is completed unless flushing can be continued during transport.

Ingestion: DO NOT INDUCE VOMITING. If victim is alert and not convulsing, rinse mouth and give as much water as possible to dilute material (8 to 10 oz. or 240 to 300 mL). If spontaneous vomiting occurs, have victim lean forward with head down, rinse mouth and administer more water. IMMEDIATELY transport victim to an emergency facility.

SECTION 5 – FIRE FIGHTING MEASURES

Flammability	Not applicable. Not combustible (does not burn).
Flash Point (method)	Not applicable.
Flammable Limits (Lower)	Not applicable
Flammable Limits (Upper)	Not applicable
Auto Ignition Temperature	Not applicable
Combustion and Thermal Decomposition Products	Sodium oxide fumes
Rate of Burning	Not applicable
Explosive Power	Not applicable
Sensitivity to Mechanical Impact	Not sensitive ; stable material
Sensitivity to Static Charge	Not applicable

Fire and Explosion Hazards: Sodium hydroxide will not burn or support combustion. The reaction of sodium hydroxide with water and a number of commonly encountered materials (see Section 10) can generate sufficient heat to ignite nearby combustible materials. Sodium hydroxide can react with metals, such as aluminum, tin and zinc, to form flammable hydrogen gas.

Extinguishing Media: Use extinguishing media suitable for the surrounding fire. If water is used, care should be taken, since it can generate heat and cause spattering if applied directly to sodium hydroxide.

Special Information: Evacuate area and fight fire from a safe distance or a protected location. Approach fire from upwind. If possible, isolate materials not involved in the fire and protect personnel. Move containers from fire area if it can be done without risk.

Water can be used with extreme caution to extinguish a fire in an area where sodium hydroxide is stored. The water must not come into contact with the sodium hydroxide. Water can be used in flooding quantities as a spray or fog to keep fire-exposed containers cool and absorb heat. At high temperatures, fuming may occur, giving off a strong, corrosive gas. Do not enter without wearing specialized protective equipment suitable for the situation.

Evacuation: If tank or tank truck involved in a fire, ISOLATE and consider evacuation of one-half (1/2) mile (800 meters) in all directions.

Fire Fighting Protective Equipment: Firefighter's normal protective clothing (Bunker Gear) will not provide adequate protection. Chemical resistant clothing (e.g. chemical splash suit) and positive pressure self-contained breathing apparatus (MSHA/NIOSH approved or equivalent) may be necessary.

NOTE: Also see "Section 10 - Stability and Reactivity"

SECTION 6 – ACCIDENTAL RELEASE MEASURES

Spills, Leaks, or Releases:

- Restrict access to area until completion of clean up. Ensure trained personnel conduct clean up. Ventilate area.
- Wear adequate personal protective equipment (See Section 8). Do not touch spilled material.
- Prevent entry into sewers or waterways.
- Land spill of sodium hydroxide: Solutions should be contained by diking with inert material, such as sand or earth. Solutions can be recovered or carefully diluted with water and cautiously neutralized with acids such as acetic acid or hydrochloric acid.
- Water spill: Neutralize with dilute acid.
- Comply with Federal, Provincial/State and local regulations on reporting releases.

Deactivating Chemicals: Weak acid solutions (acetic, hydrochloric or sulfuric acid).

Waste Disposal Methods: Dispose of waste material at an approved waste treatment/disposal facility, in accordance with applicable regulations. Do not dispose of waste with normal garbage or to sewer systems.

Note - Clean-up material may be a RCRA Hazardous Waste on disposal.
- Spills are subject to CERCLA reporting requirements: RQ = 1000 lbs. (454 kg).

SECTION 7 – HANDLING AND STORAGE

Precautions: EXTREMELY CORROSIVE! Have emergency equipment (for fires, spills, leaks, etc.) readily available. Ensure all containers are labeled. Wear appropriate Personal Protection Equipment *(Refer to Section 8)*. People working with this chemical should be properly trained regarding its hazards and its safe use.

Handling Procedures and Equipment: Use smallest possible amounts in designated areas with adequate ventilation. Keep containers closed when not in use. Empty containers may contain hazardous residues. Avoid generating mists. Transfer solutions using equipment, which is corrosion-resistant. Cautiously, transfer into sturdy containers made of compatible materials. Never return contaminated material to its original container. Considerable heat is generated when diluted with water. Proper handling procedures must be followed to prevent vigorous boiling, splattering or violent eruption of the diluted solution. Never add water to a sodium hydroxide solution. **ALWAYS ADD SODIUM HYDROXIDE TO WATER** and provide agitation. When mixing with water, stir small amounts in slowly. Use cold water to prevent excessive heat generation.

Storage Requirements: Store in a cool, dry, well-ventilated area. Keep containers tightly closed when not in use and when empty. Protect from damage. Store away from incompatible materials such as strong acids, nitroaromatic, nitroparaffinic or organohalogen compounds. See Section 10 for Incompatibles. Use corrosion-resistant structural materials and lighting and ventilation systems in the storage area. Containers made of nickel alloys are preferred. Steel containers are acceptable if temperatures are not elevated. Nickel is the preferred metal for handling this product. Plastics or plastic-lined steel, or FRP tanks of Derakane vinyl ester resin may be suitable. Container contents may develop pressure after prolonged storage. Drums may need to be vented. Trained personnel should only perform venting.

Storage Temperature: Avoid freezing. Do not expose sealed containers to temperatures above 40ºC (104ºF).

SECTION 8 – EXPOSURE CONTROLS / PERSONAL PROTECTION

PREVENTIVE MEASURES

Recommendations listed in this section indicate the type of equipment which will provide protection against over exposure to this product. Conditions of use, adequacy of engineering or other control measures, and actual exposures will dictate the need for specific protective devices at your workplace.

Engineering Controls: Local exhaust ventilation should be applied wherever there is an incidence of point source emissions or dispersion of regulated contaminants in the work area. Ventilation control of the contaminant as close to its point of generation is both the most economical and safest method to minimize personnel exposure to airborne contaminants. The most effective measures are the total enclosure of processes and the mechanization of handling procedures to prevent all personal contact.

PERSONAL PROTECTIVE EQUIPMENT

Maintain eye wash fountain and quick-drench facilities in work area. Detailed requirements for personal protective equipment should be established on a site-specific basis.

Eye Protection: Wear full face-shield and chemical safety goggles when there is potential for contact.

Skin Protection: Wear appropriate personal protective clothing to prevent skin contact.

Guidelines for sodium hydroxide solutions, 30-70%:

RECOMMENDED (resistance to breakthrough longer than 8 hours): Butyl rubber; natural rubber, neoprene rubber, nitrile rubber, polyethylene, polyvinyl chloride, Teflon™, Viton™, Saranex™, 4H™, Barricade™, CPF 3™, Responder™, Trellchem HPS™, Tychem 10000™.

NOT RECOMMENDED for use (resistance to breakthrough less than 1 hour): Polyvinyl alcohol.

Respiratory Protection:
Up to 10 mg/m^3: Supplied Air Respirator (SAR) operated in a continuous-flow mode, eye protection needed; or full face-piece respirator with high-efficiency particulate filter(s); or powered air-purifying respirator with dust and mist filter(s), eye protection needed; or full face-piece Self-Contained Breathing Apparatus (SCBA); or full face-piece SAR.

Emergency or Planned Entry into Unknown Concentrations or IDLH Conditions: Positive pressure, full face-piece SAR; or positive pressure, full face-piece SAR with an auxiliary positive pressure SAR.

ESCAPE: Full face-piece respirator with high-efficiency particulate filter(s); or escape-type SCBA.

EXPOSURE GUIDELINES

PRODUCT: Sodium hydroxide:

	ACGIH Ceiling Exposure Limit (TLV-C)	2 mg/m^3
Δ	OSHA PEL-TWA	2 mg/m^3
	NIOSH IDLH	10 mg/m^3
	NIOSH REL:	C 2 mg/m^3

SECTION 9 – PHYSICAL AND CHEMICAL PROPERTIES

Alternate Name(s)	Caustic soda liquid 50%, Soda lye, Lye, Liquid Caustic, Sodium Hydrate
Chemical Name	Sodium hydroxide
Chemical Family	Alkali hydroxide
Molecular Formula	NaOH
Molecular Weight	40.01
Δ **Physical State and Appearance**	Clear-to-slightly turbid liquid
Odor	Odorless
pH	14.0 (Aqueous solution: 5%)
Vapor Pressure	0.2 kPa (1.5 mm Hg) at 20 ºC (68˚F) (50% solution)
Vapor Density (Air = 1)	Not applicable
Boiling Point	140 ºC (284 ºF) (50% solution)
Freezing Point	12 ºC (53.6 ºF) (50% solution)
Solubility (Water)	Soluble in all proportions
Specific Gravity	1.53 (50% solution) 15.5 ºC (60°F)
Evaporation Rate	Not applicable
Viscosity (cp):	78.3 at 20 ºC (68˚F)
Bulk Density (lbs/cu ft):	95.5
Coefficient of Oil/Water Distribution	Essentially zero

SECTION 10 – STABILITY AND REACTIVITY

Chemical Stability: Stable at room temperature.

Hazardous Decomposition Products: Thermal decomposition: sodium oxide fumes

Conditions to Avoid: Water. Keep away from incompatibles.

Incompatibility with other Substances: Sodium hydroxide reacts vigorously, violently or explosively with many organic and inorganic chemicals, such as strong acids, nitroaromatic, nitroparaffin and organohalogen compounds, glycols and organic peroxides. Reacts violently with water generating significant heat and dangerously spattering corrosive sodium hydroxide. Violently polymerizes acetaldehyde, acrolein or acrylonitrile. Produces flammable and explosive hydrogen gas if it reacts with sodium tetrahydroborate or certain metals such as aluminum, tin, or zinc. Can form spontaneously flammable chemicals upon contact with 1,2- dichloroethylene, trichloroethylene or tetrachloroethane. Can produce carbon monoxide upon contact with solutions of sugars, such as fructose, lactose and maltose.

Corrosivity to Metals: Corrosive to aluminum, tin, zinc, copper, and most alloys in which they are present including brass and bronze. Corrosive to steel at elevated temperatures above 40°C(104ºF).

Stability and Reactivity Comments: Slowly attacks glass at room temperature.

Hazardous Polymerization: Will not occur. However, it can induce hazardous polymerization of acetaldehyde, acrolein, and acrylonitrile.

SECTION 11 – TOXICOLOGICAL INFORMATION

For more toxicological information, refer to Section 3.

TOXICOLOGICAL DATA:

Toxicological Data: Sodium hydroxide

Toxicity data: LDLo - Lowest published lethal dose oral rabbit 500 mg /kg ; LD_{50} intraperitoneal mouse 40 mg/kg

Irritation data: Standard Draize Tests: 500 mg/24 hour(s) skin-rabbit severe; 400 µg eyes-rabbit mild; 1 percent eyes-rabbit severe;

Mutagenicity: There is no evidence of mutagenic potential.

Reproductive Effects: No information is available.

Teratogenicity and Fetotoxicity: No information is available.

Synergistic Materials: No information is available.

Skin and Respiratory Sensitization: No information is available.

Irritancy: Strong eye and skin irritant.

SECTION 12 – ECOLOGICAL INFORMATION

Ecotoxicological Information:

LC_{100} Cyprinus Carpio 180 ppm/24 hr @ 25°C (77°F)
TLm mosquito fish 125 ppm/96 hr (fresh water);
TLm Bluegill 99 mg/L/48 hr (tap water)

Persistence and Degradation: Degrades readily by reacting with natural carbon dioxide in the air. Does not bioaccumulate.

SECTION 13 – DISPOSAL CONSIDERATIONS

Review federal, state and local government requirements prior to disposal.

Do not dispose of waste with normal garbage, or to sewer systems.

Whatever cannot be saved for recovery or recycling, including containers, should be managed in an appropriate and approved waste disposal facility. Processing, use or contamination of this product may change the waste management options.

RCRA: Test waste material for corrosivity, D002, prior to disposal.

SECTION 14 – TRANSPORT INFORMATION

	TDG	DOT
Shipping Name	SODIUM HYDROXIDE, SOLUTION	Sodium hydroxide, solution
Hazard Class/Division	8	8
Identification No.	UN1824	UN1824
Packing Group:	II	II
Reportable Quantity	Not Applicable	RQ: 1000 lbs. (454 kg)
ERAP	NONE	Not Applicable

Δ **IATA/ICAO Shipping Description:** UN1824, Sodium hydroxide solution, Class 8, PG II is accepted for air transport.

Δ **For Chemical Emergencies in Transportation Requiring Activation of Olin 24 Hour Emergency Response Plan Call:**
U.S. 1-800-424-9300 – Chemtrec
Canada 1-800-567-7455

SECTION 15 – REGULATORY INFORMATION

Δ **CANADIAN INFORMATION:**

This product has been classified in accordance with the hazard criteria of the CPR (Controlled Products Regulations) and this MSDS (Material Safety Data Sheet) contains all the information required by the CPR.

Controlled Products Regulations (WHMIS) Classification:
E: Corrosive Material

CEPA / Canadian Domestic Substances List (DSL): Y

WHMIS Ingredient Disclosure List: Meets criteria for disclosure at 1% or greater.

Δ **USA INFORMATION:**

OSHA Classification: Hazardous by definition of Hazard Communication Standard (29 CFR 1910.1200)

SARA Regulations sections 313 and 40 CFR 372: N

SARA Hazard Categories, SARA SECTIONS 311/312 (40 CFR 370.2):
ACUTE: Y
CHRONIC: N
FIRE: N
REACTIVE: Y
SUDDEN RELEASE: N
OSHA PROCESS SAFETY (29 CFR 1910.119): N

CERCLA SECTION 103 (40 CFR 302.4): Y

Reportable Quantity (RQ) under CERCLA: 1000 lbs. (454 kg)

TSCA Inventory Status: Y

This product does not contain nor is it manufactured with ozone depleting substances.

Δ **EUROPEAN ECONOMIC COMMUNITY (EEC) INFORMATION:**

EINECS Number: 215-185-5

CALIFORNIA PROP 65 COMPONENTS:
This product is not listed, but it may contain elements known to the State of California to cause cancer or reproductive toxicity as listed under Proposition 65 State Drinking Water and Toxic Enforcement Act. For additional information, contact Olin Technical Services (800-299-6546)

SECTION 16 – OTHER INFORMATION

Δ **The information contained herein is offered only as a guide to the handling of this specific material and has been prepared in good faith by technically knowledgeable personnel. It is not intended to be all-inclusive and the manner and conditions of use and handling may involve other and additional considerations. No warranty of any kind is given or implied and Olin will not be liable for any damages, losses, injuries or consequential damages that may result from the use of or reliance on any information contained herein. This Material Safety Data Sheet is valid for three years.**

Revision Indicators:
Δ In the left margin indicates a revision or addition of information since the previous issue.

National Fire Protection Association (NFPA) Rating
Hazardous Materials Identification System (HMIS) Rating

Δ

	NFPA	HMIS
HEALTH	3	3
FIRE	0	0
REACTIVITY / INSTABILITY	1	1
SPECIAL HAZARDS	N/Ap	N/Ap

4 = Extreme/Severe
3 = High/Serious
2 = Moderate
1 = Slight
0 = Minimum
~~W~~ = Water Reactive
OX = Oxidizer
* = Chronic health hazard

Δ **REFERENCES:**

1. Chemlist, STN Database, Chemical Abstract Service, 1999
2. "CHEMINFO", CCOHS, Canadian Centre for Occupational Health and Safety, Hamilton, Ontario, Canada, (2008).
3. DOSE, Royal Society of Chemistry, Aug 27, 1999.
4. HSDB- Hazardous Substances Data Bank, CCOHS, 2008.
5. RTECS-Registry of Toxic Effects of Chemical Substances, On-line search, Canadian Centre for Occupational Health and Safety RTECS database, Doris V. Sweet, Ed., National Institute for Occupational Safety and Health, U.S. Dept. of Health and Human Services, Cincinnati, Entry Update/ August 2007.
6. "2008 Threshold Limit Values and Biological Exposure Indices", American Conference of Government Industrial Hygienists, 2008.
7. Merck, 11th Edition, 1989

Δ **LEGEND:**

ACGIH - American Conference of Governmental Industrial Hygienists
AFFF - Aqueous Film Forming Foam
AIHA - American Industrial Hygiene Association
CAS # - Chemical Abstracts Service Registry Number
CERCLA - Comprehensive Environmental Response, Compensation, and Liability Act
CFR - Code of Federal Regulations
DOT - Department of Transportation
EINECS - European Inventory of Existing Chemical Substances
EPA - Environmental Protection Agency
ERAP - Emergency Response Assistance Plan
IATA - International Air Transportation Association
ICAO - International Civil Aviation Organization
FRP - Fiberglass Reinforced Plastic
HMIS - Hazardous Materials Identification System
IARC - International Agency for Research on Cancer
IDLH - Immediately Dangerous to Life and Health
LC50 - The concentration of material in air expected to kill 50% of a group of test animals
LD_{50} - Lethal Dose expected to kill 50% of a group of test animals
MSHA - Mine Safety and Health Administration
N/Ap - Not Applicable
N/Av - Not Available
NFPA - National Fire Protection Association
NIOSH - National Institute for Occupational Safety and Health
NTP - National Toxicology Program
OSHA - Occupational Safety & Health Administration
PEL - Permissible Exposure Limit
PVC - Polyvinyl chloride
RCRA - Resource Conservation and Recovery Act
SARA - Superfund Amendments and Reauthorization Act of the U.S. EPA
STEL - Short Term Exposure Limit
TDG - Transportation of Dangerous Goods Act/Regulations
TLV - Threshold Limit Value
TSCA - Toxic Substances Control Act
TWA - Time Weighted Average
WEEL - Workplace Environmental Exposure Level
WHMIS - Workplace Hazardous Materials Identification System

Appendix C
Laboratory Analytical Reports

Pace Analytical Services, Inc.
9608 Loiret Blvd.
Lenexa, KS 66219
(913)599-5665

May 29, 2014

Wendy Stonestreet
Environ International Corporation
7500 College Blvd Ste 925
Overland Park, KS 66210

RE: Project: Fort Smith, AR
Pace Project No.: 60169986

Dear Wendy Stonestreet:
Enclosed are the analytical results for sample(s) received by the laboratory on May 23, 2014. The results relate only to the samples included in this report. Results reported herein conform to the most current TNI standards and the laboratory's Quality Assurance Manual, where applicable, unless otherwise noted in the body of the report.

If you have any questions concerning this report, please feel free to contact me.

Sincerely,



Mary Jane Walls
maryjane.walls@pacelabs.com
PM Lab Management

Enclosures

cc: EDD, Environ_AR
Tamara Gleason, ENVIRON International Corporation
Wayne Weber, Environ

REPORT OF LABORATORY ANALYSIS

This report shall not be reproduced, except in full,
without the written consent of Pace Analytical Services, Inc..

Pace Analytical Services, Inc.
9608 Loiret Blvd.
Lenexa, KS 66219
(913)599-5665

CERTIFICATIONS

Project: Fort Smith, AR
Pace Project No.: 60169986

Kansas Certification IDs
9608 Loiret Boulevard, Lenexa, KS 66219
WY STR Certification #: 2456.01
Arkansas Certification #: 13-012-0
Illinois Certification #: 003097
Iowa Certification #: 118
Kansas/NELAP Certification #: E-10116
Louisiana Certification #: 03055
Nevada Certification #: KS000212008A
Oklahoma Certification #: 9205/9935
Texas Certification #: T104704407-13-4
Utah Certification #: KS000212013-3
Illinois Certification #: 003097

REPORT OF LABORATORY ANALYSIS

This report shall not be reproduced, except in full,
without the written consent of Pace Analytical Services, Inc..

Pace Analytical Services, Inc.
9608 Loiret Blvd.
Lenexa, KS 66219
(913)599-5665

SAMPLE SUMMARY

Project: Fort Smith, AR
Pace Project No.: 60169986

Lab ID	Sample ID	Matrix	Date Collected	Date Received
60169986001	**MW-24-20140522**	Water	05/22/14 16:03	05/23/14 18:40
60169986002	**MW-23-20140522**	Water	05/22/14 17:21	05/23/14 18:40
60169986003	**IW-106-20140523**	Water	05/23/14 09:16	05/23/14 18:40
60169986004	**IW-108-20140523**	Water	05/23/14 10:35	05/23/14 18:40
60169986005	**IW-109-20140523**	Water	05/23/14 11:48	05/23/14 18:40
60169986006	**IW-101-20140523**	Water	05/23/14 12:48	05/23/14 18:40
60169986007	**IW-130-20140523**	Water	05/23/14 14:37	05/23/14 18:40
60169986008	**MW-83-20140523**	Water	05/23/14 15:49	05/23/14 18:40
60169986009	**TRIP BLANK**	Water	05/22/14 07:00	05/23/14 18:40

This report shall not be reproduced, except in full,
without the written consent of Pace Analytical Services, Inc..

Pace Analytical Services, Inc.
9608 Loiret Blvd.
Lenexa, KS 66219
(913)599-5665

SAMPLE ANALYTE COUNT

Project: Fort Smith, AR
Pace Project No.: 60169986

Lab ID	Sample ID	Method	Analysts	Analytes Reported	Laboratory
60169986001	**MW-24-20140522**	EPA 5030B/8260	PRG	38	
60169986002	**MW-23-20140522**	EPA 5030B/8260	PRG	38	
60169986003	**IW-106-20140523**	EPA 5030B/8260	PRG	38	
60169986004	**IW-108-20140523**	EPA 5030B/8260	PRG	38	
60169986005	**IW-109-20140523**	EPA 5030B/8260	PRG	38	
60169986006	**IW-101-20140523**	EPA 5030B/8260	PRG	38	
60169986007	**IW-130-20140523**	EPA 5030B/8260	PRG	38	
60169986008	**MW-83-20140523**	EPA 5030B/8260	PRG	38	
60169986009	**TRIP BLANK**	EPA 5030B/8260	PRG	38	

This report shall not be reproduced, except in full,
without the written consent of Pace Analytical Services, Inc..

Pace Analytical Services, Inc.
9608 Loiret Blvd.
Lenexa, KS 66219
(913)599-5665

PROJECT NARRATIVE

Project: Fort Smith, AR
Pace Project No.: 60169986

Method: **EPA 5030B/8260**
Description: 8260 MSV
Client: Environ_AR
Date: May 29, 2014

General Information:
9 samples were analyzed for EPA 5030B/8260. All samples were received in acceptable condition with any exceptions noted below.

pH: Post-analysis pH measurement indicates insufficient VOA sample preservation.
- IW-130-20140523 (Lab ID: 60169986007)

Hold Time:
The samples were analyzed within the method required hold times with any exceptions noted below.

Initial Calibrations (including MS Tune as applicable):
All criteria were within method requirements with any exceptions noted below.

Continuing Calibration:
All criteria were within method requirements with any exceptions noted below.

Internal Standards:
All internal standards were within QC limits with any exceptions noted below.

Surrogates:
All surrogates were within QC limits with any exceptions noted below.

Method Blank:
All analytes were below the report limit in the method blank, where applicable, with any exceptions noted below.

QC Batch: MSV/61881

B: Analyte was detected in the associated method blank.
- BLANK for HBN 340075 [MSV/6188 (Lab ID: 1384820)
  - Chloroform

Laboratory Control Spike:
All laboratory control spike compounds were within QC limits with any exceptions noted below.

QC Batch: MSV/61881

L0: Analyte recovery in the laboratory control sample (LCS) was outside QC limits.
- LCS (Lab ID: 1384821)
  - Chloromethane

QC Batch: MSV/61919

L0: Analyte recovery in the laboratory control sample (LCS) was outside QC limits.
- LCS (Lab ID: 1385375)
  - 4-Methyl-2-pentanone (MIBK)

Matrix Spikes:
All percent recoveries and relative percent differences (RPDs) were within acceptance criteria with any exceptions noted below.

REPORT OF LABORATORY ANALYSIS

This report shall not be reproduced, except in full,
without the written consent of Pace Analytical Services, Inc..

Pace Analytical Services, Inc.
9608 Loiret Blvd.
Lenexa, KS 66219
(913)599-5665

PROJECT NARRATIVE

Project: Fort Smith, AR
Pace Project No.: 60169986

Method: **EPA 5030B/8260**
Description: 8260 MSV
Client: Environ_AR
Date: May 29, 2014

QC Batch: MSV/61881

A matrix spike and/or matrix spike duplicate (MS/MSD) were performed on the following sample(s): 60169969006

M0: Matrix spike recovery and/or matrix spike duplicate recovery was outside laboratory control limits.

- MS (Lab ID: 1384822)
  - Chloromethane
- MSD (Lab ID: 1384823)
  - Chloromethane

M1: Matrix spike recovery exceeded QC limits. Batch accepted based on laboratory control sample (LCS) recovery.

- MS (Lab ID: 1384822)
  - cis-1,2-Dichloroethene
- MSD (Lab ID: 1384823)
  - cis-1,2-Dichloroethene

QC Batch: MSV/61919

A matrix spike/matrix spike duplicate was not performed due to insufficient sample volume.

Additional Comments:

This data package has been reviewed for quality and completeness and is approved for release.

This report shall not be reproduced, except in full,
without the written consent of Pace Analytical Services, Inc..

Pace Analytical Services, Inc.
9608 Loiret Blvd.
Lenexa, KS 66219
(913)599-5665

ANALYTICAL RESULTS

Project: Fort Smith, AR
Pace Project No.: 60169986

Sample: MW-24-20140522 **Lab ID: 60169986001** Collected: 05/22/14 16:03 Received: 05/23/14 18:40 Matrix: Water

Parameters	Results	Units	Report Limit	MDL	DF	Prepared	Analyzed	CAS No.	Qual
8260 MSV	Analytical Method: EPA 5030B/8260								
Acetone	ND	ug/L	10.0	1.9	1		05/29/14 06:29	67-64-1	
Benzene	ND	ug/L	5.0	0.060	1		05/29/14 06:29	71-43-2	
Bromodichloromethane	ND	ug/L	5.0	0.19	1		05/29/14 06:29	75-27-4	
Bromoform	**0.27J**	ug/L	5.0	0.070	1		05/29/14 06:29	75-25-2	
Bromomethane	ND	ug/L	7.0	0.16	1		05/29/14 06:29	74-83-9	
2-Butanone (MEK)	ND	ug/L	10.0	0.59	1		05/29/14 06:29	78-93-3	
Carbon disulfide	ND	ug/L	10.0	0.12	1		05/29/14 06:29	75-15-0	
Carbon tetrachloride	ND	ug/L	5.0	0.18	1		05/29/14 06:29	56-23-5	
Chlorobenzene	ND	ug/L	5.0	0.21	1		05/29/14 06:29	108-90-7	
Chloroethane	ND	ug/L	10.0	0.15	1		05/29/14 06:29	75-00-3	
Chloroform	ND	ug/L	5.0	0.14	1		05/29/14 06:29	67-66-3	
Chloromethane	ND	ug/L	10.0	0.080	1		05/29/14 06:29	74-87-3	L3
Dibromochloromethane	ND	ug/L	5.0	0.21	1		05/29/14 06:29	124-48-1	
1,1-Dichloroethane	ND	ug/L	2.4	0.050	1		05/29/14 06:29	75-34-3	
1,2-Dichloroethane	ND	ug/L	5.0	0.12	1		05/29/14 06:29	107-06-2	
1,1-Dichloroethene	ND	ug/L	5.0	0.20	1		05/29/14 06:29	75-35-4	
cis-1,2-Dichloroethene	**1.2J**	ug/L	5.0	0.080	1		05/29/14 06:29	156-59-2	
trans-1,2-Dichloroethene	ND	ug/L	5.0	0.20	1		05/29/14 06:29	156-60-5	
1,2-Dichloropropane	ND	ug/L	5.0	0.16	1		05/29/14 06:29	78-87-5	
cis-1,3-Dichloropropene	ND	ug/L	1.0	0.14	1		05/29/14 06:29	10061-01-5	
trans-1,3-Dichloropropene	ND	ug/L	1.0	0.12	1		05/29/14 06:29	10061-02-6	
Ethylbenzene	ND	ug/L	5.0	0.18	1		05/29/14 06:29	100-41-4	
2-Hexanone	ND	ug/L	10.0	1.2	1		05/29/14 06:29	591-78-6	
Methylene chloride	ND	ug/L	5.0	0.15	1		05/29/14 06:29	75-09-2	
4-Methyl-2-pentanone (MIBK)	ND	ug/L	10.0	0.42	1		05/29/14 06:29	108-10-1	
Styrene	ND	ug/L	5.0	0.12	1		05/29/14 06:29	100-42-5	
1,1,2,2-Tetrachloroethane	ND	ug/L	1.0	0.15	1		05/29/14 06:29	79-34-5	
Tetrachloroethene	ND	ug/L	5.0	0.10	1		05/29/14 06:29	127-18-4	
Toluene	ND	ug/L	5.0	0.17	1		05/29/14 06:29	108-88-3	
1,1,1-Trichloroethane	ND	ug/L	5.0	0.11	1		05/29/14 06:29	71-55-6	
1,1,2-Trichloroethane	ND	ug/L	5.0	0.20	1		05/29/14 06:29	79-00-5	
Trichloroethene	**79.7**	ug/L	5.0	0.17	1		05/29/14 06:29	79-01-6	
Vinyl chloride	ND	ug/L	2.0	0.13	1		05/29/14 06:29	75-01-4	
Xylene (Total)	ND	ug/L	5.0	0.42	1		05/29/14 06:29	1330-20-7	
Surrogates									
4-Bromofluorobenzene (S)	100	%	80-120		1		05/29/14 06:29	460-00-4	
1,2-Dichloroethane-d4 (S)	99	%	80-120		1		05/29/14 06:29	17060-07-0	
Toluene-d8 (S)	97	%	80-120		1		05/29/14 06:29	2037-26-5	
Preservation pH	**1.0**		0.10	0.10	1		05/29/14 06:29		

REPORT OF LABORATORY ANALYSIS

This report shall not be reproduced, except in full,
without the written consent of Pace Analytical Services, Inc..

Pace Analytical Services, Inc.
9608 Loiret Blvd.
Lenexa, KS 66219
(913)599-5665

ANALYTICAL RESULTS

Project: Fort Smith, AR
Pace Project No.: 60169986

Sample: MW-23-20140522 **Lab ID: 60169986002** Collected: 05/22/14 17:21 Received: 05/23/14 18:40 Matrix: Water

Parameters	Results	Units	Report Limit	MDL	DF	Prepared	Analyzed	CAS No.	Qual
8260 MSV	Analytical Method: EPA 5030B/8260								
Acetone	ND	ug/L	10.0	1.9	1		05/29/14 06:00	67-64-1	
Benzene	ND	ug/L	5.0	0.060	1		05/29/14 06:00	71-43-2	
Bromodichloromethane	ND	ug/L	5.0	0.19	1		05/29/14 06:00	75-27-4	
Bromoform	**0.26J**	ug/L	5.0	0.070	1		05/29/14 06:00	75-25-2	
Bromomethane	ND	ug/L	7.0	0.16	1		05/29/14 06:00	74-83-9	
2-Butanone (MEK)	ND	ug/L	10.0	0.59	1		05/29/14 06:00	78-93-3	
Carbon disulfide	ND	ug/L	10.0	0.12	1		05/29/14 06:00	75-15-0	
Carbon tetrachloride	ND	ug/L	5.0	0.18	1		05/29/14 06:00	56-23-5	
Chlorobenzene	ND	ug/L	5.0	0.21	1		05/29/14 06:00	108-90-7	
Chloroethane	ND	ug/L	10.0	0.15	1		05/29/14 06:00	75-00-3	
Chloroform	ND	ug/L	5.0	0.14	1		05/29/14 06:00	67-66-3	
Chloromethane	ND	ug/L	10.0	0.080	1		05/29/14 06:00	74-87-3	L3
Dibromochloromethane	ND	ug/L	5.0	0.21	1		05/29/14 06:00	124-48-1	
1,1-Dichloroethane	ND	ug/L	2.4	0.050	1		05/29/14 06:00	75-34-3	
1,2-Dichloroethane	ND	ug/L	5.0	0.12	1		05/29/14 06:00	107-06-2	
1,1-Dichloroethene	ND	ug/L	5.0	0.20	1		05/29/14 06:00	75-35-4	
cis-1,2-Dichloroethene	ND	ug/L	5.0	0.080	1		05/29/14 06:00	156-59-2	
trans-1,2-Dichloroethene	ND	ug/L	5.0	0.20	1		05/29/14 06:00	156-60-5	
1,2-Dichloropropane	ND	ug/L	5.0	0.16	1		05/29/14 06:00	78-87-5	
cis-1,3-Dichloropropene	ND	ug/L	1.0	0.14	1		05/29/14 06:00	10061-01-5	
trans-1,3-Dichloropropene	ND	ug/L	1.0	0.12	1		05/29/14 06:00	10061-02-6	
Ethylbenzene	ND	ug/L	5.0	0.18	1		05/29/14 06:00	100-41-4	
2-Hexanone	ND	ug/L	10.0	1.2	1		05/29/14 06:00	591-78-6	
Methylene chloride	ND	ug/L	5.0	0.15	1		05/29/14 06:00	75-09-2	
4-Methyl-2-pentanone (MIBK)	ND	ug/L	10.0	0.42	1		05/29/14 06:00	108-10-1	
Styrene	ND	ug/L	5.0	0.12	1		05/29/14 06:00	100-42-5	
1,1,2,2-Tetrachloroethane	ND	ug/L	1.0	0.15	1		05/29/14 06:00	79-34-5	
Tetrachloroethene	ND	ug/L	5.0	0.10	1		05/29/14 06:00	127-18-4	
Toluene	ND	ug/L	5.0	0.17	1		05/29/14 06:00	108-88-3	
1,1,1-Trichloroethane	ND	ug/L	5.0	0.11	1		05/29/14 06:00	71-55-6	
1,1,2-Trichloroethane	ND	ug/L	5.0	0.20	1		05/29/14 06:00	79-00-5	
Trichloroethene	**22.8**	ug/L	5.0	0.17	1		05/29/14 06:00	79-01-6	
Vinyl chloride	ND	ug/L	2.0	0.13	1		05/29/14 06:00	75-01-4	
Xylene (Total)	ND	ug/L	5.0	0.42	1		05/29/14 06:00	1330-20-7	
Surrogates									
4-Bromofluorobenzene (S)	102	%	80-120		1		05/29/14 06:00	460-00-4	
1,2-Dichloroethane-d4 (S)	98	%	80-120		1		05/29/14 06:00	17060-07-0	
Toluene-d8 (S)	95	%	80-120		1		05/29/14 06:00	2037-26-5	
Preservation pH	**1.0**		0.10	0.10	1		05/29/14 06:00		

REPORT OF LABORATORY ANALYSIS

This report shall not be reproduced, except in full,
without the written consent of Pace Analytical Services, Inc..

Pace Analytical Services, Inc.
9608 Loiret Blvd.
Lenexa, KS 66219
(913)599-5665

ANALYTICAL RESULTS

Project: Fort Smith, AR
Pace Project No.: 60169986

Sample: IW-106-20140523 **Lab ID: 60169986003** Collected: 05/23/14 09:16 Received: 05/23/14 18:40 Matrix: Water

Parameters	Results	Units	Report Limit	MDL	DF	Prepared	Analyzed	CAS No.	Qual
8260 MSV	Analytical Method: EPA 5030B/8260								
Acetone	**5.5J**	ug/L	10.0	1.9	1		05/29/14 05:32	67-64-1	
Benzene	ND	ug/L	5.0	0.060	1		05/29/14 05:32	71-43-2	
Bromodichloromethane	**0.50J**	ug/L	5.0	0.19	1		05/29/14 05:32	75-27-4	
Bromoform	**65.0**	ug/L	5.0	0.070	1		05/29/14 05:32	75-25-2	
Bromomethane	**1.8J**	ug/L	7.0	0.16	1		05/29/14 05:32	74-83-9	
2-Butanone (MEK)	ND	ug/L	10.0	0.59	1		05/29/14 05:32	78-93-3	
Carbon disulfide	**0.70J**	ug/L	10.0	0.12	1		05/29/14 05:32	75-15-0	
Carbon tetrachloride	ND	ug/L	5.0	0.18	1		05/29/14 05:32	56-23-5	
Chlorobenzene	ND	ug/L	5.0	0.21	1		05/29/14 05:32	108-90-7	
Chloroethane	ND	ug/L	10.0	0.15	1		05/29/14 05:32	75-00-3	
Chloroform	**0.19J**	ug/L	5.0	0.14	1		05/29/14 05:32	67-66-3	B
Chloromethane	**0.89J**	ug/L	10.0	0.080	1		05/29/14 09:40	74-87-3	
Dibromochloromethane	**1.6J**	ug/L	5.0	0.21	1		05/29/14 05:32	124-48-1	
1,1-Dichloroethane	ND	ug/L	2.4	0.050	1		05/29/14 05:32	75-34-3	
1,2-Dichloroethane	ND	ug/L	5.0	0.12	1		05/29/14 05:32	107-06-2	
1,1-Dichloroethene	ND	ug/L	5.0	0.20	1		05/29/14 05:32	75-35-4	
cis-1,2-Dichloroethene	**2.6J**	ug/L	5.0	0.080	1		05/29/14 05:32	156-59-2	
trans-1,2-Dichloroethene	**0.74J**	ug/L	5.0	0.20	1		05/29/14 05:32	156-60-5	
1,2-Dichloropropane	ND	ug/L	5.0	0.16	1		05/29/14 05:32	78-87-5	
cis-1,3-Dichloropropene	ND	ug/L	1.0	0.14	1		05/29/14 05:32	10061-01-5	
trans-1,3-Dichloropropene	ND	ug/L	1.0	0.12	1		05/29/14 05:32	10061-02-6	
Ethylbenzene	ND	ug/L	5.0	0.18	1		05/29/14 05:32	100-41-4	
2-Hexanone	ND	ug/L	10.0	1.2	1		05/29/14 05:32	591-78-6	
Methylene chloride	ND	ug/L	5.0	0.15	1		05/29/14 05:32	75-09-2	
4-Methyl-2-pentanone (MIBK)	ND	ug/L	10.0	0.42	1		05/29/14 05:32	108-10-1	
Styrene	ND	ug/L	5.0	0.12	1		05/29/14 05:32	100-42-5	
1,1,2,2-Tetrachloroethane	ND	ug/L	1.0	0.15	1		05/29/14 05:32	79-34-5	
Tetrachloroethene	ND	ug/L	5.0	0.10	1		05/29/14 05:32	127-18-4	
Toluene	ND	ug/L	5.0	0.17	1		05/29/14 05:32	108-88-3	
1,1,1-Trichloroethane	ND	ug/L	5.0	0.11	1		05/29/14 05:32	71-55-6	
1,1,2-Trichloroethane	ND	ug/L	5.0	0.20	1		05/29/14 05:32	79-00-5	
Trichloroethene	**132**	ug/L	5.0	0.17	1		05/29/14 05:32	79-01-6	
Vinyl chloride	ND	ug/L	2.0	0.13	1		05/29/14 05:32	75-01-4	
Xylene (Total)	ND	ug/L	5.0	0.42	1		05/29/14 05:32	1330-20-7	
Surrogates									
4-Bromofluorobenzene (S)	105	%	80-120		1		05/29/14 05:32	460-00-4	
1,2-Dichloroethane-d4 (S)	100	%	80-120		1		05/29/14 05:32	17060-07-0	
Toluene-d8 (S)	93	%	80-120		1		05/29/14 05:32	2037-26-5	
Preservation pH	**1.0**		0.10	0.10	1		05/29/14 05:32		

REPORT OF LABORATORY ANALYSIS

This report shall not be reproduced, except in full,
without the written consent of Pace Analytical Services, Inc..

Pace Analytical Services, Inc.
9608 Loiret Blvd.
Lenexa, KS 66219
(913)599-5665

ANALYTICAL RESULTS

Project: Fort Smith, AR
Pace Project No.: 60169986

Sample: IW-108-20140523 **Lab ID: 60169986004** Collected: 05/23/14 10:35 Received: 05/23/14 18:40 Matrix: Water

Parameters	Results	Units	Report Limit	MDL	DF	Prepared	Analyzed	CAS No.	Qual
8260 MSV	Analytical Method: EPA 5030B/8260								
Acetone	**47.2**	ug/L	10.0	1.9	1		05/29/14 10:37	67-64-1	
Benzene	**0.27J**	ug/L	5.0	0.060	1		05/29/14 10:37	71-43-2	
Bromodichloromethane	**1.7J**	ug/L	5.0	0.19	1		05/29/14 10:37	75-27-4	
Bromoform	**448**	ug/L	25.0	0.35	5		05/29/14 06:43	75-25-2	
Bromomethane	**10.7**	ug/L	7.0	0.16	1		05/29/14 10:37	74-83-9	
2-Butanone (MEK)	ND	ug/L	10.0	0.59	1		05/29/14 10:37	78-93-3	
Carbon disulfide	**0.55J**	ug/L	10.0	0.12	1		05/29/14 10:37	75-15-0	
Carbon tetrachloride	ND	ug/L	5.0	0.18	1		05/29/14 10:37	56-23-5	
Chlorobenzene	ND	ug/L	5.0	0.21	1		05/29/14 10:37	108-90-7	
Chloroethane	ND	ug/L	10.0	0.15	1		05/29/14 10:37	75-00-3	
Chloroform	**0.22J**	ug/L	5.0	0.14	1		05/29/14 10:37	67-66-3	
Chloromethane	**7.3J**	ug/L	10.0	0.080	1		05/29/14 10:37	74-87-3	
Dibromochloromethane	**8.5**	ug/L	5.0	0.21	1		05/29/14 10:37	124-48-1	
1,1-Dichloroethane	ND	ug/L	2.4	0.050	1		05/29/14 10:37	75-34-3	
1,2-Dichloroethane	ND	ug/L	5.0	0.12	1		05/29/14 10:37	107-06-2	
1,1-Dichloroethene	ND	ug/L	5.0	0.20	1		05/29/14 10:37	75-35-4	
cis-1,2-Dichloroethene	**1.5J**	ug/L	5.0	0.080	1		05/29/14 10:37	156-59-2	
trans-1,2-Dichloroethene	**0.99J**	ug/L	5.0	0.20	1		05/29/14 10:37	156-60-5	
1,2-Dichloropropane	ND	ug/L	5.0	0.16	1		05/29/14 10:37	78-87-5	
cis-1,3-Dichloropropene	ND	ug/L	1.0	0.14	1		05/29/14 10:37	10061-01-5	
trans-1,3-Dichloropropene	ND	ug/L	1.0	0.12	1		05/29/14 10:37	10061-02-6	
Ethylbenzene	ND	ug/L	5.0	0.18	1		05/29/14 10:37	100-41-4	
2-Hexanone	ND	ug/L	10.0	1.2	1		05/29/14 10:37	591-78-6	
Methylene chloride	ND	ug/L	5.0	0.15	1		05/29/14 10:37	75-09-2	
4-Methyl-2-pentanone (MIBK)	ND	ug/L	10.0	0.42	1		05/29/14 10:37	108-10-1	L3
Styrene	ND	ug/L	5.0	0.12	1		05/29/14 10:37	100-42-5	
1,1,2,2-Tetrachloroethane	ND	ug/L	1.0	0.15	1		05/29/14 10:37	79-34-5	
Tetrachloroethene	**0.15J**	ug/L	5.0	0.10	1		05/29/14 10:37	127-18-4	
Toluene	ND	ug/L	5.0	0.17	1		05/29/14 10:37	108-88-3	
1,1,1-Trichloroethane	ND	ug/L	5.0	0.11	1		05/29/14 10:37	71-55-6	
1,1,2-Trichloroethane	ND	ug/L	5.0	0.20	1		05/29/14 10:37	79-00-5	
Trichloroethene	**59.0**	ug/L	5.0	0.17	1		05/29/14 10:37	79-01-6	
Vinyl chloride	ND	ug/L	2.0	0.13	1		05/29/14 10:37	75-01-4	
Xylene (Total)	ND	ug/L	5.0	0.42	1		05/29/14 10:37	1330-20-7	
Surrogates									
4-Bromofluorobenzene (S)	105	%	80-120		1		05/29/14 10:37	460-00-4	
1,2-Dichloroethane-d4 (S)	104	%	80-120		1		05/29/14 10:37	17060-07-0	
Toluene-d8 (S)	94	%	80-120		1		05/29/14 10:37	2037-26-5	
Preservation pH	**1.0**		0.10	0.10	1		05/29/14 10:37		

REPORT OF LABORATORY ANALYSIS

This report shall not be reproduced, except in full,
without the written consent of Pace Analytical Services, Inc..

Pace Analytical Services, Inc.
9608 Loiret Blvd.
Lenexa, KS 66219
(913)599-5665

ANALYTICAL RESULTS

Project: Fort Smith, AR
Pace Project No.: 60169986

Sample: IW-109-20140523 **Lab ID: 60169986005** Collected: 05/23/14 11:48 Received: 05/23/14 18:40 Matrix: Water

Parameters	Results	Units	Report Limit	MDL	DF	Prepared	Analyzed	CAS No.	Qual
8260 MSV	Analytical Method: EPA 5030B/8260								
Acetone	**12.3**	ug/L	10.0	1.9	1		05/29/14 05:46	67-64-1	
Benzene	ND	ug/L	5.0	0.060	1		05/29/14 05:46	71-43-2	
Bromodichloromethane	ND	ug/L	5.0	0.19	1		05/29/14 05:46	75-27-4	
Bromoform	**16.8**	ug/L	5.0	0.070	1		05/29/14 05:46	75-25-2	
Bromomethane	ND	ug/L	7.0	0.16	1		05/29/14 05:46	74-83-9	
2-Butanone (MEK)	ND	ug/L	10.0	0.59	1		05/29/14 05:46	78-93-3	
Carbon disulfide	**0.18J**	ug/L	10.0	0.12	1		05/29/14 05:46	75-15-0	
Carbon tetrachloride	ND	ug/L	5.0	0.18	1		05/29/14 05:46	56-23-5	
Chlorobenzene	ND	ug/L	5.0	0.21	1		05/29/14 05:46	108-90-7	
Chloroethane	ND	ug/L	10.0	0.15	1		05/29/14 05:46	75-00-3	
Chloroform	ND	ug/L	5.0	0.14	1		05/29/14 05:46	67-66-3	
Chloromethane	ND	ug/L	10.0	0.080	1		05/29/14 05:46	74-87-3	L3
Dibromochloromethane	**0.34J**	ug/L	5.0	0.21	1		05/29/14 05:46	124-48-1	
1,1-Dichloroethane	ND	ug/L	2.4	0.050	1		05/29/14 05:46	75-34-3	
1,2-Dichloroethane	ND	ug/L	5.0	0.12	1		05/29/14 05:46	107-06-2	
1,1-Dichloroethene	ND	ug/L	5.0	0.20	1		05/29/14 05:46	75-35-4	
cis-1,2-Dichloroethene	**1.9J**	ug/L	5.0	0.080	1		05/29/14 05:46	156-59-2	
trans-1,2-Dichloroethene	**0.57J**	ug/L	5.0	0.20	1		05/29/14 05:46	156-60-5	
1,2-Dichloropropane	ND	ug/L	5.0	0.16	1		05/29/14 05:46	78-87-5	
cis-1,3-Dichloropropene	ND	ug/L	1.0	0.14	1		05/29/14 05:46	10061-01-5	
trans-1,3-Dichloropropene	ND	ug/L	1.0	0.12	1		05/29/14 05:46	10061-02-6	
Ethylbenzene	ND	ug/L	5.0	0.18	1		05/29/14 05:46	100-41-4	
2-Hexanone	ND	ug/L	10.0	1.2	1		05/29/14 05:46	591-78-6	
Methylene chloride	ND	ug/L	5.0	0.15	1		05/29/14 05:46	75-09-2	
4-Methyl-2-pentanone (MIBK)	ND	ug/L	10.0	0.42	1		05/29/14 05:46	108-10-1	
Styrene	ND	ug/L	5.0	0.12	1		05/29/14 05:46	100-42-5	
1,1,2,2-Tetrachloroethane	ND	ug/L	1.0	0.15	1		05/29/14 05:46	79-34-5	
Tetrachloroethene	ND	ug/L	5.0	0.10	1		05/29/14 05:46	127-18-4	
Toluene	ND	ug/L	5.0	0.17	1		05/29/14 05:46	108-88-3	
1,1,1-Trichloroethane	ND	ug/L	5.0	0.11	1		05/29/14 05:46	71-55-6	
1,1,2-Trichloroethane	ND	ug/L	5.0	0.20	1		05/29/14 05:46	79-00-5	
Trichloroethene	**110**	ug/L	5.0	0.17	1		05/29/14 05:46	79-01-6	
Vinyl chloride	ND	ug/L	2.0	0.13	1		05/29/14 05:46	75-01-4	
Xylene (Total)	ND	ug/L	5.0	0.42	1		05/29/14 05:46	1330-20-7	
Surrogates									
4-Bromofluorobenzene (S)	104	%	80-120		1		05/29/14 05:46	460-00-4	
1,2-Dichloroethane-d4 (S)	103	%	80-120		1		05/29/14 05:46	17060-07-0	
Toluene-d8 (S)	95	%	80-120		1		05/29/14 05:46	2037-26-5	
Preservation pH	**1.0**		0.10	0.10	1		05/29/14 05:46		

REPORT OF LABORATORY ANALYSIS

This report shall not be reproduced, except in full,
without the written consent of Pace Analytical Services, Inc..

Pace Analytical Services, Inc.
9608 Loiret Blvd.
Lenexa, KS 66219
(913)599-5665

ANALYTICAL RESULTS

Project: Fort Smith, AR
Pace Project No.: 60169986

Sample: IW-101-20140523 **Lab ID: 60169986006** Collected: 05/23/14 12:48 Received: 05/23/14 18:40 Matrix: Water

Parameters	Results	Units	Report Limit	MDL	DF	Prepared	Analyzed	CAS No.	Qual
8260 MSV	Analytical Method: EPA 5030B/8260								
Acetone	**7.9J**	ug/L	10.0	1.9	1		05/29/14 10:51	67-64-1	
Benzene	ND	ug/L	5.0	0.060	1		05/29/14 10:51	71-43-2	
Bromodichloromethane	**0.53J**	ug/L	5.0	0.19	1		05/29/14 10:51	75-27-4	
Bromoform	**31.9**	ug/L	5.0	0.070	1		05/29/14 10:51	75-25-2	
Bromomethane	**1.5J**	ug/L	7.0	0.16	1		05/29/14 10:51	74-83-9	
2-Butanone (MEK)	ND	ug/L	10.0	0.59	1		05/29/14 10:51	78-93-3	
Carbon disulfide	**0.25J**	ug/L	10.0	0.12	1		05/29/14 10:51	75-15-0	
Carbon tetrachloride	ND	ug/L	5.0	0.18	1		05/29/14 10:51	56-23-5	
Chlorobenzene	ND	ug/L	5.0	0.21	1		05/29/14 10:51	108-90-7	
Chloroethane	ND	ug/L	10.0	0.15	1		05/29/14 10:51	75-00-3	
Chloroform	**0.48J**	ug/L	5.0	0.14	1		05/29/14 10:51	67-66-3	
Chloromethane	ND	ug/L	10.0	0.080	1		05/29/14 10:51	74-87-3	
Dibromochloromethane	**1.2J**	ug/L	5.0	0.21	1		05/29/14 10:51	124-48-1	
1,1-Dichloroethane	ND	ug/L	2.4	0.050	1		05/29/14 10:51	75-34-3	
1,2-Dichloroethane	**0.31J**	ug/L	5.0	0.12	1		05/29/14 10:51	107-06-2	
1,1-Dichloroethene	ND	ug/L	5.0	0.20	1		05/29/14 10:51	75-35-4	
cis-1,2-Dichloroethene	**11.2**	ug/L	5.0	0.080	1		05/29/14 10:51	156-59-2	
trans-1,2-Dichloroethene	**3.1J**	ug/L	5.0	0.20	1		05/29/14 10:51	156-60-5	
1,2-Dichloropropane	ND	ug/L	5.0	0.16	1		05/29/14 10:51	78-87-5	
cis-1,3-Dichloropropene	ND	ug/L	1.0	0.14	1		05/29/14 10:51	10061-01-5	
trans-1,3-Dichloropropene	ND	ug/L	1.0	0.12	1		05/29/14 10:51	10061-02-6	
Ethylbenzene	ND	ug/L	5.0	0.18	1		05/29/14 10:51	100-41-4	
2-Hexanone	ND	ug/L	10.0	1.2	1		05/29/14 10:51	591-78-6	
Methylene chloride	ND	ug/L	5.0	0.15	1		05/29/14 10:51	75-09-2	
4-Methyl-2-pentanone (MIBK)	ND	ug/L	10.0	0.42	1		05/29/14 10:51	108-10-1	L3
Styrene	ND	ug/L	5.0	0.12	1		05/29/14 10:51	100-42-5	
1,1,2,2-Tetrachloroethane	ND	ug/L	1.0	0.15	1		05/29/14 10:51	79-34-5	
Tetrachloroethene	**0.15J**	ug/L	5.0	0.10	1		05/29/14 10:51	127-18-4	
Toluene	ND	ug/L	5.0	0.17	1		05/29/14 10:51	108-88-3	
1,1,1-Trichloroethane	ND	ug/L	5.0	0.11	1		05/29/14 10:51	71-55-6	
1,1,2-Trichloroethane	ND	ug/L	5.0	0.20	1		05/29/14 10:51	79-00-5	
Trichloroethene	**509**	ug/L	50.0	1.7	10		05/29/14 06:58	79-01-6	
Vinyl chloride	ND	ug/L	2.0	0.13	1		05/29/14 10:51	75-01-4	
Xylene (Total)	ND	ug/L	5.0	0.42	1		05/29/14 10:51	1330-20-7	
Surrogates									
4-Bromofluorobenzene (S)	102	%	80-120		1		05/29/14 10:51	460-00-4	
1,2-Dichloroethane-d4 (S)	102	%	80-120		1		05/29/14 10:51	17060-07-0	
Toluene-d8 (S)	93	%	80-120		1		05/29/14 10:51	2037-26-5	
Preservation pH	**1.0**		0.10	0.10	1		05/29/14 10:51		

REPORT OF LABORATORY ANALYSIS

This report shall not be reproduced, except in full,
without the written consent of Pace Analytical Services, Inc..

Pace Analytical Services, Inc.
9608 Loiret Blvd.
Lenexa, KS 66219
(913)599-5665

ANALYTICAL RESULTS

Project: Fort Smith, AR
Pace Project No.: 60169986

Sample: IW-130-20140523 **Lab ID: 60169986007** Collected: 05/23/14 14:37 Received: 05/23/14 18:40 Matrix: Water

Parameters	Results	Units	Report Limit	MDL	DF	Prepared	Analyzed	CAS No.	Qual
8260 MSV	Analytical Method: EPA 5030B/8260								
Acetone	**13.7**	ug/L	10.0	1.9	1		05/29/14 09:54	67-64-1	
Benzene	ND	ug/L	5.0	0.060	1		05/29/14 09:54	71-43-2	
Bromodichloromethane	ND	ug/L	5.0	0.19	1		05/29/14 09:54	75-27-4	
Bromoform	**7.5**	ug/L	5.0	0.070	1		05/29/14 09:54	75-25-2	
Bromomethane	ND	ug/L	7.0	0.16	1		05/29/14 09:54	74-83-9	
2-Butanone (MEK)	ND	ug/L	10.0	0.59	1		05/29/14 09:54	78-93-3	
Carbon disulfide	**0.16J**	ug/L	10.0	0.12	1		05/29/14 09:54	75-15-0	
Carbon tetrachloride	ND	ug/L	5.0	0.18	1		05/29/14 09:54	56-23-5	
Chlorobenzene	ND	ug/L	5.0	0.21	1		05/29/14 09:54	108-90-7	
Chloroethane	ND	ug/L	10.0	0.15	1		05/29/14 09:54	75-00-3	
Chloroform	ND	ug/L	5.0	0.14	1		05/29/14 09:54	67-66-3	
Chloromethane	ND	ug/L	10.0	0.080	1		05/29/14 09:54	74-87-3	
Dibromochloromethane	ND	ug/L	5.0	0.21	1		05/29/14 09:54	124-48-1	
1,1-Dichloroethane	ND	ug/L	2.4	0.050	1		05/29/14 09:54	75-34-3	
1,2-Dichloroethane	ND	ug/L	5.0	0.12	1		05/29/14 09:54	107-06-2	
1,1-Dichloroethene	ND	ug/L	5.0	0.20	1		05/29/14 09:54	75-35-4	
cis-1,2-Dichloroethene	**0.78J**	ug/L	5.0	0.080	1		05/29/14 09:54	156-59-2	
trans-1,2-Dichloroethene	ND	ug/L	5.0	0.20	1		05/29/14 09:54	156-60-5	
1,2-Dichloropropane	ND	ug/L	5.0	0.16	1		05/29/14 09:54	78-87-5	
cis-1,3-Dichloropropene	ND	ug/L	1.0	0.14	1		05/29/14 09:54	10061-01-5	
trans-1,3-Dichloropropene	ND	ug/L	1.0	0.12	1		05/29/14 09:54	10061-02-6	
Ethylbenzene	ND	ug/L	5.0	0.18	1		05/29/14 09:54	100-41-4	
2-Hexanone	ND	ug/L	10.0	1.2	1		05/29/14 09:54	591-78-6	
Methylene chloride	ND	ug/L	5.0	0.15	1		05/29/14 09:54	75-09-2	
4-Methyl-2-pentanone (MIBK)	ND	ug/L	10.0	0.42	1		05/29/14 09:54	108-10-1	L3
Styrene	ND	ug/L	5.0	0.12	1		05/29/14 09:54	100-42-5	
1,1,2,2-Tetrachloroethane	ND	ug/L	1.0	0.15	1		05/29/14 09:54	79-34-5	
Tetrachloroethene	ND	ug/L	5.0	0.10	1		05/29/14 09:54	127-18-4	
Toluene	ND	ug/L	5.0	0.17	1		05/29/14 09:54	108-88-3	
1,1,1-Trichloroethane	ND	ug/L	5.0	0.11	1		05/29/14 09:54	71-55-6	
1,1,2-Trichloroethane	ND	ug/L	5.0	0.20	1		05/29/14 09:54	79-00-5	
Trichloroethene	**75.5**	ug/L	5.0	0.17	1		05/29/14 09:54	79-01-6	
Vinyl chloride	ND	ug/L	2.0	0.13	1		05/29/14 09:54	75-01-4	
Xylene (Total)	ND	ug/L	5.0	0.42	1		05/29/14 09:54	1330-20-7	
Surrogates									
4-Bromofluorobenzene (S)	102	%	80-120		1		05/29/14 09:54	460-00-4	
1,2-Dichloroethane-d4 (S)	99	%	80-120		1		05/29/14 09:54	17060-07-0	
Toluene-d8 (S)	95	%	80-120		1		05/29/14 09:54	2037-26-5	
Preservation pH	**7.0**		0.10	0.10	1		05/29/14 09:54		pH

REPORT OF LABORATORY ANALYSIS

This report shall not be reproduced, except in full,
without the written consent of Pace Analytical Services, Inc..

Pace Analytical Services, Inc.
9608 Loiret Blvd.
Lenexa, KS 66219
(913)599-5665

ANALYTICAL RESULTS

Project: Fort Smith, AR
Pace Project No.: 60169986

Sample: MW-83-20140523 **Lab ID: 60169986008** Collected: 05/23/14 15:49 Received: 05/23/14 18:40 Matrix: Water

Parameters	Results	Units	Report Limit	MDL	DF	Prepared	Analyzed	CAS No.	Qual
8260 MSV	Analytical Method: EPA 5030B/8260								
Acetone	**3.8J**	ug/L	10.0	1.9	1		05/29/14 10:08	67-64-1	
Benzene	ND	ug/L	5.0	0.060	1		05/29/14 10:08	71-43-2	
Bromodichloromethane	**0.26J**	ug/L	5.0	0.19	1		05/29/14 10:08	75-27-4	
Bromoform	**1.6J**	ug/L	5.0	0.070	1		05/29/14 10:08	75-25-2	
Bromomethane	**1.6J**	ug/L	7.0	0.16	1		05/29/14 10:08	74-83-9	
2-Butanone (MEK)	ND	ug/L	10.0	0.59	1		05/29/14 10:08	78-93-3	
Carbon disulfide	ND	ug/L	10.0	0.12	1		05/29/14 10:08	75-15-0	
Carbon tetrachloride	ND	ug/L	5.0	0.18	1		05/29/14 10:08	56-23-5	
Chlorobenzene	ND	ug/L	5.0	0.21	1		05/29/14 10:08	108-90-7	
Chloroethane	ND	ug/L	10.0	0.15	1		05/29/14 10:08	75-00-3	
Chloroform	**0.16J**	ug/L	5.0	0.14	1		05/29/14 10:08	67-66-3	
Chloromethane	**0.96J**	ug/L	10.0	0.080	1		05/29/14 10:08	74-87-3	
Dibromochloromethane	ND	ug/L	5.0	0.21	1		05/29/14 10:08	124-48-1	
1,1-Dichloroethane	ND	ug/L	2.4	0.050	1		05/29/14 10:08	75-34-3	
1,2-Dichloroethane	ND	ug/L	5.0	0.12	1		05/29/14 10:08	107-06-2	
1,1-Dichloroethene	ND	ug/L	5.0	0.20	1		05/29/14 10:08	75-35-4	
cis-1,2-Dichloroethene	**8.3**	ug/L	5.0	0.080	1		05/29/14 10:08	156-59-2	
trans-1,2-Dichloroethene	**2.1J**	ug/L	5.0	0.20	1		05/29/14 10:08	156-60-5	
1,2-Dichloropropane	ND	ug/L	5.0	0.16	1		05/29/14 10:08	78-87-5	
cis-1,3-Dichloropropene	ND	ug/L	1.0	0.14	1		05/29/14 10:08	10061-01-5	
trans-1,3-Dichloropropene	ND	ug/L	1.0	0.12	1		05/29/14 10:08	10061-02-6	
Ethylbenzene	ND	ug/L	5.0	0.18	1		05/29/14 10:08	100-41-4	
2-Hexanone	ND	ug/L	10.0	1.2	1		05/29/14 10:08	591-78-6	
Methylene chloride	ND	ug/L	5.0	0.15	1		05/29/14 10:08	75-09-2	
4-Methyl-2-pentanone (MIBK)	ND	ug/L	10.0	0.42	1		05/29/14 10:08	108-10-1	L3
Styrene	ND	ug/L	5.0	0.12	1		05/29/14 10:08	100-42-5	
1,1,2,2-Tetrachloroethane	ND	ug/L	1.0	0.15	1		05/29/14 10:08	79-34-5	
Tetrachloroethene	**0.17J**	ug/L	5.0	0.10	1		05/29/14 10:08	127-18-4	
Toluene	ND	ug/L	5.0	0.17	1		05/29/14 10:08	108-88-3	
1,1,1-Trichloroethane	ND	ug/L	5.0	0.11	1		05/29/14 10:08	71-55-6	
1,1,2-Trichloroethane	ND	ug/L	5.0	0.20	1		05/29/14 10:08	79-00-5	
Trichloroethene	**470**	ug/L	25.0	0.85	5		05/29/14 10:23	79-01-6	
Vinyl chloride	ND	ug/L	2.0	0.13	1		05/29/14 10:08	75-01-4	
Xylene (Total)	ND	ug/L	5.0	0.42	1		05/29/14 10:08	1330-20-7	
Surrogates									
4-Bromofluorobenzene (S)	103	%	80-120		1		05/29/14 10:08	460-00-4	
1,2-Dichloroethane-d4 (S)	97	%	80-120		1		05/29/14 10:08	17060-07-0	
Toluene-d8 (S)	95	%	80-120		1		05/29/14 10:08	2037-26-5	
Preservation pH	**1.0**		0.10	0.10	1		05/29/14 10:08		

REPORT OF LABORATORY ANALYSIS

This report shall not be reproduced, except in full,
without the written consent of Pace Analytical Services, Inc..

Pace Analytical Services, Inc.
9608 Loiret Blvd.
Lenexa, KS 66219
(913)599-5665

ANALYTICAL RESULTS

Project: Fort Smith, AR
Pace Project No.: 60169986

Sample: TRIP BLANK **Lab ID: 60169986009** Collected: 05/22/14 07:00 Received: 05/23/14 18:40 Matrix: Water

Parameters	Results	Units	Report Limit	MDL	DF	Prepared	Analyzed	CAS No.	Qual
8260 MSV	Analytical Method: EPA 5030B/8260								
Acetone	ND	ug/L	10.0	1.9	1		05/29/14 09:26	67-64-1	
Benzene	ND	ug/L	5.0	0.060	1		05/29/14 09:26	71-43-2	
Bromodichloromethane	ND	ug/L	5.0	0.19	1		05/29/14 09:26	75-27-4	
Bromoform	ND	ug/L	5.0	0.070	1		05/29/14 09:26	75-25-2	
Bromomethane	ND	ug/L	7.0	0.16	1		05/29/14 09:26	74-83-9	
2-Butanone (MEK)	ND	ug/L	10.0	0.59	1		05/29/14 09:26	78-93-3	
Carbon disulfide	**0.15J**	ug/L	10.0	0.12	1		05/29/14 09:26	75-15-0	
Carbon tetrachloride	ND	ug/L	5.0	0.18	1		05/29/14 09:26	56-23-5	
Chlorobenzene	ND	ug/L	5.0	0.21	1		05/29/14 09:26	108-90-7	
Chloroethane	ND	ug/L	10.0	0.15	1		05/29/14 09:26	75-00-3	
Chloroform	ND	ug/L	5.0	0.14	1		05/29/14 09:26	67-66-3	
Chloromethane	ND	ug/L	10.0	0.080	1		05/29/14 09:26	74-87-3	
Dibromochloromethane	ND	ug/L	5.0	0.21	1		05/29/14 09:26	124-48-1	
1,1-Dichloroethane	ND	ug/L	2.4	0.050	1		05/29/14 09:26	75-34-3	
1,2-Dichloroethane	ND	ug/L	5.0	0.12	1		05/29/14 09:26	107-06-2	
1,1-Dichloroethene	ND	ug/L	5.0	0.20	1		05/29/14 09:26	75-35-4	
cis-1,2-Dichloroethene	ND	ug/L	5.0	0.080	1		05/29/14 09:26	156-59-2	
trans-1,2-Dichloroethene	ND	ug/L	5.0	0.20	1		05/29/14 09:26	156-60-5	
1,2-Dichloropropane	ND	ug/L	5.0	0.16	1		05/29/14 09:26	78-87-5	
cis-1,3-Dichloropropene	ND	ug/L	1.0	0.14	1		05/29/14 09:26	10061-01-5	
trans-1,3-Dichloropropene	ND	ug/L	1.0	0.12	1		05/29/14 09:26	10061-02-6	
Ethylbenzene	ND	ug/L	5.0	0.18	1		05/29/14 09:26	100-41-4	
2-Hexanone	ND	ug/L	10.0	1.2	1		05/29/14 09:26	591-78-6	
Methylene chloride	ND	ug/L	5.0	0.15	1		05/29/14 09:26	75-09-2	
4-Methyl-2-pentanone (MIBK)	ND	ug/L	10.0	0.42	1		05/29/14 09:26	108-10-1	L3
Styrene	ND	ug/L	5.0	0.12	1		05/29/14 09:26	100-42-5	
1,1,2,2-Tetrachloroethane	ND	ug/L	1.0	0.15	1		05/29/14 09:26	79-34-5	
Tetrachloroethene	ND	ug/L	5.0	0.10	1		05/29/14 09:26	127-18-4	
Toluene	ND	ug/L	5.0	0.17	1		05/29/14 09:26	108-88-3	
1,1,1-Trichloroethane	ND	ug/L	5.0	0.11	1		05/29/14 09:26	71-55-6	
1,1,2-Trichloroethane	ND	ug/L	5.0	0.20	1		05/29/14 09:26	79-00-5	
Trichloroethene	ND	ug/L	5.0	0.17	1		05/29/14 09:26	79-01-6	
Vinyl chloride	ND	ug/L	2.0	0.13	1		05/29/14 09:26	75-01-4	
Xylene (Total)	ND	ug/L	5.0	0.42	1		05/29/14 09:26	1330-20-7	
Surrogates									
4-Bromofluorobenzene (S)	102	%	80-120		1		05/29/14 09:26	460-00-4	
1,2-Dichloroethane-d4 (S)	104	%	80-120		1		05/29/14 09:26	17060-07-0	
Toluene-d8 (S)	96	%	80-120		1		05/29/14 09:26	2037-26-5	
Preservation pH	**1.0**		0.10	0.10	1		05/29/14 09:26		

REPORT OF LABORATORY ANALYSIS

This report shall not be reproduced, except in full,
without the written consent of Pace Analytical Services, Inc..

Pace Analytical Services, Inc.
9608 Loiret Blvd.
Lenexa, KS 66219
(913)599-5665

QUALITY CONTROL DATA

Project: Fort Smith, AR
Pace Project No.: 60169986

QC Batch: MSV/61881 Analysis Method: EPA 5030B/8260
QC Batch Method: EPA 5030B/8260 Analysis Description: 8260 MSV Water 10 mL Purge
Associated Lab Samples: 60169986001, 60169986002, 60169986003, 60169986004, 60169986005, 60169986006

METHOD BLANK: 1384820 Matrix: Water
Associated Lab Samples: 60169986001, 60169986002, 60169986003, 60169986004, 60169986005, 60169986006

Parameter	Units	Blank Result	Reporting Limit	Analyzed	Qualifiers
1,1,1-Trichloroethane	ug/L	ND	5.0	05/29/14 02:55	
1,1,2,2-Tetrachloroethane	ug/L	ND	1.0	05/29/14 02:55	
1,1,2-Trichloroethane	ug/L	ND	5.0	05/29/14 02:55	
1,1-Dichloroethane	ug/L	ND	2.4	05/29/14 02:55	
1,1-Dichloroethene	ug/L	ND	5.0	05/29/14 02:55	
1,2-Dichloroethane	ug/L	ND	5.0	05/29/14 02:55	
1,2-Dichloropropane	ug/L	ND	5.0	05/29/14 02:55	
2-Butanone (MEK)	ug/L	ND	10.0	05/29/14 02:55	
2-Hexanone	ug/L	ND	10.0	05/29/14 02:55	
4-Methyl-2-pentanone (MIBK)	ug/L	ND	10.0	05/29/14 02:55	
Acetone	ug/L	ND	10.0	05/29/14 02:55	
Benzene	ug/L	ND	5.0	05/29/14 02:55	
Bromodichloromethane	ug/L	ND	5.0	05/29/14 02:55	
Bromoform	ug/L	ND	5.0	05/29/14 02:55	
Bromomethane	ug/L	ND	7.0	05/29/14 02:55	
Carbon disulfide	ug/L	ND	10.0	05/29/14 02:55	
Carbon tetrachloride	ug/L	ND	5.0	05/29/14 02:55	
Chlorobenzene	ug/L	ND	5.0	05/29/14 02:55	
Chloroethane	ug/L	ND	10.0	05/29/14 02:55	
Chloroform	ug/L	0.53J	5.0	05/29/14 02:55	
Chloromethane	ug/L	ND	10.0	05/29/14 02:55	
cis-1,2-Dichloroethene	ug/L	ND	5.0	05/29/14 02:55	
cis-1,3-Dichloropropene	ug/L	ND	1.0	05/29/14 02:55	
Dibromochloromethane	ug/L	ND	5.0	05/29/14 02:55	
Ethylbenzene	ug/L	ND	5.0	05/29/14 02:55	
Methylene chloride	ug/L	0.57J	5.0	05/29/14 02:55	
Styrene	ug/L	ND	5.0	05/29/14 02:55	
Tetrachloroethene	ug/L	ND	5.0	05/29/14 02:55	
Toluene	ug/L	ND	5.0	05/29/14 02:55	
trans-1,2-Dichloroethene	ug/L	ND	5.0	05/29/14 02:55	
trans-1,3-Dichloropropene	ug/L	ND	1.0	05/29/14 02:55	
Trichloroethene	ug/L	ND	5.0	05/29/14 02:55	
Vinyl chloride	ug/L	ND	2.0	05/29/14 02:55	
Xylene (Total)	ug/L	ND	5.0	05/29/14 02:55	
1,2-Dichloroethane-d4 (S)	%	102	80-120	05/29/14 02:55	
4-Bromofluorobenzene (S)	%	102	80-120	05/29/14 02:55	
Toluene-d8 (S)	%	99	80-120	05/29/14 02:55	

Results presented on this page are in the units indicated by the "Units" column except where an alternate unit is presented to the right of the result.

REPORT OF LABORATORY ANALYSIS

This report shall not be reproduced, except in full,
without the written consent of Pace Analytical Services, Inc..

Pace Analytical Services, Inc.
9608 Loiret Blvd.
Lenexa, KS 66219
(913)599-5665

QUALITY CONTROL DATA

Project: Fort Smith, AR
Pace Project No.: 60169986

LABORATORY CONTROL SAMPLE: 1384821

Parameter	Units	Spike Conc.	LCS Result	LCS % Rec	% Rec Limits	Qualifiers
1,1,1-Trichloroethane	ug/L	20	21.1	105	80-121	
1,1,2,2-Tetrachloroethane	ug/L	20	19.0	95	73-124	
1,1,2-Trichloroethane	ug/L	20	20.2	101	80-120	
1,1-Dichloroethane	ug/L	20	21.5	107	77-120	
1,1-Dichloroethene	ug/L	20	19.0	95	78-126	
1,2-Dichloroethane	ug/L	20	22.8	114	77-123	
1,2-Dichloropropane	ug/L	20	21.3	107	80-121	
2-Butanone (MEK)	ug/L	100	108	108	52-145	
2-Hexanone	ug/L	100	105	105	57-139	
4-Methyl-2-pentanone (MIBK)	ug/L	100	119	119	71-131	
Acetone	ug/L	100	113	113	32-155	
Benzene	ug/L	20	22.1	110	80-120	
Bromodichloromethane	ug/L	20	21.8	109	80-120	
Bromoform	ug/L	20	19.3	96	73-124	
Bromomethane	ug/L	20	17.9	89	31-144	
Carbon disulfide	ug/L	20	23.6	118	65-125	
Carbon tetrachloride	ug/L	20	21.0	105	78-128	
Chlorobenzene	ug/L	20	21.4	107	80-120	
Chloroethane	ug/L	20	23.3	116	55-137	
Chloroform	ug/L	20	20.7	104	79-120	
Chloromethane	ug/L	20	29.9	149	22-138	L0
cis-1,2-Dichloroethene	ug/L	20	21.7	108	80-120	
cis-1,3-Dichloropropene	ug/L	20	20.5	103	80-120	
Dibromochloromethane	ug/L	20	20.6	103	80-120	
Ethylbenzene	ug/L	20	20.2	101	80-121	
Methylene chloride	ug/L	20	24.1	121	73-126	
Styrene	ug/L	20	21.8	109	80-120	
Tetrachloroethene	ug/L	20	18.8	94	80-121	
Toluene	ug/L	20	20.7	103	80-122	
trans-1,2-Dichloroethene	ug/L	20	19.3	97	79-121	
trans-1,3-Dichloropropene	ug/L	20	19.1	96	80-127	
Trichloroethene	ug/L	20	23.2	116	80-120	
Vinyl chloride	ug/L	20	21.5	108	59-120	
Xylene (Total)	ug/L	60	63.1	105	80-121	
1,2-Dichloroethane-d4 (S)	%			99	80-120	
4-Bromofluorobenzene (S)	%			104	80-120	
Toluene-d8 (S)	%			95	80-120	

MATRIX SPIKE & MATRIX SPIKE DUPLICATE: 1384822 1384823

Parameter	Units	60169969006 Result	MS Spike Conc.	MSD Spike Conc.	MS Result	MSD Result	MS % Rec	MSD % Rec	% Rec Limits	RPD	Max RPD	Qual
1,1,1-Trichloroethane	ug/L	ND	20	20	23.8	23.5	115	114	71-136	1	20	
1,1,2,2-Tetrachloroethane	ug/L	ND	20	20	21.2	20.1	106	101	61-127	5	21	
1,1,2-Trichloroethane	ug/L	ND	20	20	19.9	19.0	100	95	63-123	4	22	

Results presented on this page are in the units indicated by the "Units" column except where an alternate unit is presented to the right of the result.

REPORT OF LABORATORY ANALYSIS

This report shall not be reproduced, except in full,
without the written consent of Pace Analytical Services, Inc..

Pace Analytical Services, Inc.
9608 Loiret Blvd.
Lenexa, KS 66219
(913)599-5665

QUALITY CONTROL DATA

Project: Fort Smith, AR
Pace Project No.: 60169986

MATRIX SPIKE & MATRIX SPIKE DUPLICATE: 1384822 1384823

Parameter	Units	60169969006 Result	MS Spike Conc.	MSD Spike Conc.	MS Result	MSD Result	MS % Rec	MSD % Rec	% Rec Limits	RPD	Max RPD	Qual
1,1-Dichloroethane	ug/L	1.5	20	20	25.5	24.0	120	113	62-128	6	25	
1,1-Dichloroethene	ug/L	2.8	20	20	24.7	24.5	109	108	60-144	1	28	
1,2-Dichloroethane	ug/L	ND	20	20	22.7	22.4	114	112	49-148	1	35	
1,2-Dichloropropane	ug/L	ND	20	20	21.8	21.6	109	108	66-130	1	22	
2-Butanone (MEK)	ug/L	ND	100	100	107	106	107	106	36-145	1	23	
2-Hexanone	ug/L	ND	100	100	105	105	105	105	42-140	1	24	
4-Methyl-2-pentanone (MIBK)	ug/L	ND	100	100	118	119	118	119	52-137	1	24	
Acetone	ug/L	ND	100	100	113	119	113	119	24-151	5	23	
Benzene	ug/L	ND	20	20	23.3	23.2	114	113	37-157	1	32	
Bromodichloromethane	ug/L	ND	20	20	22.3	21.5	112	108	67-125	4	21	
Bromoform	ug/L	ND	20	20	18.7	18.5	93	93	55-124	1	23	
Bromomethane	ug/L	ND	20	20	21.5	23.4	107	117	25-138	9	42	
Carbon disulfide	ug/L	ND	20	20	26.6	26.3	132	131	57-133	1	23	
Carbon tetrachloride	ug/L	ND	20	20	24.4	23.8	117	115	68-142	2	21	
Chlorobenzene	ug/L	ND	20	20	21.0	20.8	104	103	66-133	1	20	
Chloroethane	ug/L	ND	20	20	25.8	24.9	129	125	46-147	4	28	
Chloroform	ug/L	3.5	20	20	25.5	24.8	110	107	66-127	3	20	
Chloromethane	ug/L	ND	20	20	32.4	30.5	162	153	19-136	6	36	M0
cis-1,2-Dichloroethene	ug/L	101	20	20	141	134	200	168	55-140	5	23	M1
cis-1,3-Dichloropropene	ug/L	ND	20	20	20.1	19.7	101	99	62-122	2	22	
Dibromochloromethane	ug/L	ND	20	20	19.9	19.7	100	99	62-130	1	22	
Ethylbenzene	ug/L	ND	20	20	20.4	19.7	101	97	31-160	4	32	
Methylene chloride	ug/L	ND	20	20	23.2	22.6	116	113	55-132	3	23	
Styrene	ug/L	ND	20	20	21.2	20.8	106	104	55-134	2	25	
Tetrachloroethene	ug/L	9.5	20	20	31.8	29.5	111	100	69-133	8	20	
Toluene	ug/L	ND	20	20	20.7	20.6	104	103	35-157	1	37	
trans-1,2-Dichloroethene	ug/L	6.5	20	20	24.2	22.8	89	82	66-131	6	23	
trans-1,3-Dichloropropene	ug/L	ND	20	20	18.0	18.0	90	90	62-131	0	23	
Trichloroethene	ug/L	20.8	20	20	47.4	43.1	133	112	61-135	9	21	
Vinyl chloride	ug/L	2.5	20	20	27.3	26.9	124	122	44-128	2	22	
Xylene (Total)	ug/L	ND	60	60	64.2	63.4	107	106	34-156	1	37	
1,2-Dichloroethane-d4 (S)	%						100	99	80-120			
4-Bromofluorobenzene (S)	%						105	102	80-120			
Toluene-d8 (S)	%						95	93	80-120			
Preservation pH		1.0			1.0	1.0				0		

Results presented on this page are in the units indicated by the "Units" column except where an alternate unit is presented to the right of the result.

REPORT OF LABORATORY ANALYSIS

This report shall not be reproduced, except in full,
without the written consent of Pace Analytical Services, Inc..

Pace Analytical Services, Inc.
9608 Loiret Blvd.
Lenexa, KS 66219
(913)599-5665

QUALITY CONTROL DATA

Project: Fort Smith, AR
Pace Project No.: 60169986

QC Batch: MSV/61919 Analysis Method: EPA 5030B/8260
QC Batch Method: EPA 5030B/8260 Analysis Description: 8260 MSV Water 10 mL Purge
Associated Lab Samples: 60169986003, 60169986004, 60169986006, 60169986007, 60169986008, 60169986009

METHOD BLANK: 1385374 Matrix: Water
Associated Lab Samples: 60169986003, 60169986004, 60169986006, 60169986007, 60169986008, 60169986009

Parameter	Units	Blank Result	Reporting Limit	Analyzed	Qualifiers
1,1,1-Trichloroethane	ug/L	ND	5.0	05/29/14 09:11	
1,1,2,2-Tetrachloroethane	ug/L	ND	1.0	05/29/14 09:11	
1,1,2-Trichloroethane	ug/L	ND	5.0	05/29/14 09:11	
1,1-Dichloroethane	ug/L	ND	2.4	05/29/14 09:11	
1,1-Dichloroethene	ug/L	ND	5.0	05/29/14 09:11	
1,2-Dichloroethane	ug/L	ND	5.0	05/29/14 09:11	
1,2-Dichloropropane	ug/L	ND	5.0	05/29/14 09:11	
2-Butanone (MEK)	ug/L	ND	10.0	05/29/14 09:11	
2-Hexanone	ug/L	ND	10.0	05/29/14 09:11	
4-Methyl-2-pentanone (MIBK)	ug/L	ND	10.0	05/29/14 09:11	
Acetone	ug/L	ND	10.0	05/29/14 09:11	
Benzene	ug/L	ND	5.0	05/29/14 09:11	
Bromodichloromethane	ug/L	ND	5.0	05/29/14 09:11	
Bromoform	ug/L	ND	5.0	05/29/14 09:11	
Bromomethane	ug/L	ND	7.0	05/29/14 09:11	
Carbon disulfide	ug/L	ND	10.0	05/29/14 09:11	
Carbon tetrachloride	ug/L	ND	5.0	05/29/14 09:11	
Chlorobenzene	ug/L	ND	5.0	05/29/14 09:11	
Chloroethane	ug/L	ND	10.0	05/29/14 09:11	
Chloroform	ug/L	ND	5.0	05/29/14 09:11	
Chloromethane	ug/L	ND	10.0	05/29/14 09:11	
cis-1,2-Dichloroethene	ug/L	ND	5.0	05/29/14 09:11	
cis-1,3-Dichloropropene	ug/L	ND	1.0	05/29/14 09:11	
Dibromochloromethane	ug/L	ND	5.0	05/29/14 09:11	
Ethylbenzene	ug/L	ND	5.0	05/29/14 09:11	
Methylene chloride	ug/L	ND	5.0	05/29/14 09:11	
Styrene	ug/L	ND	5.0	05/29/14 09:11	
Tetrachloroethene	ug/L	ND	5.0	05/29/14 09:11	
Toluene	ug/L	ND	5.0	05/29/14 09:11	
trans-1,2-Dichloroethene	ug/L	ND	5.0	05/29/14 09:11	
trans-1,3-Dichloropropene	ug/L	ND	1.0	05/29/14 09:11	
Trichloroethene	ug/L	ND	5.0	05/29/14 09:11	
Vinyl chloride	ug/L	ND	2.0	05/29/14 09:11	
Xylene (Total)	ug/L	ND	5.0	05/29/14 09:11	
1,2-Dichloroethane-d4 (S)	%	98	80-120	05/29/14 09:11	
4-Bromofluorobenzene (S)	%	102	80-120	05/29/14 09:11	
Toluene-d8 (S)	%	97	80-120	05/29/14 09:11	

Results presented on this page are in the units indicated by the "Units" column except where an alternate unit is presented to the right of the result.

REPORT OF LABORATORY ANALYSIS

This report shall not be reproduced, except in full,
without the written consent of Pace Analytical Services, Inc..

Pace Analytical Services, Inc.
9608 Loiret Blvd.
Lenexa, KS 66219
(913)599-5665

QUALITY CONTROL DATA

Project: Fort Smith, AR
Pace Project No.: 60169986

LABORATORY CONTROL SAMPLE: 1385375

Parameter	Units	Spike Conc.	LCS Result	LCS % Rec	% Rec Limits	Qualifiers
1,1,1-Trichloroethane	ug/L	20	21.5	107	80-121	
1,1,2,2-Tetrachloroethane	ug/L	20	22.8	114	73-124	
1,1,2-Trichloroethane	ug/L	20	20.8	104	80-120	
1,1-Dichloroethane	ug/L	20	22.1	111	77-120	
1,1-Dichloroethene	ug/L	20	20.3	102	78-126	
1,2-Dichloroethane	ug/L	20	23.0	115	77-123	
1,2-Dichloropropane	ug/L	20	22.2	111	80-121	
2-Butanone (MEK)	ug/L	100	115	115	52-145	
2-Hexanone	ug/L	100	115	115	57-139	
4-Methyl-2-pentanone (MIBK)	ug/L	100	132	132	71-131	L0
Acetone	ug/L	100	125	125	32-155	
Benzene	ug/L	20	22.0	110	80-120	
Bromodichloromethane	ug/L	20	22.6	113	80-120	
Bromoform	ug/L	20	20.3	101	73-124	
Bromomethane	ug/L	20	23.3	116	31-144	
Carbon disulfide	ug/L	20	24.1	120	65-125	
Carbon tetrachloride	ug/L	20	21.6	108	78-128	
Chlorobenzene	ug/L	20	20.7	104	80-120	
Chloroethane	ug/L	20	23.1	116	55-137	
Chloroform	ug/L	20	20.9	104	79-120	
Chloromethane	ug/L	20	25.5	128	22-138	
cis-1,2-Dichloroethene	ug/L	20	22.0	110	80-120	
cis-1,3-Dichloropropene	ug/L	20	22.2	111	80-120	
Dibromochloromethane	ug/L	20	20.6	103	80-120	
Ethylbenzene	ug/L	20	19.4	97	80-121	
Methylene chloride	ug/L	20	22.4	112	73-126	
Styrene	ug/L	20	22.0	110	80-120	
Tetrachloroethene	ug/L	20	18.3	91	80-121	
Toluene	ug/L	20	19.9	100	80-122	
trans-1,2-Dichloroethene	ug/L	20	19.2	96	79-121	
trans-1,3-Dichloropropene	ug/L	20	20.0	100	80-127	
Trichloroethene	ug/L	20	21.7	108	80-120	
Vinyl chloride	ug/L	20	20.7	103	59-120	
Xylene (Total)	ug/L	60	62.1	103	80-121	
1,2-Dichloroethane-d4 (S)	%			96	80-120	
4-Bromofluorobenzene (S)	%			104	80-120	
Toluene-d8 (S)	%			93	80-120	

Results presented on this page are in the units indicated by the "Units" column except where an alternate unit is presented to the right of the result.

REPORT OF LABORATORY ANALYSIS

This report shall not be reproduced, except in full,
without the written consent of Pace Analytical Services, Inc..

Pace Analytical Services, Inc.
9608 Loiret Blvd.
Lenexa, KS 66219
(913)599-5665

QUALIFIERS

Project: Fort Smith, AR
Pace Project No.: 60169986

DEFINITIONS

DF - Dilution Factor, if reported, represents the factor applied to the reported data due to changes in sample preparation, dilution of the sample aliquot, or moisture content.

ND - Not Detected at or above adjusted reporting limit.

J - Estimated concentration above the adjusted method detection limit and below the adjusted reporting limit.

MDL - Adjusted Method Detection Limit.

PRL - Pace Reporting Limit.

RL - Reporting Limit.

S - Surrogate

1,2-Diphenylhydrazine (8270 listed analyte) decomposes to Azobenzene.

Consistent with EPA guidelines, unrounded data are displayed and have been used to calculate % recovery and RPD values.

LCS(D) - Laboratory Control Sample (Duplicate)

MS(D) - Matrix Spike (Duplicate)

DUP - Sample Duplicate

RPD - Relative Percent Difference

NC - Not Calculable.

SG - Silica Gel - Clean-Up

U - Indicates the compound was analyzed for, but not detected.

N-Nitrosodiphenylamine decomposes and cannot be separated from Diphenylamine using Method 8270. The result reported for each analyte is a combined concentration.

Pace Analytical is TNI accredited. Contact your Pace PM for the current list of accredited analytes.

TNI - The NELAC Institute.

BATCH QUALIFIERS

Batch: MSV/61919

[M5]	A matrix spike/matrix spike duplicate was not performed for this batch due to insufficient sample volume.

ANALYTE QUALIFIERS

B	Analyte was detected in the associated method blank.
L0	Analyte recovery in the laboratory control sample (LCS) was outside QC limits.
L3	Analyte recovery in the laboratory control sample (LCS) exceeded QC limits. Analyte presence below reporting limits in associated samples. Results unaffected by high bias.
M0	Matrix spike recovery and/or matrix spike duplicate recovery was outside laboratory control limits.
M1	Matrix spike recovery exceeded QC limits. Batch accepted based on laboratory control sample (LCS) recovery.
pH	Post-analysis pH measurement indicates insufficient VOA sample preservation.

This report shall not be reproduced, except in full,
without the written consent of Pace Analytical Services, Inc..

Pace Analytical Services, Inc.
9608 Loiret Blvd.
Lenexa, KS 66219
(913)599-5665

QUALITY CONTROL DATA CROSS REFERENCE TABLE

Project: Fort Smith, AR
Pace Project No.: 60169986

Lab ID	Sample ID	QC Batch Method	QC Batch	Analytical Method	Analytical Batch
60169986001	**MW-24-20140522**	EPA 5030B/8260	MSV/61881		
60169986002	**MW-23-20140522**	EPA 5030B/8260	MSV/61881		
60169986003	**IW-106-20140523**	EPA 5030B/8260	MSV/61881		
60169986003	**IW-106-20140523**	EPA 5030B/8260	MSV/61919		
60169986004	**IW-108-20140523**	EPA 5030B/8260	MSV/61881		
60169986004	**IW-108-20140523**	EPA 5030B/8260	MSV/61919		
60169986005	**IW-109-20140523**	EPA 5030B/8260	MSV/61881		
60169986006	**IW-101-20140523**	EPA 5030B/8260	MSV/61881		
60169986006	**IW-101-20140523**	EPA 5030B/8260	MSV/61919		
60169986007	**IW-130-20140523**	EPA 5030B/8260	MSV/61919		
60169986008	**MW-83-20140523**	EPA 5030B/8260	MSV/61919		
60169986009	**TRIP BLANK**	EPA 5030B/8260	MSV/61919		

This report shall not be reproduced, except in full,
without the written consent of Pace Analytical Services, Inc..

Pace Analytical
www.pacelabs.com

Sample Condition Upon Receipt

WO# : 60169986

60169986

Client Name: Environ

Optional
Proj Due Date:
Proj Name:

Courier: Fed Ex ☐ UPS ☐ USPS ☐ Client ☐ Commercial ☐ Pace ☐ Other ☒ NTA

Tracking #: _____ Pace Shipping Label Used? Yes ☐ No ☑

Custody Seal on Cooler/Box Present: Yes ☑ No ☐ Seals intact: Yes ☑ No ☐

Packing Material: Bubble Wrap ☐ Bubble Bags ☐ Foam ☑ None ☐ Other ☑ ZPLC

Thermometer Used: T-239 / T-194 **Type of Ice:** Wet Blue None ☐ Samples received on ice, cooling process has begun.
(circle one)

Cooler Temperature: 3.2

Temperature should be above freezing to 6°C

Date and initials of person examining contents: JVS 5/24/14

Chain of Custody present:	☑Yes ☐No ☐N/A	1.
Chain of Custody filled out:	☑Yes ☐No ☐N/A	2.
Chain of Custody relinquished:	☑Yes ☐No ☐N/A	3.
Sampler name & signature on COC:	☑Yes ☐No ☐N/A	4.
Samples arrived within holding time:	☑Yes ☐No ☐N/A	5.
Short Hold Time analyses (<72hr):	☐Yes ☑No ☐N/A	6.
Rush Turn Around Time requested:	☐Yes ☑No ☐N/A	7.
Sufficient volume:	☑Yes ☐No ☐N/A	8.
Correct containers used:	☑Yes ☐No ☐N/A	
Pace containers used:	☑Yes ☐No ☐N/A	9.
Containers intact:	☑Yes ☐No ☐N/A	10.
Unpreserved 5035A soils frozen w/in 48hrs?	☐Yes ☐No ☑N/A	11.
Filtered volume received for dissolved tests?	☐Yes ☐No ☑N/A	12.
Sample labels match COC:	☑Yes ☐No ☐N/A	
Includes date/time/ID/analyses Matrix: WT		13.
All containers needing preservation have been checked.	☐Yes ☐No ☑N/A	
All containers needing preservation are found to be in compliance with EPA recommendation.	☐Yes ☐No ☑N/A	14.
Exceptions: VOA, coliform, TOC, O&G, WI-DRO (water), Phenolics	☑Yes ☐No	Initial when completed / Lot # of added preservative
Trip Blank present:	☑Yes ☐No ☐N/A	
Pace Trip Blank lot # (if purchased): Cover		15.
Headspace in VOA vials (>6mm):	☐Yes ☑No ☐N/A	16.
Project sampled in USDA Regulated Area:	☐Yes ☐No ☑N/A	17. List State:

Client Notification/ Resolution: Copy COC to Client? Y / N Field Data Required? Y / N

Person Contacted: _____ Date/Time: _____

Comments/ Resolution: _____

Project Manager Review: MW Date: 5/27/14

Pace Analytical
www.pacelabs.com

CHAIN-OF-CUSTODY / Analytical Request Document

The Chain-of-Custody is a LEGAL DOCUMENT. All relevant fields must be completed accurately.

Section A Required Client Information:		Section B Required Project Information:		Section C Invoice Information:	
Company:	Environ	Report To:	Wendy Stonestreet	Attention:	Tamara Gleason
Address:	7500 College Blvd., Ste. 925	Copy To:	Tamara Gleason	Company Name:	
	Overland Park, KS 66210		tgleason@environcorp.com	Address:	
Email To:	wstonestreet@environcorp.com	Purchase Order No.:		Pace Quote Reference:	
Phone:	913-553-5926 Fax:	Project Name:	Fort Smith, AR	Pace Project Manager:	MJ Walls
Requested Due Date/TAT:		Project Number:		Pace Profile #:	7444, line 1

REGULATORY AGENCY

☐ NPDES ☐ GROUND WATER ☐ DRINKING WATER

☐ UST ☐ RCRA ☐ OTHER _____

Site Location STATE: AR

Requested Analysis Filtered (Y/N)

ITEM #	Section D Required Client Information — SAMPLE ID (A-Z, 0-9 / ,-) Sample IDs MUST BE UNIQUE	Valid Matrix Codes: MATRIX / CODE — DRINKING WATER DW; WATER WT; WASTE WATER WW; PRODUCT P; SOIL/SOLID SL; OIL OL; WIPE WP; AIR AR; OTHER OT; TISSUE TS	MATRIX CODE (see valid codes to left)	SAMPLE TYPE (G=GRAB C=COMP)	COLLECTED: COMPOSITE START DATE	COMPOSITE START TIME	COMPOSITE END/GRAB DATE	COMPOSITE END/GRAB TIME	SAMPLE TEMP AT COLLECTION	# OF CONTAINERS	Preservatives: Unpreserved	H_2SO_4	HNO_3	HCl	NaOH	$Na_2S_2O_3$	Methanol	Other	Analysis Test Y/N	8260 client specific list	Residual Chlorine (Y/N)	Pace Project No./ Lab I.D.
1	MW-24-20140522		WT	G			5/22/14	1603		3				X						X		60169986 001
2	MW-23-20140522		WT	G			5/22/14	1721		3				X						X		002
3	IW-100-20140523		WT	G			5/23/14	0916		3				X						X		003
4	IW-108-20140523		WT	G			5/23/14	1055		3				X						X		004
5	IW-109-20140523		WT	G			5/23/14	1148		3				X						X		005
6	IW-101-20140523		WT	G			5/23/14	1248		3				X						X		006
7	IW-130-20140523 MS		WT	G			5/23/14	1437		3				X						X		007
8	MW-83-20140523		WT	G			5/23/14	1549		3				X						X		008
9	Trip Blank		WT	G			5/22/14	0700		2				X						X		009
10																						
11																						
12																						

ADDITIONAL COMMENTS	RELINQUISHED BY / AFFILIATION	DATE	TIME	ACCEPTED BY / AFFILIATION	DATE	TIME	SAMPLE CONDITIONS: Temp in °C	Received on Ice (Y/N)	Custody Sealed Cooler (Y/N)	Samples Intact (Y/N)
	Victoria Sieglen / Environ	5/23/14	1700	PASE	5/23/14	1840	3.2	Y	Y	Y

SAMPLER NAME AND SIGNATURE

PRINT Name of SAMPLER: Victoria Sieglen

SIGNATURE of SAMPLER: Victoria Sieglen DATE Signed (MM/DD/YY): 5/23/14

*Important Note: By signing this form you are accepting Pace's NET 30 day payment terms and agreeing to late charges of 1.5% per month for any invoices not paid within 30 days.

Pace Analytical Services, Inc.
9608 Loiret Blvd.
Lenexa, KS 66219
(913)599-5665

June 02, 2014

Wendy Stonestreet
Environ International Corporation
7500 College Blvd Ste 925
Overland Park, KS 66210

RE: Project: FORT SMITH, AR
Pace Project No.: 60170152

Dear Wendy Stonestreet:
Enclosed are the analytical results for sample(s) received by the laboratory on May 29, 2014. The results relate only to the samples included in this report. Results reported herein conform to the most current TNI standards and the laboratory's Quality Assurance Manual, where applicable, unless otherwise noted in the body of the report.

If you have any questions concerning this report, please feel free to contact me.

Sincerely,



Mary Jane Walls
maryjane.walls@pacelabs.com
PM Lab Management

Enclosures

cc: EDD, Environ_AR
Tamara Gleason, ENVIRON International Corporation
Wayne Weber, Environ

REPORT OF LABORATORY ANALYSIS

This report shall not be reproduced, except in full,
without the written consent of Pace Analytical Services, Inc..

Pace Analytical Services, Inc.
9608 Loiret Blvd.
Lenexa, KS 66219
(913)599-5665

CERTIFICATIONS

Project: FORT SMITH, AR
Pace Project No.: 60170152

Kansas Certification IDs
9608 Loiret Boulevard, Lenexa, KS 66219
WY STR Certification #: 2456.01
Arkansas Certification #: 13-012-0
Illinois Certification #: 003097
Iowa Certification #: 118
Kansas/NELAP Certification #: E-10116
Louisiana Certification #: 03055
Nevada Certification #: KS000212008A
Oklahoma Certification #: 9205/9935
Texas Certification #: T104704407-13-4
Utah Certification #: KS000212013-3
Illinois Certification #: 003097

REPORT OF LABORATORY ANALYSIS

This report shall not be reproduced, except in full,
without the written consent of Pace Analytical Services, Inc..

Pace Analytical Services, Inc.
9608 Loiret Blvd.
Lenexa, KS 66219
(913)599-5665

SAMPLE SUMMARY

Project: FORT SMITH, AR
Pace Project No.: 60170152

Lab ID	Sample ID	Matrix	Date Collected	Date Received
60170152001	**IW-131-201405**	Water	05/28/14 10:55	05/29/14 06:10
60170152002	**MW-84-201405**	Water	05/27/14 18:05	05/29/14 06:10
60170152003	**IW-79-201405**	Water	05/28/14 12:15	05/29/14 06:10
60170152004	**IW-78-201405**	Water	05/28/14 13:15	05/29/14 06:10
60170152005	**IW-115-201405**	Water	05/28/14 14:15	05/29/14 06:10
60170152006	**IW-118-201405**	Water	05/28/14 15:35	05/29/14 06:10
60170152007	**MW-82-201405**	Water	05/28/14 16:45	05/29/14 06:10
60170152008	**TRIP BLANK 01-201405**	Water	05/28/14 10:55	05/29/14 06:10

REPORT OF LABORATORY ANALYSIS

This report shall not be reproduced, except in full,
without the written consent of Pace Analytical Services, Inc..

Pace Analytical Services, Inc.
9608 Loiret Blvd.
Lenexa, KS 66219
(913)599-5665

SAMPLE ANALYTE COUNT

Project: FORT SMITH, AR
Pace Project No.: 60170152

Lab ID	Sample ID	Method	Analysts	Analytes Reported	Laboratory
60170152001	**IW-131-201405**	EPA 5030B/8260	PRG	38	
60170152002	**MW-84-201405**	EPA 5030B/8260	PRG	38	
60170152003	**IW-79-201405**	EPA 5030B/8260	PRG	38	
60170152004	**IW-78-201405**	EPA 5030B/8260	PRG	38	
60170152005	**IW-115-201405**	EPA 5030B/8260	PRG	38	
60170152006	**IW-118-201405**	EPA 5030B/8260	PRG	38	
60170152007	**MW-82-201405**	EPA 5030B/8260	PRG	38	
60170152008	**TRIP BLANK 01-201405**	EPA 5030B/8260	PRG	38	

This report shall not be reproduced, except in full,
without the written consent of Pace Analytical Services, Inc..

Pace Analytical Services, Inc.
9608 Loiret Blvd.
Lenexa, KS 66219
(913)599-5665

PROJECT NARRATIVE

Project: FORT SMITH, AR
Pace Project No.: 60170152

Method: **EPA 5030B/8260**
Description: 8260 MSV
Client: Environ_AR
Date: June 02, 2014

General Information:
8 samples were analyzed for EPA 5030B/8260. All samples were received in acceptable condition with any exceptions noted below.

Hold Time:
The samples were analyzed within the method required hold times with any exceptions noted below.

Initial Calibrations (including MS Tune as applicable):
All criteria were within method requirements with any exceptions noted below.

Continuing Calibration:
All criteria were within method requirements with any exceptions noted below.

Internal Standards:
All internal standards were within QC limits with any exceptions noted below.

Surrogates:
All surrogates were within QC limits with any exceptions noted below.

Method Blank:
All analytes were below the report limit in the method blank, where applicable, with any exceptions noted below.

QC Batch: MSV/61943

B: Analyte was detected in the associated method blank.
- BLANK for HBN 340416 [MSV/6194 (Lab ID: 1386163)
  - Carbon disulfide

Laboratory Control Spike:
All laboratory control spike compounds were within QC limits with any exceptions noted below.

Matrix Spikes:
All percent recoveries and relative percent differences (RPDs) were within acceptance criteria with any exceptions noted below.

QC Batch: MSV/61943

A matrix spike/matrix spike duplicate was not performed due to insufficient sample volume.

Additional Comments:

This data package has been reviewed for quality and completeness and is approved for release.

This report shall not be reproduced, except in full,
without the written consent of Pace Analytical Services, Inc..

Pace Analytical Services, Inc.
9608 Loiret Blvd.
Lenexa, KS 66219
(913)599-5665

ANALYTICAL RESULTS

Project: FORT SMITH, AR
Pace Project No.: 60170152

Sample: IW-131-201405 **Lab ID: 60170152001** Collected: 05/28/14 10:55 Received: 05/29/14 06:10 Matrix: Water

Parameters	Results	Units	Report Limit	MDL	DF	Prepared	Analyzed	CAS No.	Qual
8260 MSV	Analytical Method: EPA 5030B/8260								
Acetone	**33.9**	ug/L	10.0	1.9	1		05/30/14 12:34	67-64-1	
Benzene	ND	ug/L	5.0	0.060	1		05/30/14 12:34	71-43-2	
Bromodichloromethane	ND	ug/L	5.0	0.19	1		05/30/14 12:34	75-27-4	
Bromoform	ND	ug/L	5.0	0.070	1		05/30/14 12:34	75-25-2	
Bromomethane	ND	ug/L	7.0	0.16	1		05/30/14 12:34	74-83-9	
2-Butanone (MEK)	**25.0**	ug/L	10.0	0.59	1		05/30/14 12:34	78-93-3	
Carbon disulfide	ND	ug/L	10.0	0.12	1		05/30/14 12:34	75-15-0	
Carbon tetrachloride	ND	ug/L	5.0	0.18	1		05/30/14 12:34	56-23-5	
Chlorobenzene	ND	ug/L	5.0	0.21	1		05/30/14 12:34	108-90-7	
Chloroethane	ND	ug/L	10.0	0.15	1		05/30/14 12:34	75-00-3	
Chloroform	**0.20J**	ug/L	5.0	0.14	1		05/30/14 12:34	67-66-3	
Chloromethane	ND	ug/L	10.0	0.080	1		05/30/14 12:34	74-87-3	
Dibromochloromethane	ND	ug/L	5.0	0.21	1		05/30/14 12:34	124-48-1	
1,1-Dichloroethane	ND	ug/L	2.4	0.050	1		05/30/14 12:34	75-34-3	
1,2-Dichloroethane	ND	ug/L	5.0	0.12	1		05/30/14 12:34	107-06-2	
1,1-Dichloroethene	**0.38J**	ug/L	5.0	0.20	1		05/30/14 12:34	75-35-4	
cis-1,2-Dichloroethene	**8.8**	ug/L	5.0	0.080	1		05/30/14 12:34	156-59-2	
trans-1,2-Dichloroethene	**1.4J**	ug/L	5.0	0.20	1		05/30/14 12:34	156-60-5	
1,2-Dichloropropane	ND	ug/L	5.0	0.16	1		05/30/14 12:34	78-87-5	
cis-1,3-Dichloropropene	ND	ug/L	1.0	0.14	1		05/30/14 12:34	10061-01-5	
trans-1,3-Dichloropropene	ND	ug/L	1.0	0.12	1		05/30/14 12:34	10061-02-6	
Ethylbenzene	ND	ug/L	5.0	0.18	1		05/30/14 12:34	100-41-4	
2-Hexanone	ND	ug/L	10.0	1.2	1		05/30/14 12:34	591-78-6	
Methylene chloride	ND	ug/L	5.0	0.15	1		05/30/14 12:34	75-09-2	
4-Methyl-2-pentanone (MIBK)	ND	ug/L	10.0	0.42	1		05/30/14 12:34	108-10-1	
Styrene	ND	ug/L	5.0	0.12	1		05/30/14 12:34	100-42-5	
1,1,2,2-Tetrachloroethane	ND	ug/L	1.0	0.15	1		05/30/14 12:34	79-34-5	
Tetrachloroethene	**0.15J**	ug/L	5.0	0.10	1		05/30/14 12:34	127-18-4	
Toluene	ND	ug/L	5.0	0.17	1		05/30/14 12:34	108-88-3	
1,1,1-Trichloroethane	ND	ug/L	5.0	0.11	1		05/30/14 12:34	71-55-6	
1,1,2-Trichloroethane	ND	ug/L	5.0	0.20	1		05/30/14 12:34	79-00-5	
Trichloroethene	**443**	ug/L	25.0	0.85	5		05/30/14 12:48	79-01-6	
Vinyl chloride	**0.30J**	ug/L	2.0	0.13	1		05/30/14 12:34	75-01-4	
Xylene (Total)	ND	ug/L	5.0	0.42	1		05/30/14 12:34	1330-20-7	
Surrogates									
4-Bromofluorobenzene (S)	103	%	80-120		1		05/30/14 12:34	460-00-4	
1,2-Dichloroethane-d4 (S)	105	%	80-120		1		05/30/14 12:34	17060-07-0	
Toluene-d8 (S)	95	%	80-120		1		05/30/14 12:34	2037-26-5	
Preservation pH	**1.0**		0.10	0.10	1		05/30/14 12:34		

REPORT OF LABORATORY ANALYSIS

This report shall not be reproduced, except in full,
without the written consent of Pace Analytical Services, Inc..

Pace Analytical Services, Inc.
9608 Loiret Blvd.
Lenexa, KS 66219
(913)599-5665

ANALYTICAL RESULTS

Project: FORT SMITH, AR
Pace Project No.: 60170152

Sample: MW-84-201405 **Lab ID: 60170152002** Collected: 05/27/14 18:05 Received: 05/29/14 06:10 Matrix: Water

Parameters	Results	Units	Report Limit	MDL	DF	Prepared	Analyzed	CAS No.	Qual
8260 MSV	Analytical Method: EPA 5030B/8260								
Acetone	ND	ug/L	10.0	1.9	1		05/30/14 13:02	67-64-1	
Benzene	ND	ug/L	5.0	0.060	1		05/30/14 13:02	71-43-2	
Bromodichloromethane	ND	ug/L	5.0	0.19	1		05/30/14 13:02	75-27-4	
Bromoform	ND	ug/L	5.0	0.070	1		05/30/14 13:02	75-25-2	
Bromomethane	ND	ug/L	7.0	0.16	1		05/30/14 13:02	74-83-9	
2-Butanone (MEK)	ND	ug/L	10.0	0.59	1		05/30/14 13:02	78-93-3	
Carbon disulfide	ND	ug/L	10.0	0.12	1		05/30/14 13:02	75-15-0	
Carbon tetrachloride	ND	ug/L	5.0	0.18	1		05/30/14 13:02	56-23-5	
Chlorobenzene	ND	ug/L	5.0	0.21	1		05/30/14 13:02	108-90-7	
Chloroethane	ND	ug/L	10.0	0.15	1		05/30/14 13:02	75-00-3	
Chloroform	**0.40J**	ug/L	5.0	0.14	1		05/30/14 13:02	67-66-3	
Chloromethane	ND	ug/L	10.0	0.080	1		05/30/14 13:02	74-87-3	
Dibromochloromethane	ND	ug/L	5.0	0.21	1		05/30/14 13:02	124-48-1	
1,1-Dichloroethane	ND	ug/L	2.4	0.050	1		05/30/14 13:02	75-34-3	
1,2-Dichloroethane	ND	ug/L	5.0	0.12	1		05/30/14 13:02	107-06-2	
1,1-Dichloroethene	**0.45J**	ug/L	5.0	0.20	1		05/30/14 13:02	75-35-4	
cis-1,2-Dichloroethene	**4.6J**	ug/L	5.0	0.080	1		05/30/14 13:02	156-59-2	
trans-1,2-Dichloroethene	**0.40J**	ug/L	5.0	0.20	1		05/30/14 13:02	156-60-5	
1,2-Dichloropropane	ND	ug/L	5.0	0.16	1		05/30/14 13:02	78-87-5	
cis-1,3-Dichloropropene	ND	ug/L	1.0	0.14	1		05/30/14 13:02	10061-01-5	
trans-1,3-Dichloropropene	ND	ug/L	1.0	0.12	1		05/30/14 13:02	10061-02-6	
Ethylbenzene	ND	ug/L	5.0	0.18	1		05/30/14 13:02	100-41-4	
2-Hexanone	ND	ug/L	10.0	1.2	1		05/30/14 13:02	591-78-6	
Methylene chloride	ND	ug/L	5.0	0.15	1		05/30/14 13:02	75-09-2	
4-Methyl-2-pentanone (MIBK)	ND	ug/L	10.0	0.42	1		05/30/14 13:02	108-10-1	
Styrene	ND	ug/L	5.0	0.12	1		05/30/14 13:02	100-42-5	
1,1,2,2-Tetrachloroethane	ND	ug/L	1.0	0.15	1		05/30/14 13:02	79-34-5	
Tetrachloroethene	ND	ug/L	5.0	0.10	1		05/30/14 13:02	127-18-4	
Toluene	**0.55J**	ug/L	5.0	0.17	1		05/30/14 13:02	108-88-3	
1,1,1-Trichloroethane	ND	ug/L	5.0	0.11	1		05/30/14 13:02	71-55-6	
1,1,2-Trichloroethane	ND	ug/L	5.0	0.20	1		05/30/14 13:02	79-00-5	
Trichloroethene	**214**	ug/L	25.0	0.85	5		05/30/14 13:17	79-01-6	
Vinyl chloride	**0.16J**	ug/L	2.0	0.13	1		05/30/14 13:02	75-01-4	
Xylene (Total)	ND	ug/L	5.0	0.42	1		05/30/14 13:02	1330-20-7	
Surrogates									
4-Bromofluorobenzene (S)	102	%	80-120		1		05/30/14 13:02	460-00-4	
1,2-Dichloroethane-d4 (S)	100	%	80-120		1		05/30/14 13:02	17060-07-0	
Toluene-d8 (S)	92	%	80-120		1		05/30/14 13:02	2037-26-5	
Preservation pH	**1.0**		0.10	0.10	1		05/30/14 13:02		

REPORT OF LABORATORY ANALYSIS

This report shall not be reproduced, except in full,
without the written consent of Pace Analytical Services, Inc..

Pace Analytical Services, Inc.
9608 Loiret Blvd.
Lenexa, KS 66219
(913)599-5665

ANALYTICAL RESULTS

Project: FORT SMITH, AR
Pace Project No.: 60170152

Sample: IW-79-201405 **Lab ID: 60170152003** Collected: 05/28/14 12:15 Received: 05/29/14 06:10 Matrix: Water

Parameters	Results	Units	Report Limit	MDL	DF	Prepared	Analyzed	CAS No.	Qual
8260 MSV	Analytical Method: EPA 5030B/8260								
Acetone	ND	ug/L	10.0	1.9	1		05/30/14 13:31	67-64-1	
Benzene	**0.21J**	ug/L	5.0	0.060	1		05/30/14 13:31	71-43-2	
Bromodichloromethane	ND	ug/L	5.0	0.19	1		05/30/14 13:31	75-27-4	
Bromoform	**1.3J**	ug/L	5.0	0.070	1		05/30/14 13:31	75-25-2	
Bromomethane	ND	ug/L	7.0	0.16	1		05/30/14 13:31	74-83-9	
2-Butanone (MEK)	ND	ug/L	10.0	0.59	1		05/30/14 13:31	78-93-3	
Carbon disulfide	ND	ug/L	10.0	0.12	1		05/30/14 13:31	75-15-0	
Carbon tetrachloride	ND	ug/L	5.0	0.18	1		05/30/14 13:31	56-23-5	
Chlorobenzene	ND	ug/L	5.0	0.21	1		05/30/14 13:31	108-90-7	
Chloroethane	ND	ug/L	10.0	0.15	1		05/30/14 13:31	75-00-3	
Chloroform	**0.30J**	ug/L	5.0	0.14	1		05/30/14 13:31	67-66-3	
Chloromethane	ND	ug/L	10.0	0.080	1		05/30/14 13:31	74-87-3	
Dibromochloromethane	ND	ug/L	5.0	0.21	1		05/30/14 13:31	124-48-1	
1,1-Dichloroethane	ND	ug/L	2.4	0.050	1		05/30/14 13:31	75-34-3	
1,2-Dichloroethane	ND	ug/L	5.0	0.12	1		05/30/14 13:31	107-06-2	
1,1-Dichloroethene	ND	ug/L	5.0	0.20	1		05/30/14 13:31	75-35-4	
cis-1,2-Dichloroethene	**6.9**	ug/L	5.0	0.080	1		05/30/14 13:31	156-59-2	
trans-1,2-Dichloroethene	**1.7J**	ug/L	5.0	0.20	1		05/30/14 13:31	156-60-5	
1,2-Dichloropropane	ND	ug/L	5.0	0.16	1		05/30/14 13:31	78-87-5	
cis-1,3-Dichloropropene	ND	ug/L	1.0	0.14	1		05/30/14 13:31	10061-01-5	
trans-1,3-Dichloropropene	ND	ug/L	1.0	0.12	1		05/30/14 13:31	10061-02-6	
Ethylbenzene	ND	ug/L	5.0	0.18	1		05/30/14 13:31	100-41-4	
2-Hexanone	ND	ug/L	10.0	1.2	1		05/30/14 13:31	591-78-6	
Methylene chloride	ND	ug/L	5.0	0.15	1		05/30/14 13:31	75-09-2	
4-Methyl-2-pentanone (MIBK)	ND	ug/L	10.0	0.42	1		05/30/14 13:31	108-10-1	
Styrene	ND	ug/L	5.0	0.12	1		05/30/14 13:31	100-42-5	
1,1,2,2-Tetrachloroethane	ND	ug/L	1.0	0.15	1		05/30/14 13:31	79-34-5	
Tetrachloroethene	ND	ug/L	5.0	0.10	1		05/30/14 13:31	127-18-4	
Toluene	ND	ug/L	5.0	0.17	1		05/30/14 13:31	108-88-3	
1,1,1-Trichloroethane	ND	ug/L	5.0	0.11	1		05/30/14 13:31	71-55-6	
1,1,2-Trichloroethane	ND	ug/L	5.0	0.20	1		05/30/14 13:31	79-00-5	
Trichloroethene	**426**	ug/L	25.0	0.85	5		05/30/14 13:45	79-01-6	
Vinyl chloride	ND	ug/L	2.0	0.13	1		05/30/14 13:31	75-01-4	
Xylene (Total)	ND	ug/L	5.0	0.42	1		05/30/14 13:31	1330-20-7	
Surrogates									
4-Bromofluorobenzene (S)	100	%	80-120		1		05/30/14 13:31	460-00-4	
1,2-Dichloroethane-d4 (S)	101	%	80-120		1		05/30/14 13:31	17060-07-0	
Toluene-d8 (S)	95	%	80-120		1		05/30/14 13:31	2037-26-5	
Preservation pH	**1.0**		0.10	0.10	1		05/30/14 13:31		

REPORT OF LABORATORY ANALYSIS

This report shall not be reproduced, except in full,
without the written consent of Pace Analytical Services, Inc..

Pace Analytical Services, Inc.
9608 Loiret Blvd.
Lenexa, KS 66219
(913)599-5665

ANALYTICAL RESULTS

Project: FORT SMITH, AR
Pace Project No.: 60170152

Sample: IW-78-201405 **Lab ID: 60170152004** Collected: 05/28/14 13:15 Received: 05/29/14 06:10 Matrix: Water

Parameters	Results	Units	Report Limit	MDL	DF	Prepared	Analyzed	CAS No.	Qual
8260 MSV	Analytical Method: EPA 5030B/8260								
Acetone	**9.1J**	ug/L	10.0	1.9	1		05/30/14 14:00	67-64-1	
Benzene	**0.23J**	ug/L	5.0	0.060	1		05/30/14 14:00	71-43-2	
Bromodichloromethane	ND	ug/L	5.0	0.19	1		05/30/14 14:00	75-27-4	
Bromoform	**5.1**	ug/L	5.0	0.070	1		05/30/14 14:00	75-25-2	
Bromomethane	**2.0J**	ug/L	7.0	0.16	1		05/30/14 14:00	74-83-9	
2-Butanone (MEK)	ND	ug/L	10.0	0.59	1		05/30/14 14:00	78-93-3	
Carbon disulfide	ND	ug/L	10.0	0.12	1		05/30/14 14:00	75-15-0	
Carbon tetrachloride	ND	ug/L	5.0	0.18	1		05/30/14 14:00	56-23-5	
Chlorobenzene	ND	ug/L	5.0	0.21	1		05/30/14 14:00	108-90-7	
Chloroethane	ND	ug/L	10.0	0.15	1		05/30/14 14:00	75-00-3	
Chloroform	**0.22J**	ug/L	5.0	0.14	1		05/30/14 14:00	67-66-3	
Chloromethane	**2.3J**	ug/L	10.0	0.080	1		05/30/14 14:00	74-87-3	
Dibromochloromethane	**0.26J**	ug/L	5.0	0.21	1		05/30/14 14:00	124-48-1	
1,1-Dichloroethane	ND	ug/L	2.4	0.050	1		05/30/14 14:00	75-34-3	
1,2-Dichloroethane	ND	ug/L	5.0	0.12	1		05/30/14 14:00	107-06-2	
1,1-Dichloroethene	ND	ug/L	5.0	0.20	1		05/30/14 14:00	75-35-4	
cis-1,2-Dichloroethene	**6.2**	ug/L	5.0	0.080	1		05/30/14 14:00	156-59-2	
trans-1,2-Dichloroethene	**1.1J**	ug/L	5.0	0.20	1		05/30/14 14:00	156-60-5	
1,2-Dichloropropane	ND	ug/L	5.0	0.16	1		05/30/14 14:00	78-87-5	
cis-1,3-Dichloropropene	ND	ug/L	1.0	0.14	1		05/30/14 14:00	10061-01-5	
trans-1,3-Dichloropropene	ND	ug/L	1.0	0.12	1		05/30/14 14:00	10061-02-6	
Ethylbenzene	ND	ug/L	5.0	0.18	1		05/30/14 14:00	100-41-4	
2-Hexanone	ND	ug/L	10.0	1.2	1		05/30/14 14:00	591-78-6	
Methylene chloride	ND	ug/L	5.0	0.15	1		05/30/14 14:00	75-09-2	
4-Methyl-2-pentanone (MIBK)	ND	ug/L	10.0	0.42	1		05/30/14 14:00	108-10-1	
Styrene	ND	ug/L	5.0	0.12	1		05/30/14 14:00	100-42-5	
1,1,2,2-Tetrachloroethane	ND	ug/L	1.0	0.15	1		05/30/14 14:00	79-34-5	
Tetrachloroethene	ND	ug/L	5.0	0.10	1		05/30/14 14:00	127-18-4	
Toluene	ND	ug/L	5.0	0.17	1		05/30/14 14:00	108-88-3	
1,1,1-Trichloroethane	ND	ug/L	5.0	0.11	1		05/30/14 14:00	71-55-6	
1,1,2-Trichloroethane	ND	ug/L	5.0	0.20	1		05/30/14 14:00	79-00-5	
Trichloroethene	**255**	ug/L	25.0	0.85	5		05/30/14 14:14	79-01-6	
Vinyl chloride	ND	ug/L	2.0	0.13	1		05/30/14 14:00	75-01-4	
Xylene (Total)	ND	ug/L	5.0	0.42	1		05/30/14 14:00	1330-20-7	
Surrogates									
4-Bromofluorobenzene (S)	100	%	80-120		1		05/30/14 14:00	460-00-4	
1,2-Dichloroethane-d4 (S)	101	%	80-120		1		05/30/14 14:00	17060-07-0	
Toluene-d8 (S)	93	%	80-120		1		05/30/14 14:00	2037-26-5	
Preservation pH	**1.0**		0.10	0.10	1		05/30/14 14:00		

REPORT OF LABORATORY ANALYSIS

This report shall not be reproduced, except in full,
without the written consent of Pace Analytical Services, Inc..

Pace Analytical Services, Inc.
9608 Loiret Blvd.
Lenexa, KS 66219
(913)599-5665

ANALYTICAL RESULTS

Project: FORT SMITH, AR
Pace Project No.: 60170152

Sample: IW-115-201405 **Lab ID: 60170152005** Collected: 05/28/14 14:15 Received: 05/29/14 06:10 Matrix: Water

Parameters	Results	Units	Report Limit	MDL	DF	Prepared	Analyzed	CAS No.	Qual
8260 MSV	Analytical Method: EPA 5030B/8260								
Acetone	ND	ug/L	10.0	1.9	1		05/30/14 14:28	67-64-1	
Benzene	ND	ug/L	5.0	0.060	1		05/30/14 14:28	71-43-2	
Bromodichloromethane	ND	ug/L	5.0	0.19	1		05/30/14 14:28	75-27-4	
Bromoform	ND	ug/L	5.0	0.070	1		05/30/14 14:28	75-25-2	
Bromomethane	ND	ug/L	7.0	0.16	1		05/30/14 14:28	74-83-9	
2-Butanone (MEK)	ND	ug/L	10.0	0.59	1		05/30/14 14:28	78-93-3	
Carbon disulfide	ND	ug/L	10.0	0.12	1		05/30/14 14:28	75-15-0	
Carbon tetrachloride	ND	ug/L	5.0	0.18	1		05/30/14 14:28	56-23-5	
Chlorobenzene	ND	ug/L	5.0	0.21	1		05/30/14 14:28	108-90-7	
Chloroethane	ND	ug/L	10.0	0.15	1		05/30/14 14:28	75-00-3	
Chloroform	**0.28J**	ug/L	5.0	0.14	1		05/30/14 14:28	67-66-3	
Chloromethane	ND	ug/L	10.0	0.080	1		05/30/14 14:28	74-87-3	
Dibromochloromethane	ND	ug/L	5.0	0.21	1		05/30/14 14:28	124-48-1	
1,1-Dichloroethane	ND	ug/L	2.4	0.050	1		05/30/14 14:28	75-34-3	
1,2-Dichloroethane	ND	ug/L	5.0	0.12	1		05/30/14 14:28	107-06-2	
1,1-Dichloroethene	**0.86J**	ug/L	5.0	0.20	1		05/30/14 14:28	75-35-4	
cis-1,2-Dichloroethene	**11.2**	ug/L	5.0	0.080	1		05/30/14 14:28	156-59-2	
trans-1,2-Dichloroethene	**1.3J**	ug/L	5.0	0.20	1		05/30/14 14:28	156-60-5	
1,2-Dichloropropane	ND	ug/L	5.0	0.16	1		05/30/14 14:28	78-87-5	
cis-1,3-Dichloropropene	ND	ug/L	1.0	0.14	1		05/30/14 14:28	10061-01-5	
trans-1,3-Dichloropropene	ND	ug/L	1.0	0.12	1		05/30/14 14:28	10061-02-6	
Ethylbenzene	ND	ug/L	5.0	0.18	1		05/30/14 14:28	100-41-4	
2-Hexanone	ND	ug/L	10.0	1.2	1		05/30/14 14:28	591-78-6	
Methylene chloride	ND	ug/L	5.0	0.15	1		05/30/14 14:28	75-09-2	
4-Methyl-2-pentanone (MIBK)	ND	ug/L	10.0	0.42	1		05/30/14 14:28	108-10-1	
Styrene	ND	ug/L	5.0	0.12	1		05/30/14 14:28	100-42-5	
1,1,2,2-Tetrachloroethane	ND	ug/L	1.0	0.15	1		05/30/14 14:28	79-34-5	
Tetrachloroethene	ND	ug/L	5.0	0.10	1		05/30/14 14:28	127-18-4	
Toluene	ND	ug/L	5.0	0.17	1		05/30/14 14:28	108-88-3	
1,1,1-Trichloroethane	ND	ug/L	5.0	0.11	1		05/30/14 14:28	71-55-6	
1,1,2-Trichloroethane	ND	ug/L	5.0	0.20	1		05/30/14 14:28	79-00-5	
Trichloroethene	**504**	ug/L	25.0	0.85	5		05/30/14 14:43	79-01-6	
Vinyl chloride	**0.27J**	ug/L	2.0	0.13	1		05/30/14 14:28	75-01-4	
Xylene (Total)	ND	ug/L	5.0	0.42	1		05/30/14 14:28	1330-20-7	
Surrogates									
4-Bromofluorobenzene (S)	100	%	80-120		1		05/30/14 14:28	460-00-4	
1,2-Dichloroethane-d4 (S)	100	%	80-120		1		05/30/14 14:28	17060-07-0	
Toluene-d8 (S)	93	%	80-120		1		05/30/14 14:28	2037-26-5	
Preservation pH	**1.0**		0.10	0.10	1		05/30/14 14:28		

REPORT OF LABORATORY ANALYSIS

This report shall not be reproduced, except in full,
without the written consent of Pace Analytical Services, Inc..

Pace Analytical Services, Inc.
9608 Loiret Blvd.
Lenexa, KS 66219
(913)599-5665

ANALYTICAL RESULTS

Project: FORT SMITH, AR
Pace Project No.: 60170152

Sample: IW-118-201405 **Lab ID: 60170152006** Collected: 05/28/14 15:35 Received: 05/29/14 06:10 Matrix: Water

Parameters	Results	Units	Report Limit	MDL	DF	Prepared	Analyzed	CAS No.	Qual
8260 MSV	Analytical Method: EPA 5030B/8260								
Acetone	**4.0J**	ug/L	10.0	1.9	1		05/30/14 14:57	67-64-1	
Benzene	ND	ug/L	5.0	0.060	1		05/30/14 14:57	71-43-2	
Bromodichloromethane	ND	ug/L	5.0	0.19	1		05/30/14 14:57	75-27-4	
Bromoform	**0.28J**	ug/L	5.0	0.070	1		05/30/14 14:57	75-25-2	
Bromomethane	ND	ug/L	7.0	0.16	1		05/30/14 14:57	74-83-9	
2-Butanone (MEK)	ND	ug/L	10.0	0.59	1		05/30/14 14:57	78-93-3	
Carbon disulfide	ND	ug/L	10.0	0.12	1		05/30/14 14:57	75-15-0	
Carbon tetrachloride	ND	ug/L	5.0	0.18	1		05/30/14 14:57	56-23-5	
Chlorobenzene	ND	ug/L	5.0	0.21	1		05/30/14 14:57	108-90-7	
Chloroethane	ND	ug/L	10.0	0.15	1		05/30/14 14:57	75-00-3	
Chloroform	**0.30J**	ug/L	5.0	0.14	1		05/30/14 14:57	67-66-3	
Chloromethane	ND	ug/L	10.0	0.080	1		05/30/14 14:57	74-87-3	
Dibromochloromethane	ND	ug/L	5.0	0.21	1		05/30/14 14:57	124-48-1	
1,1-Dichloroethane	ND	ug/L	2.4	0.050	1		05/30/14 14:57	75-34-3	
1,2-Dichloroethane	ND	ug/L	5.0	0.12	1		05/30/14 14:57	107-06-2	
1,1-Dichloroethene	ND	ug/L	5.0	0.20	1		05/30/14 14:57	75-35-4	
cis-1,2-Dichloroethene	**9.3**	ug/L	5.0	0.080	1		05/30/14 14:57	156-59-2	
trans-1,2-Dichloroethene	**1.9J**	ug/L	5.0	0.20	1		05/30/14 14:57	156-60-5	
1,2-Dichloropropane	ND	ug/L	5.0	0.16	1		05/30/14 14:57	78-87-5	
cis-1,3-Dichloropropene	ND	ug/L	1.0	0.14	1		05/30/14 14:57	10061-01-5	
trans-1,3-Dichloropropene	ND	ug/L	1.0	0.12	1		05/30/14 14:57	10061-02-6	
Ethylbenzene	ND	ug/L	5.0	0.18	1		05/30/14 14:57	100-41-4	
2-Hexanone	ND	ug/L	10.0	1.2	1		05/30/14 14:57	591-78-6	
Methylene chloride	ND	ug/L	5.0	0.15	1		05/30/14 14:57	75-09-2	
4-Methyl-2-pentanone (MIBK)	ND	ug/L	10.0	0.42	1		05/30/14 14:57	108-10-1	
Styrene	ND	ug/L	5.0	0.12	1		05/30/14 14:57	100-42-5	
1,1,2,2-Tetrachloroethane	ND	ug/L	1.0	0.15	1		05/30/14 14:57	79-34-5	
Tetrachloroethene	**0.14J**	ug/L	5.0	0.10	1		05/30/14 14:57	127-18-4	
Toluene	ND	ug/L	5.0	0.17	1		05/30/14 14:57	108-88-3	
1,1,1-Trichloroethane	ND	ug/L	5.0	0.11	1		05/30/14 14:57	71-55-6	
1,1,2-Trichloroethane	ND	ug/L	5.0	0.20	1		05/30/14 14:57	79-00-5	
Trichloroethene	**437**	ug/L	25.0	0.85	5		05/30/14 15:11	79-01-6	
Vinyl chloride	ND	ug/L	2.0	0.13	1		05/30/14 14:57	75-01-4	
Xylene (Total)	ND	ug/L	5.0	0.42	1		05/30/14 14:57	1330-20-7	
Surrogates									
4-Bromofluorobenzene (S)	106	%	80-120		1		05/30/14 14:57	460-00-4	
1,2-Dichloroethane-d4 (S)	100	%	80-120		1		05/30/14 14:57	17060-07-0	
Toluene-d8 (S)	94	%	80-120		1		05/30/14 14:57	2037-26-5	
Preservation pH	**1.0**		0.10	0.10	1		05/30/14 14:57		

REPORT OF LABORATORY ANALYSIS

This report shall not be reproduced, except in full,
without the written consent of Pace Analytical Services, Inc..

Pace Analytical Services, Inc.
9608 Loiret Blvd.
Lenexa, KS 66219
(913)599-5665

ANALYTICAL RESULTS

Project: FORT SMITH, AR
Pace Project No.: 60170152

Sample: MW-82-201405 **Lab ID: 60170152007** Collected: 05/28/14 16:45 Received: 05/29/14 06:10 Matrix: Water

Parameters	Results	Units	Report Limit	MDL	DF	Prepared	Analyzed	CAS No.	Qual
8260 MSV	Analytical Method: EPA 5030B/8260								
Acetone	ND	ug/L	10.0	1.9	1		05/30/14 15:26	67-64-1	
Benzene	ND	ug/L	5.0	0.060	1		05/30/14 15:26	71-43-2	
Bromodichloromethane	ND	ug/L	5.0	0.19	1		05/30/14 15:26	75-27-4	
Bromoform	ND	ug/L	5.0	0.070	1		05/30/14 15:26	75-25-2	
Bromomethane	ND	ug/L	7.0	0.16	1		05/30/14 15:26	74-83-9	
2-Butanone (MEK)	ND	ug/L	10.0	0.59	1		05/30/14 15:26	78-93-3	
Carbon disulfide	ND	ug/L	10.0	0.12	1		05/30/14 15:26	75-15-0	
Carbon tetrachloride	ND	ug/L	5.0	0.18	1		05/30/14 15:26	56-23-5	
Chlorobenzene	ND	ug/L	5.0	0.21	1		05/30/14 15:26	108-90-7	
Chloroethane	ND	ug/L	10.0	0.15	1		05/30/14 15:26	75-00-3	
Chloroform	**0.26J**	ug/L	5.0	0.14	1		05/30/14 15:26	67-66-3	
Chloromethane	ND	ug/L	10.0	0.080	1		05/30/14 15:26	74-87-3	
Dibromochloromethane	ND	ug/L	5.0	0.21	1		05/30/14 15:26	124-48-1	
1,1-Dichloroethane	ND	ug/L	2.4	0.050	1		05/30/14 15:26	75-34-3	
1,2-Dichloroethane	ND	ug/L	5.0	0.12	1		05/30/14 15:26	107-06-2	
1,1-Dichloroethene	**0.59J**	ug/L	5.0	0.20	1		05/30/14 15:26	75-35-4	
cis-1,2-Dichloroethene	**4.8J**	ug/L	5.0	0.080	1		05/30/14 15:26	156-59-2	
trans-1,2-Dichloroethene	ND	ug/L	5.0	0.20	1		05/30/14 15:26	156-60-5	
1,2-Dichloropropane	ND	ug/L	5.0	0.16	1		05/30/14 15:26	78-87-5	
cis-1,3-Dichloropropene	ND	ug/L	1.0	0.14	1		05/30/14 15:26	10061-01-5	
trans-1,3-Dichloropropene	ND	ug/L	1.0	0.12	1		05/30/14 15:26	10061-02-6	
Ethylbenzene	ND	ug/L	5.0	0.18	1		05/30/14 15:26	100-41-4	
2-Hexanone	ND	ug/L	10.0	1.2	1		05/30/14 15:26	591-78-6	
Methylene chloride	ND	ug/L	5.0	0.15	1		05/30/14 15:26	75-09-2	
4-Methyl-2-pentanone (MIBK)	ND	ug/L	10.0	0.42	1		05/30/14 15:26	108-10-1	
Styrene	ND	ug/L	5.0	0.12	1		05/30/14 15:26	100-42-5	
1,1,2,2-Tetrachloroethane	ND	ug/L	1.0	0.15	1		05/30/14 15:26	79-34-5	
Tetrachloroethene	ND	ug/L	5.0	0.10	1		05/30/14 15:26	127-18-4	
Toluene	**0.78J**	ug/L	5.0	0.17	1		05/30/14 15:26	108-88-3	
1,1,1-Trichloroethane	**0.31J**	ug/L	5.0	0.11	1		05/30/14 15:26	71-55-6	
1,1,2-Trichloroethane	ND	ug/L	5.0	0.20	1		05/30/14 15:26	79-00-5	
Trichloroethene	**285**	ug/L	25.0	0.85	5		05/30/14 15:40	79-01-6	
Vinyl chloride	**0.14J**	ug/L	2.0	0.13	1		05/30/14 15:26	75-01-4	
Xylene (Total)	ND	ug/L	5.0	0.42	1		05/30/14 15:26	1330-20-7	
Surrogates									
4-Bromofluorobenzene (S)	102	%	80-120		1		05/30/14 15:26	460-00-4	
1,2-Dichloroethane-d4 (S)	100	%	80-120		1		05/30/14 15:26	17060-07-0	
Toluene-d8 (S)	92	%	80-120		1		05/30/14 15:26	2037-26-5	
Preservation pH	**1.0**		0.10	0.10	1		05/30/14 15:26		

REPORT OF LABORATORY ANALYSIS

This report shall not be reproduced, except in full,
without the written consent of Pace Analytical Services, Inc..

Pace Analytical Services, Inc.
9608 Loiret Blvd.
Lenexa, KS 66219
(913)599-5665

ANALYTICAL RESULTS

Project: FORT SMITH, AR
Pace Project No.: 60170152

Sample: TRIP BLANK 01-201405 **Lab ID: 60170152008** Collected: 05/28/14 10:55 Received: 05/29/14 06:10 Matrix: Water

Parameters	Results	Units	Report Limit	MDL	DF	Prepared	Analyzed	CAS No.	Qual
8260 MSV	Analytical Method: EPA 5030B/8260								
Acetone	ND	ug/L	10.0	1.9	1		05/30/14 09:56	67-64-1	
Benzene	ND	ug/L	5.0	0.060	1		05/30/14 09:56	71-43-2	
Bromodichloromethane	ND	ug/L	5.0	0.19	1		05/30/14 09:56	75-27-4	
Bromoform	ND	ug/L	5.0	0.070	1		05/30/14 09:56	75-25-2	
Bromomethane	ND	ug/L	7.0	0.16	1		05/30/14 09:56	74-83-9	
2-Butanone (MEK)	ND	ug/L	10.0	0.59	1		05/30/14 09:56	78-93-3	
Carbon disulfide	**0.15J**	ug/L	10.0	0.12	1		05/30/14 09:56	75-15-0	B
Carbon tetrachloride	ND	ug/L	5.0	0.18	1		05/30/14 09:56	56-23-5	
Chlorobenzene	ND	ug/L	5.0	0.21	1		05/30/14 09:56	108-90-7	
Chloroethane	ND	ug/L	10.0	0.15	1		05/30/14 09:56	75-00-3	
Chloroform	ND	ug/L	5.0	0.14	1		05/30/14 09:56	67-66-3	
Chloromethane	ND	ug/L	10.0	0.080	1		05/30/14 09:56	74-87-3	
Dibromochloromethane	ND	ug/L	5.0	0.21	1		05/30/14 09:56	124-48-1	
1,1-Dichloroethane	ND	ug/L	2.4	0.050	1		05/30/14 09:56	75-34-3	
1,2-Dichloroethane	ND	ug/L	5.0	0.12	1		05/30/14 09:56	107-06-2	
1,1-Dichloroethene	ND	ug/L	5.0	0.20	1		05/30/14 09:56	75-35-4	
cis-1,2-Dichloroethene	ND	ug/L	5.0	0.080	1		05/30/14 09:56	156-59-2	
trans-1,2-Dichloroethene	ND	ug/L	5.0	0.20	1		05/30/14 09:56	156-60-5	
1,2-Dichloropropane	ND	ug/L	5.0	0.16	1		05/30/14 09:56	78-87-5	
cis-1,3-Dichloropropene	ND	ug/L	1.0	0.14	1		05/30/14 09:56	10061-01-5	
trans-1,3-Dichloropropene	ND	ug/L	1.0	0.12	1		05/30/14 09:56	10061-02-6	
Ethylbenzene	ND	ug/L	5.0	0.18	1		05/30/14 09:56	100-41-4	
2-Hexanone	ND	ug/L	10.0	1.2	1		05/30/14 09:56	591-78-6	
Methylene chloride	ND	ug/L	5.0	0.15	1		05/30/14 09:56	75-09-2	
4-Methyl-2-pentanone (MIBK)	ND	ug/L	10.0	0.42	1		05/30/14 09:56	108-10-1	
Styrene	ND	ug/L	5.0	0.12	1		05/30/14 09:56	100-42-5	
1,1,2,2-Tetrachloroethane	ND	ug/L	1.0	0.15	1		05/30/14 09:56	79-34-5	
Tetrachloroethene	ND	ug/L	5.0	0.10	1		05/30/14 09:56	127-18-4	
Toluene	ND	ug/L	5.0	0.17	1		05/30/14 09:56	108-88-3	
1,1,1-Trichloroethane	ND	ug/L	5.0	0.11	1		05/30/14 09:56	71-55-6	
1,1,2-Trichloroethane	ND	ug/L	5.0	0.20	1		05/30/14 09:56	79-00-5	
Trichloroethene	ND	ug/L	5.0	0.17	1		05/30/14 09:56	79-01-6	
Vinyl chloride	ND	ug/L	2.0	0.13	1		05/30/14 09:56	75-01-4	
Xylene (Total)	ND	ug/L	5.0	0.42	1		05/30/14 09:56	1330-20-7	
Surrogates									
4-Bromofluorobenzene (S)	103	%	80-120		1		05/30/14 09:56	460-00-4	
1,2-Dichloroethane-d4 (S)	103	%	80-120		1		05/30/14 09:56	17060-07-0	
Toluene-d8 (S)	93	%	80-120		1		05/30/14 09:56	2037-26-5	
Preservation pH	**1.0**		0.10	0.10	1		05/30/14 09:56		

REPORT OF LABORATORY ANALYSIS

This report shall not be reproduced, except in full,
without the written consent of Pace Analytical Services, Inc..

Pace Analytical Services, Inc.
9608 Loiret Blvd.
Lenexa, KS 66219
(913)599-5665

QUALITY CONTROL DATA

Project: FORT SMITH, AR
Pace Project No.: 60170152

QC Batch: MSV/61943 Analysis Method: EPA 5030B/8260
QC Batch Method: EPA 5030B/8260 Analysis Description: 8260 MSV Water 10 mL Purge
Associated Lab Samples: 60170152001, 60170152002, 60170152003, 60170152004, 60170152005, 60170152006, 60170152007, 60170152008

METHOD BLANK: 1386163 Matrix: Water
Associated Lab Samples: 60170152001, 60170152002, 60170152003, 60170152004, 60170152005, 60170152006, 60170152007, 60170152008

Parameter	Units	Blank Result	Reporting Limit	Analyzed	Qualifiers
1,1,1-Trichloroethane	ug/L	ND	5.0	05/30/14 09:26	
1,1,2,2-Tetrachloroethane	ug/L	ND	1.0	05/30/14 09:26	
1,1,2-Trichloroethane	ug/L	ND	5.0	05/30/14 09:26	
1,1-Dichloroethane	ug/L	ND	2.4	05/30/14 09:26	
1,1-Dichloroethene	ug/L	ND	5.0	05/30/14 09:26	
1,2-Dichloroethane	ug/L	ND	5.0	05/30/14 09:26	
1,2-Dichloropropane	ug/L	ND	5.0	05/30/14 09:26	
2-Butanone (MEK)	ug/L	ND	10.0	05/30/14 09:26	
2-Hexanone	ug/L	ND	10.0	05/30/14 09:26	
4-Methyl-2-pentanone (MIBK)	ug/L	ND	10.0	05/30/14 09:26	
Acetone	ug/L	ND	10.0	05/30/14 09:26	
Benzene	ug/L	ND	5.0	05/30/14 09:26	
Bromodichloromethane	ug/L	ND	5.0	05/30/14 09:26	
Bromoform	ug/L	ND	5.0	05/30/14 09:26	
Bromomethane	ug/L	ND	7.0	05/30/14 09:26	
Carbon disulfide	ug/L	0.23J	10.0	05/30/14 09:26	
Carbon tetrachloride	ug/L	ND	5.0	05/30/14 09:26	
Chlorobenzene	ug/L	ND	5.0	05/30/14 09:26	
Chloroethane	ug/L	ND	10.0	05/30/14 09:26	
Chloroform	ug/L	ND	5.0	05/30/14 09:26	
Chloromethane	ug/L	ND	10.0	05/30/14 09:26	
cis-1,2-Dichloroethene	ug/L	ND	5.0	05/30/14 09:26	
cis-1,3-Dichloropropene	ug/L	ND	1.0	05/30/14 09:26	
Dibromochloromethane	ug/L	ND	5.0	05/30/14 09:26	
Ethylbenzene	ug/L	ND	5.0	05/30/14 09:26	
Methylene chloride	ug/L	ND	5.0	05/30/14 09:26	
Styrene	ug/L	ND	5.0	05/30/14 09:26	
Tetrachloroethene	ug/L	ND	5.0	05/30/14 09:26	
Toluene	ug/L	ND	5.0	05/30/14 09:26	
trans-1,2-Dichloroethene	ug/L	ND	5.0	05/30/14 09:26	
trans-1,3-Dichloropropene	ug/L	ND	1.0	05/30/14 09:26	
Trichloroethene	ug/L	ND	5.0	05/30/14 09:26	
Vinyl chloride	ug/L	ND	2.0	05/30/14 09:26	
Xylene (Total)	ug/L	ND	5.0	05/30/14 09:26	
1,2-Dichloroethane-d4 (S)	%	104	80-120	05/30/14 09:26	
4-Bromofluorobenzene (S)	%	105	80-120	05/30/14 09:26	
Toluene-d8 (S)	%	92	80-120	05/30/14 09:26	

Results presented on this page are in the units indicated by the "Units" column except where an alternate unit is presented to the right of the result.

REPORT OF LABORATORY ANALYSIS

This report shall not be reproduced, except in full,
without the written consent of Pace Analytical Services, Inc..

Pace Analytical Services, Inc.
9608 Loiret Blvd.
Lenexa, KS 66219
(913)599-5665

QUALITY CONTROL DATA

Project: FORT SMITH, AR
Pace Project No.: 60170152

LABORATORY CONTROL SAMPLE: 1386164

Parameter	Units	Spike Conc.	LCS Result	LCS % Rec	% Rec Limits	Qualifiers
1,1,1-Trichloroethane	ug/L	20	22.2	111	80-121	
1,1,2,2-Tetrachloroethane	ug/L	20	22.2	111	73-124	
1,1,2-Trichloroethane	ug/L	20	20.3	102	80-120	
1,1-Dichloroethane	ug/L	20	22.5	112	77-120	
1,1-Dichloroethene	ug/L	20	19.8	99	78-126	
1,2-Dichloroethane	ug/L	20	24.0	120	77-123	
1,2-Dichloropropane	ug/L	20	22.4	112	80-121	
2-Butanone (MEK)	ug/L	100	119	119	52-145	
2-Hexanone	ug/L	100	114	114	57-139	
4-Methyl-2-pentanone (MIBK)	ug/L	100	130	130	71-131	
Acetone	ug/L	100	122	122	32-155	
Benzene	ug/L	20	23.3	116	80-120	
Bromodichloromethane	ug/L	20	23.2	116	80-120	
Bromoform	ug/L	20	19.1	95	73-124	
Bromomethane	ug/L	20	20.2	101	31-144	
Carbon disulfide	ug/L	20	24.1	120	65-125	
Carbon tetrachloride	ug/L	20	22.8	114	78-128	
Chlorobenzene	ug/L	20	21.0	105	80-120	
Chloroethane	ug/L	20	22.3	111	55-137	
Chloroform	ug/L	20	21.5	108	79-120	
Chloromethane	ug/L	20	17.2	86	22-138	
cis-1,2-Dichloroethene	ug/L	20	22.7	113	80-120	
cis-1,3-Dichloropropene	ug/L	20	22.7	114	80-120	
Dibromochloromethane	ug/L	20	20.3	102	80-120	
Ethylbenzene	ug/L	20	19.9	99	80-121	
Methylene chloride	ug/L	20	23.4	117	73-126	
Styrene	ug/L	20	21.7	108	80-120	
Tetrachloroethene	ug/L	20	18.4	92	80-121	
Toluene	ug/L	20	20.5	102	80-122	
trans-1,2-Dichloroethene	ug/L	20	20.2	101	79-121	
trans-1,3-Dichloropropene	ug/L	20	20.1	101	80-127	
Trichloroethene	ug/L	20	22.0	110	80-120	
Vinyl chloride	ug/L	20	19.6	98	59-120	
Xylene (Total)	ug/L	60	63.3	105	80-121	
1,2-Dichloroethane-d4 (S)	%			101	80-120	
4-Bromofluorobenzene (S)	%			103	80-120	
Toluene-d8 (S)	%			92	80-120	

Results presented on this page are in the units indicated by the "Units" column except where an alternate unit is presented to the right of the result.

REPORT OF LABORATORY ANALYSIS

This report shall not be reproduced, except in full,
without the written consent of Pace Analytical Services, Inc..

Pace Analytical Services, Inc.
9608 Loiret Blvd.
Lenexa, KS 66219
(913)599-5665

QUALIFIERS

Project: FORT SMITH, AR
Pace Project No.: 60170152

DEFINITIONS

DF - Dilution Factor, if reported, represents the factor applied to the reported data due to changes in sample preparation, dilution of the sample aliquot, or moisture content.

ND - Not Detected at or above adjusted reporting limit.

J - Estimated concentration above the adjusted method detection limit and below the adjusted reporting limit.

MDL - Adjusted Method Detection Limit.

PRL - Pace Reporting Limit.

RL - Reporting Limit.

S - Surrogate

1,2-Diphenylhydrazine (8270 listed analyte) decomposes to Azobenzene.

Consistent with EPA guidelines, unrounded data are displayed and have been used to calculate % recovery and RPD values.

LCS(D) - Laboratory Control Sample (Duplicate)

MS(D) - Matrix Spike (Duplicate)

DUP - Sample Duplicate

RPD - Relative Percent Difference

NC - Not Calculable.

SG - Silica Gel - Clean-Up

U - Indicates the compound was analyzed for, but not detected.

N-Nitrosodiphenylamine decomposes and cannot be separated from Diphenylamine using Method 8270. The result reported for each analyte is a combined concentration.

Pace Analytical is TNI accredited. Contact your Pace PM for the current list of accredited analytes.

TNI - The NELAC Institute.

BATCH QUALIFIERS

Batch: MSV/61943

[M5] A matrix spike/matrix spike duplicate was not performed for this batch due to insufficient sample volume.

ANALYTE QUALIFIERS

B Analyte was detected in the associated method blank.

This report shall not be reproduced, except in full,
without the written consent of Pace Analytical Services, Inc..

Pace Analytical Services, Inc.
9608 Loiret Blvd.
Lenexa, KS 66219
(913)599-5665

QUALITY CONTROL DATA CROSS REFERENCE TABLE

Project: FORT SMITH, AR
Pace Project No.: 60170152

Lab ID	Sample ID	QC Batch Method	QC Batch	Analytical Method	Analytical Batch
60170152001	**IW-131-201405**	EPA 5030B/8260	MSV/61943		
60170152002	**MW-84-201405**	EPA 5030B/8260	MSV/61943		
60170152003	**IW-79-201405**	EPA 5030B/8260	MSV/61943		
60170152004	**IW-78-201405**	EPA 5030B/8260	MSV/61943		
60170152005	**IW-115-201405**	EPA 5030B/8260	MSV/61943		
60170152006	**IW-118-201405**	EPA 5030B/8260	MSV/61943		
60170152007	**MW-82-201405**	EPA 5030B/8260	MSV/61943		
60170152008	**TRIP BLANK 01-201405**	EPA 5030B/8260	MSV/61943		

This report shall not be reproduced, except in full,
without the written consent of Pace Analytical Services, Inc..

Pace Analytical
www.pacelabs.com

Sample Condition Upon Receipt

WO#: 60170152

60170152

Client Name: Environ

Optional
Proj Due Date:
Proj Name:

Courier: Fed Ex ☐ UPS ☐ USPS ☐ Client ☐ Commercial ☐ Pace ☐ Other ☑ Via

Tracking #: _____ Pace Shipping Label Used? Yes ☐ No ☑

Custody Seal on Cooler/Box Present: Yes ☑ No ☐ Seals intact: Yes ☑ No ☐

Packing Material: Bubble Wrap ☐ Bubble Bags ☐ Foam ☑ None ☐ Other ☑ ZPLC

Thermometer Used: (T-239) / T-194 **Type of Ice:** (Wet) Blue None ☐ Samples received on ice, cooling process has begun.
(circle one)

Cooler Temperature: 3.2

Date and initials of person examining contents: AH 5/29

Temperature should be above freezing to 6°C

Chain of Custody present:	☑Yes ☐No ☐N/A	1.
Chain of Custody filled out:	☑Yes ☐No ☐N/A	2.
Chain of Custody relinquished:	☑Yes ☐No ☐N/A	3.
Sampler name & signature on COC:	☑Yes ☐No ☐N/A	4.
Samples arrived within holding time:	☑Yes ☐No ☐N/A	5.
Short Hold Time analyses (<72hr):	☐Yes ☑No ☐N/A	6.
Rush Turn Around Time requested:	☑Yes ☐No ☐N/A	7. 3 Days
Sufficient volume:	☑Yes ☐No ☐N/A	8.
Correct containers used:	☑Yes ☐No ☐N/A	
Pace containers used:	☑Yes ☐No ☐N/A	9.
Containers intact:	☑Yes ☐No ☐N/A	10.
Unpreserved 5035A soils frozen w/in 48hrs?	☐Yes ☐No ☑N/A	11.
Filtered volume received for dissolved tests?	☐Yes ☐No ☑N/A	12.
Sample labels match COC:	☑Yes ☐No ☐N/A	
Includes date/time/ID/analyses Matrix: WT		13.
All containers needing preservation have been checked.	☐Yes ☐No ☑N/A	
All containers needing preservation are found to be in compliance with EPA recommendation.	☐Yes ☐No ☑N/A	14.
Exceptions: (VOA), coliform, TOC, O&G, WI-DRO (water), Phenolics	☑Yes ☐No	Initial when completed / Lot # of added preservative
Trip Blank present:	☑Yes ☐No ☐N/A	
Pace Trip Blank lot # (if purchased): Covered		15.
Headspace in VOA vials (>6mm):	☑Yes ☐No ☐N/A	16.
Project sampled in USDA Regulated Area:	☐Yes ☐No ☑N/A	17. List State:

Client Notification/ Resolution: Copy COC to Client? Y / N Field Data Required? Y / N

Person Contacted: _____ Date/Time: _____

Comments/ Resolution: _____

Project Manager Review: MW Date: 5/29/14

Pace Analytical
www.pacelabs.com

CHAIN-OF-CUSTODY / Analytical Request Document

The Chain-of-Custody is a LEGAL DOCUMENT. All relevant fields must be completed accurately.

Page: 1 of 1

Section A Required Client Information:		Section B Required Project Information:		Section C Invoice Information:	
Company:	Environ	Report To:	Wendy Stonestreet	Attention:	Tamara Gleason
Address:	7500 College Blvd., Ste. 925	Copy To:	Tamara Gleason	Company Name:	ENVIRON
	Overland Park, KS 66210		tgleason@environcorp.com	Address:	
Email To:	wstonestreet@environcorp.com	Purchase Order No.:		Pace Quote Reference:	
Phone:	913-553-5926 Fax:	Project Name:	Fort Smith, AR	Pace Project Manager:	MJ Walls
Requested Due Date/TAT:	~~Standard~~ NE TAT 3-Day	Project Number:	3433233A "Taft 12"	Pace Profile #:	7444, line 1

REGULATORY AGENCY

☐ NPDES ☐ GROUND WATER ☐ DRINKING WATER
☐ UST ☐ RCRA ☐ OTHER

Site Location STATE: AR

Section D Required Client Information

Valid Matrix Codes

MATRIX	CODE
DRINKING WATER	DW
WATER	WT
WASTE WATER	WW
PRODUCT	P
SOIL/SOLID	SL
OIL	OL
WIPE	WP
AIR	AR
OTHER	OT
TISSUE	TS

SAMPLE ID (A-Z, 0-9 / ,-) Sample IDs MUST BE UNIQUE

Requested Analysis Filtered (Y/N): Y/N → N

ITEM #	SAMPLE ID	MATRIX CODE (see valid codes to left)	SAMPLE TYPE (G=GRAB C=COMP)	COLLECTED COMPOSITE START DATE	COMPOSITE START TIME	COMPOSITE END/GRAB DATE	COMPOSITE END/GRAB TIME	SAMPLE TEMP AT COLLECTION	# OF CONTAINERS	Preservatives: Unpreserved	H_2SO_4	HNO_3	HCl	NaOH	$Na_2S_2O_3$	Methanol	Other	Analysis Test: 8260 client specific list	Residual Chlorine (Y/N)	Pace Project No./ Lab I.D.
1	IW-131-201405	WT	G			5/28/14	1055		3				X					X		3(DG9H) 01
2	MW-84-201405	↓	↓			5/27/14	1805		↓				↓					↓		↓ 02
3	IW-79-201405	↓	↓			5/28/14	1215		↓				↓					↓		↓ 03
4	IW-78-201405	↓	↓			5/28/14	1315		↓				↓					↓		↓ 04
5	IW-115-201405	↓	↓			5/28/14	1415		↓				↓					↓		↓ 05
6	IW-118-201405	↓	↓			5/28/14	1535		↓				↓					↓		↓ 06
7	MW-82-201405	↓	↓			5/28/14	1645		↓				↓					↓		↓ 07
8	TripBlank01-201405	↓				5/28/14			2				↓					↓		2(DG9H) 08
9																				
10																				
11																				
12																				

60170152

ADDITIONAL COMMENTS	RELINQUISHED BY / AFFILIATION	DATE	TIME	ACCEPTED BY / AFFILIATION	DATE	TIME	SAMPLE CONDITIONS: Temp in °C	Received on Ice (Y/N)	Custody Sealed Cooler (Y/N)	Samples Intact (Y/N)
3-Day TAT	[signature] / ENVIRON	5/28/14	1750	[signature] / PASI	5/29	06:10	3.2	Y	Y	Y

SAMPLER NAME AND SIGNATURE

PRINT Name of SAMPLER: Nick Zurweller

SIGNATURE of SAMPLER: [signature] DATE Signed (MM/DD/YY): 5/28/14

*Important Note: By signing this form you are accepting Pace's NET 30 day payment terms and agreeing to late charges of 1.5% per month for any invoices not paid within 30 days.

F-ALL-Q-020rev.07, 15-Feb-2007

Pace Analytical Services, Inc.
9608 Loiret Blvd.
Lenexa, KS 66219
(913)599-5665

June 04, 2014

Wendy Stonestreet
Environ International Corporation
7500 College Blvd Ste 925
Overland Park, KS 66210

RE: Project: FORT SMITH, AR
Pace Project No.: 60170255

Dear Wendy Stonestreet:
Enclosed are the analytical results for sample(s) received by the laboratory on May 30, 2014. The results relate only to the samples included in this report. Results reported herein conform to the most current TNI standards and the laboratory's Quality Assurance Manual, where applicable, unless otherwise noted in the body of the report.

If you have any questions concerning this report, please feel free to contact me.

Sincerely,



Mary Jane Walls
maryjane.walls@pacelabs.com
PM Lab Management

Enclosures

cc: EDD, Environ_AR
Tamara Gleason, ENVIRON International Corporation
Wayne Weber, Environ

REPORT OF LABORATORY ANALYSIS

This report shall not be reproduced, except in full,
without the written consent of Pace Analytical Services, Inc..

Pace Analytical Services, Inc.
9608 Loiret Blvd.
Lenexa, KS 66219
(913)599-5665

CERTIFICATIONS

Project: FORT SMITH, AR
Pace Project No.: 60170255

Kansas Certification IDs
9608 Loiret Boulevard, Lenexa, KS 66219
WY STR Certification #: 2456.01
Arkansas Certification #: 13-012-0
Illinois Certification #: 003097
Iowa Certification #: 118
Kansas/NELAP Certification #: E-10116
Louisiana Certification #: 03055
Nevada Certification #: KS000212008A
Oklahoma Certification #: 9205/9935
Texas Certification #: T104704407-13-4
Utah Certification #: KS000212013-3
Illinois Certification #: 003097

This report shall not be reproduced, except in full,
without the written consent of Pace Analytical Services, Inc..

Pace Analytical Services, Inc.
9608 Loiret Blvd.
Lenexa, KS 66219
(913)599-5665

SAMPLE SUMMARY

Project: FORT SMITH, AR
Pace Project No.: 60170255

Lab ID	Sample ID	Matrix	Date Collected	Date Received
60170255001	**MW-81-201405**	Water	05/29/14 09:05	05/30/14 08:45
60170255002	**IW-128-201405**	Water	05/29/14 10:55	05/30/14 08:45
60170255003	**IW-127-201405**	Water	05/29/14 12:00	05/30/14 08:45
60170255004	**IW-129-201405**	Water	05/29/14 13:20	05/30/14 08:45
60170255005	**IW-125-201405**	Water	05/29/14 14:05	05/30/14 08:45
60170255006	**IW-126-201405**	Water	05/29/14 15:35	05/30/14 08:45
60170255007	**MW-85-201405**	Water	05/29/14 16:40	05/30/14 08:45
60170255008	**MW-86-201405**	Water	05/29/14 17:35	05/30/14 08:45
60170255009	**TRIPBLANK 02-201405**	Water	05/29/14 17:35	05/30/14 08:45

REPORT OF LABORATORY ANALYSIS

This report shall not be reproduced, except in full,
without the written consent of Pace Analytical Services, Inc..

Pace Analytical Services, Inc.
9608 Loiret Blvd.
Lenexa, KS 66219
(913)599-5665

SAMPLE ANALYTE COUNT

Project: FORT SMITH, AR
Pace Project No.: 60170255

Lab ID	Sample ID	Method	Analysts	Analytes Reported	Laboratory
60170255001	**MW-81-201405**	EPA 5030B/8260	JTS	38	
60170255002	**IW-128-201405**	EPA 5030B/8260	JTS, PRG	38	
60170255003	**IW-127-201405**	EPA 5030B/8260	JTS	38	
60170255004	**IW-129-201405**	EPA 5030B/8260	JTS	38	
60170255005	**IW-125-201405**	EPA 5030B/8260	JTS	38	
60170255006	**IW-126-201405**	EPA 5030B/8260	JTS, PRG	38	
60170255007	**MW-85-201405**	EPA 5030B/8260	JTS, PRG	38	
60170255008	**MW-86-201405**	EPA 5030B/8260	JTS	38	
60170255009	**TRIPBLANK 02-201405**	EPA 5030B/8260	PRG	38	

This report shall not be reproduced, except in full,
without the written consent of Pace Analytical Services, Inc..

Pace Analytical Services, Inc.
9608 Loiret Blvd.
Lenexa, KS 66219
(913)599-5665

PROJECT NARRATIVE

Project: FORT SMITH, AR
Pace Project No.: 60170255

Method: **EPA 5030B/8260**
Description: 8260 MSV
Client: Environ_AR
Date: June 04, 2014

General Information:
9 samples were analyzed for EPA 5030B/8260. All samples were received in acceptable condition with any exceptions noted below.

pH: Post-analysis pH measurement indicates insufficient VOA sample preservation.
- IW-129-201405 (Lab ID: 60170255004)

Hold Time:
The samples were analyzed within the method required hold times with any exceptions noted below.

Initial Calibrations (including MS Tune as applicable):
All criteria were within method requirements with any exceptions noted below.

Continuing Calibration:
All criteria were within method requirements with any exceptions noted below.

Internal Standards:
All internal standards were within QC limits with any exceptions noted below.

QC Batch: MSV/62024

IU: The internal standard recoveries associated with this sample exceed the upper control limit. The reported results should be considered estimated values.
- MW-86-201405 (Lab ID: 60170255008)
  - 4-Bromofluorobenzene (S)

Surrogates:
All surrogates were within QC limits with any exceptions noted below.

QC Batch: MSV/62024

S1: Surrogate recovery outside laboratory control limits (confirmed by re-analysis).
- MW-86-201405 (Lab ID: 60170255008)
  - 1,2-Dichloroethane-d4 (S)
  - Toluene-d8 (S)

Method Blank:
All analytes were below the report limit in the method blank, where applicable, with any exceptions noted below.

QC Batch: MSV/62024

B: Analyte was detected in the associated method blank.
- BLANK for HBN 340812 [MSV/6202 (Lab ID: 1387899)
  - Acetone
  - Methylene chloride
  - Toluene

Laboratory Control Spike:
All laboratory control spike compounds were within QC limits with any exceptions noted below.

This report shall not be reproduced, except in full,
without the written consent of Pace Analytical Services, Inc..

Pace Analytical Services, Inc.
9608 Loiret Blvd.
Lenexa, KS 66219
(913)599-5665

PROJECT NARRATIVE

Project: FORT SMITH, AR
Pace Project No.: 60170255

Method: **EPA 5030B/8260**
Description: 8260 MSV
Client: Environ_AR
Date: June 04, 2014

Matrix Spikes:
All percent recoveries and relative percent differences (RPDs) were within acceptance criteria with any exceptions noted below.

QC Batch: MSV/61982

A matrix spike/matrix spike duplicate was not performed due to insufficient sample volume.

QC Batch: MSV/62024

A matrix spike/matrix spike duplicate was not performed due to insufficient sample volume.

Additional Comments:

This data package has been reviewed for quality and completeness and is approved for release.

This report shall not be reproduced, except in full,
without the written consent of Pace Analytical Services, Inc..

Pace Analytical Services, Inc.
9608 Loiret Blvd.
Lenexa, KS 66219
(913)599-5665

ANALYTICAL RESULTS

Project: FORT SMITH, AR
Pace Project No.: 60170255

Sample: MW-81-201405 **Lab ID: 60170255001** Collected: 05/29/14 09:05 Received: 05/30/14 08:45 Matrix: Water

Parameters	Results	Units	Report Limit	MDL	DF	Prepared	Analyzed	CAS No.	Qual
8260 MSV	Analytical Method: EPA 5030B/8260								
Acetone	**7.0J**	ug/L	10.0	1.9	1		06/03/14 14:50	67-64-1	B
Benzene	ND	ug/L	5.0	0.060	1		06/03/14 14:50	71-43-2	
Bromodichloromethane	ND	ug/L	5.0	0.19	1		06/03/14 14:50	75-27-4	
Bromoform	ND	ug/L	5.0	0.070	1		06/03/14 14:50	75-25-2	
Bromomethane	ND	ug/L	7.0	0.16	1		06/03/14 14:50	74-83-9	
2-Butanone (MEK)	ND	ug/L	10.0	0.59	1		06/03/14 14:50	78-93-3	
Carbon disulfide	**0.15J**	ug/L	10.0	0.12	1		06/03/14 14:50	75-15-0	
Carbon tetrachloride	ND	ug/L	5.0	0.18	1		06/03/14 14:50	56-23-5	
Chlorobenzene	ND	ug/L	5.0	0.21	1		06/03/14 14:50	108-90-7	
Chloroethane	ND	ug/L	10.0	0.15	1		06/03/14 14:50	75-00-3	
Chloroform	ND	ug/L	5.0	0.14	1		06/03/14 14:50	67-66-3	
Chloromethane	ND	ug/L	10.0	0.080	1		06/03/14 14:50	74-87-3	
Dibromochloromethane	ND	ug/L	5.0	0.21	1		06/03/14 14:50	124-48-1	
1,1-Dichloroethane	ND	ug/L	2.4	0.050	1		06/03/14 14:50	75-34-3	
1,2-Dichloroethane	ND	ug/L	5.0	0.12	1		06/03/14 14:50	107-06-2	
1,1-Dichloroethene	**1.2J**	ug/L	5.0	0.20	1		06/03/14 14:50	75-35-4	
cis-1,2-Dichloroethene	**14.3**	ug/L	5.0	0.080	1		06/03/14 14:50	156-59-2	
trans-1,2-Dichloroethene	ND	ug/L	5.0	0.20	1		06/03/14 14:50	156-60-5	
1,2-Dichloropropane	ND	ug/L	5.0	0.16	1		06/03/14 14:50	78-87-5	
cis-1,3-Dichloropropene	ND	ug/L	1.0	0.14	1		06/03/14 14:50	10061-01-5	
trans-1,3-Dichloropropene	ND	ug/L	1.0	0.12	1		06/03/14 14:50	10061-02-6	
Ethylbenzene	ND	ug/L	5.0	0.18	1		06/03/14 14:50	100-41-4	
2-Hexanone	ND	ug/L	10.0	1.2	1		06/03/14 14:50	591-78-6	
Methylene chloride	ND	ug/L	5.0	0.15	1		06/03/14 14:50	75-09-2	
4-Methyl-2-pentanone (MIBK)	ND	ug/L	10.0	0.42	1		06/03/14 14:50	108-10-1	
Styrene	ND	ug/L	5.0	0.12	1		06/03/14 14:50	100-42-5	
1,1,2,2-Tetrachloroethane	ND	ug/L	1.0	0.15	1		06/03/14 14:50	79-34-5	
Tetrachloroethene	ND	ug/L	5.0	0.10	1		06/03/14 14:50	127-18-4	
Toluene	**1.1J**	ug/L	5.0	0.17	1		06/03/14 14:50	108-88-3	B
1,1,1-Trichloroethane	**0.11J**	ug/L	5.0	0.11	1		06/03/14 14:50	71-55-6	
1,1,2-Trichloroethane	ND	ug/L	5.0	0.20	1		06/03/14 14:50	79-00-5	
Trichloroethene	**512**	ug/L	50.0	1.7	10		06/03/14 13:29	79-01-6	
Vinyl chloride	**0.21J**	ug/L	2.0	0.13	1		06/03/14 14:50	75-01-4	
Xylene (Total)	ND	ug/L	5.0	0.42	1		06/03/14 14:50	1330-20-7	
Surrogates									
4-Bromofluorobenzene (S)	97	%	80-120		1		06/03/14 14:50	460-00-4	
1,2-Dichloroethane-d4 (S)	102	%	80-120		1		06/03/14 14:50	17060-07-0	
Toluene-d8 (S)	98	%	80-120		1		06/03/14 14:50	2037-26-5	
Preservation pH	**1.0**		0.10	0.10	1		06/03/14 14:50		

REPORT OF LABORATORY ANALYSIS

This report shall not be reproduced, except in full,
without the written consent of Pace Analytical Services, Inc..

Pace Analytical Services, Inc.
9608 Loiret Blvd.
Lenexa, KS 66219
(913)599-5665

ANALYTICAL RESULTS

Project: FORT SMITH, AR
Pace Project No.: 60170255

Sample: IW-128-201405 **Lab ID: 60170255002** Collected: 05/29/14 10:55 Received: 05/30/14 08:45 Matrix: Water

Parameters	Results	Units	Report Limit	MDL	DF	Prepared	Analyzed	CAS No.	Qual
8260 MSV	Analytical Method: EPA 5030B/8260								
Acetone	**16.1**	ug/L	10.0	1.9	1		06/03/14 15:07	67-64-1	B
Benzene	ND	ug/L	5.0	0.060	1		06/03/14 15:07	71-43-2	
Bromodichloromethane	ND	ug/L	5.0	0.19	1		06/03/14 15:07	75-27-4	
Bromoform	**5.9**	ug/L	5.0	0.070	1		06/03/14 15:07	75-25-2	
Bromomethane	**4.5J**	ug/L	7.0	0.16	1		06/03/14 15:07	74-83-9	
2-Butanone (MEK)	ND	ug/L	10.0	0.59	1		06/03/14 15:07	78-93-3	
Carbon disulfide	ND	ug/L	10.0	0.12	1		06/03/14 15:07	75-15-0	
Carbon tetrachloride	ND	ug/L	5.0	0.18	1		06/03/14 15:07	56-23-5	
Chlorobenzene	ND	ug/L	5.0	0.21	1		06/03/14 15:07	108-90-7	
Chloroethane	ND	ug/L	10.0	0.15	1		06/03/14 15:07	75-00-3	
Chloroform	**0.88J**	ug/L	5.0	0.14	1		06/03/14 15:07	67-66-3	
Chloromethane	**7.6J**	ug/L	10.0	0.080	1		06/03/14 15:07	74-87-3	
Dibromochloromethane	ND	ug/L	5.0	0.21	1		06/03/14 15:07	124-48-1	
1,1-Dichloroethane	ND	ug/L	2.4	0.050	1		06/03/14 15:07	75-34-3	
1,2-Dichloroethane	ND	ug/L	5.0	0.12	1		06/03/14 15:07	107-06-2	
1,1-Dichloroethene	ND	ug/L	5.0	0.20	1		06/03/14 15:07	75-35-4	
cis-1,2-Dichloroethene	**62.7**	ug/L	5.0	0.080	1		06/03/14 15:07	156-59-2	
trans-1,2-Dichloroethene	**10.4**	ug/L	5.0	0.20	1		06/03/14 15:07	156-60-5	
1,2-Dichloropropane	ND	ug/L	5.0	0.16	1		06/03/14 15:07	78-87-5	
cis-1,3-Dichloropropene	ND	ug/L	1.0	0.14	1		06/03/14 15:07	10061-01-5	
trans-1,3-Dichloropropene	ND	ug/L	1.0	0.12	1		06/03/14 15:07	10061-02-6	
Ethylbenzene	ND	ug/L	5.0	0.18	1		06/03/14 15:07	100-41-4	
2-Hexanone	ND	ug/L	10.0	1.2	1		06/03/14 15:07	591-78-6	
Methylene chloride	**1.6J**	ug/L	5.0	0.15	1		06/03/14 15:07	75-09-2	B
4-Methyl-2-pentanone (MIBK)	ND	ug/L	10.0	0.42	1		06/03/14 15:07	108-10-1	
Styrene	ND	ug/L	5.0	0.12	1		06/03/14 15:07	100-42-5	
1,1,2,2-Tetrachloroethane	ND	ug/L	1.0	0.15	1		06/03/14 15:07	79-34-5	
Tetrachloroethene	**0.62J**	ug/L	5.0	0.10	1		06/03/14 15:07	127-18-4	
Toluene	ND	ug/L	5.0	0.17	1		06/03/14 15:07	108-88-3	
1,1,1-Trichloroethane	ND	ug/L	5.0	0.11	1		06/03/14 15:07	71-55-6	
1,1,2-Trichloroethane	ND	ug/L	5.0	0.20	1		06/03/14 15:07	79-00-5	
Trichloroethene	**1190**	ug/L	50.0	1.7	10		06/03/14 01:45	79-01-6	
Vinyl chloride	ND	ug/L	2.0	0.13	1		06/03/14 15:07	75-01-4	
Xylene (Total)	ND	ug/L	50.0	4.2	10		06/03/14 01:45	1330-20-7	
Surrogates									
4-Bromofluorobenzene (S)	97	%	80-120		1		06/03/14 15:07	460-00-4	
1,2-Dichloroethane-d4 (S)	102	%	80-120		1		06/03/14 15:07	17060-07-0	
Toluene-d8 (S)	98	%	80-120		1		06/03/14 15:07	2037-26-5	
Preservation pH	**1.0**		0.10	0.10	1		06/03/14 15:07		

REPORT OF LABORATORY ANALYSIS

This report shall not be reproduced, except in full,
without the written consent of Pace Analytical Services, Inc..

Pace Analytical Services, Inc.
9608 Loiret Blvd.
Lenexa, KS 66219
(913)599-5665

ANALYTICAL RESULTS

Project: FORT SMITH, AR
Pace Project No.: 60170255

Sample: IW-127-201405 **Lab ID: 60170255003** Collected: 05/29/14 12:00 Received: 05/30/14 08:45 Matrix: Water

Parameters	Results	Units	Report Limit	MDL	DF	Prepared	Analyzed	CAS No.	Qual
8260 MSV	Analytical Method: EPA 5030B/8260								
Acetone	**19.8**	ug/L	10.0	1.9	1		06/03/14 15:23	67-64-1	B
Benzene	ND	ug/L	5.0	0.060	1		06/03/14 15:23	71-43-2	
Bromodichloromethane	ND	ug/L	5.0	0.19	1		06/03/14 15:23	75-27-4	
Bromoform	**6.2**	ug/L	5.0	0.070	1		06/03/14 15:23	75-25-2	
Bromomethane	**8.0**	ug/L	7.0	0.16	1		06/03/14 15:23	74-83-9	
2-Butanone (MEK)	**1.0J**	ug/L	10.0	0.59	1		06/03/14 15:23	78-93-3	
Carbon disulfide	ND	ug/L	10.0	0.12	1		06/03/14 15:23	75-15-0	
Carbon tetrachloride	ND	ug/L	5.0	0.18	1		06/03/14 15:23	56-23-5	
Chlorobenzene	ND	ug/L	5.0	0.21	1		06/03/14 15:23	108-90-7	
Chloroethane	ND	ug/L	10.0	0.15	1		06/03/14 15:23	75-00-3	
Chloroform	**1.1J**	ug/L	5.0	0.14	1		06/03/14 15:23	67-66-3	
Chloromethane	**4.8J**	ug/L	10.0	0.080	1		06/03/14 15:23	74-87-3	
Dibromochloromethane	ND	ug/L	5.0	0.21	1		06/03/14 15:23	124-48-1	
1,1-Dichloroethane	ND	ug/L	2.4	0.050	1		06/03/14 15:23	75-34-3	
1,2-Dichloroethane	ND	ug/L	5.0	0.12	1		06/03/14 15:23	107-06-2	
1,1-Dichloroethene	ND	ug/L	5.0	0.20	1		06/03/14 15:23	75-35-4	
cis-1,2-Dichloroethene	**34.7**	ug/L	5.0	0.080	1		06/03/14 15:23	156-59-2	
trans-1,2-Dichloroethene	**5.6**	ug/L	5.0	0.20	1		06/03/14 15:23	156-60-5	
1,2-Dichloropropane	ND	ug/L	5.0	0.16	1		06/03/14 15:23	78-87-5	
cis-1,3-Dichloropropene	ND	ug/L	1.0	0.14	1		06/03/14 15:23	10061-01-5	
trans-1,3-Dichloropropene	ND	ug/L	1.0	0.12	1		06/03/14 15:23	10061-02-6	
Ethylbenzene	ND	ug/L	5.0	0.18	1		06/03/14 15:23	100-41-4	
2-Hexanone	ND	ug/L	10.0	1.2	1		06/03/14 15:23	591-78-6	
Methylene chloride	**1.7J**	ug/L	5.0	0.15	1		06/03/14 15:23	75-09-2	B
4-Methyl-2-pentanone (MIBK)	ND	ug/L	10.0	0.42	1		06/03/14 15:23	108-10-1	
Styrene	ND	ug/L	5.0	0.12	1		06/03/14 15:23	100-42-5	
1,1,2,2-Tetrachloroethane	**0.37J**	ug/L	1.0	0.15	1		06/03/14 15:23	79-34-5	
Tetrachloroethene	**0.31J**	ug/L	5.0	0.10	1		06/03/14 15:23	127-18-4	
Toluene	ND	ug/L	5.0	0.17	1		06/03/14 15:23	108-88-3	
1,1,1-Trichloroethane	ND	ug/L	5.0	0.11	1		06/03/14 15:23	71-55-6	
1,1,2-Trichloroethane	ND	ug/L	5.0	0.20	1		06/03/14 15:23	79-00-5	
Trichloroethene	**639**	ug/L	50.0	1.7	10		06/03/14 13:45	79-01-6	
Vinyl chloride	ND	ug/L	2.0	0.13	1		06/03/14 15:23	75-01-4	
Xylene (Total)	ND	ug/L	5.0	0.42	1		06/03/14 15:23	1330-20-7	
Surrogates									
4-Bromofluorobenzene (S)	99	%	80-120		1		06/03/14 15:23	460-00-4	
1,2-Dichloroethane-d4 (S)	102	%	80-120		1		06/03/14 15:23	17060-07-0	
Toluene-d8 (S)	94	%	80-120		1		06/03/14 15:23	2037-26-5	
Preservation pH	**1.0**		0.10	0.10	1		06/03/14 15:23		

REPORT OF LABORATORY ANALYSIS

This report shall not be reproduced, except in full,
without the written consent of Pace Analytical Services, Inc..

Pace Analytical Services, Inc.
9608 Loiret Blvd.
Lenexa, KS 66219
(913)599-5665

ANALYTICAL RESULTS

Project: FORT SMITH, AR
Pace Project No.: 60170255

Sample: IW-129-201405 **Lab ID: 60170255004** Collected: 05/29/14 13:20 Received: 05/30/14 08:45 Matrix: Water

Parameters	Results	Units	Report Limit	MDL	DF	Prepared	Analyzed	CAS No.	Qual
8260 MSV	Analytical Method: EPA 5030B/8260								
Acetone	**15.1**	ug/L	10.0	1.9	1		06/03/14 14:18	67-64-1	B
Benzene	ND	ug/L	5.0	0.060	1		06/03/14 14:18	71-43-2	
Bromodichloromethane	ND	ug/L	5.0	0.19	1		06/03/14 14:18	75-27-4	
Bromoform	ND	ug/L	5.0	0.070	1		06/03/14 14:18	75-25-2	
Bromomethane	**3.5J**	ug/L	7.0	0.16	1		06/03/14 14:18	74-83-9	
2-Butanone (MEK)	ND	ug/L	10.0	0.59	1		06/03/14 14:18	78-93-3	
Carbon disulfide	ND	ug/L	10.0	0.12	1		06/03/14 14:18	75-15-0	
Carbon tetrachloride	ND	ug/L	5.0	0.18	1		06/03/14 14:18	56-23-5	
Chlorobenzene	ND	ug/L	5.0	0.21	1		06/03/14 14:18	108-90-7	
Chloroethane	ND	ug/L	10.0	0.15	1		06/03/14 14:18	75-00-3	
Chloroform	ND	ug/L	5.0	0.14	1		06/03/14 14:18	67-66-3	
Chloromethane	ND	ug/L	10.0	0.080	1		06/03/14 14:18	74-87-3	
Dibromochloromethane	ND	ug/L	5.0	0.21	1		06/03/14 14:18	124-48-1	
1,1-Dichloroethane	ND	ug/L	2.4	0.050	1		06/03/14 14:18	75-34-3	
1,2-Dichloroethane	ND	ug/L	5.0	0.12	1		06/03/14 14:18	107-06-2	
1,1-Dichloroethene	ND	ug/L	5.0	0.20	1		06/03/14 14:18	75-35-4	
cis-1,2-Dichloroethene	**1.8J**	ug/L	5.0	0.080	1		06/03/14 14:18	156-59-2	
trans-1,2-Dichloroethene	ND	ug/L	5.0	0.20	1		06/03/14 14:18	156-60-5	
1,2-Dichloropropane	ND	ug/L	5.0	0.16	1		06/03/14 14:18	78-87-5	
cis-1,3-Dichloropropene	ND	ug/L	1.0	0.14	1		06/03/14 14:18	10061-01-5	
trans-1,3-Dichloropropene	ND	ug/L	1.0	0.12	1		06/03/14 14:18	10061-02-6	
Ethylbenzene	ND	ug/L	5.0	0.18	1		06/03/14 14:18	100-41-4	
2-Hexanone	ND	ug/L	10.0	1.2	1		06/03/14 14:18	591-78-6	
Methylene chloride	**0.50J**	ug/L	5.0	0.15	1		06/03/14 14:18	75-09-2	B
4-Methyl-2-pentanone (MIBK)	ND	ug/L	10.0	0.42	1		06/03/14 14:18	108-10-1	
Styrene	ND	ug/L	5.0	0.12	1		06/03/14 14:18	100-42-5	
1,1,2,2-Tetrachloroethane	ND	ug/L	1.0	0.15	1		06/03/14 14:18	79-34-5	
Tetrachloroethene	ND	ug/L	5.0	0.10	1		06/03/14 14:18	127-18-4	
Toluene	**0.18J**	ug/L	5.0	0.17	1		06/03/14 14:18	108-88-3	B
1,1,1-Trichloroethane	ND	ug/L	5.0	0.11	1		06/03/14 14:18	71-55-6	
1,1,2-Trichloroethane	ND	ug/L	5.0	0.20	1		06/03/14 14:18	79-00-5	
Trichloroethene	**25.8**	ug/L	5.0	0.17	1		06/04/14 13:03	79-01-6	
Vinyl chloride	ND	ug/L	2.0	0.13	1		06/03/14 14:18	75-01-4	
Xylene (Total)	ND	ug/L	5.0	0.42	1		06/03/14 14:18	1330-20-7	
Surrogates									
4-Bromofluorobenzene (S)	97	%	80-120		1		06/03/14 14:18	460-00-4	
1,2-Dichloroethane-d4 (S)	105	%	80-120		1		06/03/14 14:18	17060-07-0	
Toluene-d8 (S)	97	%	80-120		1		06/03/14 14:18	2037-26-5	
Preservation pH	**6.0**		0.10	0.10	1		06/03/14 14:18		pH

REPORT OF LABORATORY ANALYSIS

This report shall not be reproduced, except in full,
without the written consent of Pace Analytical Services, Inc..

Pace Analytical Services, Inc.
9608 Loiret Blvd.
Lenexa, KS 66219
(913)599-5665

ANALYTICAL RESULTS

Project: FORT SMITH, AR
Pace Project No.: 60170255

Sample: IW-125-201405 **Lab ID: 60170255005** Collected: 05/29/14 14:05 Received: 05/30/14 08:45 Matrix: Water

Parameters	Results	Units	Report Limit	MDL	DF	Prepared	Analyzed	CAS No.	Qual
8260 MSV	Analytical Method: EPA 5030B/8260								
Acetone	**15.2**	ug/L	10.0	1.9	1		06/03/14 14:34	67-64-1	B
Benzene	ND	ug/L	5.0	0.060	1		06/03/14 14:34	71-43-2	
Bromodichloromethane	ND	ug/L	5.0	0.19	1		06/03/14 14:34	75-27-4	
Bromoform	ND	ug/L	5.0	0.070	1		06/03/14 14:34	75-25-2	
Bromomethane	**2.9J**	ug/L	7.0	0.16	1		06/03/14 14:34	74-83-9	
2-Butanone (MEK)	ND	ug/L	10.0	0.59	1		06/03/14 14:34	78-93-3	
Carbon disulfide	ND	ug/L	10.0	0.12	1		06/03/14 14:34	75-15-0	
Carbon tetrachloride	ND	ug/L	5.0	0.18	1		06/03/14 14:34	56-23-5	
Chlorobenzene	ND	ug/L	5.0	0.21	1		06/03/14 14:34	108-90-7	
Chloroethane	ND	ug/L	10.0	0.15	1		06/03/14 14:34	75-00-3	
Chloroform	**0.41J**	ug/L	5.0	0.14	1		06/03/14 14:34	67-66-3	
Chloromethane	**8.6J**	ug/L	10.0	0.080	1		06/03/14 14:34	74-87-3	
Dibromochloromethane	ND	ug/L	5.0	0.21	1		06/03/14 14:34	124-48-1	
1,1-Dichloroethane	ND	ug/L	2.4	0.050	1		06/03/14 14:34	75-34-3	
1,2-Dichloroethane	ND	ug/L	5.0	0.12	1		06/03/14 14:34	107-06-2	
1,1-Dichloroethene	ND	ug/L	5.0	0.20	1		06/03/14 14:34	75-35-4	
cis-1,2-Dichloroethene	**2.9J**	ug/L	5.0	0.080	1		06/03/14 14:34	156-59-2	
trans-1,2-Dichloroethene	**0.38J**	ug/L	5.0	0.20	1		06/03/14 14:34	156-60-5	
1,2-Dichloropropane	ND	ug/L	5.0	0.16	1		06/03/14 14:34	78-87-5	
cis-1,3-Dichloropropene	ND	ug/L	1.0	0.14	1		06/03/14 14:34	10061-01-5	
trans-1,3-Dichloropropene	ND	ug/L	1.0	0.12	1		06/03/14 14:34	10061-02-6	
Ethylbenzene	ND	ug/L	5.0	0.18	1		06/03/14 14:34	100-41-4	
2-Hexanone	ND	ug/L	10.0	1.2	1		06/03/14 14:34	591-78-6	
Methylene chloride	**0.83J**	ug/L	5.0	0.15	1		06/03/14 14:34	75-09-2	B
4-Methyl-2-pentanone (MIBK)	ND	ug/L	10.0	0.42	1		06/03/14 14:34	108-10-1	
Styrene	ND	ug/L	5.0	0.12	1		06/03/14 14:34	100-42-5	
1,1,2,2-Tetrachloroethane	ND	ug/L	1.0	0.15	1		06/03/14 14:34	79-34-5	
Tetrachloroethene	ND	ug/L	5.0	0.10	1		06/03/14 14:34	127-18-4	
Toluene	ND	ug/L	5.0	0.17	1		06/03/14 14:34	108-88-3	
1,1,1-Trichloroethane	ND	ug/L	5.0	0.11	1		06/03/14 14:34	71-55-6	
1,1,2-Trichloroethane	ND	ug/L	5.0	0.20	1		06/03/14 14:34	79-00-5	
Trichloroethene	**17.1**	ug/L	5.0	0.17	1		06/04/14 13:19	79-01-6	
Vinyl chloride	ND	ug/L	2.0	0.13	1		06/03/14 14:34	75-01-4	
Xylene (Total)	ND	ug/L	5.0	0.42	1		06/03/14 14:34	1330-20-7	
Surrogates									
4-Bromofluorobenzene (S)	98	%	80-120		1		06/03/14 14:34	460-00-4	
1,2-Dichloroethane-d4 (S)	104	%	80-120		1		06/03/14 14:34	17060-07-0	
Toluene-d8 (S)	97	%	80-120		1		06/03/14 14:34	2037-26-5	
Preservation pH	**1.0**		0.10	0.10	1		06/03/14 14:34		

REPORT OF LABORATORY ANALYSIS

This report shall not be reproduced, except in full,
without the written consent of Pace Analytical Services, Inc..

Pace Analytical Services, Inc.
9608 Loiret Blvd.
Lenexa, KS 66219
(913)599-5665

ANALYTICAL RESULTS

Project: FORT SMITH, AR
Pace Project No.: 60170255

Sample: IW-126-201405 **Lab ID: 60170255006** Collected: 05/29/14 15:35 Received: 05/30/14 08:45 Matrix: Water

Parameters	Results	Units	Report Limit	MDL	DF	Prepared	Analyzed	CAS No.	Qual
8260 MSV	Analytical Method: EPA 5030B/8260								
Acetone	**13.3**	ug/L	10.0	1.9	1		06/03/14 15:39	67-64-1	B
Benzene	ND	ug/L	5.0	0.060	1		06/03/14 15:39	71-43-2	
Bromodichloromethane	ND	ug/L	5.0	0.19	1		06/03/14 15:39	75-27-4	
Bromoform	**6.2**	ug/L	5.0	0.070	1		06/03/14 15:39	75-25-2	
Bromomethane	**4.0J**	ug/L	7.0	0.16	1		06/03/14 15:39	74-83-9	
2-Butanone (MEK)	**0.65J**	ug/L	10.0	0.59	1		06/03/14 15:39	78-93-3	
Carbon disulfide	ND	ug/L	10.0	0.12	1		06/03/14 15:39	75-15-0	
Carbon tetrachloride	ND	ug/L	5.0	0.18	1		06/03/14 15:39	56-23-5	
Chlorobenzene	ND	ug/L	5.0	0.21	1		06/03/14 15:39	108-90-7	
Chloroethane	ND	ug/L	10.0	0.15	1		06/03/14 15:39	75-00-3	
Chloroform	**0.91J**	ug/L	5.0	0.14	1		06/03/14 15:39	67-66-3	
Chloromethane	**2.2J**	ug/L	10.0	0.080	1		06/03/14 15:39	74-87-3	
Dibromochloromethane	ND	ug/L	5.0	0.21	1		06/03/14 15:39	124-48-1	
1,1-Dichloroethane	ND	ug/L	2.4	0.050	1		06/03/14 15:39	75-34-3	
1,2-Dichloroethane	ND	ug/L	5.0	0.12	1		06/03/14 15:39	107-06-2	
1,1-Dichloroethene	ND	ug/L	5.0	0.20	1		06/03/14 15:39	75-35-4	
cis-1,2-Dichloroethene	**59.1**	ug/L	5.0	0.080	1		06/03/14 15:39	156-59-2	
trans-1,2-Dichloroethene	**9.7**	ug/L	5.0	0.20	1		06/03/14 15:39	156-60-5	
1,2-Dichloropropane	ND	ug/L	5.0	0.16	1		06/03/14 15:39	78-87-5	
cis-1,3-Dichloropropene	ND	ug/L	1.0	0.14	1		06/03/14 15:39	10061-01-5	
trans-1,3-Dichloropropene	ND	ug/L	1.0	0.12	1		06/03/14 15:39	10061-02-6	
Ethylbenzene	ND	ug/L	5.0	0.18	1		06/03/14 15:39	100-41-4	
2-Hexanone	ND	ug/L	10.0	1.2	1		06/03/14 15:39	591-78-6	
Methylene chloride	**0.56J**	ug/L	5.0	0.15	1		06/03/14 15:39	75-09-2	B
4-Methyl-2-pentanone (MIBK)	ND	ug/L	10.0	0.42	1		06/03/14 15:39	108-10-1	
Styrene	ND	ug/L	5.0	0.12	1		06/03/14 15:39	100-42-5	
1,1,2,2-Tetrachloroethane	ND	ug/L	1.0	0.15	1		06/03/14 15:39	79-34-5	
Tetrachloroethene	**0.19J**	ug/L	5.0	0.10	1		06/03/14 15:39	127-18-4	
Toluene	ND	ug/L	5.0	0.17	1		06/03/14 15:39	108-88-3	
1,1,1-Trichloroethane	ND	ug/L	5.0	0.11	1		06/03/14 15:39	71-55-6	
1,1,2-Trichloroethane	ND	ug/L	5.0	0.20	1		06/03/14 15:39	79-00-5	
Trichloroethene	**787**	ug/L	125	4.2	25		06/03/14 02:42	79-01-6	
Vinyl chloride	ND	ug/L	2.0	0.13	1		06/03/14 15:39	75-01-4	
Xylene (Total)	ND	ug/L	125	10.5	25		06/03/14 02:42	1330-20-7	
Surrogates									
4-Bromofluorobenzene (S)	95	%	80-120		1		06/03/14 15:39	460-00-4	
1,2-Dichloroethane-d4 (S)	101	%	80-120		1		06/03/14 15:39	17060-07-0	
Toluene-d8 (S)	96	%	80-120		1		06/03/14 15:39	2037-26-5	
Preservation pH	**1.0**		0.10	0.10	1		06/03/14 15:39		

REPORT OF LABORATORY ANALYSIS

This report shall not be reproduced, except in full,
without the written consent of Pace Analytical Services, Inc..

Pace Analytical Services, Inc.
9608 Loiret Blvd.
Lenexa, KS 66219
(913)599-5665

ANALYTICAL RESULTS

Project: FORT SMITH, AR
Pace Project No.: 60170255

Sample: MW-85-201405 **Lab ID: 60170255007** Collected: 05/29/14 16:40 Received: 05/30/14 08:45 Matrix: Water

Parameters	Results	Units	Report Limit	MDL	DF	Prepared	Analyzed	CAS No.	Qual
8260 MSV	Analytical Method: EPA 5030B/8260								
Acetone	**6.4J**	ug/L	10.0	1.9	1		06/03/14 15:56	67-64-1	B
Benzene	ND	ug/L	5.0	0.060	1		06/03/14 15:56	71-43-2	
Bromodichloromethane	ND	ug/L	5.0	0.19	1		06/03/14 15:56	75-27-4	
Bromoform	ND	ug/L	5.0	0.070	1		06/03/14 15:56	75-25-2	
Bromomethane	ND	ug/L	7.0	0.16	1		06/03/14 15:56	74-83-9	
2-Butanone (MEK)	ND	ug/L	10.0	0.59	1		06/03/14 15:56	78-93-3	
Carbon disulfide	ND	ug/L	10.0	0.12	1		06/03/14 15:56	75-15-0	
Carbon tetrachloride	ND	ug/L	5.0	0.18	1		06/03/14 15:56	56-23-5	
Chlorobenzene	ND	ug/L	5.0	0.21	1		06/03/14 15:56	108-90-7	
Chloroethane	ND	ug/L	10.0	0.15	1		06/03/14 15:56	75-00-3	
Chloroform	ND	ug/L	5.0	0.14	1		06/03/14 15:56	67-66-3	
Chloromethane	ND	ug/L	10.0	0.080	1		06/03/14 15:56	74-87-3	
Dibromochloromethane	ND	ug/L	5.0	0.21	1		06/03/14 15:56	124-48-1	
1,1-Dichloroethane	ND	ug/L	2.4	0.050	1		06/03/14 15:56	75-34-3	
1,2-Dichloroethane	ND	ug/L	5.0	0.12	1		06/03/14 15:56	107-06-2	
1,1-Dichloroethene	**4.0J**	ug/L	5.0	0.20	1		06/03/14 15:56	75-35-4	
cis-1,2-Dichloroethene	**99.4**	ug/L	5.0	0.080	1		06/03/14 15:56	156-59-2	
trans-1,2-Dichloroethene	**0.36J**	ug/L	5.0	0.20	1		06/03/14 15:56	156-60-5	
1,2-Dichloropropane	ND	ug/L	5.0	0.16	1		06/03/14 15:56	78-87-5	
cis-1,3-Dichloropropene	ND	ug/L	1.0	0.14	1		06/03/14 15:56	10061-01-5	
trans-1,3-Dichloropropene	ND	ug/L	1.0	0.12	1		06/03/14 15:56	10061-02-6	
Ethylbenzene	ND	ug/L	5.0	0.18	1		06/03/14 15:56	100-41-4	
2-Hexanone	ND	ug/L	10.0	1.2	1		06/03/14 15:56	591-78-6	
Methylene chloride	ND	ug/L	5.0	0.15	1		06/03/14 15:56	75-09-2	
4-Methyl-2-pentanone (MIBK)	ND	ug/L	10.0	0.42	1		06/03/14 15:56	108-10-1	
Styrene	ND	ug/L	5.0	0.12	1		06/03/14 15:56	100-42-5	
1,1,2,2-Tetrachloroethane	ND	ug/L	1.0	0.15	1		06/03/14 15:56	79-34-5	
Tetrachloroethene	**0.37J**	ug/L	5.0	0.10	1		06/03/14 15:56	127-18-4	
Toluene	**0.35J**	ug/L	5.0	0.17	1		06/03/14 15:56	108-88-3	B
1,1,1-Trichloroethane	**0.52J**	ug/L	5.0	0.11	1		06/03/14 15:56	71-55-6	
1,1,2-Trichloroethane	ND	ug/L	5.0	0.20	1		06/03/14 15:56	79-00-5	
Trichloroethene	**1970**	ug/L	125	4.2	25		06/03/14 02:56	79-01-6	
Vinyl chloride	**23.1**	ug/L	2.0	0.13	1		06/03/14 15:56	75-01-4	
Xylene (Total)	ND	ug/L	125	10.5	25		06/03/14 02:56	1330-20-7	
Surrogates									
4-Bromofluorobenzene (S)	96	%	80-120		1		06/03/14 15:56	460-00-4	
1,2-Dichloroethane-d4 (S)	101	%	80-120		1		06/03/14 15:56	17060-07-0	
Toluene-d8 (S)	99	%	80-120		1		06/03/14 15:56	2037-26-5	
Preservation pH	**1.0**		0.10	0.10	1		06/03/14 15:56		

REPORT OF LABORATORY ANALYSIS

This report shall not be reproduced, except in full,
without the written consent of Pace Analytical Services, Inc..

Pace Analytical Services, Inc.
9608 Loiret Blvd.
Lenexa, KS 66219
(913)599-5665

ANALYTICAL RESULTS

Project: FORT SMITH, AR
Pace Project No.: 60170255

Sample: MW-86-201405 **Lab ID: 60170255008** Collected: 05/29/14 17:35 Received: 05/30/14 08:45 Matrix: Water

Parameters	Results	Units	Report Limit	MDL	DF	Prepared	Analyzed	CAS No.	Qual
8260 MSV	Analytical Method: EPA 5030B/8260								
Acetone	**12.9**	ug/L	10.0	1.9	1		06/03/14 16:12	67-64-1	B
Benzene	ND	ug/L	5.0	0.060	1		06/03/14 16:12	71-43-2	
Bromodichloromethane	ND	ug/L	5.0	0.19	1		06/03/14 16:12	75-27-4	
Bromoform	ND	ug/L	5.0	0.070	1		06/03/14 16:12	75-25-2	
Bromomethane	ND	ug/L	7.0	0.16	1		06/03/14 16:12	74-83-9	
2-Butanone (MEK)	**107**	ug/L	10.0	0.59	1		06/03/14 16:12	78-93-3	
Carbon disulfide	ND	ug/L	10.0	0.12	1		06/03/14 16:12	75-15-0	
Carbon tetrachloride	ND	ug/L	5.0	0.18	1		06/03/14 16:12	56-23-5	
Chlorobenzene	ND	ug/L	5.0	0.21	1		06/03/14 16:12	108-90-7	
Chloroethane	ND	ug/L	10.0	0.15	1		06/03/14 16:12	75-00-3	
Chloroform	**36.8**	ug/L	5.0	0.14	1		06/03/14 16:12	67-66-3	
Chloromethane	ND	ug/L	10.0	0.080	1		06/03/14 16:12	74-87-3	
Dibromochloromethane	**35.3**	ug/L	5.0	0.21	1		06/03/14 16:12	124-48-1	
1,1-Dichloroethane	**156J**	ug/L	1200	25.0	500		06/03/14 14:01	75-34-3	
1,2-Dichloroethane	ND	ug/L	5.0	0.12	1		06/03/14 16:12	107-06-2	
1,1-Dichloroethene	**355J**	ug/L	2500	100	500		06/03/14 14:01	75-35-4	
cis-1,2-Dichloroethene	**1220J**	ug/L	2500	40.0	500		06/03/14 14:01	156-59-2	
trans-1,2-Dichloroethene	**7.2**	ug/L	5.0	0.20	1		06/03/14 16:12	156-60-5	
1,2-Dichloropropane	ND	ug/L	5.0	0.16	1		06/03/14 16:12	78-87-5	
cis-1,3-Dichloropropene	ND	ug/L	1.0	0.14	1		06/03/14 16:12	10061-01-5	
trans-1,3-Dichloropropene	ND	ug/L	1.0	0.12	1		06/03/14 16:12	10061-02-6	
Ethylbenzene	**0.77J**	ug/L	5.0	0.18	1		06/03/14 16:12	100-41-4	
2-Hexanone	ND	ug/L	10.0	1.2	1		06/03/14 16:12	591-78-6	
Methylene chloride	**4.5J**	ug/L	5.0	0.15	1		06/03/14 16:12	75-09-2	
4-Methyl-2-pentanone (MIBK)	ND	ug/L	10.0	0.42	1		06/03/14 16:12	108-10-1	
Styrene	ND	ug/L	5.0	0.12	1		06/03/14 16:12	100-42-5	
1,1,2,2-Tetrachloroethane	**0.79J**	ug/L	1.0	0.15	1		06/03/14 16:12	79-34-5	
Tetrachloroethene	**33.1**	ug/L	5.0	0.10	1		06/03/14 16:12	127-18-4	
Toluene	**47.8**	ug/L	5.0	0.17	1		06/03/14 16:12	108-88-3	
1,1,1-Trichloroethane	**1220J**	ug/L	2500	55.0	500		06/03/14 14:01	71-55-6	
1,1,2-Trichloroethane	**2.4J**	ug/L	5.0	0.20	1		06/03/14 16:12	79-00-5	
Trichloroethene	**533000**	ug/L	25000	850	5000		06/03/14 16:45	79-01-6	
Vinyl chloride	**341J**	ug/L	1000	65.0	500		06/03/14 14:01	75-01-4	
Xylene (Total)	**3.9J**	ug/L	5.0	0.42	1		06/03/14 16:12	1330-20-7	
Surrogates									
4-Bromofluorobenzene (S)	95	%	80-120		1		06/03/14 16:12	460-00-4	IU
1,2-Dichloroethane-d4 (S)	272	%	80-120		1		06/03/14 16:12	17060-07-0	S1
Toluene-d8 (S)	252	%	80-120		1		06/03/14 16:12	2037-26-5	S1
Preservation pH	**1.0**		0.10	0.10	1		06/03/14 16:12		

REPORT OF LABORATORY ANALYSIS

This report shall not be reproduced, except in full,
without the written consent of Pace Analytical Services, Inc..

Pace Analytical Services, Inc.
9608 Loiret Blvd.
Lenexa, KS 66219
(913)599-5665

ANALYTICAL RESULTS

Project: FORT SMITH, AR
Pace Project No.: 60170255

Sample: TRIPBLANK 02-201405 **Lab ID: 60170255009** Collected: 05/29/14 17:35 Received: 05/30/14 08:45 Matrix: Water

Parameters	Results	Units	Report Limit	MDL	DF	Prepared	Analyzed	CAS No.	Qual
8260 MSV	Analytical Method: EPA 5030B/8260								
Acetone	ND	ug/L	10.0	1.9	1		06/03/14 00:48	67-64-1	
Benzene	ND	ug/L	5.0	0.060	1		06/03/14 00:48	71-43-2	
Bromodichloromethane	ND	ug/L	5.0	0.19	1		06/03/14 00:48	75-27-4	
Bromoform	ND	ug/L	5.0	0.070	1		06/03/14 00:48	75-25-2	
Bromomethane	ND	ug/L	7.0	0.16	1		06/03/14 00:48	74-83-9	
2-Butanone (MEK)	ND	ug/L	10.0	0.59	1		06/03/14 00:48	78-93-3	
Carbon disulfide	ND	ug/L	10.0	0.12	1		06/03/14 00:48	75-15-0	
Carbon tetrachloride	ND	ug/L	5.0	0.18	1		06/03/14 00:48	56-23-5	
Chlorobenzene	ND	ug/L	5.0	0.21	1		06/03/14 00:48	108-90-7	
Chloroethane	ND	ug/L	10.0	0.15	1		06/03/14 00:48	75-00-3	
Chloroform	ND	ug/L	5.0	0.14	1		06/03/14 00:48	67-66-3	
Chloromethane	ND	ug/L	10.0	0.080	1		06/03/14 00:48	74-87-3	
Dibromochloromethane	ND	ug/L	5.0	0.21	1		06/03/14 00:48	124-48-1	
1,1-Dichloroethane	ND	ug/L	2.4	0.050	1		06/03/14 00:48	75-34-3	
1,2-Dichloroethane	ND	ug/L	5.0	0.12	1		06/03/14 00:48	107-06-2	
1,1-Dichloroethene	ND	ug/L	5.0	0.20	1		06/03/14 00:48	75-35-4	
cis-1,2-Dichloroethene	ND	ug/L	5.0	0.080	1		06/03/14 00:48	156-59-2	
trans-1,2-Dichloroethene	ND	ug/L	5.0	0.20	1		06/03/14 00:48	156-60-5	
1,2-Dichloropropane	ND	ug/L	5.0	0.16	1		06/03/14 00:48	78-87-5	
cis-1,3-Dichloropropene	ND	ug/L	1.0	0.14	1		06/03/14 00:48	10061-01-5	
trans-1,3-Dichloropropene	ND	ug/L	1.0	0.12	1		06/03/14 00:48	10061-02-6	
Ethylbenzene	ND	ug/L	5.0	0.18	1		06/03/14 00:48	100-41-4	
2-Hexanone	ND	ug/L	10.0	1.2	1		06/03/14 00:48	591-78-6	
Methylene chloride	ND	ug/L	5.0	0.15	1		06/03/14 00:48	75-09-2	
4-Methyl-2-pentanone (MIBK)	ND	ug/L	10.0	0.42	1		06/03/14 00:48	108-10-1	
Styrene	ND	ug/L	5.0	0.12	1		06/03/14 00:48	100-42-5	
1,1,2,2-Tetrachloroethane	ND	ug/L	1.0	0.15	1		06/03/14 00:48	79-34-5	
Tetrachloroethene	ND	ug/L	5.0	0.10	1		06/03/14 00:48	127-18-4	
Toluene	ND	ug/L	5.0	0.17	1		06/03/14 00:48	108-88-3	
1,1,1-Trichloroethane	ND	ug/L	5.0	0.11	1		06/03/14 00:48	71-55-6	
1,1,2-Trichloroethane	ND	ug/L	5.0	0.20	1		06/03/14 00:48	79-00-5	
Trichloroethene	ND	ug/L	5.0	0.17	1		06/03/14 00:48	79-01-6	
Vinyl chloride	ND	ug/L	2.0	0.13	1		06/03/14 00:48	75-01-4	
Xylene (Total)	ND	ug/L	5.0	0.42	1		06/03/14 00:48	1330-20-7	
Surrogates									
4-Bromofluorobenzene (S)	95	%	80-120		1		06/03/14 00:48	460-00-4	
1,2-Dichloroethane-d4 (S)	106	%	80-120		1		06/03/14 00:48	17060-07-0	
Toluene-d8 (S)	98	%	80-120		1		06/03/14 00:48	2037-26-5	
Preservation pH	**1.0**		0.10	0.10	1		06/03/14 00:48		

REPORT OF LABORATORY ANALYSIS

This report shall not be reproduced, except in full,
without the written consent of Pace Analytical Services, Inc..

Pace Analytical Services, Inc.
9608 Loiret Blvd.
Lenexa, KS 66219
(913)599-5665

QUALITY CONTROL DATA

Project: FORT SMITH, AR
Pace Project No.: 60170255

QC Batch: MSV/61982 Analysis Method: EPA 5030B/8260
QC Batch Method: EPA 5030B/8260 Analysis Description: 8260 MSV Water 10 mL Purge
Associated Lab Samples: 60170255002, 60170255006, 60170255007, 60170255009

METHOD BLANK: 1387151 Matrix: Water
Associated Lab Samples: 60170255002, 60170255006, 60170255007, 60170255009

Parameter	Units	Blank Result	Reporting Limit	Analyzed	Qualifiers
1,1,1-Trichloroethane	ug/L	ND	5.0	06/03/14 00:05	
1,1,2,2-Tetrachloroethane	ug/L	ND	1.0	06/03/14 00:05	
1,1,2-Trichloroethane	ug/L	ND	5.0	06/03/14 00:05	
1,1-Dichloroethane	ug/L	ND	2.4	06/03/14 00:05	
1,1-Dichloroethene	ug/L	ND	5.0	06/03/14 00:05	
1,2-Dichloroethane	ug/L	ND	5.0	06/03/14 00:05	
1,2-Dichloropropane	ug/L	ND	5.0	06/03/14 00:05	
2-Butanone (MEK)	ug/L	ND	10.0	06/03/14 00:05	
2-Hexanone	ug/L	ND	10.0	06/03/14 00:05	
4-Methyl-2-pentanone (MIBK)	ug/L	ND	10.0	06/03/14 00:05	
Acetone	ug/L	ND	10.0	06/03/14 00:05	
Benzene	ug/L	ND	5.0	06/03/14 00:05	
Bromodichloromethane	ug/L	ND	5.0	06/03/14 00:05	
Bromoform	ug/L	ND	5.0	06/03/14 00:05	
Bromomethane	ug/L	ND	7.0	06/03/14 00:05	
Carbon disulfide	ug/L	0.17J	10.0	06/03/14 00:05	
Carbon tetrachloride	ug/L	ND	5.0	06/03/14 00:05	
Chlorobenzene	ug/L	ND	5.0	06/03/14 00:05	
Chloroethane	ug/L	ND	10.0	06/03/14 00:05	
Chloroform	ug/L	ND	5.0	06/03/14 00:05	
Chloromethane	ug/L	ND	10.0	06/03/14 00:05	
cis-1,2-Dichloroethene	ug/L	ND	5.0	06/03/14 00:05	
cis-1,3-Dichloropropene	ug/L	ND	1.0	06/03/14 00:05	
Dibromochloromethane	ug/L	ND	5.0	06/03/14 00:05	
Ethylbenzene	ug/L	ND	5.0	06/03/14 00:05	
Methylene chloride	ug/L	0.27J	5.0	06/03/14 00:05	
Styrene	ug/L	ND	5.0	06/03/14 00:05	
Tetrachloroethene	ug/L	ND	5.0	06/03/14 00:05	
Toluene	ug/L	ND	5.0	06/03/14 00:05	
trans-1,2-Dichloroethene	ug/L	ND	5.0	06/03/14 00:05	
trans-1,3-Dichloropropene	ug/L	ND	1.0	06/03/14 00:05	
Trichloroethene	ug/L	ND	5.0	06/03/14 00:05	
Vinyl chloride	ug/L	ND	2.0	06/03/14 00:05	
Xylene (Total)	ug/L	ND	5.0	06/03/14 00:05	
1,2-Dichloroethane-d4 (S)	%	107	80-120	06/03/14 00:05	
4-Bromofluorobenzene (S)	%	102	80-120	06/03/14 00:05	
Toluene-d8 (S)	%	101	80-120	06/03/14 00:05	

Results presented on this page are in the units indicated by the "Units" column except where an alternate unit is presented to the right of the result.

REPORT OF LABORATORY ANALYSIS

This report shall not be reproduced, except in full,
without the written consent of Pace Analytical Services, Inc..

Pace Analytical Services, Inc.
9608 Loiret Blvd.
Lenexa, KS 66219
(913)599-5665

QUALITY CONTROL DATA

Project: FORT SMITH, AR
Pace Project No.: 60170255

LABORATORY CONTROL SAMPLE: 1387152

Parameter	Units	Spike Conc.	LCS Result	LCS % Rec	% Rec Limits	Qualifiers
1,1,1-Trichloroethane	ug/L	20	21.3	106	80-121	
1,1,2,2-Tetrachloroethane	ug/L	20	17.6	88	73-124	
1,1,2-Trichloroethane	ug/L	20	20.7	104	80-120	
1,1-Dichloroethane	ug/L	20	20.7	103	77-120	
1,1-Dichloroethene	ug/L	20	19.5	98	78-126	
1,2-Dichloroethane	ug/L	20	20.8	104	77-123	
1,2-Dichloropropane	ug/L	20	19.9	100	80-121	
2-Butanone (MEK)	ug/L	100	103	103	52-145	
2-Hexanone	ug/L	100	107	107	57-139	
4-Methyl-2-pentanone (MIBK)	ug/L	100	99.3	99	71-131	
Acetone	ug/L	100	116	116	32-155	
Benzene	ug/L	20	20.8	104	80-120	
Bromodichloromethane	ug/L	20	20.2	101	80-120	
Bromoform	ug/L	20	20.0	100	73-124	
Bromomethane	ug/L	20	15.5	77	31-144	
Carbon disulfide	ug/L	20	23.4	117	65-125	
Carbon tetrachloride	ug/L	20	20.7	104	78-128	
Chlorobenzene	ug/L	20	20.4	102	80-120	
Chloroethane	ug/L	20	21.1	105	55-137	
Chloroform	ug/L	20	20.2	101	79-120	
Chloromethane	ug/L	20	20.5	102	22-138	
cis-1,2-Dichloroethene	ug/L	20	20.9	104	80-120	
cis-1,3-Dichloropropene	ug/L	20	19.1	96	80-120	
Dibromochloromethane	ug/L	20	19.6	98	80-120	
Ethylbenzene	ug/L	20	20.3	101	80-121	
Methylene chloride	ug/L	20	20.2	101	73-126	
Styrene	ug/L	20	22.3	111	80-120	
Tetrachloroethene	ug/L	20	21.4	107	80-121	
Toluene	ug/L	20	20.8	104	80-122	
trans-1,2-Dichloroethene	ug/L	20	19.4	97	79-121	
trans-1,3-Dichloropropene	ug/L	20	18.5	92	80-127	
Trichloroethene	ug/L	20	21.2	106	80-120	
Vinyl chloride	ug/L	20	19.6	98	59-120	
Xylene (Total)	ug/L	60	63.4	106	80-121	
1,2-Dichloroethane-d4 (S)	%			109	80-120	
4-Bromofluorobenzene (S)	%			98	80-120	
Toluene-d8 (S)	%			102	80-120	

Results presented on this page are in the units indicated by the "Units" column except where an alternate unit is presented to the right of the result.

REPORT OF LABORATORY ANALYSIS

This report shall not be reproduced, except in full,
without the written consent of Pace Analytical Services, Inc..

Pace Analytical Services, Inc.
9608 Loiret Blvd.
Lenexa, KS 66219
(913)599-5665

QUALITY CONTROL DATA

Project: FORT SMITH, AR
Pace Project No.: 60170255

QC Batch: MSV/62024 Analysis Method: EPA 5030B/8260
QC Batch Method: EPA 5030B/8260 Analysis Description: 8260 MSV Water 10 mL Purge
Associated Lab Samples: 60170255001, 60170255002, 60170255003, 60170255004, 60170255005, 60170255006, 60170255007, 60170255008

METHOD BLANK: 1387899 Matrix: Water
Associated Lab Samples: 60170255001, 60170255002, 60170255003, 60170255004, 60170255005, 60170255006, 60170255007, 60170255008

Parameter	Units	Blank Result	Reporting Limit	Analyzed	Qualifiers
1,1,1-Trichloroethane	ug/L	ND	5.0	06/03/14 12:56	
1,1,2,2-Tetrachloroethane	ug/L	ND	1.0	06/03/14 12:56	
1,1,2-Trichloroethane	ug/L	ND	5.0	06/03/14 12:56	
1,1-Dichloroethane	ug/L	ND	2.4	06/03/14 12:56	
1,1-Dichloroethene	ug/L	ND	5.0	06/03/14 12:56	
1,2-Dichloroethane	ug/L	ND	5.0	06/03/14 12:56	
1,2-Dichloropropane	ug/L	ND	5.0	06/03/14 12:56	
2-Butanone (MEK)	ug/L	ND	10.0	06/03/14 12:56	
2-Hexanone	ug/L	ND	10.0	06/03/14 12:56	
4-Methyl-2-pentanone (MIBK)	ug/L	ND	10.0	06/03/14 12:56	
Acetone	ug/L	7.4J	10.0	06/03/14 12:56	
Benzene	ug/L	ND	5.0	06/03/14 12:56	
Bromodichloromethane	ug/L	ND	5.0	06/03/14 12:56	
Bromoform	ug/L	ND	5.0	06/03/14 12:56	
Bromomethane	ug/L	ND	7.0	06/03/14 12:56	
Carbon disulfide	ug/L	ND	10.0	06/03/14 12:56	
Carbon tetrachloride	ug/L	ND	5.0	06/03/14 12:56	
Chlorobenzene	ug/L	ND	5.0	06/03/14 12:56	
Chloroethane	ug/L	ND	10.0	06/03/14 12:56	
Chloroform	ug/L	ND	5.0	06/03/14 12:56	
Chloromethane	ug/L	ND	10.0	06/03/14 12:56	
cis-1,2-Dichloroethene	ug/L	ND	5.0	06/03/14 12:56	
cis-1,3-Dichloropropene	ug/L	ND	1.0	06/03/14 12:56	
Dibromochloromethane	ug/L	ND	5.0	06/03/14 12:56	
Ethylbenzene	ug/L	ND	5.0	06/03/14 12:56	
Methylene chloride	ug/L	0.35J	5.0	06/03/14 12:56	
Styrene	ug/L	ND	5.0	06/03/14 12:56	
Tetrachloroethene	ug/L	ND	5.0	06/03/14 12:56	
Toluene	ug/L	0.34J	5.0	06/03/14 12:56	
trans-1,2-Dichloroethene	ug/L	ND	5.0	06/03/14 12:56	
trans-1,3-Dichloropropene	ug/L	ND	1.0	06/03/14 12:56	
Trichloroethene	ug/L	ND	5.0	06/03/14 12:56	
Vinyl chloride	ug/L	ND	2.0	06/03/14 12:56	
Xylene (Total)	ug/L	ND	5.0	06/03/14 12:56	
1,2-Dichloroethane-d4 (S)	%	98	80-120	06/03/14 12:56	
4-Bromofluorobenzene (S)	%	99	80-120	06/03/14 12:56	
Toluene-d8 (S)	%	97	80-120	06/03/14 12:56	

Results presented on this page are in the units indicated by the "Units" column except where an alternate unit is presented to the right of the result.

REPORT OF LABORATORY ANALYSIS

This report shall not be reproduced, except in full,
without the written consent of Pace Analytical Services, Inc..

Pace Analytical Services, Inc.
9608 Loiret Blvd.
Lenexa, KS 66219
(913)599-5665

QUALITY CONTROL DATA

Project: FORT SMITH, AR
Pace Project No.: 60170255

LABORATORY CONTROL SAMPLE: 1387900

Parameter	Units	Spike Conc.	LCS Result	LCS % Rec	% Rec Limits	Qualifiers
1,1,1-Trichloroethane	ug/L	20	18.1	91	80-121	
1,1,2,2-Tetrachloroethane	ug/L	20	20.0	100	73-124	
1,1,2-Trichloroethane	ug/L	20	21.1	105	80-120	
1,1-Dichloroethane	ug/L	20	19.0	95	77-120	
1,1-Dichloroethene	ug/L	20	18.3	91	78-126	
1,2-Dichloroethane	ug/L	20	18.4	92	77-123	
1,2-Dichloropropane	ug/L	20	18.5	93	80-121	
2-Butanone (MEK)	ug/L	100	94.2	94	52-145	
2-Hexanone	ug/L	100	101	101	57-139	
4-Methyl-2-pentanone (MIBK)	ug/L	100	93.9	94	71-131	
Acetone	ug/L	100	97.2	97	32-155	
Benzene	ug/L	20	18.8	94	80-120	
Bromodichloromethane	ug/L	20	19.0	95	80-120	
Bromoform	ug/L	20	16.5	83	73-124	
Bromomethane	ug/L	20	15.6	78	31-144	
Carbon disulfide	ug/L	20	14.2	71	65-125	
Carbon tetrachloride	ug/L	20	16.9	85	78-128	
Chlorobenzene	ug/L	20	19.4	97	80-120	
Chloroethane	ug/L	20	15.7	78	55-137	
Chloroform	ug/L	20	18.6	93	79-120	
Chloromethane	ug/L	20	6.6J	33	22-138	
cis-1,2-Dichloroethene	ug/L	20	19.6	98	80-120	
cis-1,3-Dichloropropene	ug/L	20	17.9	89	80-120	
Dibromochloromethane	ug/L	20	18.6	93	80-120	
Ethylbenzene	ug/L	20	18.7	93	80-121	
Methylene chloride	ug/L	20	17.7	88	73-126	
Styrene	ug/L	20	18.2	91	80-120	
Tetrachloroethene	ug/L	20	17.6	88	80-121	
Toluene	ug/L	20	18.4	92	80-122	
trans-1,2-Dichloroethene	ug/L	20	17.3	87	79-121	
trans-1,3-Dichloropropene	ug/L	20	18.8	94	80-127	
Trichloroethene	ug/L	20	18.2	91	80-120	
Vinyl chloride	ug/L	20	16.6	83	59-120	
Xylene (Total)	ug/L	60	56.0	93	80-121	
1,2-Dichloroethane-d4 (S)	%			100	80-120	
4-Bromofluorobenzene (S)	%			100	80-120	
Toluene-d8 (S)	%			99	80-120	

Results presented on this page are in the units indicated by the "Units" column except where an alternate unit is presented to the right of the result.

REPORT OF LABORATORY ANALYSIS

This report shall not be reproduced, except in full,
without the written consent of Pace Analytical Services, Inc..

Pace Analytical Services, Inc.
9608 Loiret Blvd.
Lenexa, KS 66219
(913)599-5665

QUALITY CONTROL DATA

Project: FORT SMITH, AR
Pace Project No.: 60170255

QC Batch: MSV/62038 Analysis Method: EPA 5030B/8260
QC Batch Method: EPA 5030B/8260 Analysis Description: 8260 MSV Water 10 mL Purge
Associated Lab Samples: 60170255004, 60170255005

METHOD BLANK: 1388465 Matrix: Water
Associated Lab Samples: 60170255004, 60170255005

Parameter	Units	Blank Result	Reporting Limit	Analyzed	Qualifiers
Trichloroethene	ug/L	0.63J	5.0	06/04/14 09:30	
1,2-Dichloroethane-d4 (S)	%	102	80-120	06/04/14 09:30	
4-Bromofluorobenzene (S)	%	99	80-120	06/04/14 09:30	
Toluene-d8 (S)	%	100	80-120	06/04/14 09:30	

LABORATORY CONTROL SAMPLE: 1388466

Parameter	Units	Spike Conc.	LCS Result	LCS % Rec	% Rec Limits	Qualifiers
Trichloroethene	ug/L	20	19.4	97	80-120	
1,2-Dichloroethane-d4 (S)	%			103	80-120	
4-Bromofluorobenzene (S)	%			96	80-120	
Toluene-d8 (S)	%			101	80-120	

Results presented on this page are in the units indicated by the "Units" column except where an alternate unit is presented to the right of the result.

REPORT OF LABORATORY ANALYSIS

This report shall not be reproduced, except in full,
without the written consent of Pace Analytical Services, Inc..

Pace Analytical Services, Inc.
9608 Loiret Blvd.
Lenexa, KS 66219
(913)599-5665

QUALIFIERS

Project: FORT SMITH, AR
Pace Project No.: 60170255

DEFINITIONS

DF - Dilution Factor, if reported, represents the factor applied to the reported data due to changes in sample preparation, dilution of the sample aliquot, or moisture content.

ND - Not Detected at or above adjusted reporting limit.

J - Estimated concentration above the adjusted method detection limit and below the adjusted reporting limit.

MDL - Adjusted Method Detection Limit.

PRL - Pace Reporting Limit.

RL - Reporting Limit.

S - Surrogate

1,2-Diphenylhydrazine (8270 listed analyte) decomposes to Azobenzene.

Consistent with EPA guidelines, unrounded data are displayed and have been used to calculate % recovery and RPD values.

LCS(D) - Laboratory Control Sample (Duplicate)

MS(D) - Matrix Spike (Duplicate)

DUP - Sample Duplicate

RPD - Relative Percent Difference

NC - Not Calculable.

SG - Silica Gel - Clean-Up

U - Indicates the compound was analyzed for, but not detected.

N-Nitrosodiphenylamine decomposes and cannot be separated from Diphenylamine using Method 8270. The result reported for each analyte is a combined concentration.

Pace Analytical is TNI accredited. Contact your Pace PM for the current list of accredited analytes.

TNI - The NELAC Institute.

BATCH QUALIFIERS

Batch: MSV/61982

[M5] A matrix spike/matrix spike duplicate was not performed for this batch due to insufficient sample volume.

Batch: MSV/62024

[M5] A matrix spike/matrix spike duplicate was not performed for this batch due to insufficient sample volume.

ANALYTE QUALIFIERS

B	Analyte was detected in the associated method blank.
IU	The internal standard recoveries associated with this sample exceed the upper control limit. The reported results should be considered estimated values.
S1	Surrogate recovery outside laboratory control limits (confirmed by re-analysis).
pH	Post-analysis pH measurement indicates insufficient VOA sample preservation.

This report shall not be reproduced, except in full,
without the written consent of Pace Analytical Services, Inc..

Pace Analytical Services, Inc.
9608 Loiret Blvd.
Lenexa, KS 66219
(913)599-5665

QUALITY CONTROL DATA CROSS REFERENCE TABLE

Project: FORT SMITH, AR
Pace Project No.: 60170255

Lab ID	Sample ID	QC Batch Method	QC Batch	Analytical Method	Analytical Batch
60170255001	**MW-81-201405**	EPA 5030B/8260	MSV/62024		
60170255002	**IW-128-201405**	EPA 5030B/8260	MSV/61982		
60170255002	**IW-128-201405**	EPA 5030B/8260	MSV/62024		
60170255003	**IW-127-201405**	EPA 5030B/8260	MSV/62024		
60170255004	**IW-129-201405**	EPA 5030B/8260	MSV/62024		
60170255004	**IW-129-201405**	EPA 5030B/8260	MSV/62038		
60170255005	**IW-125-201405**	EPA 5030B/8260	MSV/62024		
60170255005	**IW-125-201405**	EPA 5030B/8260	MSV/62038		
60170255006	**IW-126-201405**	EPA 5030B/8260	MSV/61982		
60170255006	**IW-126-201405**	EPA 5030B/8260	MSV/62024		
60170255007	**MW-85-201405**	EPA 5030B/8260	MSV/61982		
60170255007	**MW-85-201405**	EPA 5030B/8260	MSV/62024		
60170255008	**MW-86-201405**	EPA 5030B/8260	MSV/62024		
60170255009	**TRIPBLANK 02-201405**	EPA 5030B/8260	MSV/61982		

This report shall not be reproduced, except in full,
without the written consent of Pace Analytical Services, Inc..

Pace Analytical
www.pacelabs.com

Sample Condition Upon Receipt

WO#: 60170255

60170255

Client Name: Environ

Optional
Proj Due Date:
Proj Name:

Courier: Fed Ex ☒ UPS ☐ USPS ☐ Client ☐ Commercial ☐ Pace ☐ Other ☐

Tracking #: 8043 0653 0052 Pace Shipping Label Used? Yes ☒ No ☐

Custody Seal on Cooler/Box Present: Yes ☒ No ☐ Seals intact: Yes ☒ No ☐

Packing Material: Bubble Wrap ☒ Bubble Bags ☐ Foam ☐ None ☐ Other ☐

Thermometer Used: T-239 / T-194 **Type of Ice:** (Wet) Blue None ☐ Samples received on ice, cooling process has begun.
(circle one)

Cooler Temperature: 4.0

Temperature should be above freezing to 6°C

Date and initials of person examining contents: JMS 5/30/14 1045

Chain of Custody present:	☑Yes ☐No ☐N/A	1.
Chain of Custody filled out:	☑Yes ☐No ☐N/A	2.
Chain of Custody relinquished:	☑Yes ☐No ☐N/A	3.
Sampler name & signature on COC:	☑Yes ☐No ☐N/A	4.
Samples arrived within holding time:	☑Yes ☐No ☐N/A	5.
Short Hold Time analyses (<72hr):	☐Yes ☑No ☐N/A	6.
Rush Turn Around Time requested:	☑Yes ☑No ☐N/A	7. 3 day
Sufficient volume:	☑Yes ☐No ☐N/A	8.
Correct containers used:	☑Yes ☐No ☐N/A	
Pace containers used:	☑Yes ☐No ☐N/A	9.
Containers intact:	☑Yes ☐No ☐N/A	10.
Unpreserved 5035A soils frozen w/in 48hrs?	☐Yes ☐No ☑N/A	11.
Filtered volume received for dissolved tests?	☐Yes ☐No ☑N/A	12.
Sample labels match COC:	☑Yes ☐No ☐N/A	
Includes date/time/ID/analyses Matrix: water		13.
All containers needing preservation have been checked.	☐Yes ☐No ☑N/A	
All containers needing preservation are found to be in compliance with EPA recommendation.	☐Yes ☐No ☑N/A	14.
Exceptions: VOA, coliform, TOC, O&G, WI-DRO (water), Phenolics	☑Yes ☐No	Initial when completed N/A / Lot # of added preservative
Trip Blank present:	☑Yes ☐No ☐N/A	
Pace Trip Blank lot # (if purchased): 3174-3		15.
Headspace in VOA vials (>6mm):	☐Yes ☑No ☐N/A	16.
Project sampled in USDA Regulated Area:	☐Yes ☐No ☑N/A	17. List State:

Client Notification/ Resolution: Copy COC to Client? Y / N Field Data Required? Y / N

Person Contacted: _____ Date/Time: _____

Comments/ Resolution: _____

Project Manager Review: mw Date: 5/30/14

Pace Analytical
www.pacelabs.com

CHAIN-OF-CUSTODY / Analytical Request Document

The Chain-of-Custody is a LEGAL DOCUMENT. All relevant fields must be completed accurately.

Page: 1 of 1

Section A Required Client Information:		Section B Required Project Information:		Section C Invoice Information:	
Company:	Environ	Report To:	Wendy Stonestreet	Attention:	Tamara Gleason
Address:	7500 College Blvd., Ste. 925	Copy To:	Tamara Gleason	Company Name:	ENVIRON
	Overland Park, KS 66210		tgleason@environcorp.com	Address:	
Email To:	wstonestreet@environcorp.com	Purchase Order No.:		Pace Quote Reference:	
Phone:	913-553-5926 Fax:	Project Name:	Fort Smith, AR	Pace Project Manager:	MJ Walls
Requested Due Date/TAT:	3-Day TAT	Project Number:	3433233A ("Task 12")	Pace Profile #:	7444, line 1

REGULATORY AGENCY

☐ NPDES ☐ GROUND WATER ☐ DRINKING WATER
☐ UST ☐ RCRA ☐ OTHER _____

Site Location STATE: AR

Requested Analysis Filtered (Y/N)

ITEM #	Section D Required Client Information — SAMPLE ID (A-Z, 0-9 / ,-) Sample IDs MUST BE UNIQUE	Valid Matrix Codes: MATRIX / CODE	MATRIX CODE (see valid codes to left)	SAMPLE TYPE (G=GRAB C=COMP)	COLLECTED: COMPOSITE START DATE	COMPOSITE START TIME	COMPOSITE END/GRAB DATE	COMPOSITE END/GRAB TIME	SAMPLE TEMP AT COLLECTION	# OF CONTAINERS	Preservatives: Unpreserved	H_2SO_4	HNO_3	HCl	NaOH	$Na_2S_2O_3$	Methanol	Other	Analysis Test Y/N	8260 client specific list	Residual Chlorine (Y/N)	Pace Project No./ Lab I.D.
1	MW-81-201405	DRINKING WATER DW; WATER WT; WASTE WATER WW; PRODUCT P; SOIL/SOLID SL; OIL OL; WIPE WP; AIR AR; OTHER OT; TISSUE TS					5/29/14	0905		3				X						X		60170255 01
2	IW-128-201405							1055		1												02
3	IW-127-201405							1200														03
4	IW-129-201405							1320														04
5	IW-125-201405							1405														05
6	IW-126-201405							1535														06
7	MW-85-201405							1640														07
8	MW-86-201405						↓	1735		↓												08
9	TripBlankH02-201405									2				↓						↓		2(DGM) 09
10																						
11																						
12																						

ADDITIONAL COMMENTS	RELINQUISHED BY / AFFILIATION	DATE	TIME	ACCEPTED BY / AFFILIATION	DATE	TIME	SAMPLE CONDITIONS: Temp in °C	Received on Ice (Y/N)	Custody Sealed Cooler (Y/N)	Samples Intact (Y/N)
3-Day TAT	/ENVIRON	5/29/14	1830	/	5/30/14	845	4.0	Y	Y	Y

SAMPLER NAME AND SIGNATURE

PRINT Name of SAMPLER: Nick Turmeller

SIGNATURE of SAMPLER: _____ DATE Signed (MM/DD/YY): 5/29/14

*Important Note: By signing this form you are accepting Pace's NET 30 day payment terms and agreeing to late charges of 1.5% per month for any invoices not paid within 30 days.

Persulfate Concentrations (mg/L)
IW-128: 1.4
IW-127: 2,100
IW-129: 14,000
IW-125: 10,500
IW-126: 700

F-ALL-Q-020rev.07, 15-Feb-2007





APPENDIX E
Area 1 Soil Investigation Summary Report
Whirlpool Corporation
Fort Smith, Arkansas

Prepared for:
Whirlpool Corporation

Prepared by:
ENVIRON International Corporation

Date:
August 15, 2014

Project Number:
34-34399A

ENVIRON

Contents

		Page
1	**Introduction**	**1**
2	**Area 1 and Vicinity Soil Investigations**	**2**
2.1	Prior Soil Investigations	2
2.2	June 2014 Soil Sampling	2
3	**Results**	**4**
3.1	MIP Screening Data	4
3.2	Soil Analytical Data	4
3.3	Lithology	5
4	**Summary**	**6**

List of Tables

Table 1: May 2014 Summary of Soil Sample Analytical Results – Area 1
Table 2: June 2014 Summary of Soil Sample Analytical Results – Area 1

List of Figures

Figure 1: Site Layout
Figure 2: Area 1 Soil Sample Locations
Figure 3: MIP Screening Locations, September 2013 to January 2014
Figure 4: December 2013 through January 2014 DP Boring Locations
Figure 5: Membrane Interface Probe Cross-section A-A'
Figure 6: Membrane Interface Probe Cross-section B-B'
Figure 7: TCE Concentrations at Soil Sample Locations
Figure 8: Cross-section A-A'
Figure 9: Cross-section B-B'
Figure 10: Cross-section C-C'

List of Appendices

Appendix A: MIP and Boring Logs Prior to June 2014
Appendix B: June 2014 Boring Logs
Appendix C: May and June 2014 Laboratory Analytical Reports

1 Introduction

The Area 1 Soil Investigation field activities were completed during the week of June 23, 2014 at the Whirlpool Corporation facility located in Fort Smith, Arkansas (the "Site") (see Figure 1). Area 1 is located immediately north of the northwest corner of the former Whirlpool manufacturing building as depicted on Figure 1. Area 1 is specified in the December 2013 Remedial Action Decision Document (RADD). The Area 1 Soil Investigation was completed in accordance with the Area 1 Soil Investigation Work Plan submitted to the Arkansas Department of Environmental Quality (ADEQ) on May 27, 2014.

During this investigation, 15 soil borings were completed to further characterize Vadose Zone soil conditions and saturated soil conditions in the Basal Transmissive Zone. The borings were located along a former linear drainage feature identified in a 1971 historical aerial photograph that extended from the former degreaser building to the west, southwest toward the former rail spur on the north side of the former Whirlpool manufacturing building. The eastern portions of the former linear drainage feature are located north of Area 1 and the western portions are located within the northwestern corner of Area 1. This report summarizes the activities performed during this investigation and prior soil investigations in and around Area 1.

2 Area 1 and Vicinity Soil Investigations

2.1 Prior Soil Investigations

Soil investigations completed prior to June 2014 in Area 1 and adjacent areas include the following (listed in chronological order from oldest to most recent):

- **December 1996**. Six soil borings were completed near the northwest corner of the former Whirlpool manufacturing building. Five of these borings were located in or near Area 1 (MPSB-1 through MPSB-4 and MPSB-8) as shown on Figure 2. No soil samples from borings MPSB-2 and MPSB-8 were submitted for laboratory analysis.
- **December 1999.** Nine soil borings were completed between the northwest corner of the former manufacturing building and the adjacent electrical substation (see Figure 2). Three of these borings were located roughly in Area 1 (ERM-6 through ERM-8).
- **September 2013 through January 2014.** Membrane Interface Probe (MIP) borings were completed to profile the relative concentration of volatile organic compounds (VOCs) with depth at multiple locations at the Whirlpool property including more than 40 MIP locations in and around Area 1 (Figure 3). Soil samples were also collected from boring locations adjacent to a subset of the MIP profiling locations to refine the known extent of contaminants of concern (COCs) and confirm results of MIP screening, including six locations in and around Area 1 (DP-05 through DP-09 and DP-11) (see Figure 4).
- **May 2014.** Prior to the 2014 Second ISCO injection event, six monitoring wells were installed in and around the target injection areas. Two of these wells (MW-85 and MW-86), are located near MW-25 in the northeast corner of Area 1 (see Figure 2). During installation, soil samples were collected from the borings for these two wells and submitted for laboratory analysis (see Table 1).

Logs for the probes and borings discussed above are provided in Appendix A.

2.2 June 2014 Soil Sampling

Fifteen soil borings (DP-23 through DP-37) were located along the alignment of the drainage feature with many of the borings located within the boundaries of Area 1 near the northwestern corner of the former manufacturing building. The borings were completed between June 24, 2014 and June 27, 2014. The soil borings were positioned beginning at the eastern extent of the drainage feature near MW-37 and continued along the drainage feature at approximate 60-foot intervals to a location at or near the western edge of the drainage feature (Figure 2). At each investigation interval, soil borings were generally performed both within the center of the drainage feature and at locations approximately 15 feet north and south of the drainage feature, (i.e. three soil borings at each investigation location perpendicular the linear drainage feature). Boring locations were adjusted in the field due to the presence of utilities.

The soil borings were drilled by Walker-Hill Environmental, Inc. of Foxworth, Mississippi; a licensed Arkansas Well Contractor. Borings were completed using sonic drilling techniques and

soil samples were logged by an ENVIRON geologist. The soil borings were completed to similar total depths (approximately 30 feet) to target the top of shale bedrock except for DP-23 and DP-27 (completed to depths of 27 feet and 35 feet, respectively). Soil samples were collected continuously using a 5-foot long sample core. Following completion, the borings were pressure grouted with a bentonite/cement grout installed with a tremie pipe from the bottom of the boring to the surface. The soil cuttings generated from drilling activities were containerized in labeled 55 gallon steel drums and staged onsite for future disposal by the facility. Soil boring logs for each well are provided in Appendix B.

The lithology encountered at the northwest portion of the site near Area 1 consisted predominately of clayey silts and silty clays from the surface to a depth ranging from 10 to 15 feet followed by fine to medium sandy clays and clayey sands with silt to a depth ranging from 18 to 26 feet followed by a medium to coarse clayey sand and subrounded gravel zone to a depth ranging from 22 to 30 feet which is underlain by a silty clay with sand and gravel followed by clayey silt that transitions to underlying shale. This silty clay was not encountered in all borings. Top of shale bedrock was encountered at depths ranging from 27 to 30 feet.

Soil samples were field screened with a photoionization detector (PID) to assess relative VOC impact. Soil samples for laboratory analysis were selected based on PID measurements, visual observations and/or location within the subsurface. At least two soil samples were collected from each boring; one from the unsaturated zone and one form the saturated zone. The samples were submitted to PACE Analytical Services (Lenexa, Kansas) for analysis of VOCs by Method 5035/8260.

3 Results

Laboratory analytical results for the May 2014 MW-85 and MW-86 soil samples are summarized in Table 1 and the June 2014 Area 1 soil samples are summarized in Table 2. Associated laboratory analytical reports are found in Appendix C.

3.1 MIP Screening Data

During the September 2013 MIP screening event, three detectors were used: a PID, a flame ionization detector (FID) and an electron capture device (ECD). During the December 2013 and January 2014 events a PID, FID and ECD detector was used, as well as a halogen specific device (XSD). An electrical conductivity (EC) detector was also used during each MIP event to provide an indication of soil particle size based on the electrical conductivity of the soils as the probe is advanced. In general, finer-grained clay and silt soils have much higher conductivities compared to sands and gravels, allowing for differentiation between the formations. Of the four chemical detectors deployed, the ECD is the most sensitive to chlorinated compounds (e.g. TCE) and has the lowest detection limit. Higher ECD responses are expected to indicate relatively higher concentrations of TCE.

A review of logs from the MIP borings in and around Area 1 indicate that the highest ECD response within Vadose Zone soils was found in six borings (M-244, M229, M-226, M-78, M-227 and M-219) located along the former linear drainage feature that extends from the former degreaser building to the west southwest toward the former rail spur on the north side of the building. Relatively high ECD responses were also noted in Vadose Zone soils at M-225 and M-242 located immediately west and east of the former degreaser building, respectively. ECD responses were lower in Vadose Zone soils at borings located further to the north and south of the former linear drainage feature while responses in saturated soil in the Basal Transmissive Zone were higher to the south of the former linear drainage feature as shown on Figure 5 and Figure 6. ECD responses were low in both the Vadose Zone and Basal Transmissive Zone soils in borings located near the western end of (a) Area 1 and (b) the former linear drainage feature.

3.2 Soil Analytical Data

Soil analytical results for TCE in and around Area 1 are shown on Figure 7. Figures 8, 9 and 10 show the TCE concentrations and lithologic profiles along three cross-sections that are roughly parallel to the former linear drainage feature with cross-section A-A' to the north, cross-section B-B' along the centerline and cross-section C-C' to the south. Similar to the MIP ECD results the TCE concentrations in Vadose Zone soils are highest near the centerline of the former linear drainage feature (each of the borings along the centerline cross-section have at least two samples with TCE concentrations greater than 10 mg/kg) and decrease to the north and south with the lowest concentrations along the southern cross-section. TCE concentrations in both the Vadose Zone soils and saturated soil in the Basal Transmissive Zone were lower in borings located near the western end of the former linear drainage feature and west of Area 1. TCE concentrations generally decrease with depth in the borings along the centerline of the former linear drainage feature as shown on Figure 9, except at MW-86 and DP-08 where TCE concentrations are higher in saturated soil in the Basal Transmissive Zone. The TCE concentrations in saturated soil samples measured at MW-86 was 137 mg/kg at a depth of

26.25 feet and at DP-08 was 3,300 mg/kg at a depth of 18.75 feet. These two saturated soil samples exhibit the highest TCE soil concentrations measured at the Site. TCE concentrations in soil exhibit slightly increasing trends with depth in borings to the north and south of the former linear drainage feature as shown on Figure 8 and Figure 10.

3.3 Lithology

Generally, the lithology encountered in the May 2014 monitoring well borings and the June 2014 soil borings was similar to that previously encountered in this area except for a clay layer encountered between the basal sand and gravel and the underlying silt and shale layer. The thickness of this clay layer appears to decrease from north to south and is not present near the western boundary of Area 1. The geometry of this clay layer within the Basal Transmissive Zone likely influences the migration and distribution of contamination in this area as groundwater is expected to move horizontally in response to the increase in finer grained material and resulting decrease in permeability.

4 Summary

The primary source of TCE in the Vadose Zone soils and saturated Basal Transmissive Zone soils appears to be correlated to a former linear drainage feature that extends from the former degreaser building to the west southwest toward the former rail spur on the north side of the building. The eastern portions of the former linear drainage feature are located north of Area 1 identified in the RADD and the western portions are located within the northwestern corner of Area 1. The results of the soil characterization along the former linear drainage feature show that:

- TCE concentrations in soils decrease rapidly as you move north and south from the centerline of the former linear drainage feature;
- The highest TCE concentrations are generally located near the center of the former linear drainage feature extending roughly from DP-29 to the east towards DP-08 to the west; and
- TCE concentrations in soils generally decrease with depth with concentrations in the Vadose Zone soils generally being higher than in the saturated Basal Transmissive Zone soils.

This soil investigation confirms the source of TCE impact northwest of the former Whirlpool manufacturing building is associated with impacts at the former linear drainage feature and Area 1. This soil investigation provided further soil characterization data regarding TCE impact in the Vadose Zone soil and confirmed the highest TCE concentration measured at DP-08 is confined to a relatively limited area of the linear drainage feature. The work plan to remediate impacts characterized in Area 1 and the linear drainage feature has been submitted under separate cover.

Tables

TABLE 1
MAY 2014 SUMMARY OF SOIL SAMPLE ANALYTICAL RESULTS - Area 1
Whirlpool Corporation; Fort Smith, AR

Location	Remedial Action Levels per ADEQ RADD Issued 2013	MW-85	MW-85	MW-85	MW-85	MW-85
ENVIRON Sample ID		MW-85 (14.0-14.5 FT)	MW-85 (16.0-16.5 FT)	MW-85 (24.5-25.0 FT)	MW-85 (28.5-29.0 FT)	MW-85 (4.5-5.0 FT)
Lab Sample ID		60169766003	60169766004	60169766005	60169766006	60169766001
Collection Depth (ft bgs)		14 - 14.5	16 - 16.5	24.5 - 25	28.5 - 29	4.5 - 5
Sample Method		Terra Core	Terra Core	Terra Core	Terra Core	Terra Core
Sample Date		05/21/2014	05/21/2014	05/21/2014	05/21/2014	05/21/2014
Comments						
Volatile Organic Compounds						
Bromomethane	NE	0.244 J (0.258)	0.182 J (0.219)	U (0.0047)	U (0.004)	0.198 J (0.243)
2-Butanone	NE	U (0.516)	0.231 J (0.437)	U (0.0093)	U (0.0079)	U (0.486)
1,2-Dichloroethane	NE	U (0.258)	U (0.219)	U (0.0047)	U (0.004)	U (0.243)
1,1-Dichloroethene	NE	U (0.258)	U (0.219)	U (0.0047)	U (0.004)	U (0.243)
cis-1,2-Dichloroethene	NE	U (0.258)	U (0.219)	U (0.0047)	0.0213 (0.004)	0.133 J (0.243)
1,1,1-Trichloroethane	NE	U (0.258)	U (0.219)	U (0.0047)	U (0.004)	U (0.243)
Trichloroethene	0.129	9.99 (0.258)	6.58 (0.219)	0.0911 (0.0047)	0.238 (0.225)	2.93 (0.243)
Vinyl Chloride	NE	U (0.258)	U (0.219)	U (0.0047)	0.0034 J (0.004)	U (0.243)

Notes:

1 All concentrations are presented in mg/kg (ppm).

2 Only compounds with at least one detection are shown.

3 Concentrations that exceed the ALs for Fort Smith ADEQ RADD issued Dec 2013 are double underlined.

Abbreviations:

U -- Not Detected
J -- Estimated Concentration
( ) -- Detection Limit
RADD -- Remedial Action Decision
ADEQ -- Arkansas Department of
mg/kg = miligram per kilogram
NE = Not Established

TABLE 1
MAY 2014 SUMMARY OF SOIL SAMPLE ANALYTICAL RESULTS - Area 1
Whirlpool Corporation; Fort Smith, AR

Location	Remedial Action Levels per ADEQ RADD Issued 2013	MW-85	MW-86	MW-86	MW-86	MW-86
ENVIRON Sample ID		MW-85 (9.0-9.5 FT)	MW-86 (14.0-14.5 FT)	MW-86 (15.5-16.0 FT)	MW-86 (21.0-21.5 FT)	MW-86 (26.0-26.5 FT)
Lab Sample ID		60169766002	60169766009	60169766010	60169766011	60169766012
Collection Depth (ft bgs)		9 - 9.5	14 - 14.5	15.5 - 16	21 - 21.5	26 - 26.5
Sample Method		Terra Core	Terra Core	Terra Core	Terra Core	Terra Core
Sample Date		05/21/2014	05/21/2014	05/21/2014	05/21/2014	05/21/2014
Comments						
Volatile Organic Compounds						
Bromomethane	NE	0.186 J (0.225)	0.136 J (0.236)	0.156 J (0.233)	0.173 J (0.223)	0.115 J (0.213)
2-Butanone	NE	U (0.451)	U (0.472)	U (0.466)	U (0.447)	U (0.427)
1,2-Dichloroethane	NE	U (0.225)	U (0.236)	U (0.233)	U (0.223)	U (0.213)
1,1-Dichloroethene	NE	U (0.225)	U (0.236)	U (0.233)	U (0.223)	0.133 J (0.213)
cis-1,2-Dichloroethene	NE	U (0.225)	1.03 (0.236)	0.359 (0.233)	U (0.223)	U (0.213)
1,1,1-Trichloroethane	NE	U (0.225)	U (0.236)	U (0.233)	U (0.223)	0.68 (0.213)
Trichloroethene	0.129	8.59 (0.225)	58.7 (4.72)	28.7 (1.16)	22.8 (1.12)	137 (8.53)
Vinyl Chloride	NE	U (0.225)	0.162 J (0.236)	U (0.233)	U (0.223)	U (0.213)

Notes:

1 All concentrations are presented in mg/kg (ppm).
2 Only compounds with at least one detection are shown.
3 Concentrations that exceed the ALs for Fort Smith ADEQ RADD issued Dec 2013 are double underlined.

Abbreviations:

U -- Not Detected
J -- Estimated Concentration
( ) -- Detection Limit
RADD -- Remedial Action Decision
ADEQ -- Arkansas Department of
mg/kg = miligram per kilogram
NE = Not Established

TABLE 1
MAY 2014 SUMMARY OF SOIL SAMPLE ANALYTICAL RESULTS - Area 1
Whirlpool Corporation; Fort Smith, AR

Location	Remedial Action Levels per ADEQ RADD Issued 2013	MW-86	MW-86
ENVIRON Sample ID		MW-86 (3.5-4.0 FT)	MW-86 (8.5-9.0 FT)
Lab Sample ID		60169766007	60169766008
Collection Depth (ft bgs)		3.5 - 4	8.5 - 9
Sample Method		Terra Core	Terra Core
Sample Date		05/21/2014	05/21/2014
Comments			
Volatile Organic Compounds			
Bromomethane	NE	0.124 J (0.234)	0.203 J (0.249)
2-Butanone	NE	U (0.469)	0.25 J (0.497)
1,2-Dichloroethane	NE	U (0.234)	0.181 J (0.249)
1,1-Dichloroethene	NE	U (0.234)	U (0.249)
cis-1,2-Dichloroethene	NE	1.8 (0.234)	2.55 (0.249)
1,1,1-Trichloroethane	NE	U (0.234)	U (0.249)
Trichloroethene	0.129	3.03 (0.234)	40.3 (1.24)
Vinyl Chloride	NE	0.248 (0.234)	0.382 (0.249)

Notes:

1 All concentrations are presented in mg/kg (ppm).
2 Only compounds with at least one detection are shown.
3 Concentrations that exceed the ALs for Fort Smith ADEQ RADD issued Dec 2013 are double underlined.

Abbreviations:

U -- Not Detected
J -- Estimated Concentration
( ) -- Detection Limit
RADD -- Remedial Action Decision
ADEQ -- Arkansas Department of
mg/kg = miligram per kilogram
NE = Not Established

TABLE 2
JUNE 2014 SUMMARY OF SOIL SAMPLE ANALYTICAL RESULTS - Area 1
Whirlpool Corporation; Fort Smith, AR

Location	Remedial Action Levels per ADEQ RADD Issued 2013	DP-23	DP-23	DP-23	DP-23	DP-24	DP-24
ENVIRON Sample ID		DP-23 (10.0 FT) - 062014	DP-23 (15.0 FT) - 062014	DP-23 (20.5 FT) - 062014	DP-23 (4.5 FT) - 062014	DP-24 (12.0 FT) - 062014	DP-24 (18.0 FT) - 062014
Lab Sample ID		60172280005	60172280006	60172280008	60172280004	60172418009	60172418010
Collection Depth (ft bgs)		10	15	20.5	4.5	12	18
Sample Method							
Sample Date		06/24/2014	06/24/2014	06/24/2014	06/24/2014	06/25/2014	06/25/2014
Comments							
Volatile Organic Compounds							
Acetone	NE	U (0.0196)	U (0.0182)	U (0.0182)	0.0518 (0.019)	0.0096 (0.0181)	U (0.0178)
Bromodichloromethane	NE	U (0.0049)	U (0.0046)	U (0.0045)	U (0.0048)	U (0.0045)	U (0.0045)
2-Butanone	NE	U (0.0098)	U (0.0091)	U (0.0091)	0.0114 (0.0095)	U (0.0091)	U (0.0089)
Carbon Disulfide	NE	U (0.0049)	U (0.0046)	U (0.0045)	U (0.0048)	U (0.0045)	U (0.0045)
Carbon Tetrachloride	NE	U (0.0049)	U (0.0046)	U (0.0045)	U (0.0048)	U (0.0045)	U (0.0045)
Chloroform	NE	0.0202 (0.0049)	0.0029 J (0.0046)	U (0.0045)	0.0078 (0.0048)	U (0.0045)	U (0.0045)
1,1-Dichloroethane	NE	U (0.0049)	U (0.0046)	U (0.0045)	U (0.0048)	U (0.0045)	U (0.0045)
1,1-Dichloroethene	NE	0.0077 (0.0049)	U (0.0046)	U (0.0045)	0.0115 (0.0048)	U (0.0045)	U (0.0045)
cis-1,2-Dichloroethene	NE	1.58 J (2.15)	0.0414 (0.0046)	0.0154 (0.0045)	9.68 (1.14)	0.0074 (0.0045)	0.012 (0.0045)
trans-1,2-Dichloroethene	NE	0.0048 J (0.0049)	U (0.0046)	U (0.0045)	0.0496 (0.0048)	U (0.0045)	U (0.0045)
4-Methyl-2-pentanone	NE	U (0.0098)	U (0.0091)	U (0.0091)	0.0175 (0.0095)	U (0.0091)	U (0.0089)
Methylene Chloride	NE	3.14 (2.15)	0.0201 (0.0046)	U (0.0045)	2.98 (1.14)	U (0.0045)	U (0.0045)
Tetrachloroethene	NE	0.0269 (0.0049)	0.0043 J (0.0046)	U (0.0045)	0.0516 (0.0048)	U (0.0045)	U (0.0045)
Toluene	NE	0.0086 (0.0049)	U (0.0046)	U (0.0045)	0.0172 (0.0048)	U (0.0045)	U (0.0045)
1,1,1-Trichloroethane	NE	U (0.0049)	U (0.0046)	U (0.0045)	U (0.0048)	U (0.0045)	U (0.0045)
1,1,2-Trichloroethane	NE	0.0053 (0.0049)	U (0.0046)	U (0.0045)	0.0034 J (0.0048)	U (0.0045)	U (0.0045)
Trichloroethene	0.129	93.3 (2.15)	17.9 (0.447)	0.191 (0.0045)	44.8 (1.14)	0.625 (0.223)	1.07 (0.226)
Vinyl Chloride	NE	U (2.15)	0.0408 (0.0046)	U (0.0045)	4.43 (1.14)	U (0.0045)	U (0.0045)
Xylenes (total)	NE	U (0.0049)	U (0.0046)	U (0.0045)	U (0.0048)	U (0.0045)	U (0.0045)

Notes:

1 All concentrations are presented in
2 Only compounds with at least one detection are shown.
3 Concentrations that exceed the ALs for Fort Smith ADEQ RADD issued Dec 2013 are double underlined.

Abbreviations:

U -- Not Detected
J -- Estimated Concentration
( ) -- Detection Limit
RADD -- Remedial Action Decision
ADEQ -- Arkansas Department of
mg/kg = miligram per kilogram
NE = Not Established

TABLE 2
JUNE 2014 SUMMARY OF SOIL SAMPLE ANALYTICAL RESULTS - Area 1
Whirlpool Corporation; Fort Smith, AR

Location	Remedial Action Levels per ADEQ RADD Issued 2013	DP-24	DP-24	DP-24	DP-25	DP-25	DP-25
ENVIRON Sample ID		DP-24 (20.5 FT) - 062014	DP-24 (27.0 FT) - 062014	DP-24 (9.5 FT) - 062014	DP-25 (14.0 FT) - 062014	DP-25 (17.0 FT) - 062014	DP-25 (25.5 FT) - 062014
Lab Sample ID		60172418011	60172418012	60172418008	60172594003	60172594004	60172594005
Collection Depth (ft bgs)		20.5	27	9.5	14	17	25.5
Sample Method							
Sample Date		06/25/2014	06/25/2014	06/25/2014	06/27/2014	06/27/2014	06/27/2014
Comments							
Volatile Organic Compounds							
Acetone	NE	U (0.0172)	0.0093 (0.0173)	0.0099 (0.017)	U (0.0178)	U (0.017)	U (0.0158)
Bromodichloromethane	NE	U (0.0043)	U (0.0043)	U (0.0042)	U (0.0044)	U (0.0042)	U (0.0039)
2-Butanone	NE	U (0.0086)	U (0.0087)	U (0.0085)	U (0.0089)	U (0.0085)	U (0.0079)
Carbon Disulfide	NE	U (0.0043)	U (0.0043)	U (0.0042)	U (0.0044)	U (0.0042)	U (0.0039)
Carbon Tetrachloride	NE	U (0.0043)	U (0.0043)	U (0.0042)	U (0.0044)	U (0.0042)	U (0.0039)
Chloroform	NE	U (0.0043)	U (0.0043)	U (0.0042)	U (0.0044)	U (0.0042)	U (0.0039)
1,1-Dichloroethane	NE	U (0.0043)	U (0.0043)	U (0.0042)	U (0.0044)	U (0.0042)	U (0.0039)
1,1-Dichloroethene	NE	U (0.0043)	U (0.0043)	U (0.0042)	0.0177 (0.0044)	0.0044 (0.0042)	U (0.0039)
cis-1,2-Dichloroethene	NE	0.0093 (0.0043)	0.0056 (0.0043)	0.0132 (0.0042)	0.608 (0.457)	0.0677 (0.0042)	U (0.0039)
trans-1,2-Dichloroethene	NE	U (0.0043)	U (0.0043)	U (0.0042)	U (0.0044)	U (0.0042)	U (0.0039)
4-Methyl-2-pentanone	NE	U (0.0086)	U (0.0087)	U (0.0085)	U (0.0089)	U (0.0085)	U (0.0079)
Methylene Chloride	NE	U (0.0043)	U (0.0043)	U (0.0042)	U (0.0044)	U (0.0042)	U (0.0039)
Tetrachloroethene	NE	U (0.0043)	U (0.0043)	U (0.0042)	0.0103 (0.0044)	0.0023 J (0.0042)	U (0.0039)
Toluene	NE	U (0.0043)	U (0.0043)	U (0.0042)	U (0.0044)	U (0.0042)	U (0.0039)
1,1,1-Trichloroethane	NE	U (0.0043)	U (0.0043)	U (0.0042)	U (0.0044)	U (0.0042)	U (0.0039)
1,1,2-Trichloroethane	NE	U (0.0043)	U (0.0043)	U (0.0042)	U (0.0044)	U (0.0042)	U (0.0039)
Trichloroethene	0.129	0.664 (0.232)	0.549 (0.209)	0.772 (0.231)	22.3 (0.457)	6.37 (0.429)	2.55 (0.204)
Vinyl Chloride	NE	U (0.0043)	U (0.0043)	U (0.0042)	0.0659 (0.0044)	0.0062 (0.0042)	U (0.0039)
Xylenes (total)	NE	U (0.0043)	U (0.0043)	U (0.0042)	U (0.0044)	U (0.0042)	U (0.0039)

Notes:

1 All concentrations are presented in
2 Only compounds with at least one detection are shown.
3 Concentrations that exceed the ALs for Fort Smith ADEQ RADD issued Dec 2013 are double underlined.

Abbreviations:

U -- Not Detected
J -- Estimated Concentration
( ) -- Detection Limit
RADD -- Remedial Action Decision
ADEQ -- Arkansas Department of
mg/kg = miligram per kilogram
NE = Not Established

TABLE 2
JUNE 2014 SUMMARY OF SOIL SAMPLE ANALYTICAL RESULTS - Area 1
Whirlpool Corporation; Fort Smith, AR

Location	Remedial Action Levels per ADEQ RADD Issued 2013	DP-25	DP-25	DP-26	DP-26	DP-26	DP-26
ENVIRON Sample ID		DP-25 (4.5 FT) - 062014	DP-25 (6.0 FT) - 062014	DP-26 (11.0 FT) - 062014	DP-26 (16.0 FT) - 062014	DP-26 (24.0 FT) - 062014	DP-26 (28.0 FT) - 062014
Lab Sample ID		60172594001	60172594002	60172509037	60172509038	60172509039	60172509041
Collection Depth (ft bgs)		4.5	6	11	16	24	28
Sample Method							
Sample Date		06/27/2014	06/27/2014	06/26/2014	06/26/2014	06/26/2014	06/26/2014
Comments							
Volatile Organic Compounds							
Acetone	NE	U (0.0194)	U (0.0179)	0.0157 (0.0206)	U (0.0175)	0.0105 (0.0166)	U (0.0208)
Bromodichloromethane	NE	U (0.0048)	U (0.0045)	U (0.0051)	U (0.0044)	U (0.0041)	U (0.0052)
2-Butanone	NE	U (0.0097)	U (0.009)	U (0.0103)	U (0.0087)	U (0.0083)	U (0.0104)
Carbon Disulfide	NE	U (0.0048)	U (0.0045)	U (0.0051)	U (0.0044)	U (0.0041)	U (0.0052)
Carbon Tetrachloride	NE	U (0.0048)	U (0.0045)	U (0.0051)	U (0.0044)	U (0.0041)	U (0.0052)
Chloroform	NE	U (0.0048)	U (0.0045)	U (0.0051)	U (0.0044)	U (0.0041)	U (0.0052)
1,1-Dichloroethane	NE	U (0.0048)	U (0.0045)	U (0.0051)	U (0.0044)	U (0.0041)	U (0.0052)
1,1-Dichloroethene	NE	0.0099 (0.0048)	0.0103 (0.0045)	U (0.0051)	U (0.0044)	U (0.0041)	0.0026 J (0.0052)
cis-1,2-Dichloroethene	NE	1.32 (0.457)	1.56 (0.444)	U (0.0051)	U (0.0044)	0.0136 (0.0041)	0.0038 J (0.0052)
trans-1,2-Dichloroethene	NE	0.0063 (0.0048)	0.0073 (0.0045)	U (0.0051)	U (0.0044)	U (0.0041)	U (0.0052)
4-Methyl-2-pentanone	NE	U (0.0097)	U (0.009)	U (0.0103)	U (0.0087)	U (0.0083)	U (0.0104)
Methylene Chloride	NE	U (0.0048)	U (0.0045)	U (0.0051)	U (0.0044)	U (0.0041)	U (0.0052)
Tetrachloroethene	NE	0.0092 (0.0048)	0.0133 (0.0045)	U (0.0051)	U (0.0044)	U (0.0041)	U (0.0052)
Toluene	NE	U (0.0048)	0.006 (0.0045)	U (0.0051)	U (0.0044)	U (0.0041)	U (0.0052)
1,1,1-Trichloroethane	NE	U (0.0048)	U (0.0045)	U (0.0051)	U (0.0044)	U (0.0041)	U (0.0052)
1,1,2-Trichloroethane	NE	U (0.0048)	U (0.0045)	U (0.0051)	U (0.0044)	U (0.0041)	U (0.0052)
Trichloroethene	0.129	15.8 (0.457)	28.9 (2.22)	0.0319 (0.0051)	0.0445 (0.0044)	0.567 (0.228)	3.39 (0.617)
Vinyl Chloride	NE	0.217 (0.0048)	0.0755 (0.0045)	U (0.0051)	U (0.0044)	0.0033 (0.0041)	U (0.0052)
Xylenes (total)	NE	U (0.0048)	U (0.0045)	U (0.0051)	U (0.0044)	U (0.0041)	U (0.0052)

Notes:

1 All concentrations are presented in
2 Only compounds with at least one detection are shown.
3 Concentrations that exceed the ALs for Fort Smith ADEQ RADD issued Dec 2013 are double underlined.

Abbreviations:

U -- Not Detected
J -- Estimated Concentration
( ) -- Detection Limit
RADD -- Remedial Action Decision
ADEQ -- Arkansas Department of
mg/kg = miligram per kilogram
NE = Not Established

TABLE 2
JUNE 2014 SUMMARY OF SOIL SAMPLE ANALYTICAL RESULTS - Area 1
Whirlpool Corporation; Fort Smith, AR

Location	Remedial Action Levels per ADEQ RADD Issued 2013	DP-26	DP-27	DP-27	DP-27	DP-27	DP-28
ENVIRON Sample ID		DP-26 (24.0 FT) - 062014 - DUP	DP-27 (12.5 FT) - 062014	DP-27 (23.5 FT) - 062014	DP-27 (26.5 FT) - 062014	DP-27 (26.5 FT) - 062014 - DUP	DP-28 (12.0 FT) - 062014
Lab Sample ID		60172509040	60172509030	60172509032	60172509033	60172509034	60172280011
Collection Depth (ft bgs)		24	12.5	23.5	26.5	26.5	12
Sample Method							
Sample Date		06/26/2014	06/26/2014	06/26/2014	06/26/2014	06/26/2014	06/24/2014
Comments		Field Duplicate				Field Duplicate	
Volatile Organic Compounds							
Acetone	NE	0.0111 (0.0173)	0.0096 (0.018)	U (0.018)	U (0.0177)	U (0.0187)	U (0.018)
Bromodichloromethane	NE	U (0.0043)	U (0.0045)	U (0.0045)	U (0.0044)	U (0.0047)	U (0.0045)
2-Butanone	NE	U (0.0086)	U (0.009)	U (0.009)	U (0.0088)	U (0.0093)	U (0.009)
Carbon Disulfide	NE	U (0.0043)	U (0.0045)	U (0.0045)	U (0.0044)	U (0.0047)	U (0.0045)
Carbon Tetrachloride	NE	U (0.0043)	U (0.0045)	U (0.0045)	U (0.0044)	U (0.0047)	U (0.0045)
Chloroform	NE	U (0.0043)	U (0.0045)	U (0.0045)	U (0.0044)	U (0.0047)	U (0.0045)
1,1-Dichloroethane	NE	U (0.0043)	U (0.0045)	U (0.0045)	U (0.0044)	U (0.0047)	U (0.0045)
1,1-Dichloroethene	NE	U (0.0043)	U (0.0045)	U (0.0045)	U (0.0044)	U (0.0047)	U (0.0045)
cis-1,2-Dichloroethene	NE	0.0163 (0.0043)	U (0.0047)	U (0.0045)	U (0.0044)	U (0.0047)	0.04 (0.0045)
trans-1,2-Dichloroethene	NE	U (0.0043)	U (0.0045)	U (0.0045)	U (0.0044)	U (0.0047)	U (0.0045)
4-Methyl-2-pentanone	NE	U (0.0086)	U (0.009)	U (0.009)	U (0.0088)	U (0.0093)	U (0.009)
Methylene Chloride	NE	U (0.0043)	U (0.0045)	U (0.0045)	U (0.0044)	U (0.0047)	0.0277 (0.0045)
Tetrachloroethene	NE	U (0.0043)	U (0.0045)	U (0.0045)	U (0.0044)	U (0.0047)	U (0.0045)
Toluene	NE	U (0.0043)	U (0.0045)	U (0.0045)	U (0.0044)	U (0.0047)	U (0.0045)
1,1,1-Trichloroethane	NE	U (0.0043)	U (0.0045)	U (0.0045)	U (0.0044)	U (0.0047)	U (0.0045)
1,1,2-Trichloroethane	NE	U (0.0043)	U (0.0045)	U (0.0045)	U (0.0044)	U (0.0047)	U (0.0045)
Trichloroethene	0.129	0.798 (0.193)	U (0.0047)	0.0043 J (0.0045)	U (0.0044)	U (0.0047)	3.59 (0.52)
Vinyl Chloride	NE	0.0044 (0.0043)	U (0.0045)	U (0.0045)	U (0.0044)	U (0.0047)	U (0.0045)
Xylenes (total)	NE	U (0.0043)	U (0.0045)	U (0.0045)	U (0.0044)	U (0.0047)	U (0.0045)

Notes:

1 All concentrations are presented in

2 Only compounds with at least one detection are shown.

3 Concentrations that exceed the ALs for Fort Smith ADEQ RADD issued Dec 2013 are double underlined.

Abbreviations:

U -- Not Detected
J -- Estimated Concentration
( ) -- Detection Limit
RADD -- Remedial Action Decision
ADEQ -- Arkansas Department of
mg/kg = miligram per kilogram
NE = Not Established

TABLE 2
JUNE 2014 SUMMARY OF SOIL SAMPLE ANALYTICAL RESULTS - Area 1
Whirlpool Corporation; Fort Smith, AR

Location	Remedial Action Levels per ADEQ RADD Issued 2013	DP-28	DP-28	DP-28	DP-28	DP-29	DP-29
ENVIRON Sample ID		DP-28 (17.0 FT) - 062014	DP-28 (20.5 FT) - 062014	DP-28 (4.5 FT) - 062014	DP-28 (7.5 FT) - 062014	DP-29 (14.5 FT) - 062014	DP-29 (20.5 FT) - 062014
Lab Sample ID		60172280012	60172280013	60172280009	60172280010	60172418015	60172418018
Collection Depth (ft bgs)		17	20.5	4.5	7.5	14.5	20.5
Sample Method							
Sample Date		06/24/2014	06/24/2014	06/24/2014	06/24/2014	06/25/2014	06/25/2014
Comments							
Volatile Organic Compounds							
Acetone	NE	U (0.0197)	U (0.0172)	U (0.0176)	U (0.0186)	0.0095 (0.0181)	U (0.0188)
Bromodichloromethane	NE	U (0.0049)	U (0.0043)	U (0.0044)	U (0.0046)	U (0.0045)	U (0.0047)
2-Butanone	NE	U (0.0099)	U (0.0086)	U (0.0088)	U (0.0093)	U (0.0091)	U (0.0094)
Carbon Disulfide	NE	U (0.0049)	U (0.0043)	U (0.0044)	U (0.0046)	U (0.0045)	U (0.0047)
Carbon Tetrachloride	NE	U (0.0049)	U (0.0043)	U (0.0044)	U (0.0046)	U (0.0045)	U (0.0047)
Chloroform	NE	U (0.0049)	U (0.0043)	0.0042 J (0.0044)	0.0068 (0.0046)	0.0062 (0.0045)	U (0.0047)
1,1-Dichloroethane	NE	U (0.0049)	U (0.0043)	0.0088 (0.0044)	0.007 (0.0046)	U (0.0045)	U (0.0047)
1,1-Dichloroethene	NE	U (0.0049)	U (0.0043)	0.0219 (0.0044)	0.0249 (0.0046)	0.0341 (0.0045)	0.0097 (0.0047)
cis-1,2-Dichloroethene	NE	0.0432 (0.0049)	0.0049 (0.004)	4.15 (0.448)	3.48 (0.433)	0.0284 (0.0045)	0.0231 (0.0047)
trans-1,2-Dichloroethene	NE	U (0.0049)	U (0.0043)	0.0145 (0.0044)	0.0098 (0.0046)	U (0.0045)	U (0.0047)
4-Methyl-2-pentanone	NE	U (0.0099)	U (0.0086)	U (0.0088)	U (0.0093)	U (0.0091)	U (0.0094)
Methylene Chloride	NE	U (0.0049)	U (0.0043)	1.03 (0.448)	1.55 (0.433)	0.0575 (0.0045)	0.0046 (0.0047)
Tetrachloroethene	NE	U (0.0049)	U (0.0043)	0.0077 (0.0044)	0.0123 (0.0046)	0.0033 (0.0045)	U (0.0047)
Toluene	NE	U (0.0049)	U (0.0043)	0.0675 (0.0044)	0.0703 (0.0046)	U (0.0045)	U (0.0047)
1,1,1-Trichloroethane	NE	U (0.0049)	U (0.0043)	U (0.0044)	U (0.0046)	U (0.0045)	U (0.0047)
1,1,2-Trichloroethane	NE	U (0.0049)	U (0.0043)	U (0.0044)	U (0.0046)	U (0.0045)	U (0.0047)
Trichloroethene	0.129	1.59 (0.609)	0.0853 (0.004)	11.9 (0.448)	18.1 (0.433)	20.7 (0.41)	1.74 (0.505)
Vinyl Chloride	NE	U (0.0049)	U (0.0043)	0.463 (0.448)	0.382 J (0.433)	0.0062 (0.0045)	U (0.0047)
Xylenes (total)	NE	U (0.0049)	U (0.0043)	U (0.0044)	U (0.0046)	U (0.0045)	U (0.0047)

Notes:

1 All concentrations are presented in
2 Only compounds with at least one detection are shown.
3 Concentrations that exceed the ALs for Fort Smith ADEQ RADD issued Dec 2013 are double underlined.

Abbreviations:

U -- Not Detected
J -- Estimated Concentration
( ) -- Detection Limit
RADD -- Remedial Action Decision
ADEQ -- Arkansas Department of
mg/kg = miligram per kilogram
NE = Not Established

TABLE 2
JUNE 2014 SUMMARY OF SOIL SAMPLE ANALYTICAL RESULTS - Area 1
Whirlpool Corporation; Fort Smith, AR

Location	Remedial Action Levels per ADEQ RADD Issued 2013	DP-29	DP-29	DP-30	DP-30	DP-30	DP-30
ENVIRON Sample ID		DP-29 (3.0 FT) - 062014	DP-29 (9.0 FT) - 062014	DP-30 (13.5 FT) - 062014	DP-30 (22.0 FT) - 062014	DP-30 (4.5 FT) - 062014	DP-30 (8.0 FT) - 062014
Lab Sample ID		60172418013	60172418014	60172418021	60172418023	60172418019	60172418020
Collection Depth (ft bgs)		3	9	13.5	22	4.5	8
Sample Method							
Sample Date		06/25/2014	06/25/2014	06/25/2014	06/25/2014	06/25/2014	06/25/2014
Comments							
Volatile Organic Compounds							
Acetone	NE	0.0506 (0.0178)	U (0.0189)	U (0.0177)	U (0.0173)	0.0097 (0.0175)	0.0155 (0.0179)
Bromodichloromethane	NE	U (0.0045)	0.0026 J (0.0047)	U (0.0044)	U (0.0043)	U (0.0044)	U (0.0045)
2-Butanone	NE	U (0.0089)	U (0.0095)	U (0.0088)	U (0.0086)	U (0.0087)	U (0.009)
Carbon Disulfide	NE	U (0.0045)	U (0.0047)	0.0028 J (0.0044)	U (0.0043)	U (0.0044)	U (0.0045)
Carbon Tetrachloride	NE	0.0052 (0.0045)	U (0.0047)	U (0.0044)	U (0.0043)	U (0.0044)	U (0.0045)
Chloroform	NE	0.0258 (0.0045)	0.0329 (0.0047)	0.0067 (0.0044)	U (0.0043)	U (0.0044)	0.0039 (0.0045)
1,1-Dichloroethane	NE	U (0.0045)	U (0.0047)	U (0.0044)	U (0.0043)	U (0.0044)	U (0.0045)
1,1-Dichloroethene	NE	0.11 (0.0045)	0.0948 (0.0047)	0.0945 (0.0044)	0.0024 J (0.0043)	0.0046 (0.0044)	0.064 (0.0045)
cis-1,2-Dichloroethene	NE	18.5 (2.28)	0.169 (0.0047)	2.01 J (2.2)	0.015 (0.0043)	0.531 (0.483)	2.23 (0.456)
trans-1,2-Dichloroethene	NE	0.24 (0.0045)	U (0.0047)	0.017 (0.0044)	U (0.0043)	U (0.0044)	0.0139 (0.0045)
4-Methyl-2-pentanone	NE	U (0.0089)	U (0.0095)	U (0.0088)	U (0.0086)	U (0.0087)	U (0.009)
Methylene Chloride	NE	U (2.28)	1.21 (2.18)	U (0.0044)	U (0.0043)	U (0.0044)	U (0.0045)
Tetrachloroethene	NE	0.11 (0.0045)	0.008 (0.0047)	0.0152 (0.0044)	U (0.0043)	0.0059 (0.0044)	0.0167 (0.0045)
Toluene	NE	0.026 (0.0045)	0.0044 J (0.0047)	0.0048 (0.0044)	U (0.0043)	U (0.0044)	0.0037 (0.0045)
1,1,1-Trichloroethane	NE	U (0.0045)	U (0.0047)	U (0.0044)	U (0.0043)	U (0.0044)	U (0.0045)
1,1,2-Trichloroethane	NE	0.0155 (0.0045)	0.0107 (0.0047)	0.0024 J (0.0044)	U (0.0043)	U (0.0044)	U (0.0045)
Trichloroethene	0.129	135 (2.28)	87.4 (2.18)	55.2 (2.2)	1.62 (0.451)	4.03 (0.483)	21.4 (0.456)
Vinyl Chloride	NE	U (2.28)	0.0601 (0.0047)	U (2.2)	0.0025 J (0.0043)	0.113 (0.0044)	0.404 (0.456)
Xylenes (total)	NE	0.0069 (0.0045)	U (0.0047)	U (0.0044)	U (0.0043)	U (0.0044)	U (0.0045)

Notes:

1 All concentrations are presented in
2 Only compounds with at least one detection are shown.
3 Concentrations that exceed the ALs for Fort Smith ADEQ RADD issued Dec 2013 are double underlined.

Abbreviations:

U -- Not Detected
J -- Estimated Concentration
( ) -- Detection Limit
RADD -- Remedial Action Decision
ADEQ -- Arkansas Department of
mg/kg = miligram per kilogram
NE = Not Established

TABLE 2
JUNE 2014 SUMMARY OF SOIL SAMPLE ANALYTICAL RESULTS - Area 1
Whirlpool Corporation; Fort Smith, AR

Location	Remedial Action Levels per ADEQ RADD Issued 2013	DP-30	DP-31	DP-31	DP-31	DP-31	DP-31
ENVIRON Sample ID		DP-30 (22.0 FT) - 062014-DUP	DP-31 (12.0 FT) - 062014	DP-31 (22.0 FT) - 062014	DP-31 (27.0 FT) - 062014	DP-31 (3.0 FT) - 062014	DP-31 (9.5 FT) - 062014
Lab Sample ID		60172418024	60172509003	60172509005	60172509007	60172509001	60172509002
Collection Depth (ft bgs)		22	12	22	27	3	9.5
Sample Method							
Sample Date		06/25/2014	06/26/2014	06/26/2014	06/26/2014	06/26/2014	06/26/2014
Comments		Field Duplicate					
Volatile Organic Compounds							
Acetone	NE	U (0.0176)	0.0148 J (0.0175)	U (0.0149)	0.0108 (0.017)	0.0163 (0.0196)	0.014 (0.0176)
Bromodichloromethane	NE	U (0.0044)	U (0.0044)	U (0.0037)	U (0.0043)	U (0.0049)	U (0.0044)
2-Butanone	NE	U (0.0088)	U (0.0087)	U (0.0074)	U (0.0085)	U (0.0098)	U (0.0088)
Carbon Disulfide	NE	U (0.0044)	U (0.0044)	U (0.0037)	U (0.0043)	U (0.0049)	U (0.0044)
Carbon Tetrachloride	NE	U (0.0044)	U (0.0044)	U (0.0037)	U (0.0043)	U (0.0049)	U (0.0044)
Chloroform	NE	U (0.0044)	U (0.0044)	U (0.0037)	U (0.0043)	U (0.0049)	U (0.0044)
1,1-Dichloroethane	NE	U (0.0044)	U (0.0044)	U (0.0037)	U (0.0043)	U (0.0049)	U (0.0044)
1,1-Dichloroethene	NE	U (0.0044)	0.0175 (0.0044)	0.0147 (0.0037)	0.0025 (0.0043)	U (0.0049)	0.0143 (0.0044)
cis-1,2-Dichloroethene	NE	0.0104 (0.0044)	1.68 (0.855)	0.0453 (0.0037)	0.0047 (0.0043)	0.181 (0.0049)	1.33 (0.437)
trans-1,2-Dichloroethene	NE	U (0.0044)	0.0091 (0.0044)	U (0.0037)	U (0.0043)	U (0.0049)	0.0079 (0.0044)
4-Methyl-2-pentanone	NE	U (0.0088)	U (0.0087)	U (0.0074)	U (0.0085)	U (0.0098)	U (0.0088)
Methylene Chloride	NE	U (0.0044)	U (0.0044)	U (0.0037)	U (0.0043)	U (0.0049)	U (0.0044)
Tetrachloroethene	NE	U (0.0044)	0.0291 (0.0044)	0.0024 J (0.0037)	U (0.0043)	U (0.0049)	0.0199 (0.0044)
Toluene	NE	U (0.0044)	0.0033 J (0.0044)	U (0.0037)	U (0.0043)	U (0.0049)	0.0026 (0.0044)
1,1,1-Trichloroethane	NE	U (0.0044)	U (0.0044)	0.0171 (0.0037)	U (0.0043)	U (0.0049)	U (0.0044)
1,1,2-Trichloroethane	NE	U (0.0044)	U (0.0044)	U (0.0037)	U (0.0043)	U (0.0049)	U (0.0044)
Trichloroethene	0.129	1.66 (0.245)	22 (0.855)	7.59 (0.449)	3.02 (0.446)	0.698 (0.268)	20.6 (0.437)
Vinyl Chloride	NE	U (0.0044)	0.0586 (0.0044)	0.0123 (0.0037)	U (0.0043)	0.127 (0.0049)	0.0293 (0.0044)
Xylenes (total)	NE	U (0.0044)	U (0.0044)	U (0.0037)	U (0.0043)	U (0.0049)	U (0.0044)

Notes:

1 All concentrations are presented in
2 Only compounds with at least one detection are shown.
3 Concentrations that exceed the ALs for Fort Smith ADEQ RADD issued Dec 2013 are double underlined.

Abbreviations:

U -- Not Detected
J -- Estimated Concentration
( ) -- Detection Limit
RADD -- Remedial Action Decision
ADEQ -- Arkansas Department of
mg/kg = miligram per kilogram
NE = Not Established

TABLE 2
JUNE 2014 SUMMARY OF SOIL SAMPLE ANALYTICAL RESULTS - Area 1
Whirlpool Corporation; Fort Smith, AR

Location	Remedial Action Levels per ADEQ RADD Issued 2013	DP-31	DP-32	DP-32	DP-32	DP-32	DP-32
ENVIRON Sample ID		DP-31 (22.0 FT) - 062014 - DUP	DP-32 (12.0 FT) - 062014	DP-32 (22.5 FT) - 062014	DP-32 (27.0 FT) - 062014	DP-32 (4.5 FT) - 062014	DP-32 (9.5 FT) - 062014
Lab Sample ID		60172509006	60172509023	60172509025	60172509026	60172509021	60172509022
Collection Depth (ft bgs)		22	12	22.5	27	4.5	9.5
Sample Method							
Sample Date		06/26/2014	06/26/2014	06/26/2014	06/26/2014	06/26/2014	06/26/2014
Comments		Field Duplicate					
Volatile Organic Compounds							
Acetone	NE	U (0.0148)	0.02 (0.0199)	U (0.0188)	U (0.0164)	0.0163 (0.0182)	0.0316 (0.0175)
Bromodichloromethane	NE	U (0.0037)	U (0.005)	U (0.0047)	U (0.0041)	U (0.0045)	U (0.0044)
2-Butanone	NE	U (0.0074)	0.0057 J (0.0099)	U (0.0094)	U (0.0082)	U (0.0091)	U (0.0088)
Carbon Disulfide	NE	U (0.0037)	U (0.005)	U (0.0047)	U (0.0041)	U (0.0045)	U (0.0044)
Carbon Tetrachloride	NE	U (0.0037)	U (0.005)	U (0.0047)	U (0.0041)	U (0.0045)	U (0.0044)
Chloroform	NE	U (0.0037)	U (0.005)	U (0.0047)	U (0.0041)	U (0.0045)	U (0.0044)
1,1-Dichloroethane	NE	U (0.0037)	0.0028 J (0.005)	U (0.0047)	U (0.0041)	U (0.0045)	0.0034 (0.0044)
1,1-Dichloroethene	NE	0.0134 (0.0037)	0.033 (0.005)	0.0118 (0.0047)	U (0.0041)	0.0137 (0.0045)	0.0441 (0.0044)
cis-1,2-Dichloroethene	NE	0.0444 (0.0037)	5.01 (0.466)	0.628 (0.459)	0.0045 (0.0045)	2.62 (0.475)	6.16 (2.25)
trans-1,2-Dichloroethene	NE	U (0.0037)	0.0229 (0.005)	0.0029 (0.0047)	U (0.0041)	0.0044 (0.0045)	0.0144 (0.0044)
4-Methyl-2-pentanone	NE	U (0.0074)	U (0.0099)	U (0.0094)	U (0.0082)	U (0.0091)	U (0.0088)
Methylene Chloride	NE	U (0.0037)	U (0.005)	U (0.0047)	U (0.0041)	U (0.0045)	U (0.0044)
Tetrachloroethene	NE	0.0029 J (0.0037)	0.0062 (0.005)	U (0.0047)	U (0.0041)	0.031 (0.0045)	0.0101 (0.0044)
Toluene	NE	U (0.0037)	0.0033 J (0.005)	U (0.0047)	U (0.0041)	0.0044 (0.0045)	0.0046 (0.0044)
1,1,1-Trichloroethane	NE	0.0176 (0.0037)	U (0.005)	U (0.0047)	U (0.0041)	U (0.0045)	U (0.0044)
1,1,2-Trichloroethane	NE	U (0.0037)	U (0.005)	U (0.0047)	U (0.0041)	U (0.0045)	U (0.0044)
Trichloroethene	0.129	7.05 (0.399)	28.3 (2.33)	7.4 (0.459)	0.0948 (0.0045)	6.66 (0.475)	36 (2.25)
Vinyl Chloride	NE	0.0132 (0.0037)	1.2 (0.466)	0.126 (0.0047)	U (0.0045)	0.291 (0.475)	U (2.25)
Xylenes (total)	NE	U (0.0037)	U (0.005)	U (0.0047)	U (0.0041)	U (0.0045)	U (0.0044)

Notes:

1 All concentrations are presented in
2 Only compounds with at least one detection are shown.
3 Concentrations that exceed the ALs for Fort Smith ADEQ RADD issued Dec 2013 are double underlined.

Abbreviations:

U -- Not Detected
J -- Estimated Concentration
( ) -- Detection Limit
RADD -- Remedial Action Decision
ADEQ -- Arkansas Department of
mg/kg = miligram per kilogram
NE = Not Established

TABLE 2
JUNE 2014 SUMMARY OF SOIL SAMPLE ANALYTICAL RESULTS - Area 1
Whirlpool Corporation; Fort Smith, AR

Location	Remedial Action Levels per ADEQ RADD Issued 2013	DP-32	DP-33	DP-33	DP-33	DP-33	DP-33
ENVIRON Sample ID		DP-32 (27.0 FT) - 062014 - DUP	DP-33 (11.5 FT) - 062014	DP-33 (2.0 FT) - 062014	DP-33 (21.5 FT) - 062014	DP-33 (5.5 FT) - 062014	DP-33 (21.5 FT) - 062014-DUP
Lab Sample ID		60172509027	60172418003	60172418001	60172418005	60172418002	60172418006
Collection Depth (ft bgs)		27	11.5	2	21.5	5.5	21.5
Sample Method							
Sample Date		06/26/2014	06/25/2014	06/25/2014	06/25/2014	06/25/2014	06/25/2014
Comments		Field Duplicate					Field Duplicate
Volatile Organic Compounds							
Acetone	NE	U (0.0187)	U (0.0162)	0.028 (0.0184)	U (0.0176)	U (0.0186)	U (0.0183)
Bromodichloromethane	NE	U (0.0047)	U (0.004)	U (0.0046)	U (0.0044)	U (0.0047)	U (0.0046)
2-Butanone	NE	U (0.0093)	U (0.0081)	U (0.0092)	U (0.0088)	U (0.0093)	U (0.0092)
Carbon Disulfide	NE	U (0.0047)	U (0.004)	U (0.0046)	U (0.0044)	U (0.0047)	U (0.0046)
Carbon Tetrachloride	NE	U (0.0047)	U (0.004)	U (0.0046)	U (0.0044)	U (0.0047)	U (0.0046)
Chloroform	NE	U (0.0047)	U (0.004)	U (0.0046)	U (0.0044)	U (0.0047)	U (0.0046)
1,1-Dichloroethane	NE	U (0.0047)	U (0.004)	0.0032 (0.0046)	U (0.0044)	0.0051 (0.0047)	U (0.0046)
1,1-Dichloroethene	NE	U (0.0047)	U (0.004)	0.0062 (0.0046)	U (0.0044)	0.0123 (0.0047)	U (0.0046)
cis-1,2-Dichloroethene	NE	0.0064 (0.0047)	0.038 (0.004)	0.853 (0.244)	0.0045 (0.0041)	1.41 (0.434)	0.0043 J (0.0044)
trans-1,2-Dichloroethene	NE	U (0.0047)	U (0.004)	0.0033 (0.0046)	U (0.0044)	0.0178 (0.0047)	U (0.0046)
4-Methyl-2-pentanone	NE	U (0.0093)	U (0.0081)	U (0.0092)	U (0.0088)	U (0.0093)	U (0.0092)
Methylene Chloride	NE	U (0.0047)	U (0.004)	U (0.0046)	U (0.0044)	U (0.0047)	U (0.0046)
Tetrachloroethene	NE	U (0.0047)	U (0.004)	U (0.0046)	U (0.0044)	U (0.0047)	U (0.0046)
Toluene	NE	U (0.0047)	U (0.004)	U (0.0046)	U (0.0044)	U (0.0047)	U (0.0046)
1,1,1-Trichloroethane	NE	U (0.0047)	U (0.004)	U (0.0046)	U (0.0044)	U (0.0047)	U (0.0046)
1,1,2-Trichloroethane	NE	U (0.0047)	U (0.004)	U (0.0046)	U (0.0044)	U (0.0047)	U (0.0046)
Trichloroethene	0.129	0.108 (0.0047)	0.205 (0.004)	1.08 (0.244)	0.0867 (0.0041)	3.14 (0.434)	0.0959 (0.0044)
Vinyl Chloride	NE	U (0.0047)	U (0.004)	0.0042 (0.0046)	U (0.0044)	0.0044 J (0.0047)	U (0.0046)
Xylenes (total)	NE	U (0.0047)	U (0.004)	U (0.0046)	U (0.0044)	U (0.0047)	U (0.0046)

Notes:

1 All concentrations are presented in

2 Only compounds with at least one detection are shown.

3 Concentrations that exceed the ALs for Fort Smith ADEQ RADD issued Dec 2013 are double underlined.

Abbreviations:

U -- Not Detected
J -- Estimated Concentration
( ) -- Detection Limit
RADD -- Remedial Action Decision
ADEQ -- Arkansas Department of
mg/kg = miligram per kilogram
NE = Not Established

TABLE 2
JUNE 2014 SUMMARY OF SOIL SAMPLE ANALYTICAL RESULTS - Area 1
Whirlpool Corporation; Fort Smith, AR

Location	Remedial Action Levels per ADEQ RADD Issued 2013	DP-34	DP-34	DP-34	DP-34	DP-34	DP-34
ENVIRON Sample ID		DP-34 (10.0 FT) - 062014	DP-34 (14.5 FT) - 062014	DP-34 (17.0 FT) - 062014	DP-34 (21.0 FT) - 062014	DP-34 (25.0 FT) - 062014	DP-34 (21.0 FT) - 062014 - DUP
Lab Sample ID		60172594007	60172594008	60172594009	60172594010	60172594012	60172594011
Collection Depth (ft bgs)		10	14.5	17	21	25	21
Sample Method							
Sample Date		06/27/2014	06/27/2014	06/27/2014	06/27/2014	06/27/2014	06/27/2014
Comments							Field Duplicate
Volatile Organic Compounds							
Acetone	NE	U (0.0178)	U (0.0174)	U (0.0179)	U (0.0187)	U (0.018)	U (0.018)
Bromodichloromethane	NE	U (0.0044)	U (0.0044)	U (0.0045)	U (0.0047)	U (0.0045)	U (0.0045)
2-Butanone	NE	U (0.0089)	U (0.0087)	U (0.0089)	U (0.0093)	U (0.009)	U (0.009)
Carbon Disulfide	NE	U (0.0044)	U (0.0044)	U (0.0045)	U (0.0047)	U (0.0045)	U (0.0045)
Carbon Tetrachloride	NE	U (0.0044)	U (0.0044)	U (0.0045)	U (0.0047)	U (0.0045)	U (0.0045)
Chloroform	NE	U (0.0044)	U (0.0044)	U (0.0045)	U (0.0047)	U (0.0045)	U (0.0045)
1,1-Dichloroethane	NE	U (0.0044)	U (0.0044)	U (0.0045)	U (0.0047)	U (0.0045)	U (0.0045)
1,1-Dichloroethene	NE	U (0.0044)	0.016 (0.0044)	0.0237 (0.0045)	0.0032 J (0.0047)	U (0.0045)	0.0077 (0.0045)
cis-1,2-Dichloroethene	NE	U (0.0046)	0.0131 (0.0044)	0.0331 (0.0045)	0.0116 (0.0047)	0.006 (0.0045)	0.0185 (0.0045)
trans-1,2-Dichloroethene	NE	U (0.0044)	U (0.0044)	U (0.0045)	U (0.0047)	U (0.0045)	U (0.0045)
4-Methyl-2-pentanone	NE	U (0.0089)	U (0.0087)	U (0.0089)	U (0.0093)	U (0.009)	U (0.009)
Methylene Chloride	NE	U (0.0044)	U (0.0044)	U (0.0045)	U (0.0047)	U (0.0045)	U (0.0045)
Tetrachloroethene	NE	U (0.0044)	U (0.0044)	U (0.0045)	U (0.0047)	U (0.0045)	U (0.0045)
Toluene	NE	U (0.0044)	U (0.0044)	U (0.0045)	U (0.0047)	U (0.0045)	U (0.0045)
1,1,1-Trichloroethane	NE	U (0.0044)	U (0.0044)	U (0.0045)	U (0.0047)	U (0.0045)	U (0.0045)
1,1,2-Trichloroethane	NE	U (0.0044)	U (0.0044)	U (0.0045)	U (0.0047)	U (0.0045)	U (0.0045)
Trichloroethene	0.129	0.0354 (0.0046)	1.52 (0.228)	3.48 (0.458)	0.872 (0.234)	2.08 (0.316)	1.04 (0.459)
Vinyl Chloride	NE	U (0.0044)	U (0.0044)	U (0.0045)	U (0.0047)	U (0.0045)	U (0.0045)
Xylenes (total)	NE	U (0.0044)	U (0.0044)	U (0.0045)	U (0.0047)	U (0.0045)	U (0.0045)

Notes:

1 All concentrations are presented in
2 Only compounds with at least one detection are shown.
3 Concentrations that exceed the ALs for Fort Smith ADEQ RADD issued Dec 2013 are double underlined.

Abbreviations:

U -- Not Detected
J -- Estimated Concentration
( ) -- Detection Limit
RADD -- Remedial Action Decision
ADEQ -- Arkansas Department of
mg/kg = miligram per kilogram
NE = Not Established

TABLE 2
JUNE 2014 SUMMARY OF SOIL SAMPLE ANALYTICAL RESULTS - Area 1
Whirlpool Corporation; Fort Smith, AR

Location	Remedial Action Levels per ADEQ RADD Issued 2013	DP-35	DP-35	DP-35	DP-35	DP-36	DP-36
ENVIRON Sample ID		DP-35 (13.0 FT) - 062014	DP-35 (17.0 FT) - 062014	DP-35 (21.5 FT) - 062014	DP-35 (8.0 FT) - 062014	DP-36 (14.0 FT) - 062014	DP-36 (19.5 FT) - 062014
Lab Sample ID		60172418027	60172418028	60172418029	60172418026	60172509010	60172509011
Collection Depth (ft bgs)		13	17	21.5	8	14	19.5
Sample Method							
Sample Date		06/25/2014	06/25/2014	06/25/2014	06/25/2014	06/26/2014	06/26/2014
Comments							
Volatile Organic Compounds							
Acetone	NE	0.0095 (0.017)	U (0.0173)	U (0.0148)	0.0121 (0.0177)	U (0.0166)	U (0.0172)
Bromodichloromethane	NE	U (0.0043)	U (0.0043)	U (0.0037)	U (0.0044)	U (0.0042)	U (0.0043)
2-Butanone	NE	U (0.0085)	U (0.0087)	0.004 J (0.0074)	U (0.0089)	U (0.0083)	U (0.0086)
Carbon Disulfide	NE	U (0.0043)	U (0.0043)	U (0.0037)	U (0.0044)	U (0.0042)	U (0.0043)
Carbon Tetrachloride	NE	U (0.0043)	U (0.0043)	U (0.0037)	U (0.0044)	U (0.0042)	U (0.0043)
Chloroform	NE	U (0.0043)	U (0.0043)	U (0.0037)	U (0.0044)	U (0.0042)	U (0.0043)
1,1-Dichloroethane	NE	U (0.0043)	U (0.0043)	U (0.0037)	U (0.0044)	U (0.0042)	U (0.0043)
1,1-Dichloroethene	NE	U (0.0043)	0.0032 J (0.0043)	0.0049 (0.0037)	U (0.0044)	U (0.0042)	0.012 (0.0043)
cis-1,2-Dichloroethene	NE	U (0.0045)	0.0206 (0.0043)	0.014 (0.0037)	U (0.0048)	0.0058 (0.0042)	0.18 (0.0043)
trans-1,2-Dichloroethene	NE	U (0.0043)	U (0.0043)	U (0.0037)	U (0.0044)	U (0.0042)	0.0041 J (0.0043)
4-Methyl-2-pentanone	NE	U (0.0085)	U (0.0087)	U (0.0074)	U (0.0089)	U (0.0083)	U (0.0086)
Methylene Chloride	NE	U (0.0043)	U (0.0043)	U (0.0037)	U (0.0044)	U (0.0042)	U (0.0043)
Tetrachloroethene	NE	U (0.0043)	U (0.0043)	U (0.0037)	U (0.0044)	U (0.0042)	0.0036 J (0.0043)
Toluene	NE	U (0.0043)	U (0.0043)	U (0.0037)	U (0.0044)	U (0.0042)	U (0.0043)
1,1,1-Trichloroethane	NE	U (0.0043)	U (0.0043)	U (0.0037)	U (0.0044)	U (0.0042)	0.011 (0.0043)
1,1,2-Trichloroethane	NE	U (0.0043)	U (0.0043)	U (0.0037)	U (0.0044)	U (0.0042)	U (0.0043)
Trichloroethene	0.129	0.121 (0.0045)	2.03 (0.437)	2.14 (0.401)	0.038 (0.0048)	0.98 (0.207)	8.79 (0.402)
Vinyl Chloride	NE	U (0.0043)	U (0.0043)	0.0024 J (0.0037)	U (0.0044)	U (0.0042)	0.0514 (0.0043)
Xylenes (total)	NE	U (0.0043)	U (0.0043)	U (0.0037)	U (0.0044)	U (0.0042)	U (0.0043)

Notes:

1 All concentrations are presented in
2 Only compounds with at least one detection are shown.
3 Concentrations that exceed the ALs for Fort Smith ADEQ RADD issued Dec 2013 are double underlined.

Abbreviations:

U -- Not Detected
J -- Estimated Concentration
( ) -- Detection Limit
RADD -- Remedial Action Decision
ADEQ -- Arkansas Department of
mg/kg = miligram per kilogram
NE = Not Established

TABLE 2
JUNE 2014 SUMMARY OF SOIL SAMPLE ANALYTICAL RESULTS - Area 1
Whirlpool Corporation; Fort Smith, AR

Location	Remedial Action Levels per ADEQ RADD Issued 2013	DP-36	DP-36	DP-36	DP-36	DP-37	DP-37
ENVIRON Sample ID		DP-36 (21.5 FT) - 062014	DP-36 (25.5 FT) - 062014	DP-36 (6.5 FT) - 062014	DP-36 (21.5 FT) - 062014 - DUP	DP-37 (14.0 FT) - 062014	DP-37 (19.5 FT) - 062014
Lab Sample ID		60172509012	60172509014	60172509009	60172509013	60172509017	60172509018
Collection Depth (ft bgs)		21.5	25.5	6.5	21.5	14	19.5
Sample Method							
Sample Date		06/26/2014	06/26/2014	06/26/2014	06/26/2014	06/26/2014	06/26/2014
Comments					Field Duplicate		
Volatile Organic Compounds							
Acetone	NE	U (0.0185)	0.0095 (0.0177)	U (0.0185)	U (0.0166)	0.0143 (0.0171)	U (0.0172)
Bromodichloromethane	NE	U (0.0046)	U (0.0044)	U (0.0046)	U (0.0041)	U (0.0043)	U (0.0043)
2-Butanone	NE	U (0.0092)	U (0.0088)	U (0.0092)	U (0.0083)	U (0.0086)	U (0.0086)
Carbon Disulfide	NE	U (0.0046)	U (0.0044)	U (0.0046)	U (0.0041)	U (0.0043)	U (0.0043)
Carbon Tetrachloride	NE	U (0.0046)	U (0.0044)	U (0.0046)	U (0.0041)	U (0.0043)	U (0.0043)
Chloroform	NE	U (0.0046)	U (0.0044)	U (0.0046)	U (0.0041)	U (0.0043)	U (0.0043)
1,1-Dichloroethane	NE	U (0.0046)	U (0.0044)	U (0.0046)	U (0.0041)	U (0.0043)	U (0.0043)
1,1-Dichloroethene	NE	0.0031 J (0.0046)	U (0.0044)	U (0.0046)	0.0047 (0.0041)	U (0.0043)	U (0.0043)
cis-1,2-Dichloroethene	NE	0.0315 (0.0046)	0.0026 (0.0044)	0.0029 (0.0046)	0.0305 (0.0041)	U (0.0043)	U (0.0043)
trans-1,2-Dichloroethene	NE	0.0049 (0.0046)	U (0.0044)	U (0.0046)	0.004 J (0.0041)	U (0.0043)	U (0.0043)
4-Methyl-2-pentanone	NE	U (0.0092)	U (0.0088)	U (0.0092)	U (0.0083)	U (0.0086)	U (0.0086)
Methylene Chloride	NE	U (0.0046)	U (0.0044)	U (0.0046)	U (0.0041)	U (0.0043)	U (0.0043)
Tetrachloroethene	NE	U (0.0046)	U (0.0044)	U (0.0046)	U (0.0041)	U (0.0043)	U (0.0043)
Toluene	NE	U (0.0046)	U (0.0044)	U (0.0046)	U (0.0041)	U (0.0043)	U (0.0043)
1,1,1-Trichloroethane	NE	0.0027 J (0.0046)	U (0.0044)	U (0.0046)	0.0026 J (0.0041)	U (0.0043)	U (0.0043)
1,1,2-Trichloroethane	NE	U (0.0046)	U (0.0044)	U (0.0046)	U (0.0041)	U (0.0043)	U (0.0043)
Trichloroethene	0.129	4.7 (0.486)	1.18 (0.237)	U (0.0044)	4.14 (0.425)	U (0.0043)	0.0472 (0.0045)
Vinyl Chloride	NE	0.0058 (0.0046)	U (0.0044)	U (0.0046)	0.0064 (0.0041)	U (0.0043)	U (0.0043)
Xylenes (total)	NE	U (0.0046)	U (0.0044)	U (0.0046)	U (0.0041)	U (0.0043)	U (0.0043)

Notes:

1 All concentrations are presented in
2 Only compounds with at least one detection are shown.
3 Concentrations that exceed the ALs for Fort Smith ADEQ RADD issued Dec 2013 are double underlined.

Abbreviations:

U -- Not Detected
J -- Estimated Concentration
( ) -- Detection Limit
RADD -- Remedial Action Decision
ADEQ -- Arkansas Department of
mg/kg = miligram per kilogram
NE = Not Established

TABLE 2
JUNE 2014 SUMMARY OF SOIL SAMPLE ANALYTICAL RESULTS - Area 1
Whirlpool Corporation; Fort Smith, AR

Location	Remedial Action Levels per ADEQ RADD Issued 2013	DP-37	DP-37	DP-37
ENVIRON Sample ID		DP-37 (24.5 FT) - 062014	DP-37 (7.5 FT) - 062014	DP-37 (24.5 FT) - 062014 - DUP
Lab Sample ID		60172509019	60172509016	60172509020
Collection Depth (ft bgs)		24.5	7.5	24.5
Sample Method				
Sample Date		06/26/2014	06/26/2014	06/26/2014
Comments				Field Duplicate
Volatile Organic Compounds				
Acetone	NE	U (0.0249)	U (0.0171)	U (0.0165)
Bromodichloromethane	NE	U (0.0062)	U (0.0043)	U (0.0041)
2-Butanone	NE	U (0.0125)	U (0.0086)	U (0.0083)
Carbon Disulfide	NE	U (0.0062)	U (0.0043)	U (0.0041)
Carbon Tetrachloride	NE	U (0.0062)	U (0.0043)	U (0.0041)
Chloroform	NE	U (0.0062)	U (0.0043)	U (0.0041)
1,1-Dichloroethane	NE	U (0.0062)	U (0.0043)	U (0.0041)
1,1-Dichloroethene	NE	U (0.0062)	U (0.0043)	U (0.0041)
cis-1,2-Dichloroethene	NE	U (0.0062)	0.0039 (0.0043)	U (0.0041)
trans-1,2-Dichloroethene	NE	U (0.0062)	U (0.0043)	U (0.0041)
4-Methyl-2-pentanone	NE	U (0.0125)	U (0.0086)	U (0.0083)
Methylene Chloride	NE	U (0.0062)	U (0.0043)	U (0.0041)
Tetrachloroethene	NE	U (0.0062)	U (0.0043)	U (0.0041)
Toluene	NE	U (0.0062)	U (0.0043)	U (0.0041)
1,1,1-Trichloroethane	NE	U (0.0062)	U (0.0043)	U (0.0041)
1,1,2-Trichloroethane	NE	U (0.0062)	U (0.0043)	U (0.0041)
Trichloroethene	0.129	0.0099 (0.0043)	U (0.0043)	0.0288 (0.0047)
Vinyl Chloride	NE	U (0.0062)	U (0.0043)	U (0.0041)
Xylenes (total)	NE	U (0.0062)	U (0.0043)	U (0.0041)

Notes:

1 All concentrations are presented in
2 Only compounds with at least one detection are shown.
3 Concentrations that exceed the ALs for Fort Smith ADEQ RADD issued Dec 2013 are double underlined.

Abbreviations:

U -- Not Detected
J -- Estimated Concentration
( ) -- Detection Limit
RADD -- Remedial Action Decision
ADEQ -- Arkansas Department of
mg/kg = miligram per kilogram
NE = Not Established

Figures

L:\Loop Project Files\00_CAD FILES\34\NMRS_Whirlpool Ft. Smith LitSup 3433233A\01_Site Layout.dwg

BRAZIL AVENUE

FERGUSON STREET

JACOBS AVENUE

JENNY LIND AVENUE

INGERSOLL AVENUE

N

NORTHWEST PARKING LOT

OG&E SUBSTATION

FORMER DEGREASER BUILDING

NORTH TANK AREA

NORTH PARKING LOT

FORMER LINEAR DRAINAGE FEATURE

BOILER ROOM

WATER TREATMENT BUILDING

FORMER WHIRLPOOL MANUFACTURING BUILDING

SOUTHWEST PARKING LOT

SOUTH TANK AREA

LEGEND

EXTENT OF AREA 1

FORMER DRAINAGE

APPROX. SCALE (ft.)

0 200

AERIAL PHOTOGRAPH OBTAINED FROM GOOGLE EARTH

ENVIRON

DRAFTED BY: ELS/CKL

DATE: 7/31/14

SITE LAYOUT

WHIRLPOOL FACILITY

FORT SMITH, ARKANSAS

FIGURE

1

3433253A



AERIAL PHOTOGRAPH OBTAINED FROM GOOGLE EARTH PRO. PHOTO TAKEN MAY 6, 2014.

LEGEND

- FORMER LINEAR DRAINAGE FEATURE
- DP BORINGS (DECEMBER 2013 - JUNE 2014)
- MONITORING WELLS
- ERM BORINGS (DECEMBER 1999)
- MPSB BORINGS (DECEMBER 1996)

APPROX. SCALE (ft.)

0 30

AREA 1 SOIL SAMPLE LOCATIONS

WHIRLPOOL FACILITY
FORT SMITH, ARKANSAS

ENVIRON

FIGURE 2

DRAFTED BY: CKL | DATE: 8/5/14 | 3433253A

L:\Loop Project Files\00_CAD FILES\341\NMRS_Whirlpool Ft. Smith LitSup 3433233A\02_Area 1 Soil Sample Locations.dwg



0 150 300

Feet

1 inch = 150 feet 1:1,800

N

Membrane Interface Probe (MIP)

MIP SCREENING LOCATIONS
SEPTEMBER 2013 to JANUARY 2014
(2006 Orthophoto)

Whirlpool Facility - Fort Smith, Arkansas

ENVIRON

Figure 3

DRAFTED BY: KTS	DATE: 05/14/2014	PROJECT: 3433253A

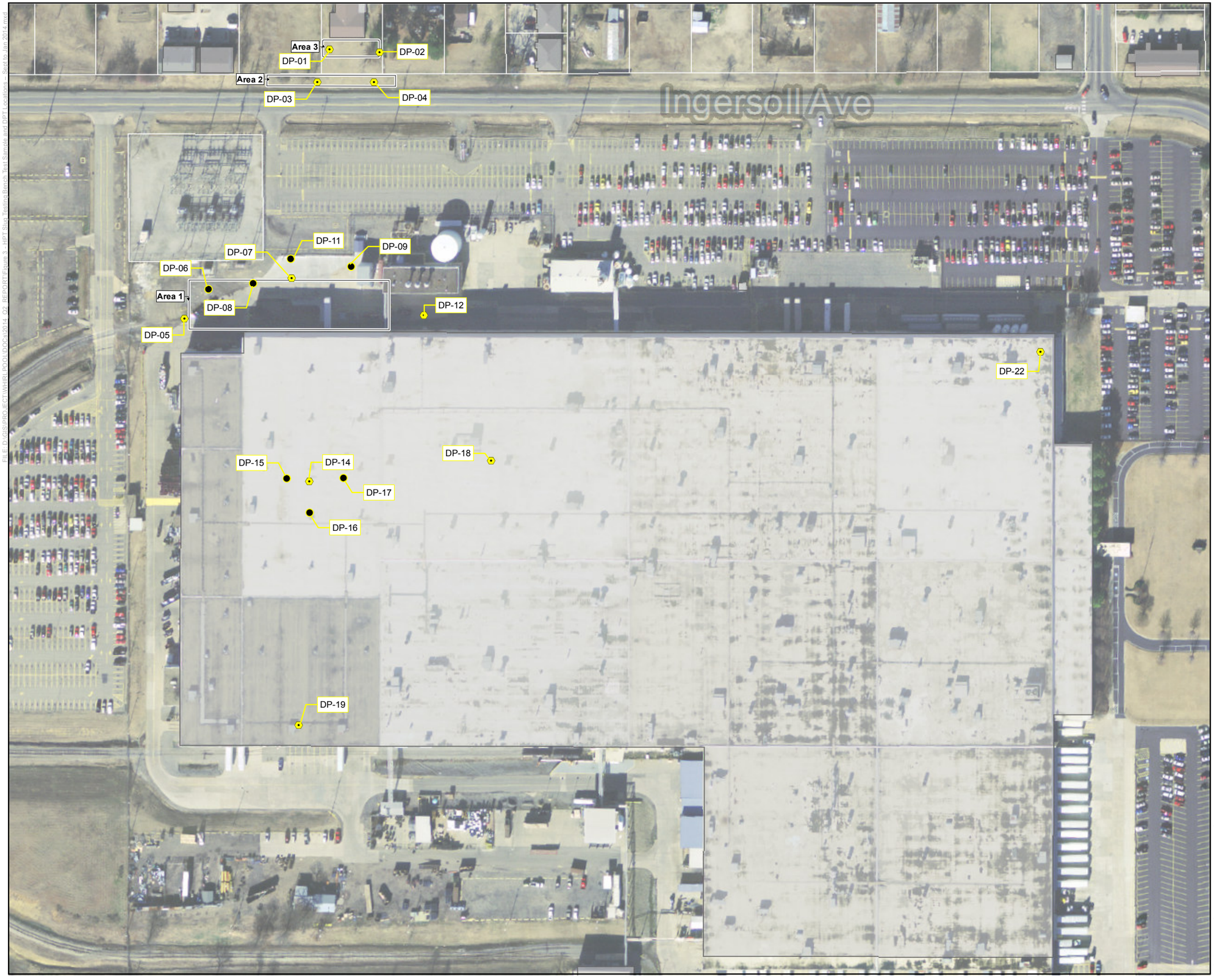

0 150 300

Feet

1 inch = 150 feet 1:1,800

Soil

Soil and GW

DPT LOCATIONS
SEPTEMBER 2013 to JANUARY 2014
(2006 Orthophoto)

Whirlpool Facility - Fort Smith, Arkansas

ENVIRON

Figure 4

DRAFTED BY: KTS	DATE: 07/31/2014	PROJECT: 3433253A

FILE: D:\GIS\PROJECTS\WHIRLPOOL\DOCS\2014_Q2_REPORT\Figure 3 - HPT Slug Testing Bench Test Sample and DPT Locations - Soil to Jun 2014.mxd

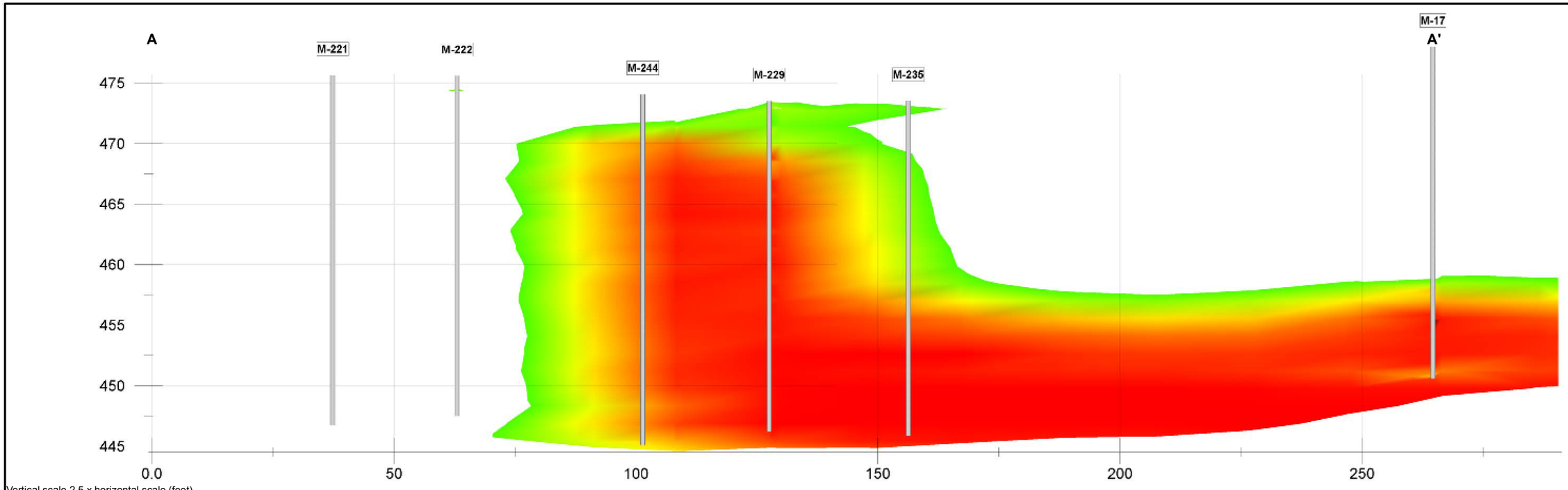

Vertical scale 2.5 x horizontal scale (feet)

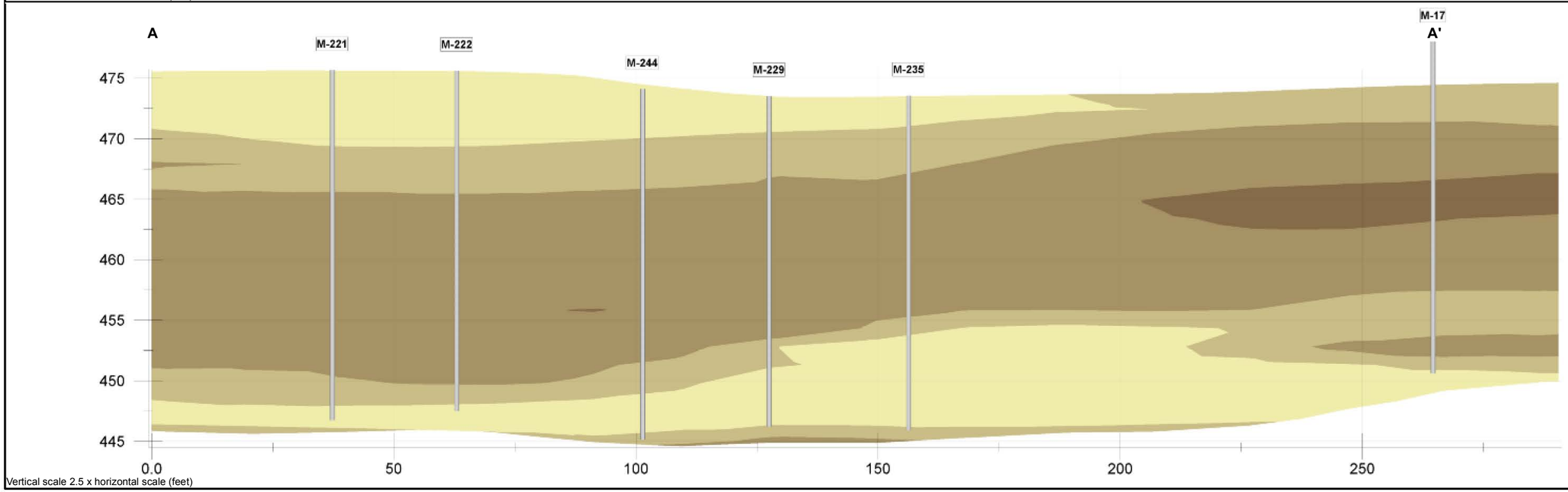

Vertical scale 2.5 x horizontal scale (feet)

Legend

Decreasing Fines - - - - - - Increasing Fines

0 | 35 | 70 | 140 | 200

Electrical Conductivity - EC (mS/m)

Decreasing CVOCs - - - - - - Increasing CVOCs

$1.0x10^{-6}$ | $2.0x10^{-6}$ | $5.0x10^{-6}$ | $1.0x10^{-7}$ | $1.5x10^{-7}$

Electron Capture Detector - ECD (uV)

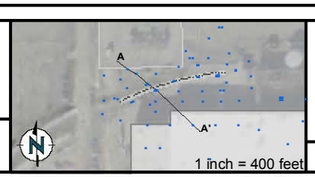

ENVIRON

MEMBRANE INTERFACE PROBE CROSS SECTION A - A'

Figure 5

DRAFTED BY: KTS | DATE: 07/31/2014 | Whirlpool Facility - Fort Smith, Arkansas | PROJECT: 2131344A

Notes

- EC and ECD response data kriged using C Tech's MVS application
- Electron Capture Device (ECD) results reported in microvolts (µV)
- Electrical Conductivity (EC) results reported in milli-siemens/Meter

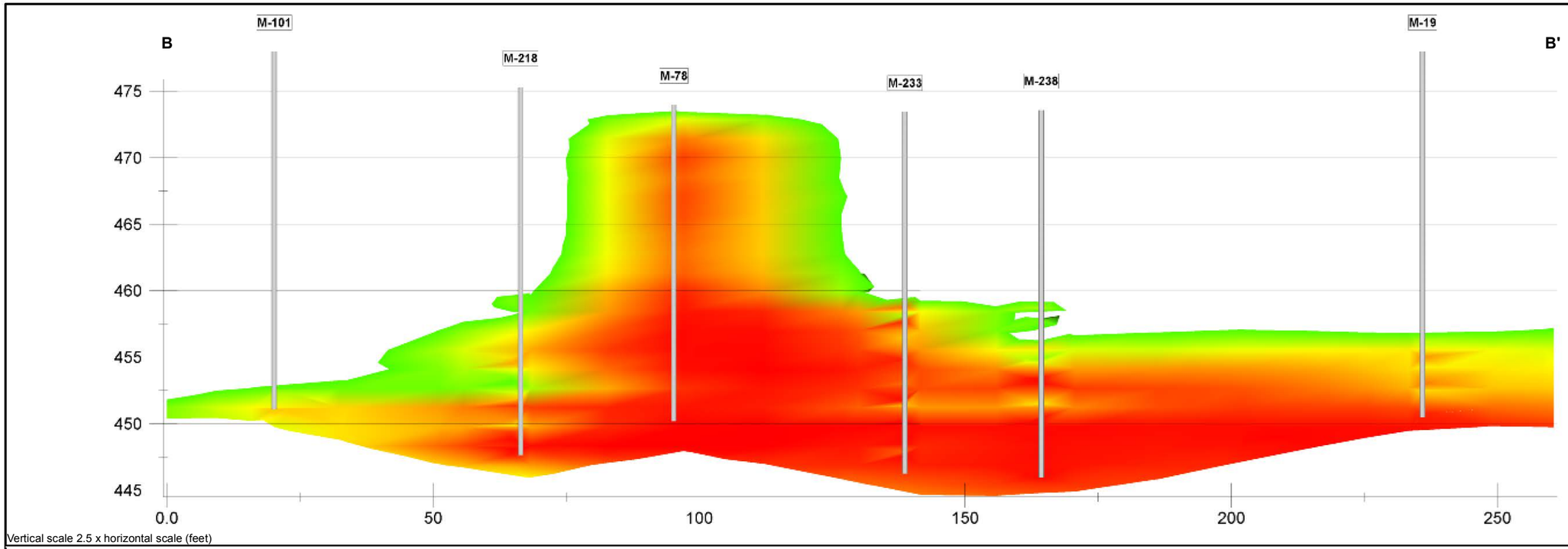

Vertical scale 2.5 x horizontal scale (feet)

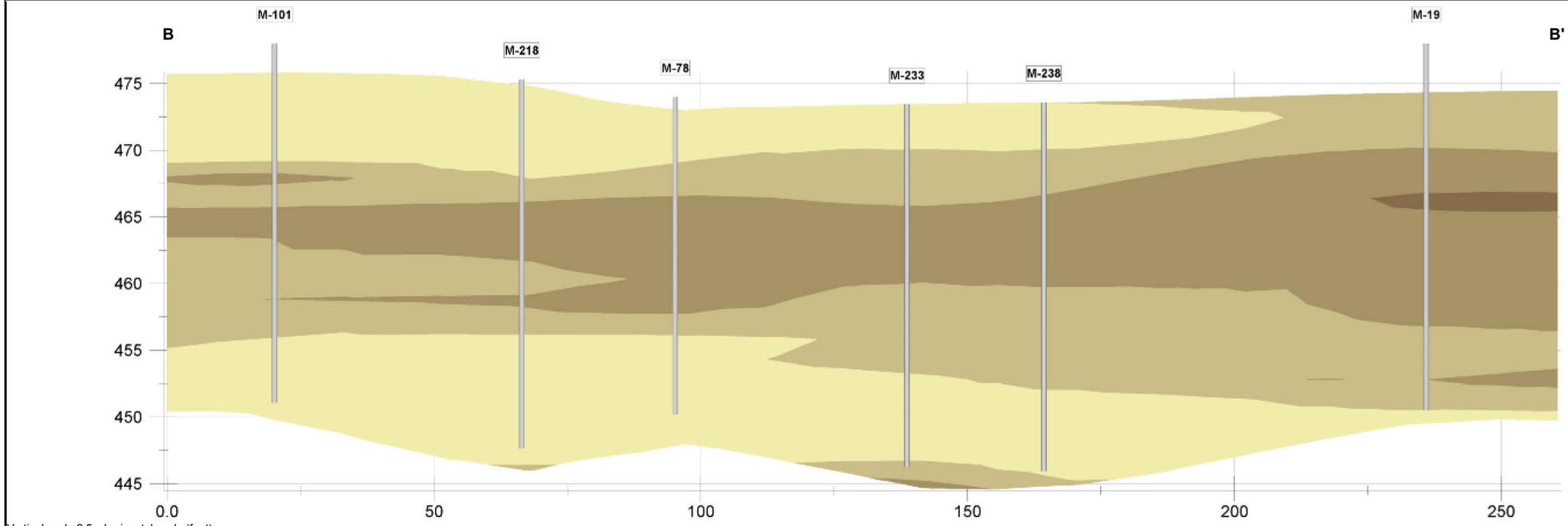

Vertical scale 2.5 x horizontal scale (feet)

Legend

Decreasing Fines - - - - - - Increasing Fines

0	35	70	140	200

Electrical Conductivity - EC (mS/m)

Decreasing CVOCs - - - - - - Increasing CVOCs

$1.0x10^{-6}$	$2.0x10^{-6}$	$5.0x10^{-6}$	$1.0x10^{-7}$	$1.5x10^{-7}$

Electron Capture Detector - ECD (uV)

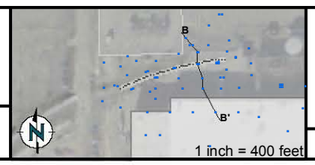

Notes

- EC and ECD response data kriged using C Tech's MVS application
- Electron Capture Device (ECD) results reported in microvolts (µV)
- Electrical Conductivity (EC) results reported in milli-siemens/Meter

ENVIRON

MEMBRANE INTERFACE PROBE CROSS SECTION B - B'

Figure 6

DRAFTED BY: KTS | DATE: 07/31/2014 | Whirlpool Facility - Fort Smith, Arkansas | PROJECT: 2131344A

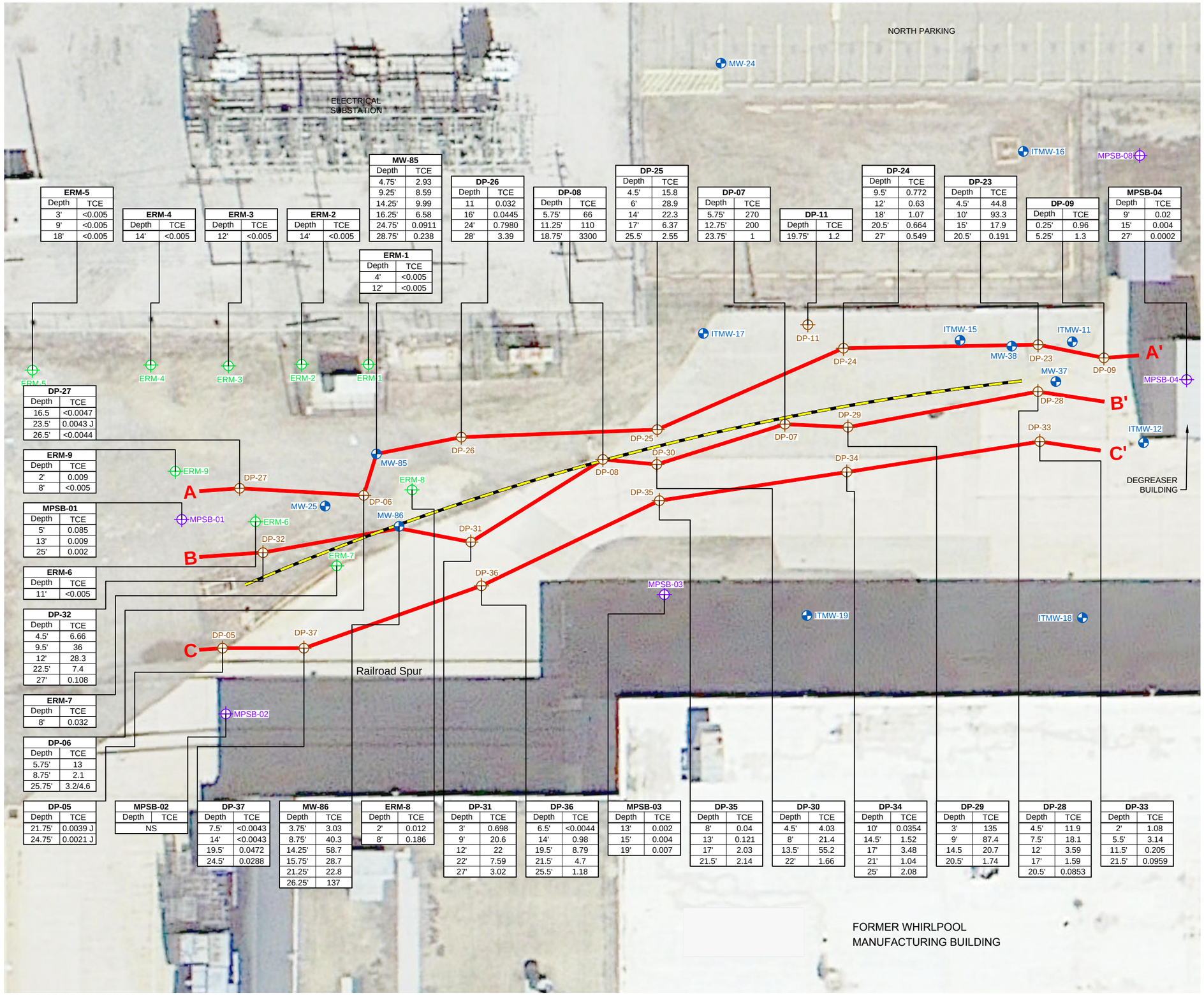

ERM-5	
Depth	TCE
3'	<0.005
9'	<0.005
18'	<0.005

ERM-4	
Depth	TCE
14'	<0.005

ERM-3	
Depth	TCE
12'	<0.005

ERM-2	
Depth	TCE
14'	<0.005

MW-85	
Depth	TCE
4.75'	2.93
9.25'	8.59
14.25'	9.99
16.25'	6.58
24.75'	0.0911
28.75'	0.238

ERM-1	
Depth	TCE
4'	<0.005
12'	<0.005

DP-26	
Depth	TCE
11	0.032
16'	0.0445
24'	0.7980
28'	3.39

DP-08	
Depth	TCE
5.75'	66
11.25'	110
18.75'	3300

DP-25	
Depth	TCE
4.5'	15.8
6'	28.9
14'	22.3
17'	6.37
25.5'	2.55

DP-07	
Depth	TCE
5.75'	270
12.75'	200
23.75'	1

DP-11	
Depth	TCE
19.75'	1.2

DP-24	
Depth	TCE
9.5'	0.772
12'	0.63
18'	1.07
20.5'	0.664
27'	0.549

DP-23	
Depth	TCE
4.5'	44.8
10'	93.3
15'	17.9
20.5'	0.191

DP-09	
Depth	TCE
0.25'	0.96
5.25'	1.3

MPSB-04	
Depth	TCE
9'	0.02
15'	0.004
27'	0.0002

DP-27	
Depth	TCE
16.5	<0.0047
23.5'	0.0043 J
26.5'	<0.0044

ERM-9	
Depth	TCE
2'	0.009
8'	<0.005

MPSB-01	
Depth	TCE
5'	0.085
13'	0.009
25'	0.002

ERM-6	
Depth	TCE
11'	<0.005

DP-32	
Depth	TCE
4.5'	6.66
9.5'	36
12'	28.3
22.5'	7.4
27'	0.108

ERM-7	
Depth	TCE
8'	0.032

DP-06	
Depth	TCE
5.75'	13
8.75'	2.1
25.75'	3.2/4.6

DP-05	
Depth	TCE
21.75'	0.0039 J
24.75'	0.0021 J

MPSB-02	
Depth	TCE
NS	

DP-37	
Depth	TCE
7.5'	<0.0043
14'	<0.0043
19.5'	0.0472
24.5'	0.0288

MW-86	
Depth	TCE
3.75'	3.03
8.75'	40.3
14.25'	58.7
15.75'	28.7
21.25'	22.8
26.25'	137

ERM-8	
Depth	TCE
2'	0.012
8'	0.186

DP-31	
Depth	TCE
3'	0.698
9'	20.6
12'	22
22'	7.59
27'	3.02

DP-36	
Depth	TCE
6.5'	<0.0044
14'	0.98
19.5'	8.79
21.5'	4.7
25.5'	1.18

MPSB-03	
Depth	TCE
13'	0.002
15'	0.004
19'	0.007

DP-35	
Depth	TCE
8'	0.04
13'	0.121
17'	2.03
21.5'	2.14

DP-30	
Depth	TCE
4.5'	4.03
8'	21.4
13.5'	55.2
22'	1.66

DP-34	
Depth	TCE
10'	0.0354
14.5'	1.52
17'	3.48
21'	1.04
25'	2.08

DP-29	
Depth	TCE
3'	135
9'	87.4
14.5	20.7
20.5'	1.74

DP-28	
Depth	TCE
4.5'	11.9
7.5'	18.1
12'	3.59
17'	1.59
20.5'	0.0853

DP-33	
Depth	TCE
2'	1.08
5.5'	3.14
11.5'	0.205
21.5'	0.0959

LEGEND

- FORMER LINEAR DRAINAGE FEATURE
- DP BORINGS (DECEMBER 2013 - JUNE 2014)
- MONITORING WELLS
- ERM BORINGS (DECEMBER 1999)
- MPSB BORINGS (DECEMBER 1996)

Notes:
NS = Not Sampled
TCE Concentrations in mg/kg

APPROX. SCALE (ft.)
0 30

AERIAL PHOTOGRAPH OBTAINED FROM GOOGLE EARTH PRO. PHOTO TAKEN MAY 6, 2014.

TRICHLOROETHYLENE (TCE) CONCENTRATION IN SOIL SAMPLE LOCATIONS

WHIRLPOOL FACILITY
FORT SMITH, ARKANSAS

ENVIRON

FIGURE 7

DRAFTED BY: CKL | DATE: 8/5/14 | 3433253A

L:\Loop Project Files\00_CAD FILES\34\NMRS_Whirlpool Ft. Smith LitSup 3433233A\07_TCE at Soil Sample Loc.dwg

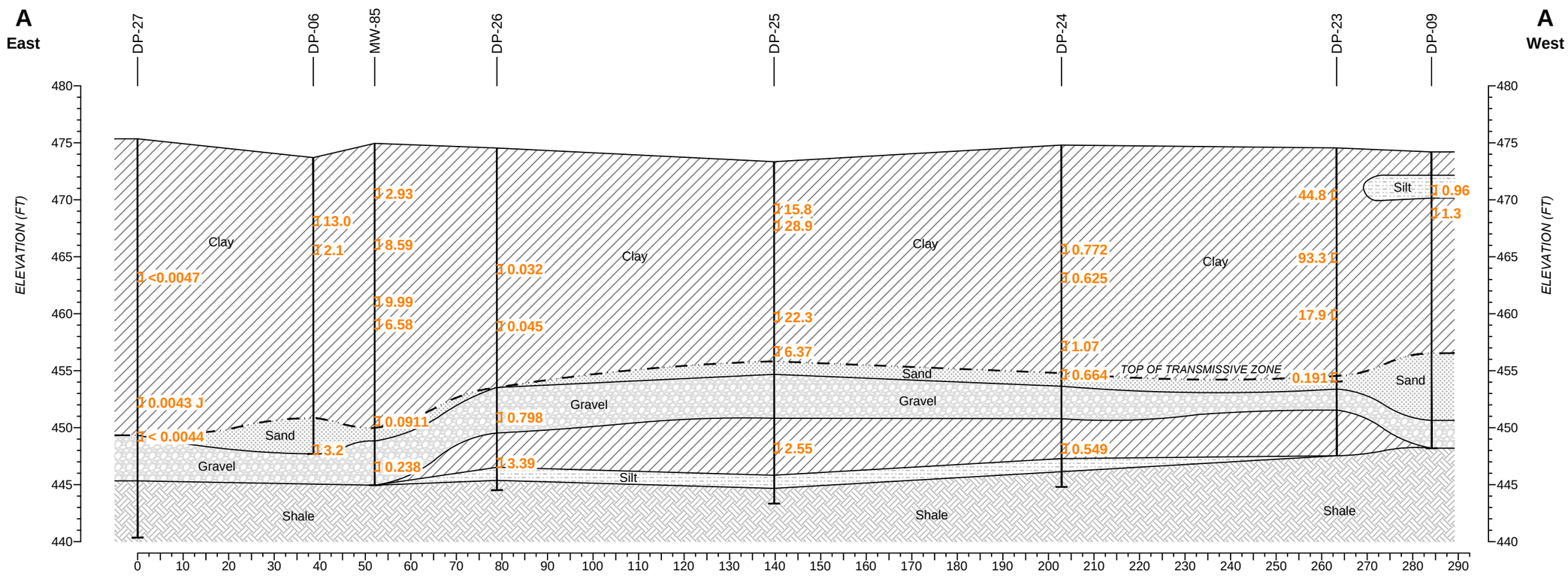

CROSS-SECTION A-A'

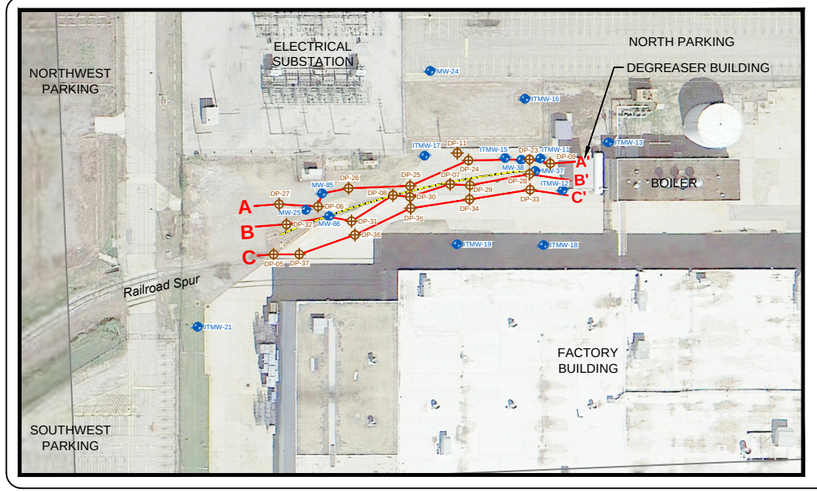

CROSS-SECTION OVERVIEW

APPROX. SCALE (ft.)
0 150

LITHOLOGY	
SHALE	SAND
CLAY	GRAVEL
SILT	

LEGEND	
DP BORINGS	
MONITORING WELLS	
BORING	
200	TCE CONCENTRATION (mg/kg)

NOTE:
Vertical Exaggeration is 2.5x.

CROSS-SECTION A-A'
WHIRLPOOL FACILITY
FORT SMITH, ARKANSAS

ENVIRON

FIGURE 8

DRAFTED BY: CKL | DATE: 7/31/14 | 3433233A

L:\Loop Project Files\00_CAD FILES\34\NMRS_Whirlpool Ft. Smith LitSup 3433233A\08-10_Cross Sections.dwg

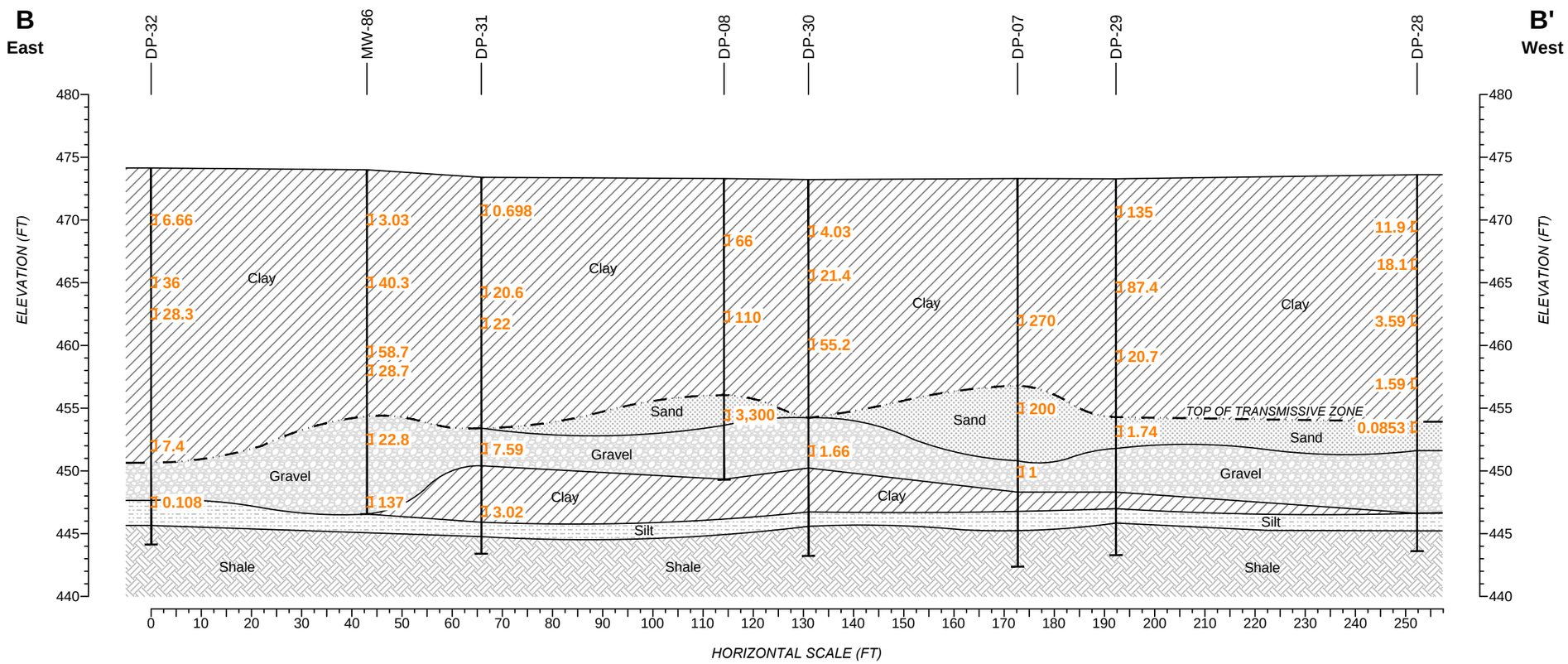

CROSS-SECTION B-B'

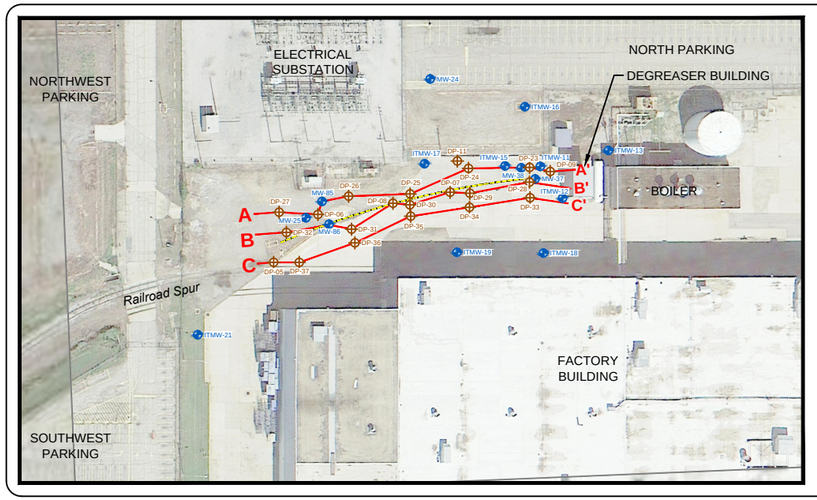

CROSS-SECTION OVERVIEW

APPROX. SCALE (ft.)
0 150

LITHOLOGY	
SHALE	SAND
CLAY	GRAVEL
SILT	

LEGEND	
DP BORINGS	
MONITORING WELLS	
BORING	
200	TCE CONCENTRATION (mg/kg)

NOTE:
Vertical Exaggeration is 2.5x.

CROSS-SECTION B-B'
WHIRLPOOL FACILITY
FORT SMITH, ARKANSAS

ENVIRON

FIGURE 9

DRAFTED BY: CKL | DATE: 7/31/14 | 3433233A

L:\Loop Project Files\00_CAD FILES\34\NMRS_Whirlpool Ft. Smith LitSup 3433233A\08-10_Cross Sections.dwg

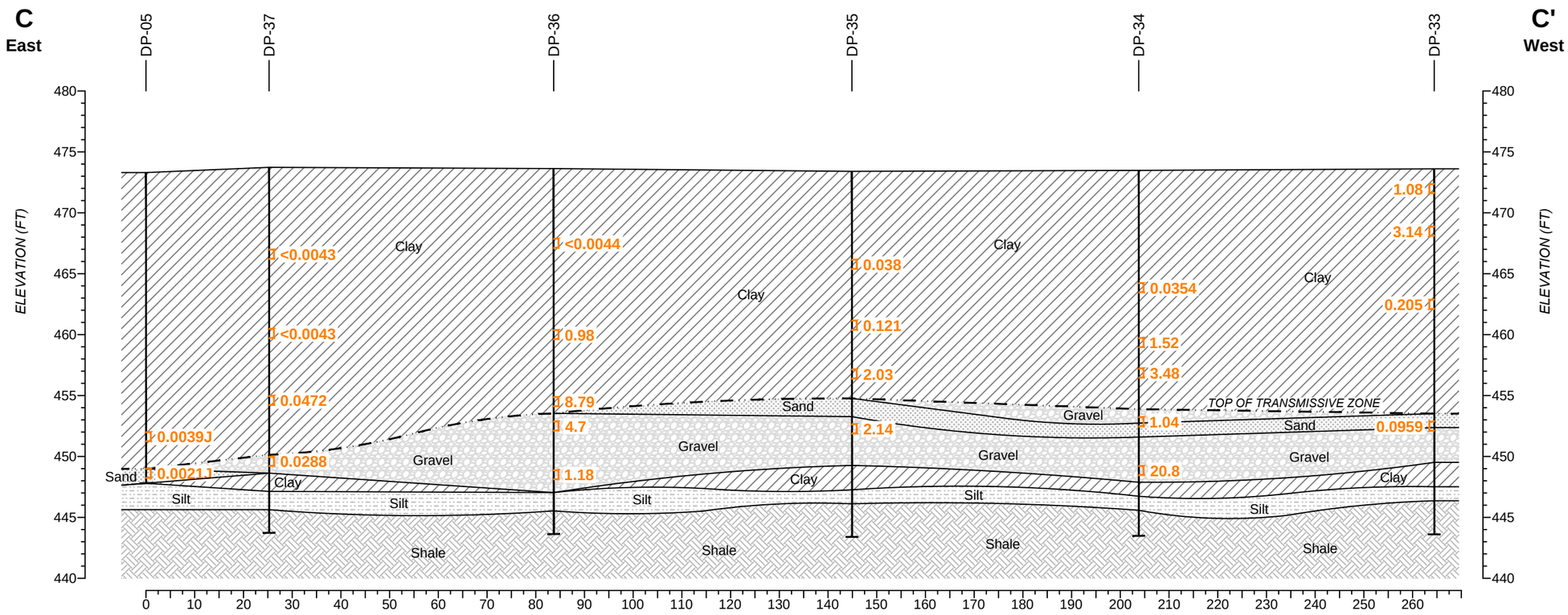

CROSS-SECTION C-C'

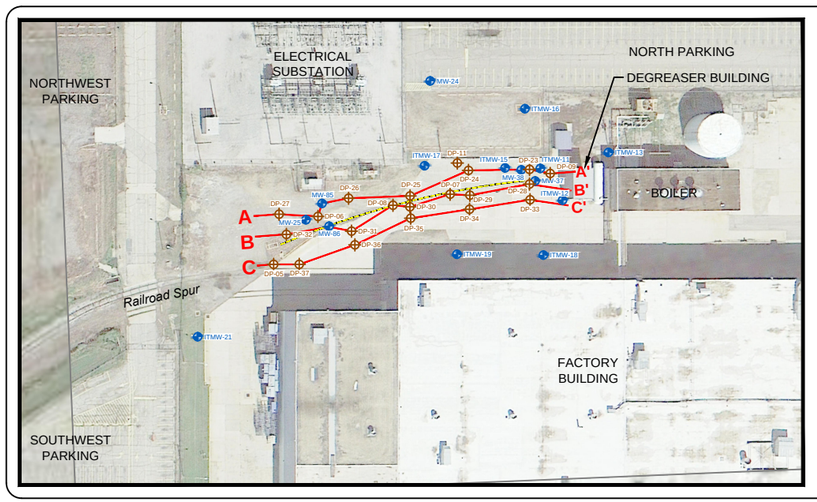

CROSS-SECTION OVERVIEW

APPROX. SCALE (ft.)
0 150

LITHOLOGY	
SHALE	SAND
CLAY	GRAVEL
SILT	

LEGEND	
DP BORINGS	
MONITORING WELLS	
BORING	
200	TCE CONCENTRATION (mg/kg)

NOTE:
Vertical Exaggeration is 2.5x.

CROSS-SECTION C-C'
WHIRLPOOL FACILITY
FORT SMITH, ARKANSAS

ENVIRON

FIGURE
10

DRAFTED BY: CKL | DATE: 7/31/14 | 3433233A

L:\Loop Project Files\00_CAD FILES\34\NMRS_Whirlpool Ft. Smith LitSup 3433233A\08-10_Cross Sections.dwg

Appendix A

MIP and Boring Logs Prior to June 2014

ENVIRON MIP Logs
2013-2014

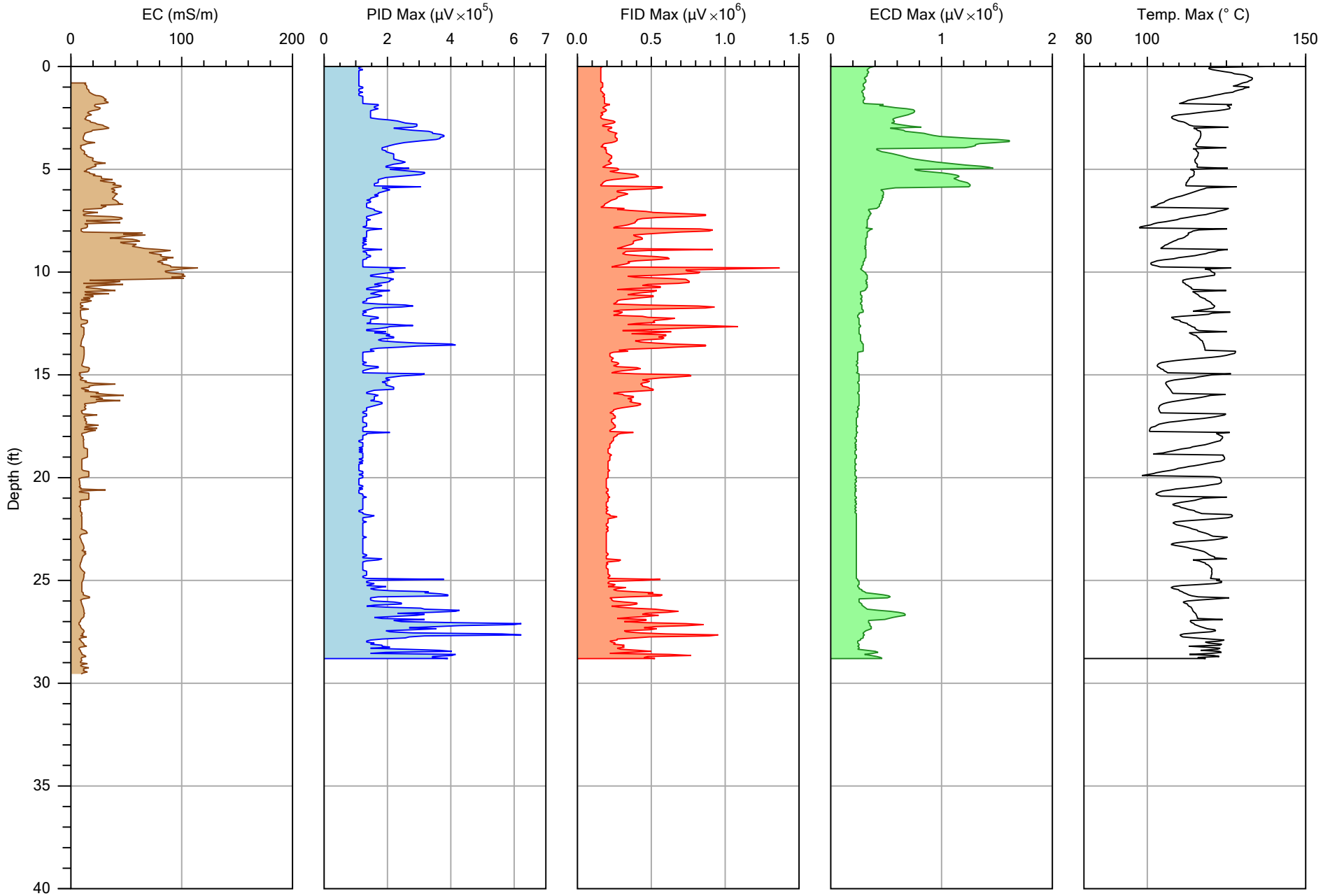

COLUMBIA TECHNOLOGIES

Company: COLUMBIA Technologies	Operator: DJM	File: M01.DAT
		Date: 9/23/2013
Project ID: Fort Smith	Client: ENVIRON	Location:

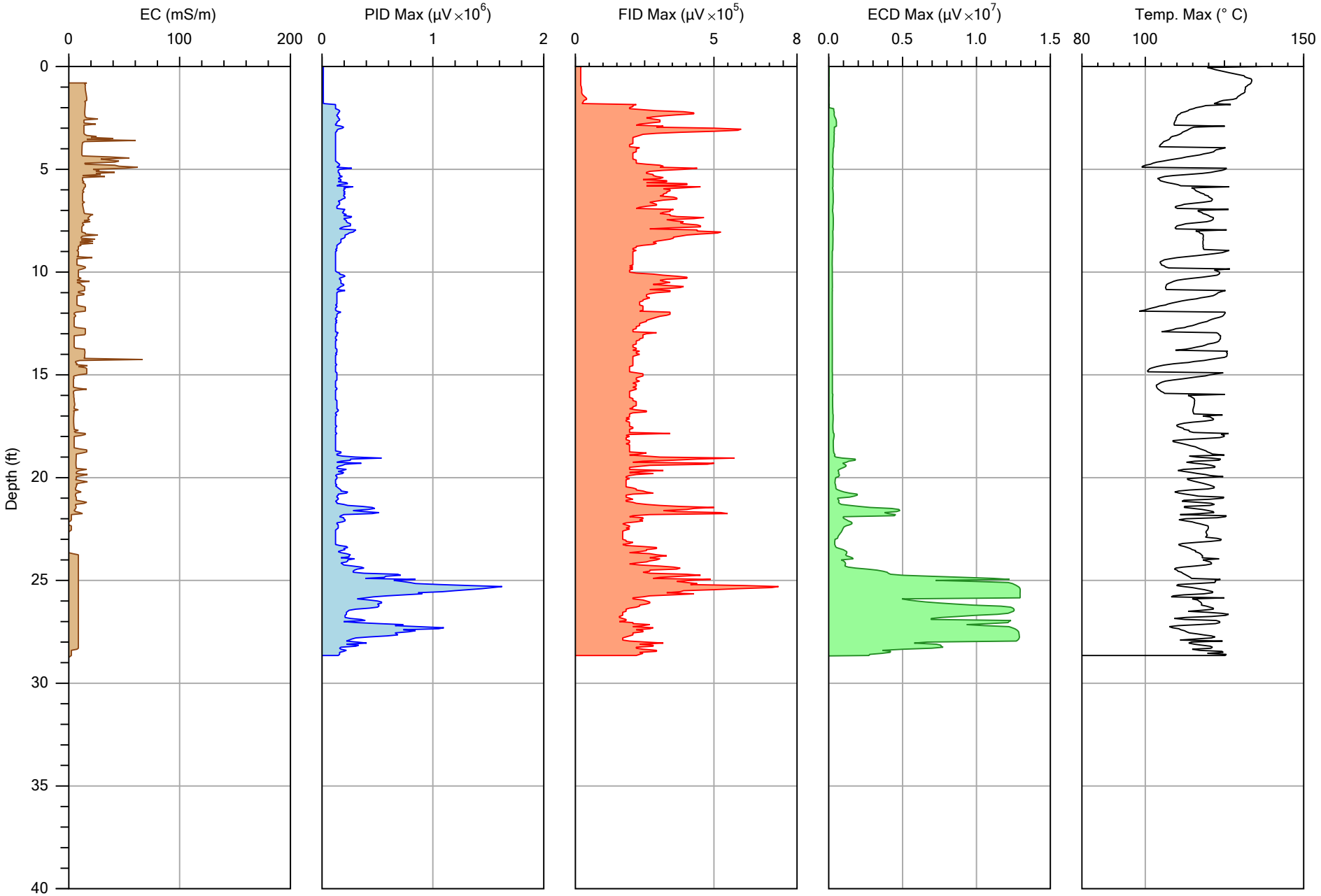

COLUMBIA TECHNOLOGIES

Company: COLUMBIA Technologies	Operator: DJM	File: M05.DAT
Project ID: Fort Smith	Client: ENVIRON	Date: 9/23/2013
		Location:

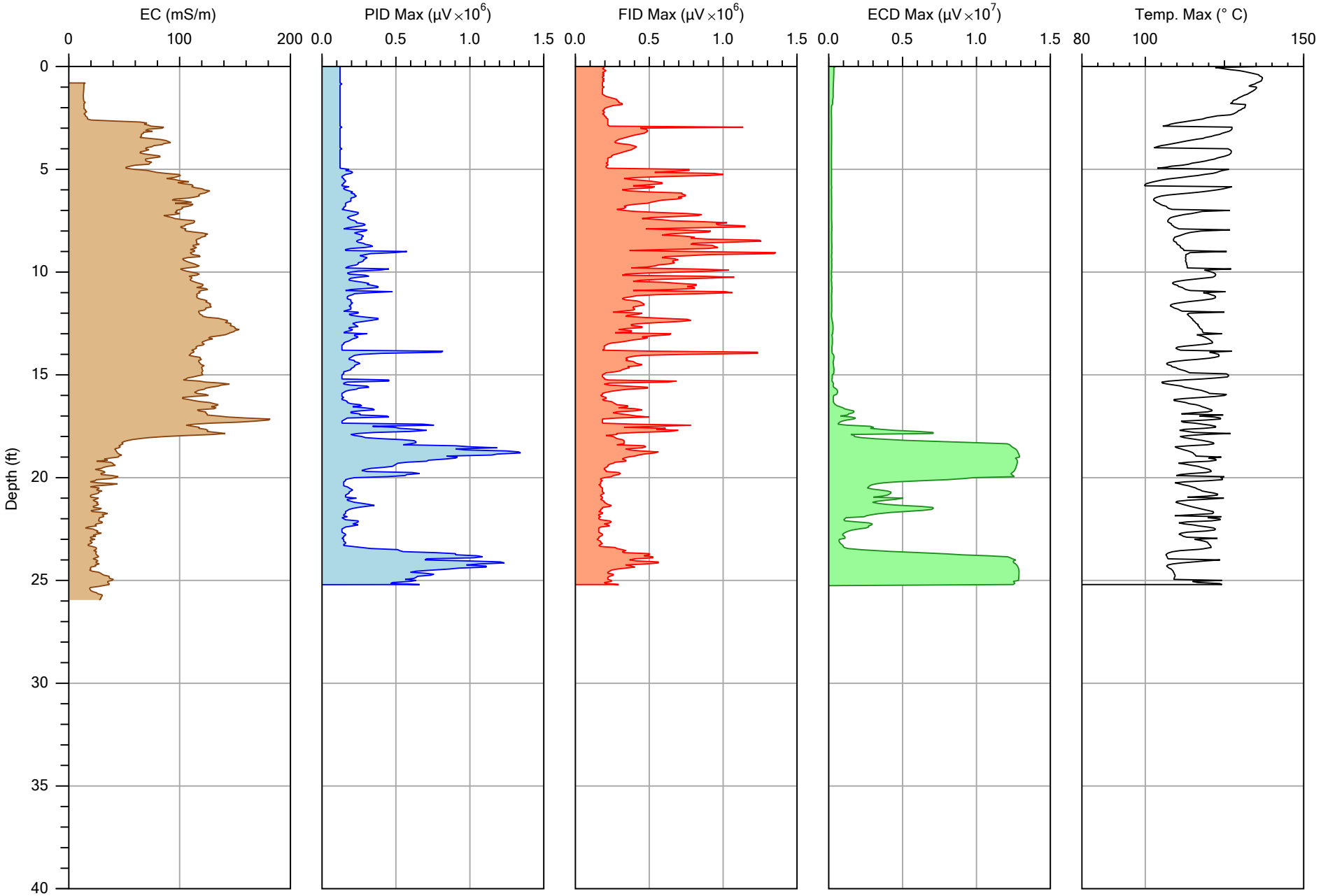

COLUMBIA TECHNOLOGIES

Company: COLUMBIA Technologies	Operator: DJM	File: M08.DAT
Project ID: Fort Smith	Client: ENVIRON	Date: 9/23/2013
		Location:

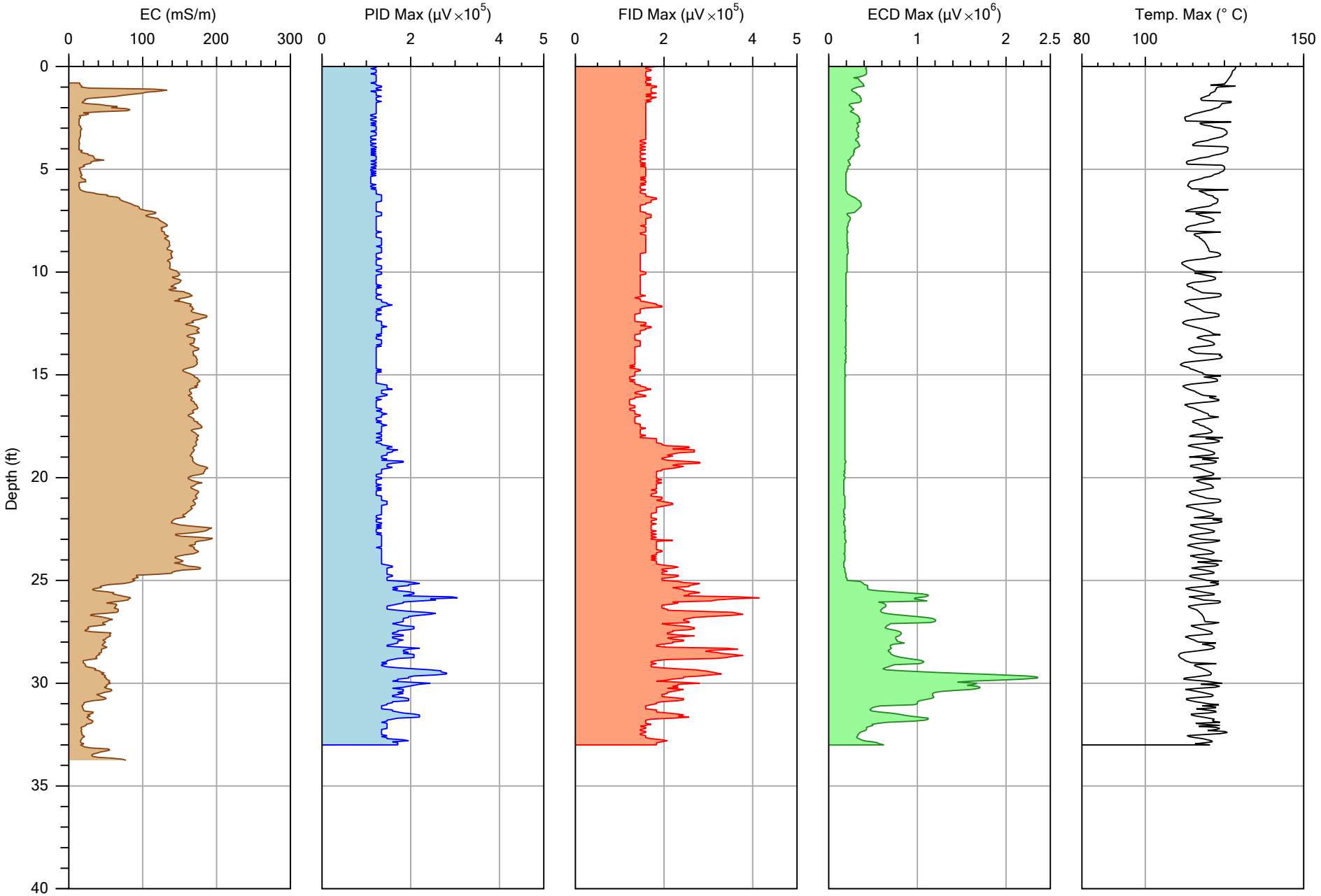

COLUMBIA TECHNOLOGIES

Company: COLUMBIA Technologies	Operator: DJM	File: M13.DAT
		Date: 9/18/2013
Project ID: Fort Smith	Client: ENVIRON	Location:

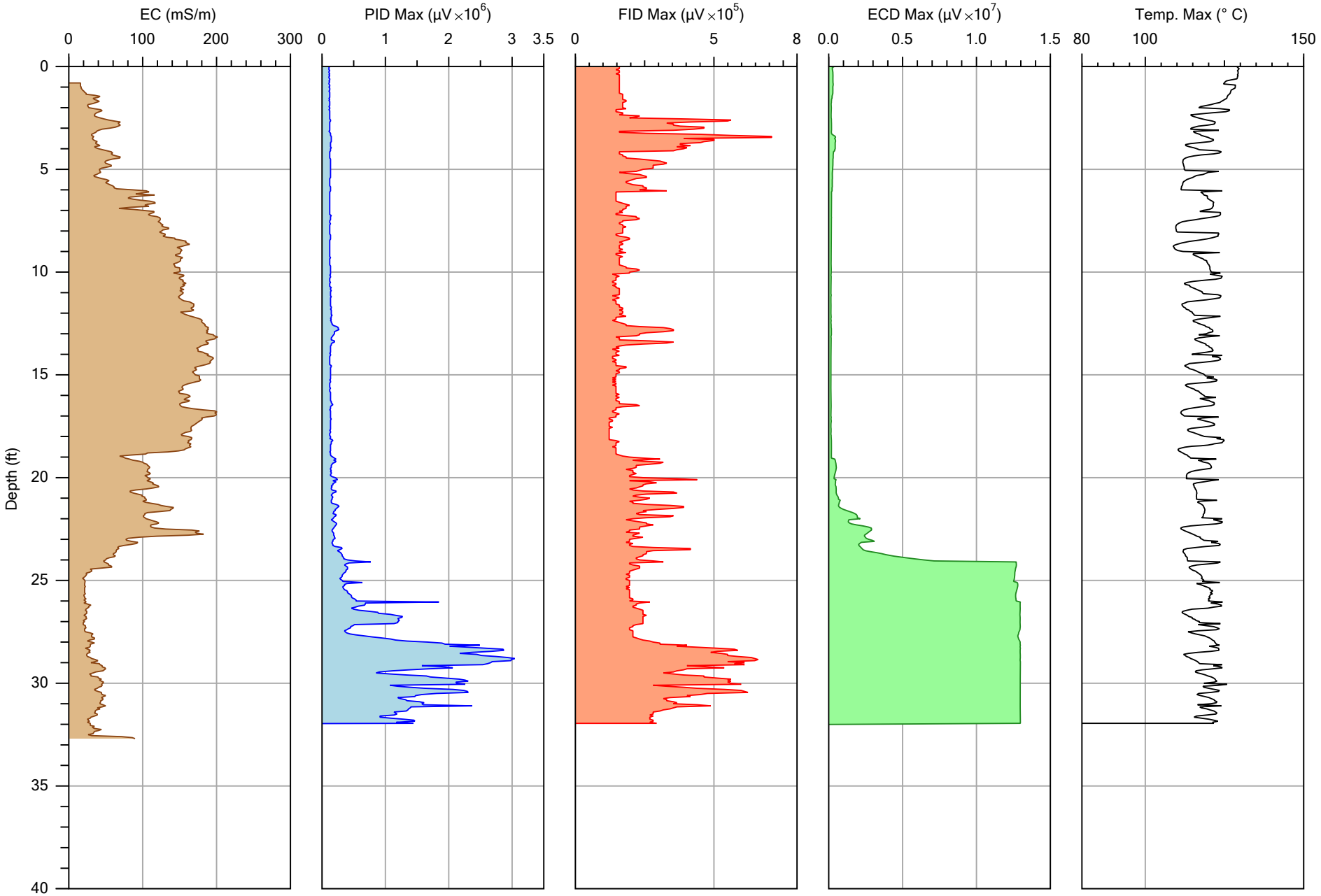

COLUMBIA TECHNOLOGIES

Company: COLUMBIA Technologies	Operator: DJM	File: M15.DAT
Project ID: Fort Smith	Client: ENVIRON	Date: 9/18/2013
		Location:

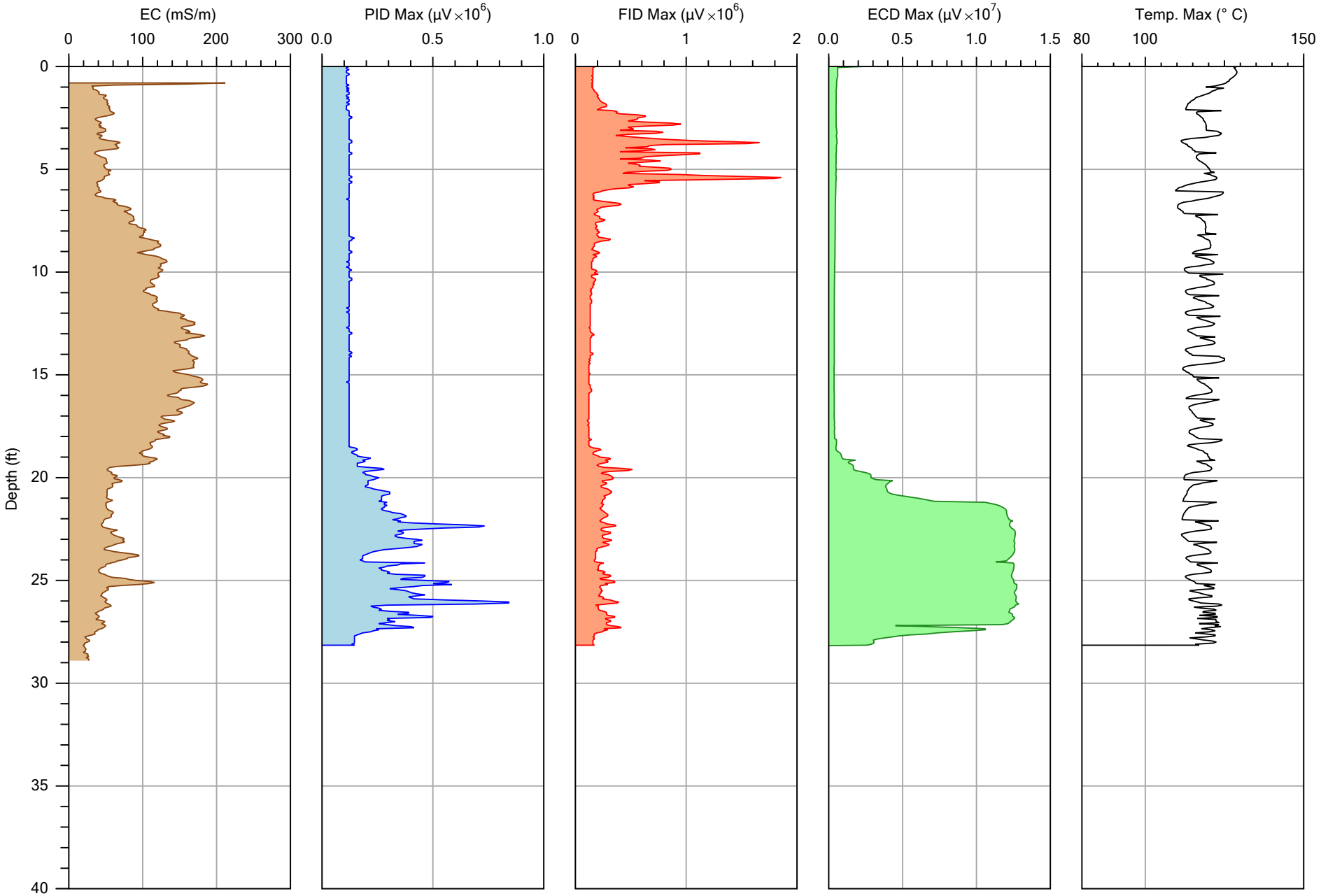

COLUMBIA TECHNOLOGIES

Company: COLUMBIA Technologies	Operator: DJM	File: M17.DAT
		Date: 9/18/2013
Project ID: Fort Smith	Client: ENVIRON	Location:

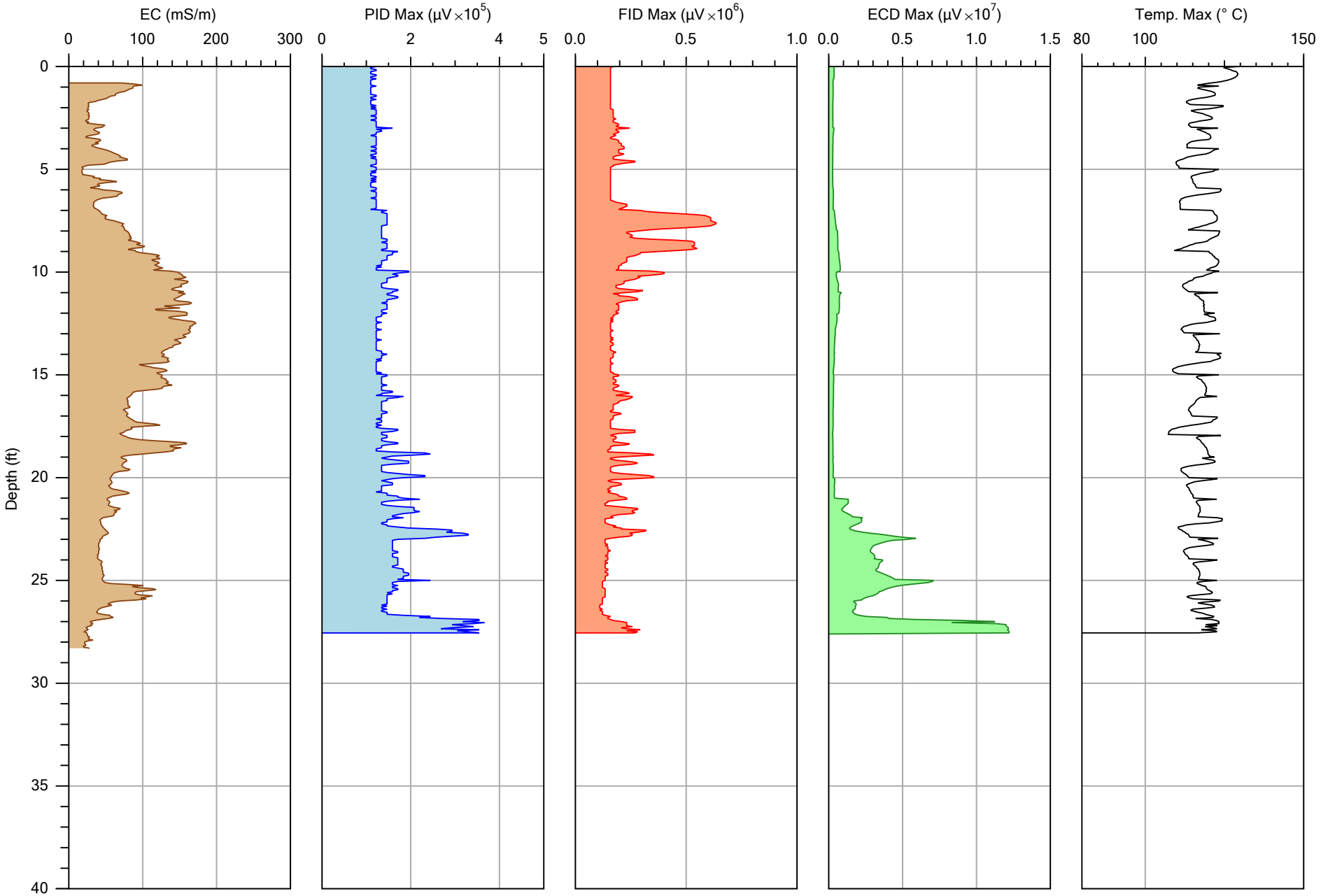

COLUMBIA TECHNOLOGIES

Company: COLUMBIA Technologies	Operator: DJM	File: M19.DAT
		Date: 9/18/2013
Project ID: Fort Smith	Client: ENVIRON	Location:

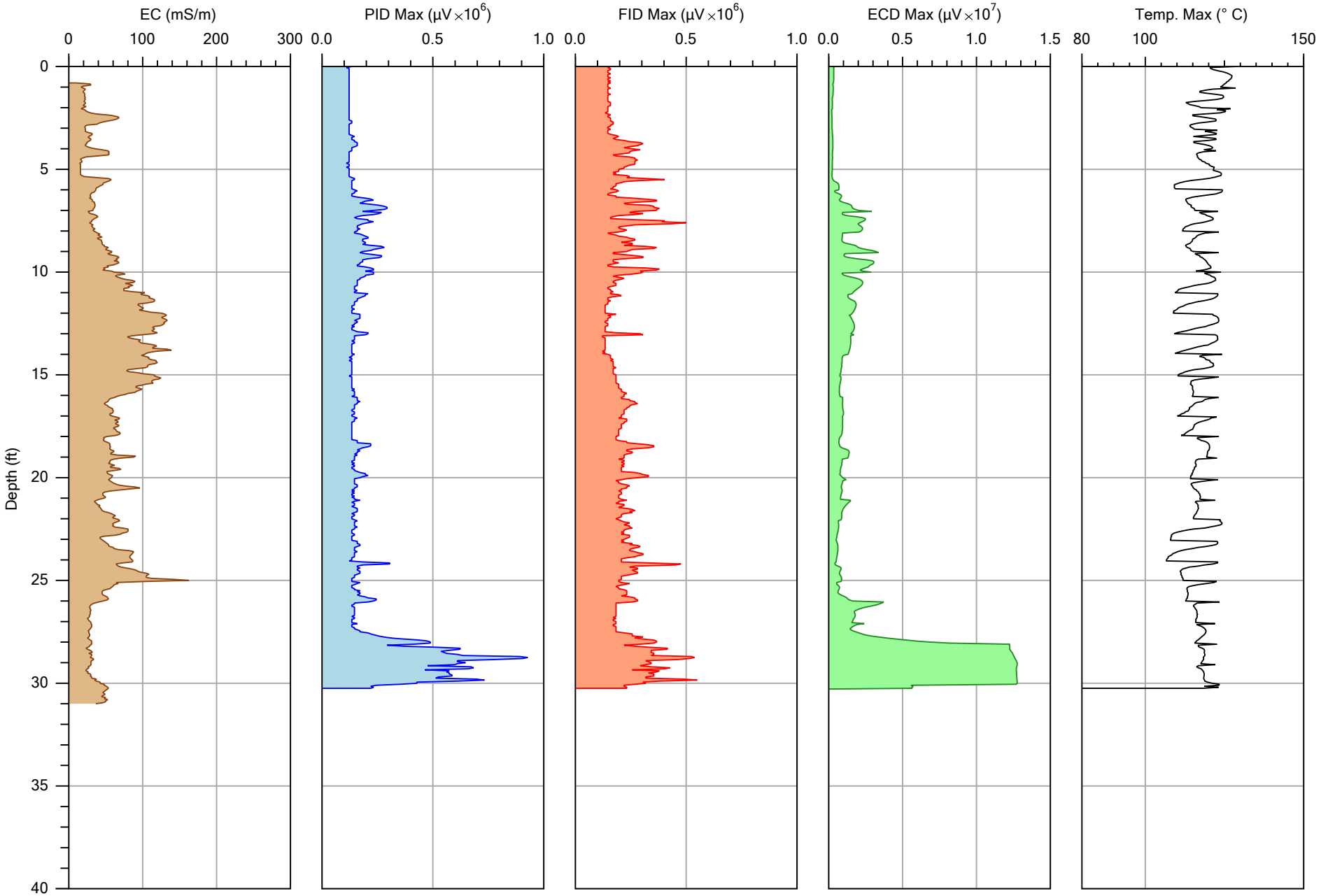

COLUMBIA TECHNOLOGIES

Company: COLUMBIA Technologies	Operator: DJM	File: M21.DAT
		Date: 9/18/2013
Project ID: Fort Smith	Client: ENVIRON	Location:

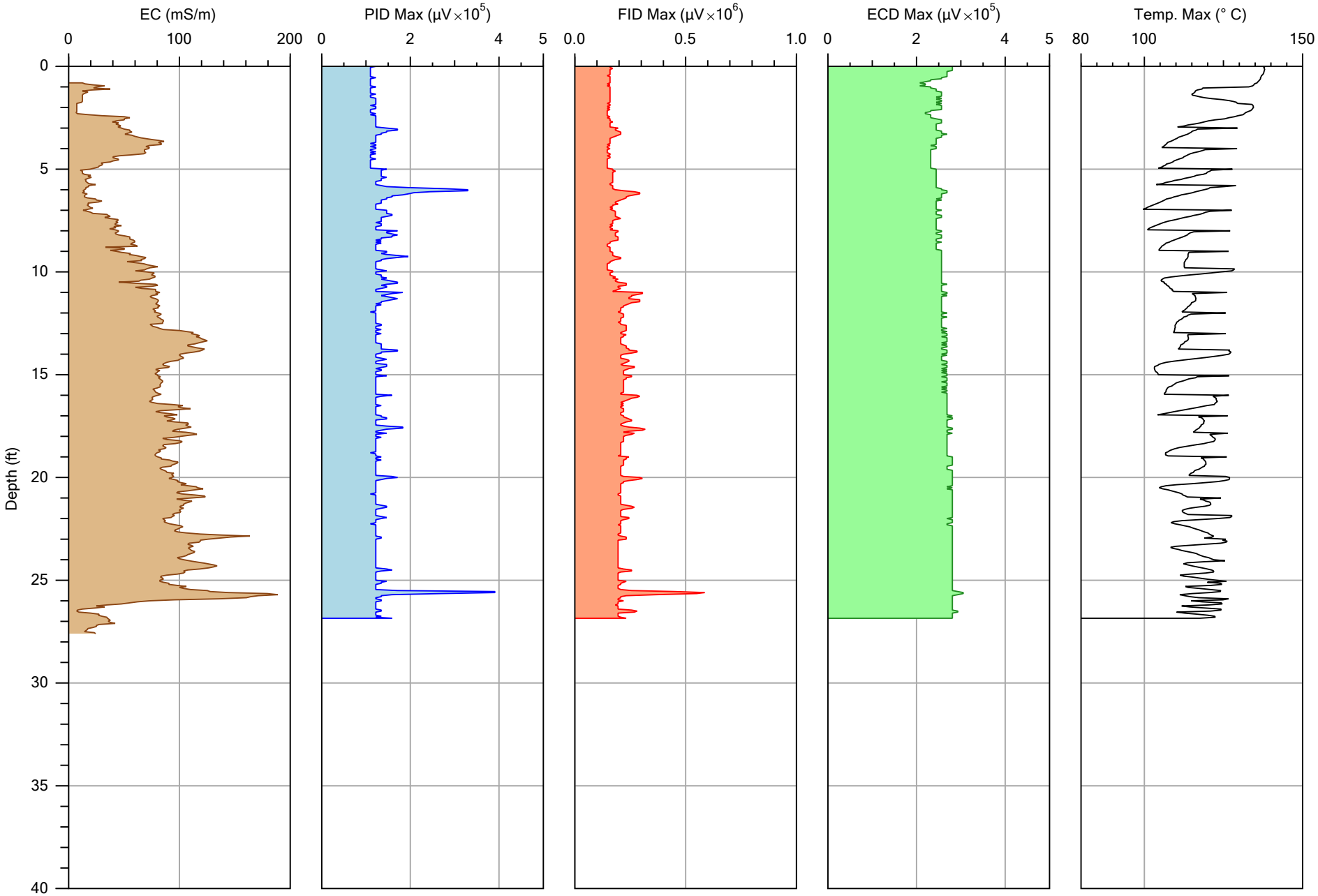

COLUMBIA TECHNOLOGIES

Company: COLUMBIA Technologies	Operator: DJM	File: M28.DAT
		Date: 9/27/2013
Project ID: Fort Smith	Client: ENVIRON	Location:

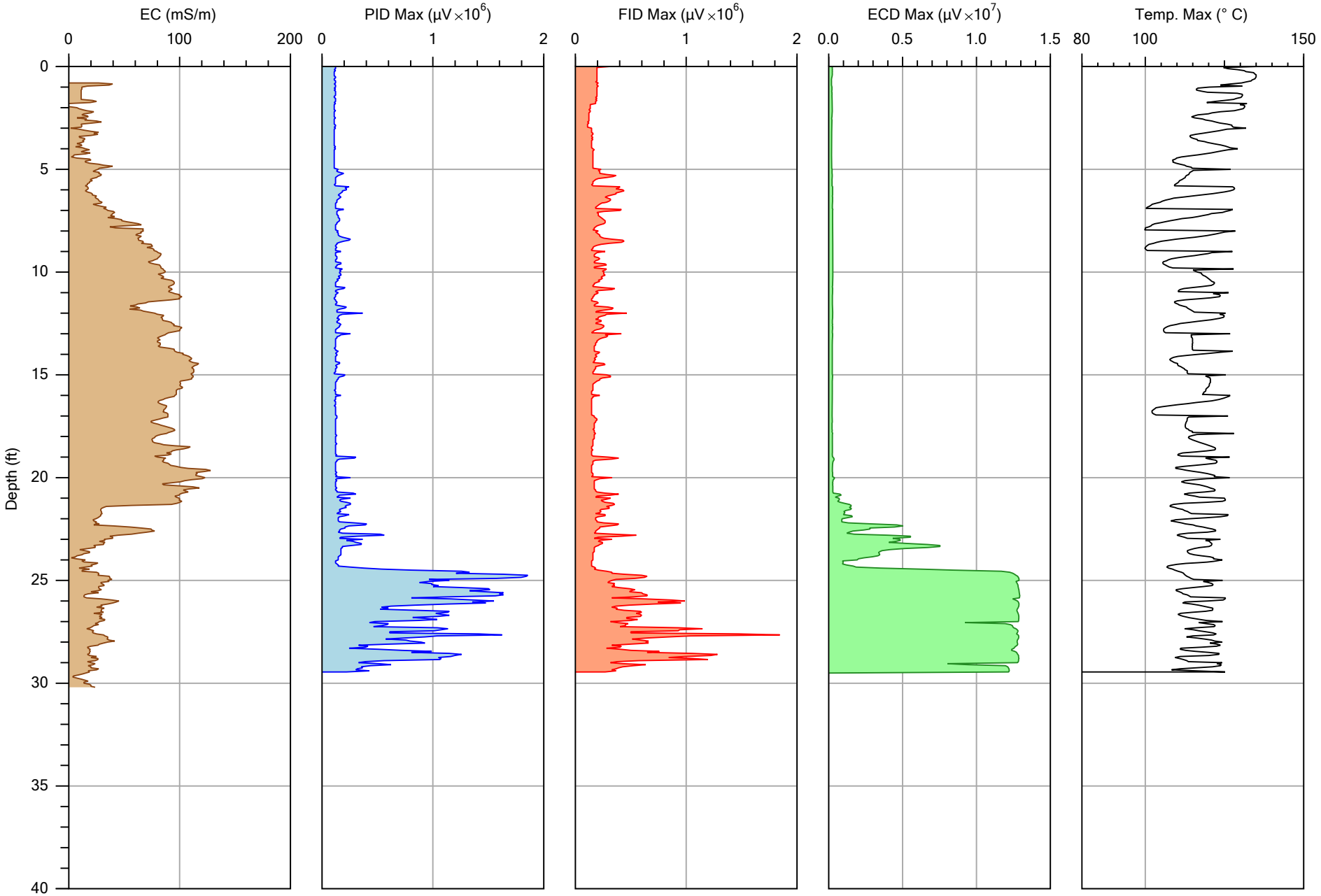

COLUMBIA TECHNOLOGIES

Company: COLUMBIA Technologies	Operator: DJM	File: M29.DAT
Project ID: Fort Smith	Client: ENVIRON	Date: 9/26/2013
		Location:

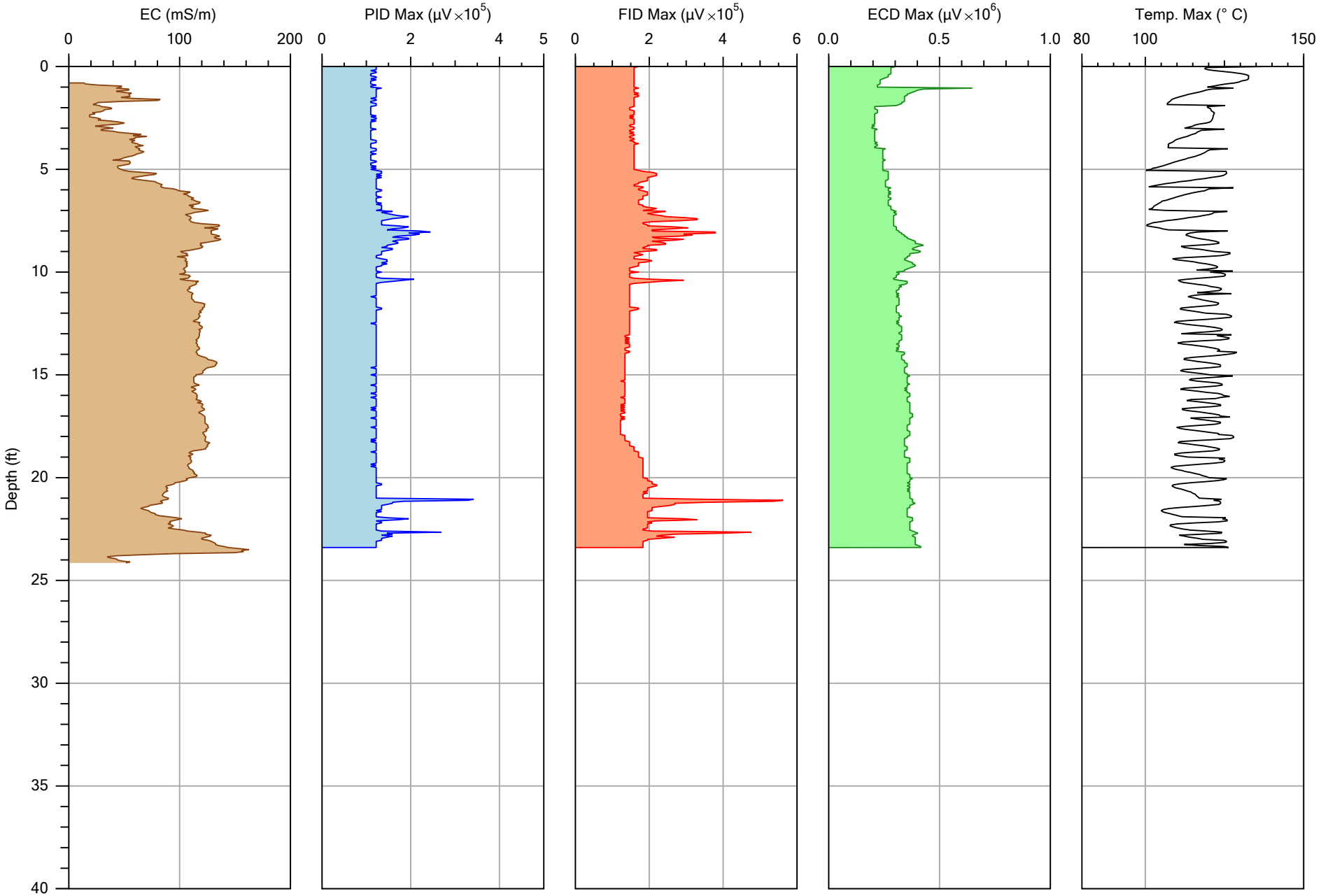

COLUMBIA TECHNOLOGIES

Company: COLUMBIA Technologies	Operator: DJM	File: M73.DAT
		Date: 9/24/2013
Project ID: Fort Smith	Client: ENVIRON	Location:

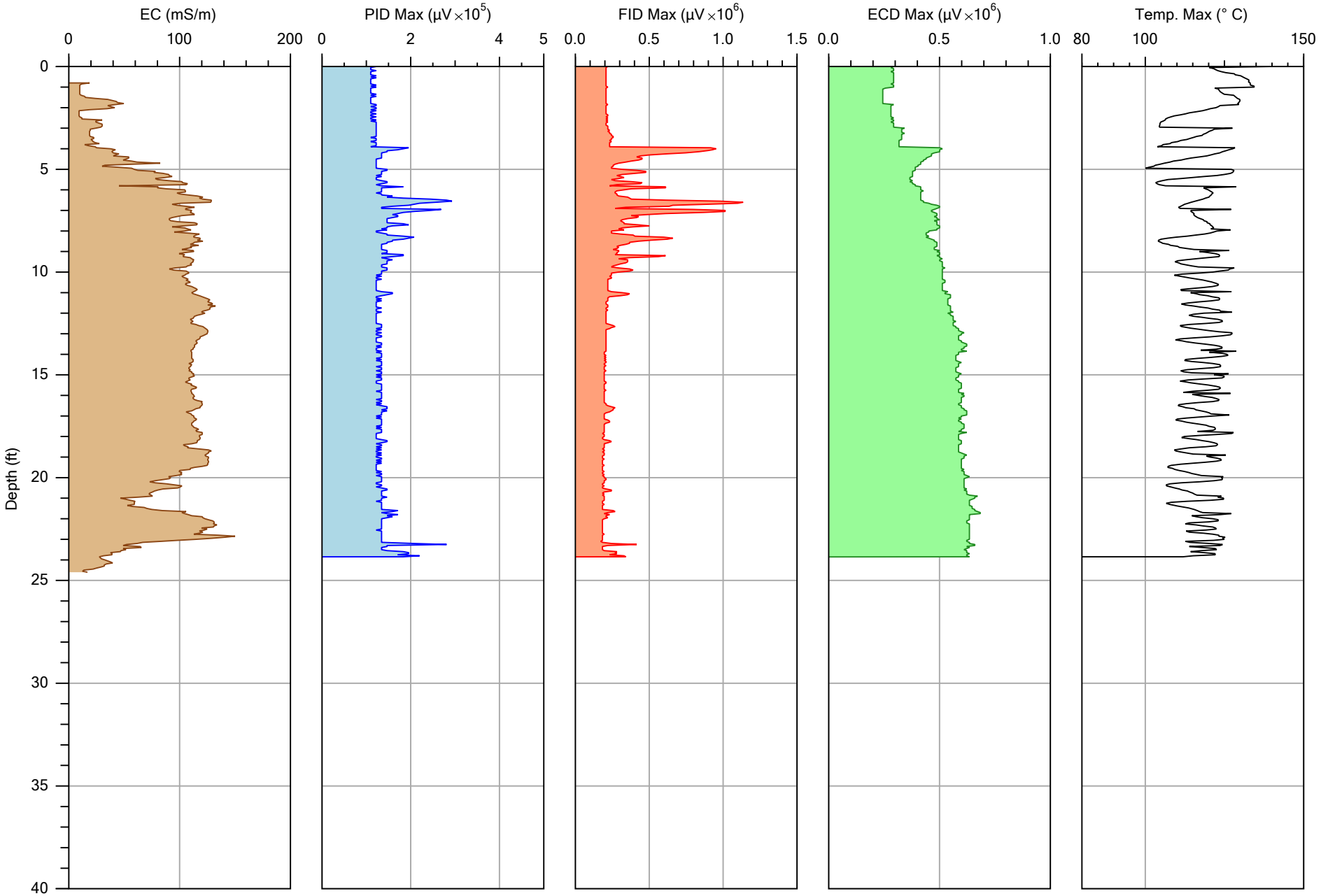

COLUMBIA TECHNOLOGIES

Company: COLUMBIA Technologies	Operator: DJM	File: M74.DAT
Project ID: Fort Smith	Client: ENVIRON	Date: 9/24/2013
		Location:

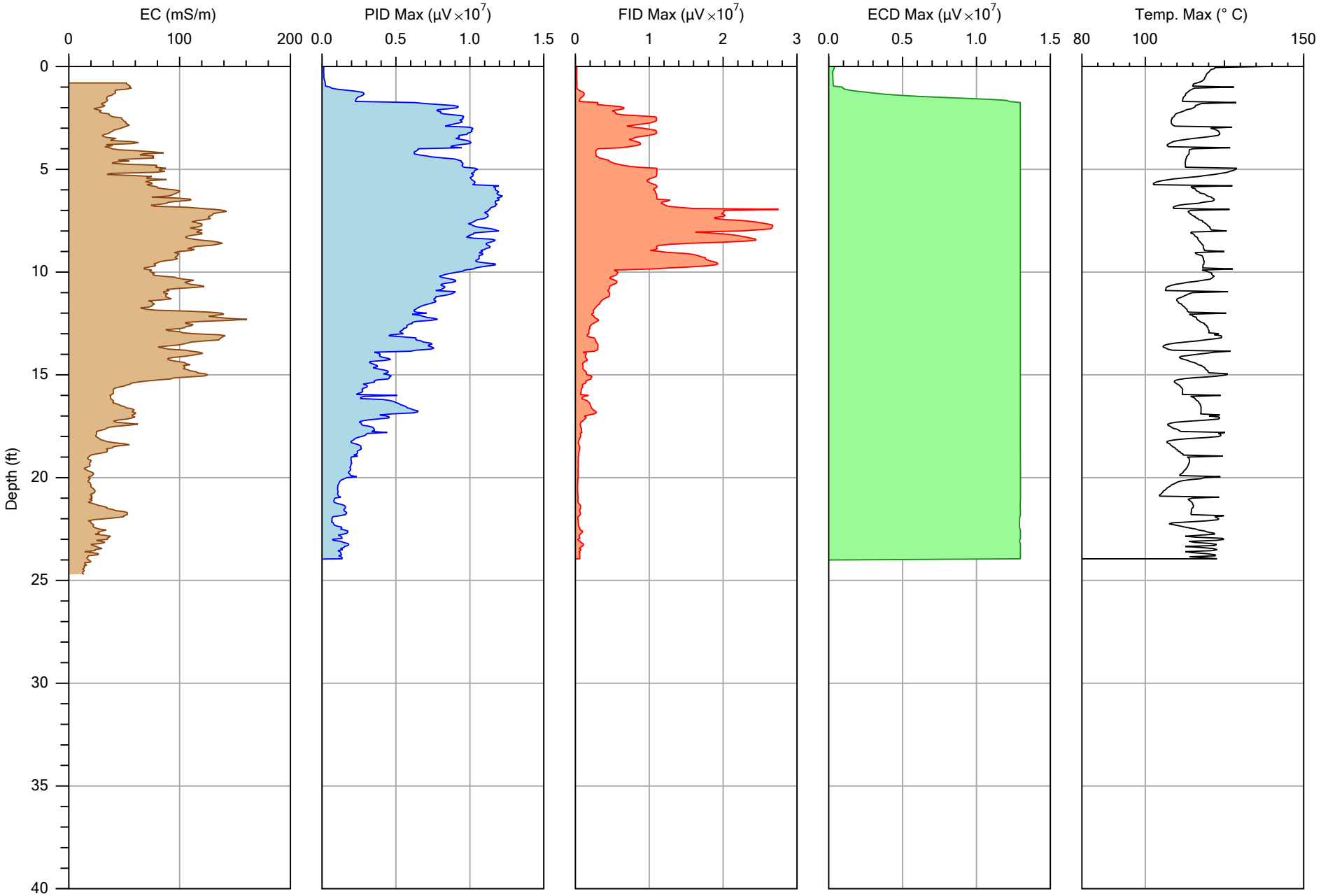

COLUMBIA TECHNOLOGIES

Company: COLUMBIA Technologies	Operator: DJM	File: M78.DAT
Project ID: Fort Smith	Client: ENVIRON	Date: 9/23/2013
		Location:

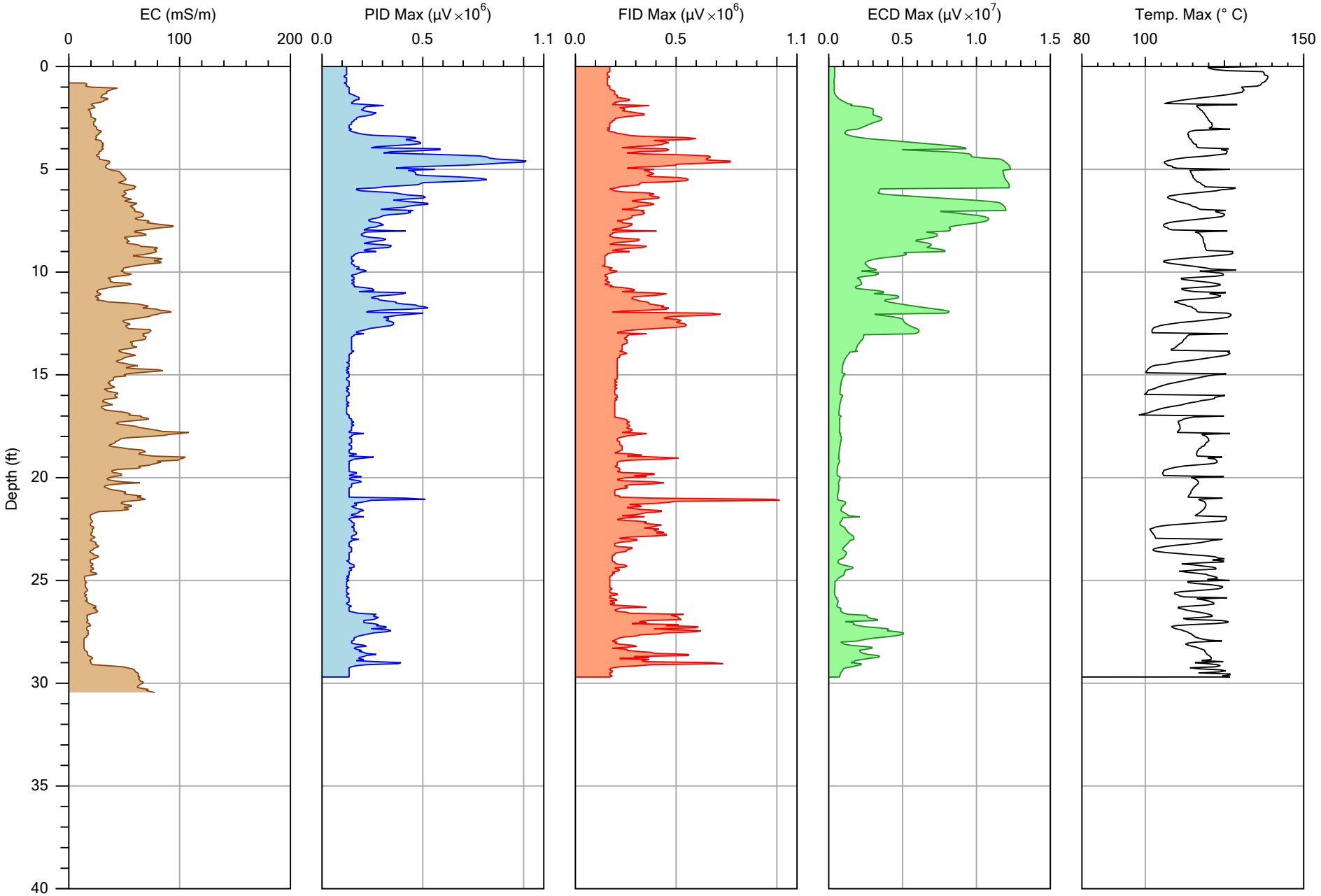

COLUMBIA TECHNOLOGIES

Company: COLUMBIA Technologies	Operator: DJM	File: M80.DAT
		Date: 9/24/2013
Project ID: Fort Smith	Client: ENVIRON	Location:

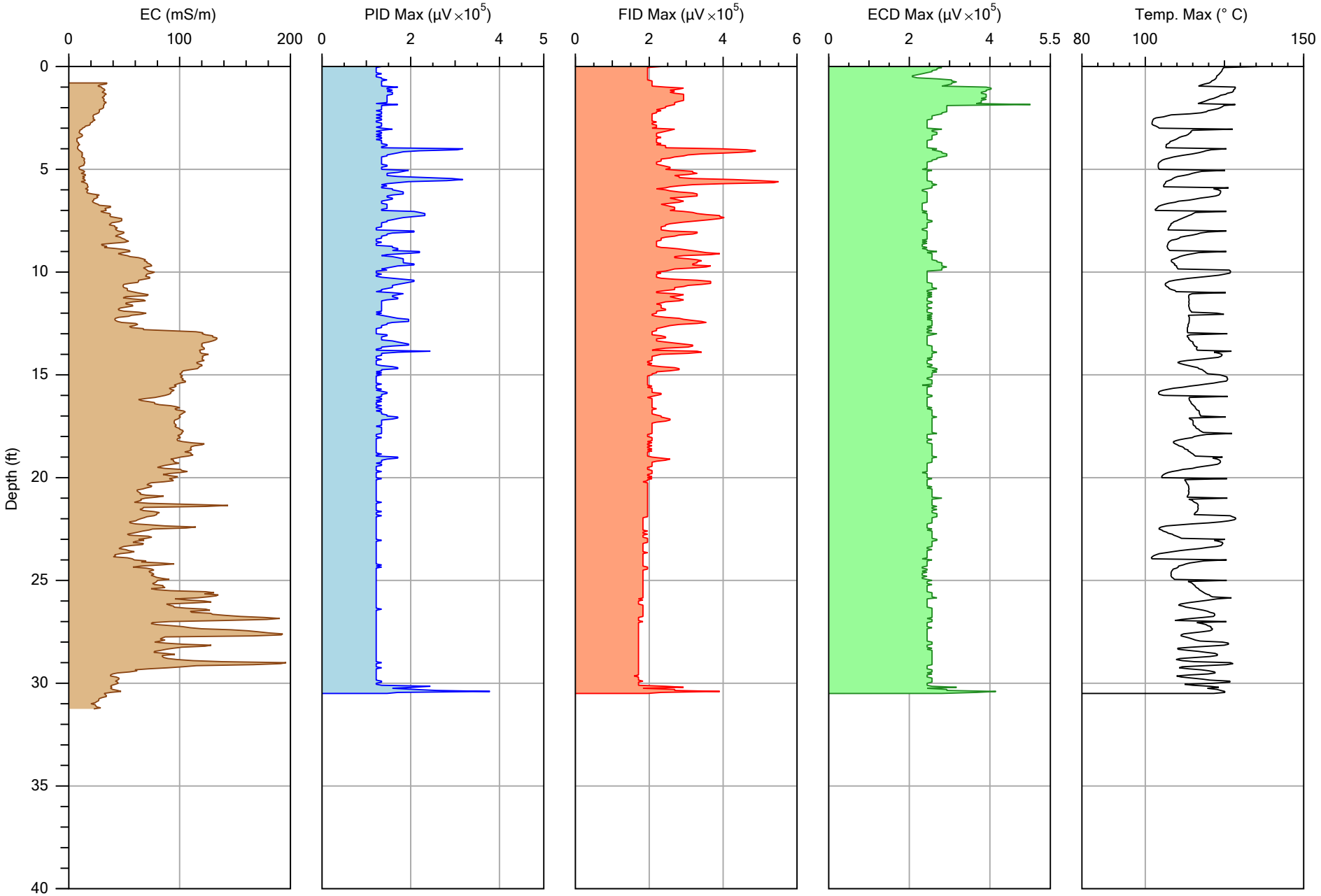

COLUMBIA TECHNOLOGIES

Company: COLUMBIA Technologies	Operator: DJM	File: M81.DAT
		Date: 9/27/2013
Project ID: Fort Smith	Client: ENVIRON	Location:

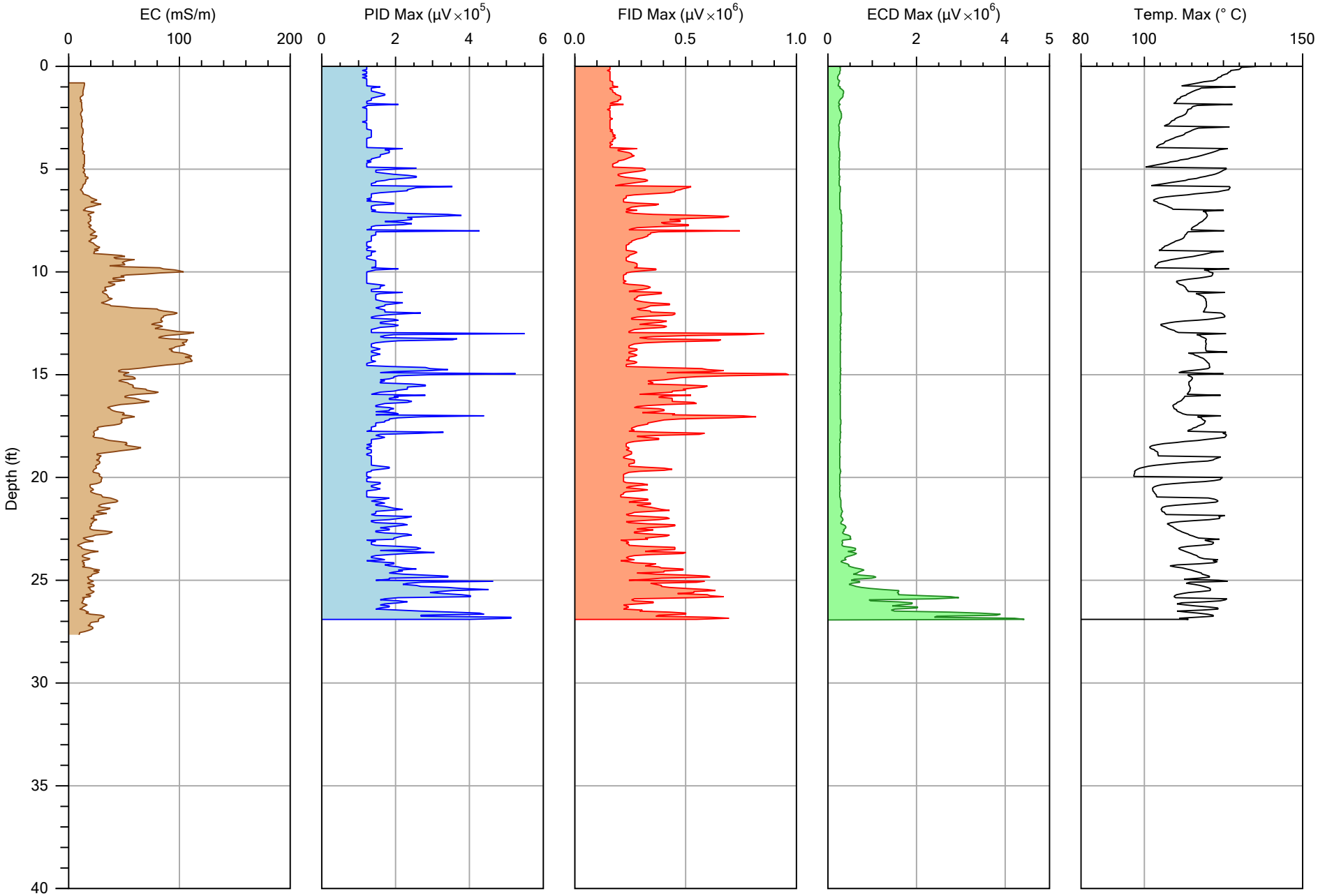

COLUMBIA TECHNOLOGIES

Company: COLUMBUS Technologies	Operator: DJM	File: M101.DAT
		Date: 9/26/2013
Project ID: Fort Smith	Client: ENVIRON	Location:

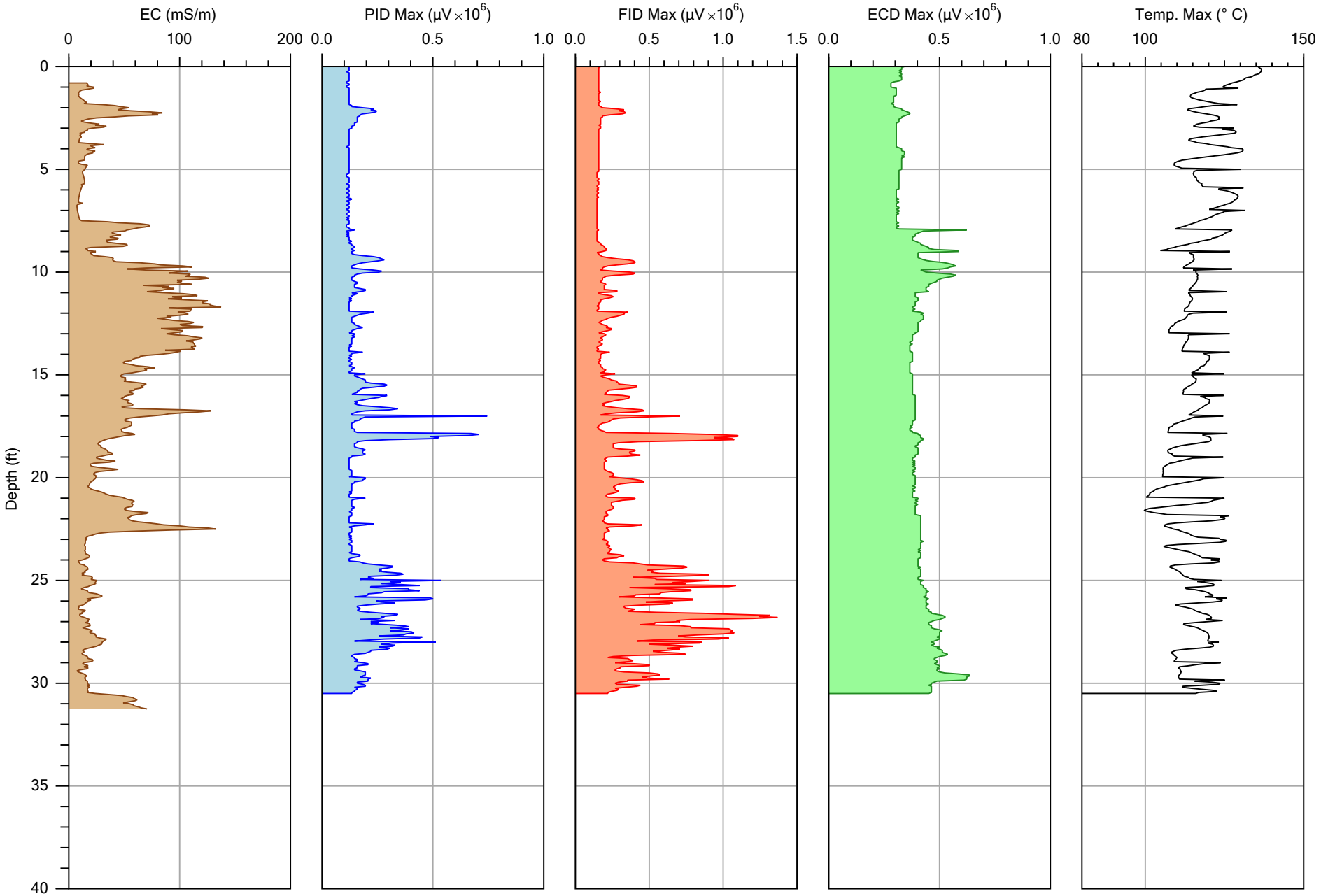

COLUMBIA TECHNOLOGIES

Company: COLUMBIA Technologies	Operator: DJM	File: M102.DAT
Project ID: Fort Smith	Client: ENVIRON	Date: 9/26/2013
		Location:

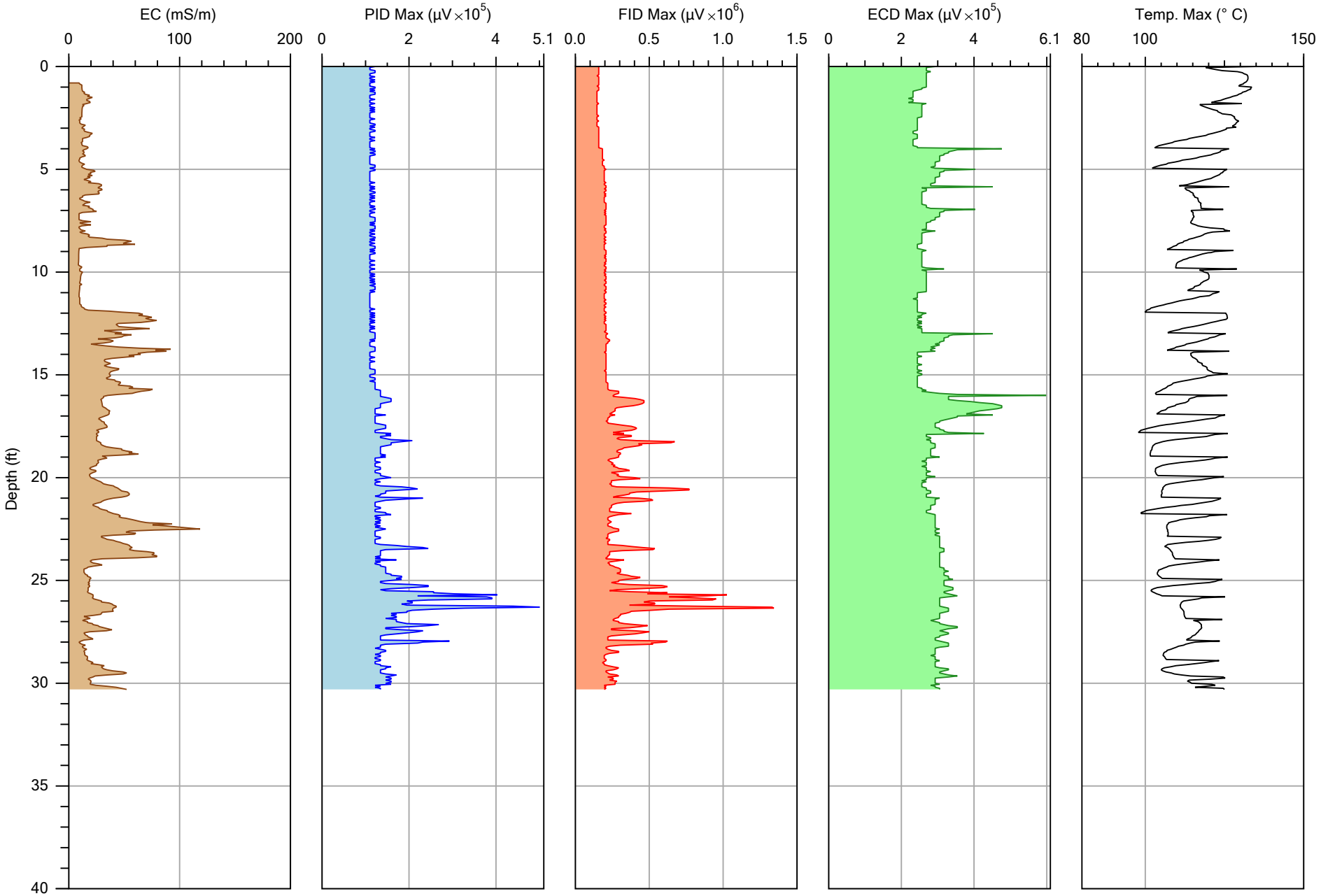

COLUMBIA TECHNOLOGIES

Company: COLUMBIA Technologies	Operator: DJM	File: M103.DAT
Project ID: Fort Smith	Client: ENVIRON	Date: 9/26/2013
		Location:

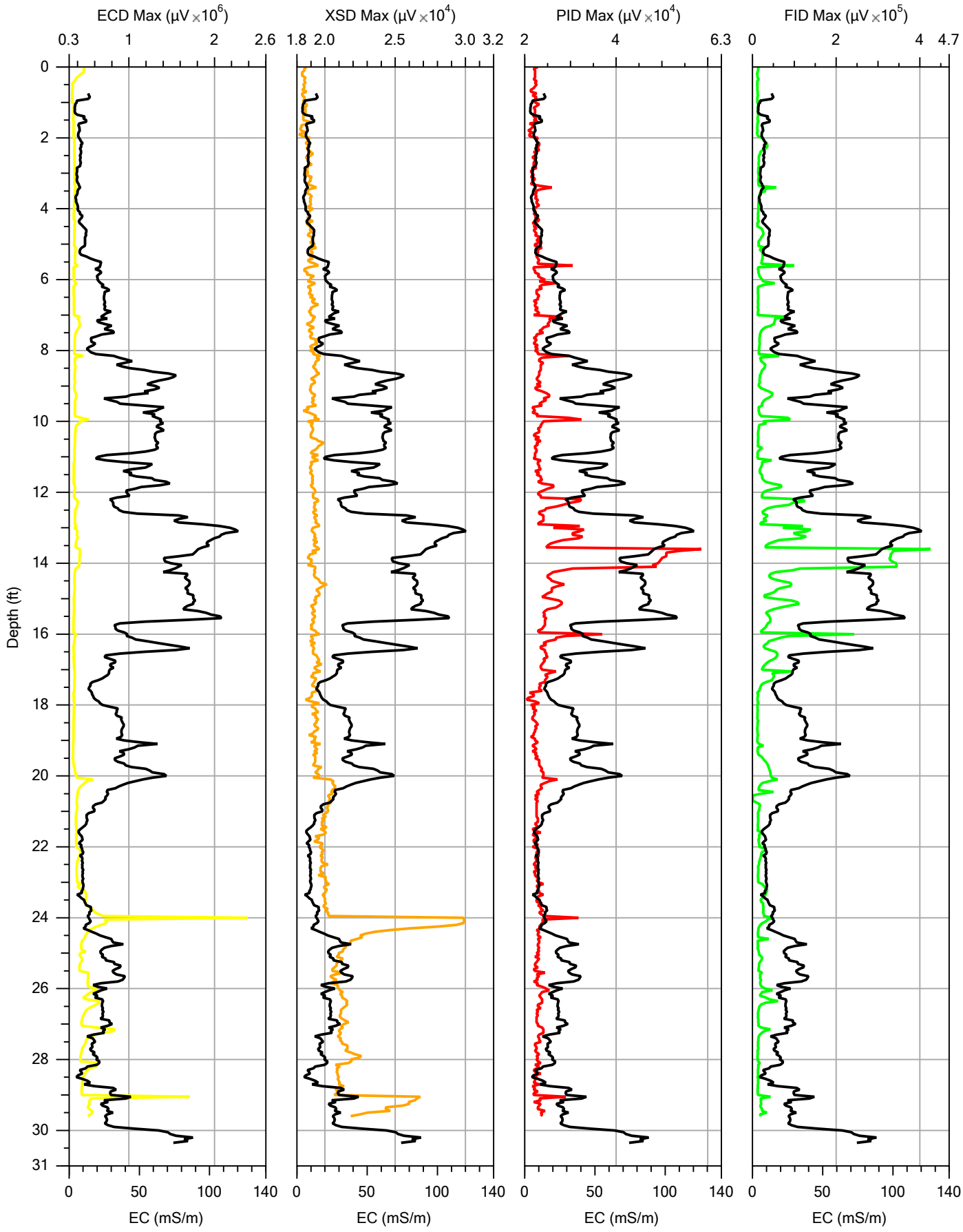

VIRONEX

		File: M216.MIP
Company: Vironex	Operator: Ryan Mulford	Date: 12/19/2013
Project ID: Whirlpool Facility	Client: Environ	Location:

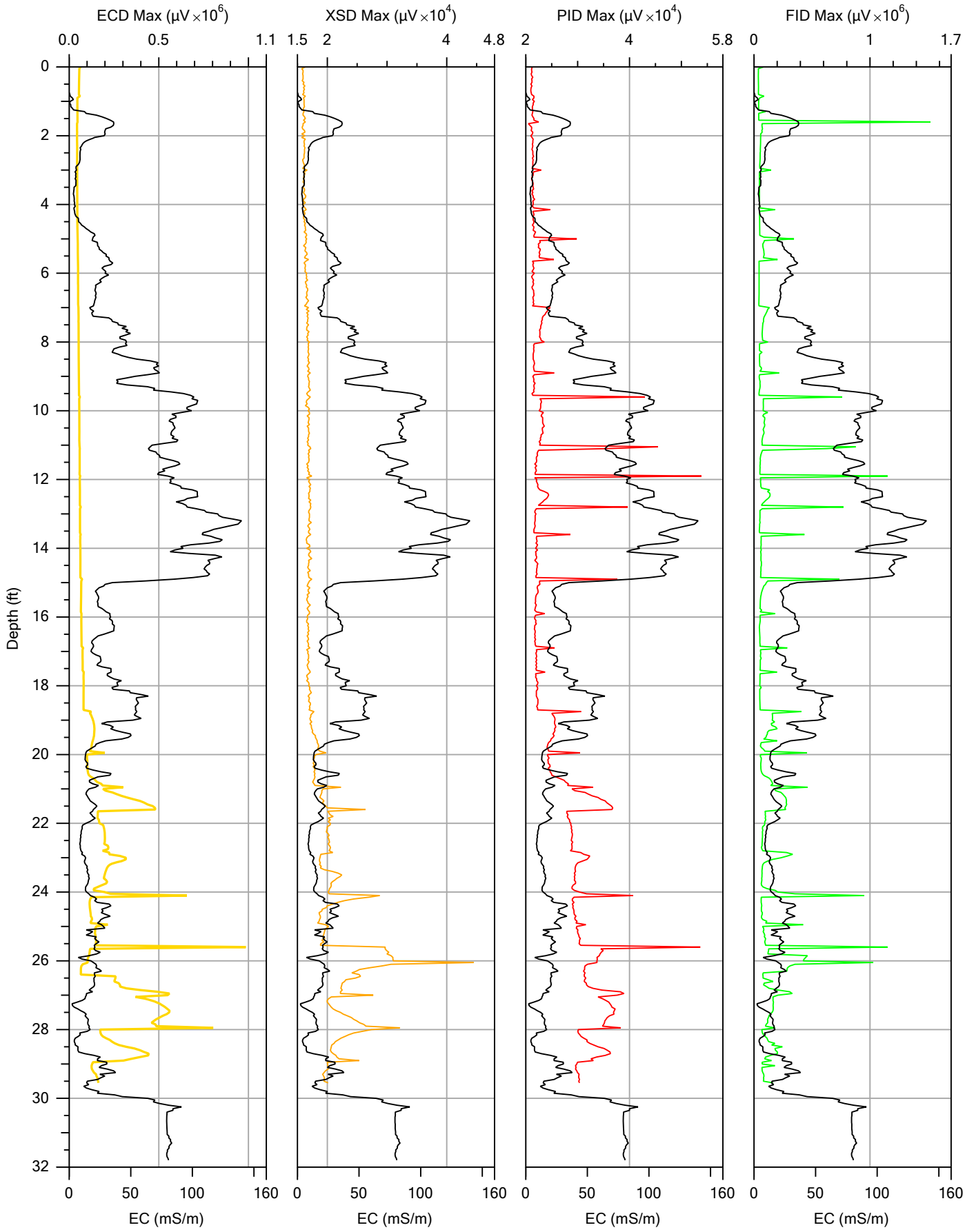

VIRONEX

		File: M217.MIP
Company: Vironex, Inc.	Operator: DEC	Date: 12/19/2013
Project ID: Whirlpool Facility	Client: Environ	Location:

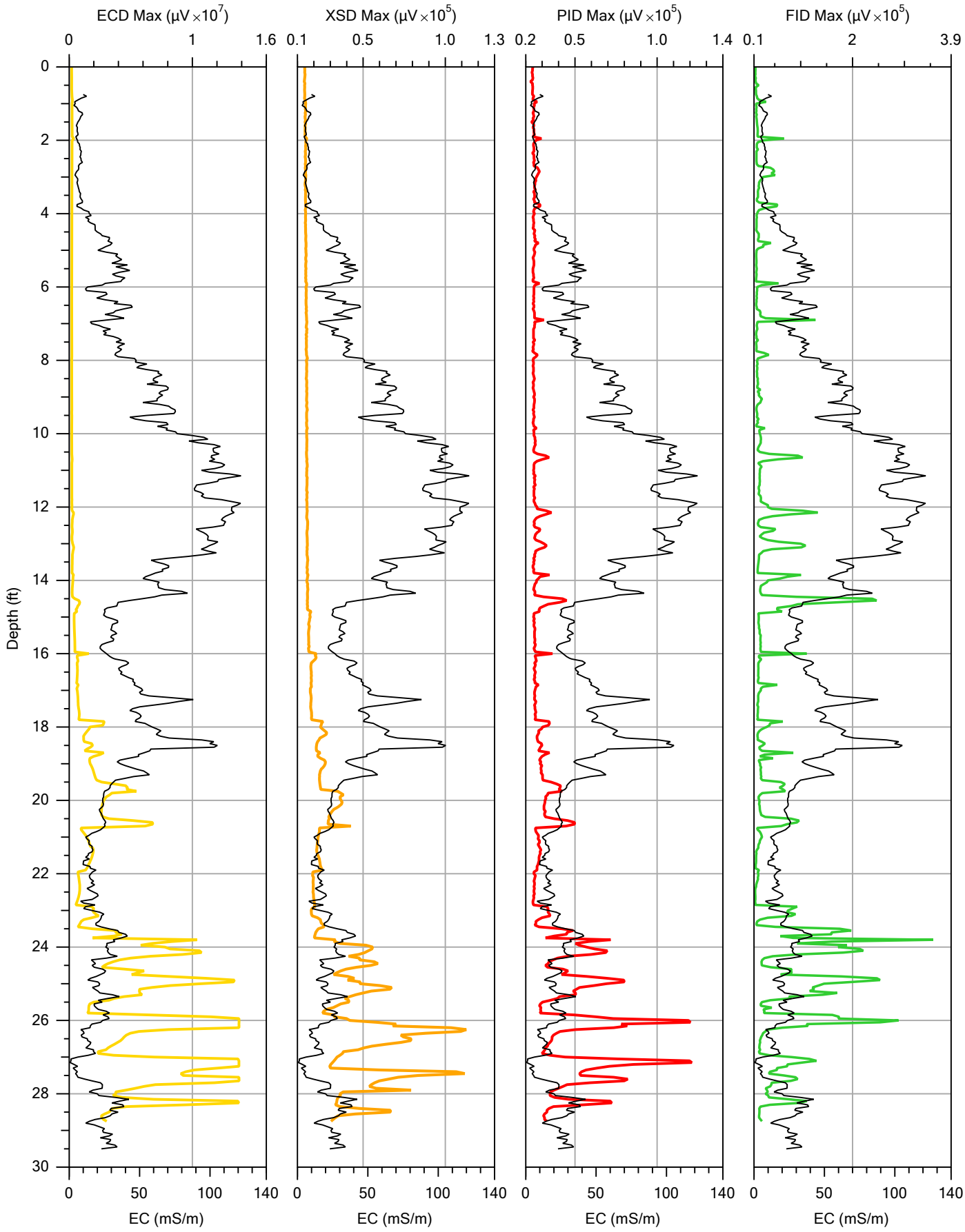

VIRONEX

		File: M218.MIP
Company: Vironex, Inc.	Operator: DEC	Date: 12/20/2013
Project ID: Whirlpool Facility	Client: Environ	Location:

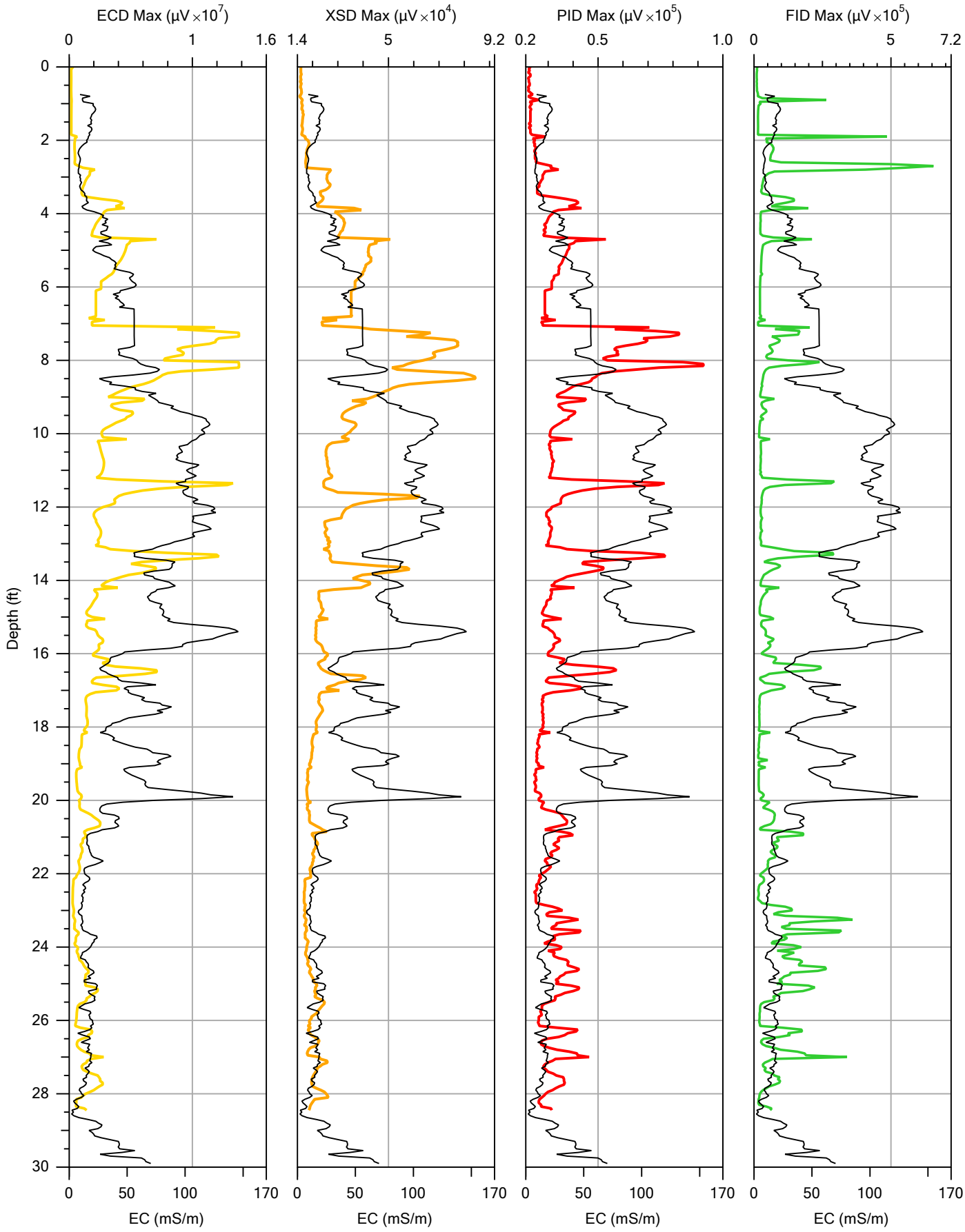

VIRONEX

		File: M219.MIP
Company: Vironex, Inc.	Operator: DEC	Date: 12/20/2013
Project ID: Whirlpool Facility	Client: Environ	Location:

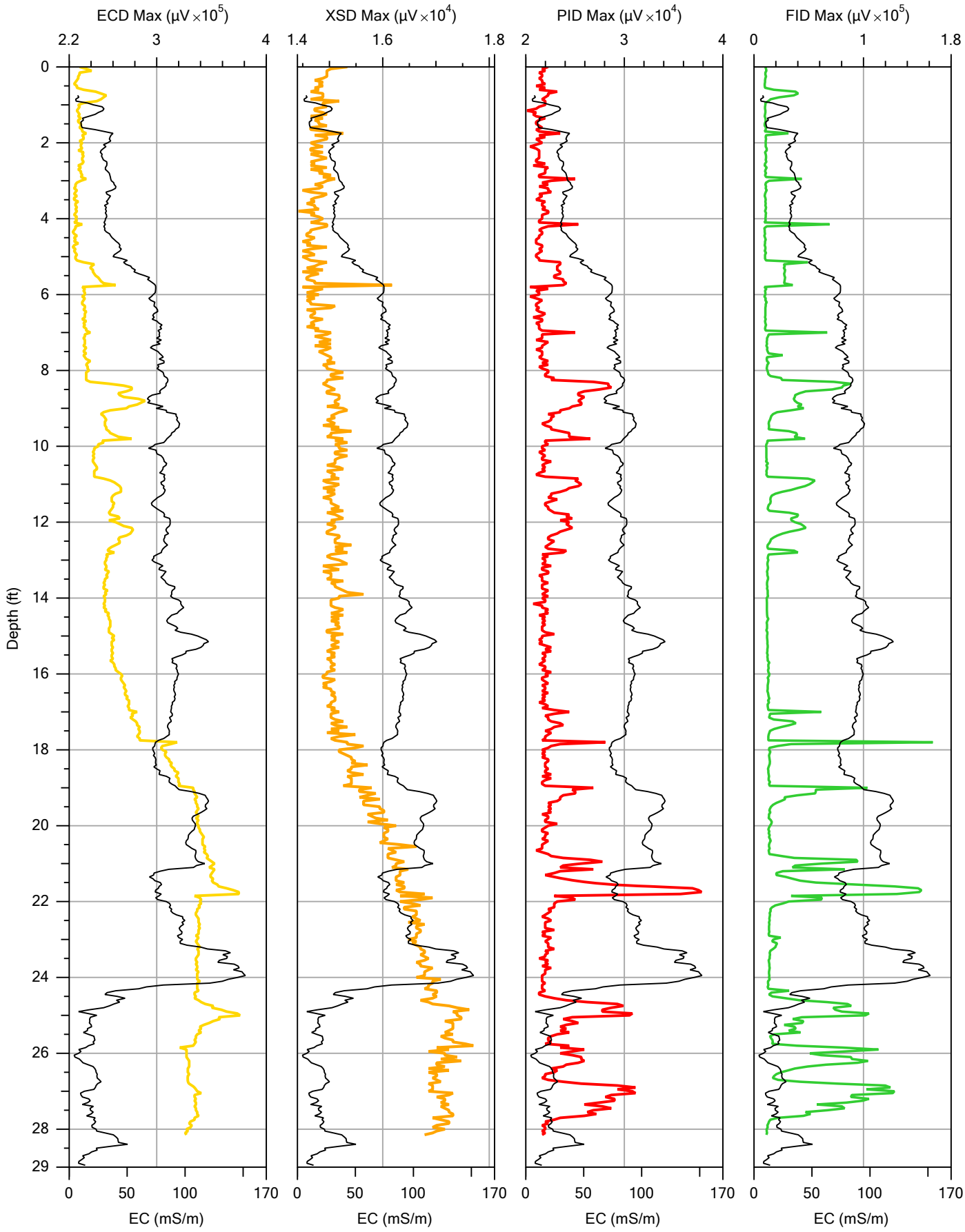

VIRONEX

		File: M220.MIP
Company: Vironex, Inc.	Operator: DEC	Date: 12/21/2013
Project ID: Whirlpool Facility	Client: Environ	Location:

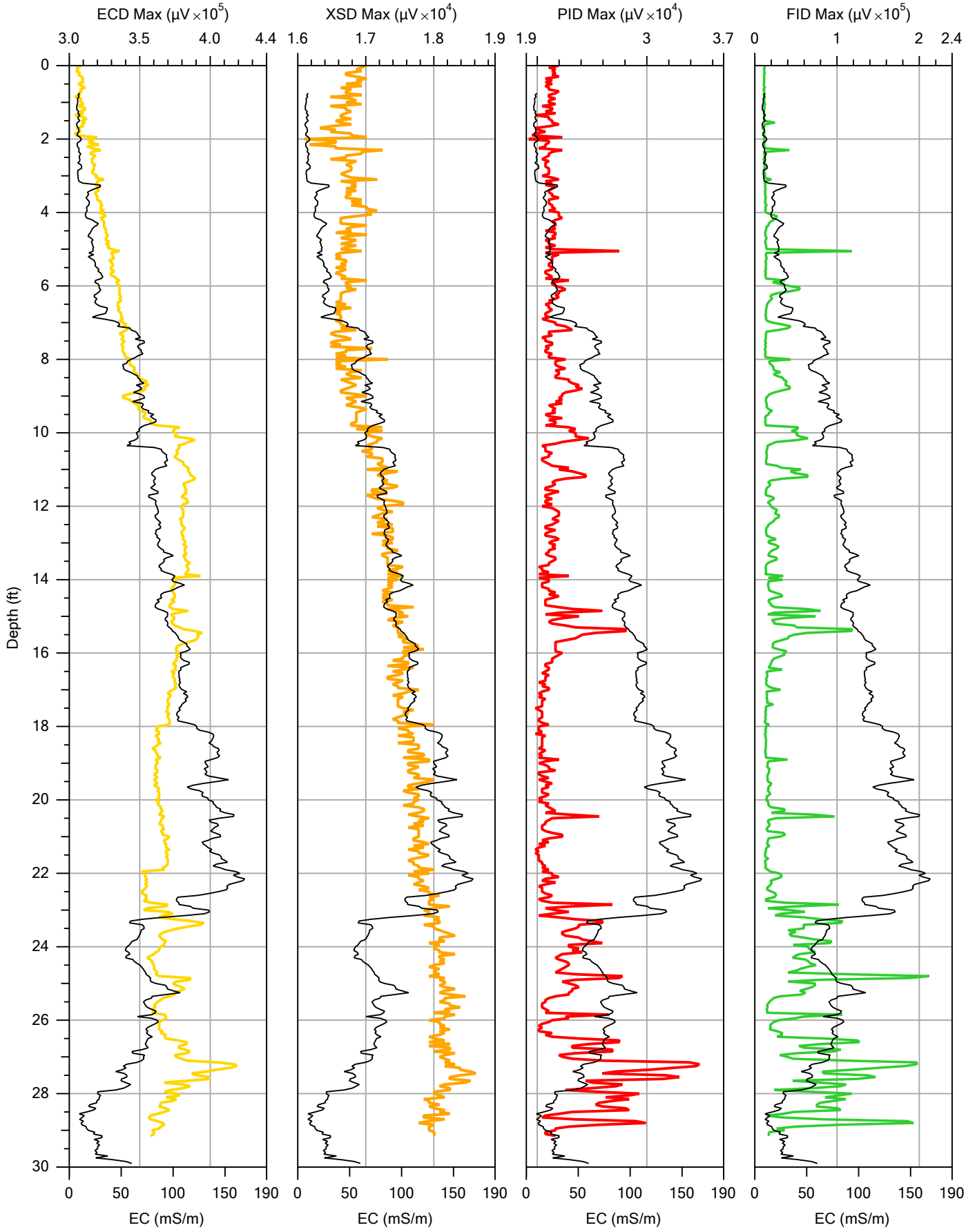

VIRONEX

		File: M221.MIP
Company: Vironex, Inc.	Operator: DEC	Date: 12/21/2013
Project ID: Whirlpool Facility	Client: Environ	Location:

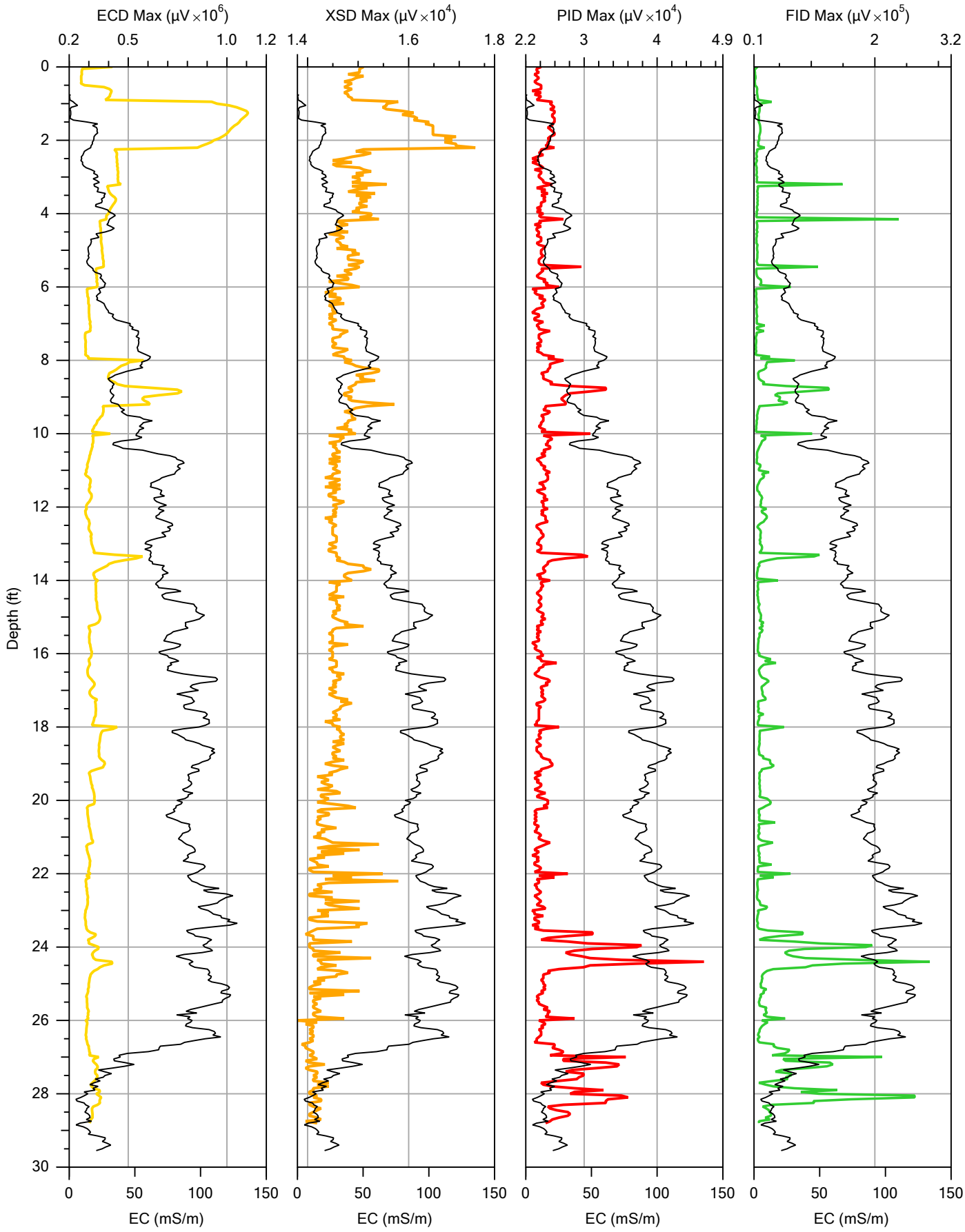

VIRONEX

		File: M222.MIP
Company: Vironex, Inc.	Operator: DEC	Date: 12/20/2013
Project ID: Whirlpool Facility	Client: Environ	Location:

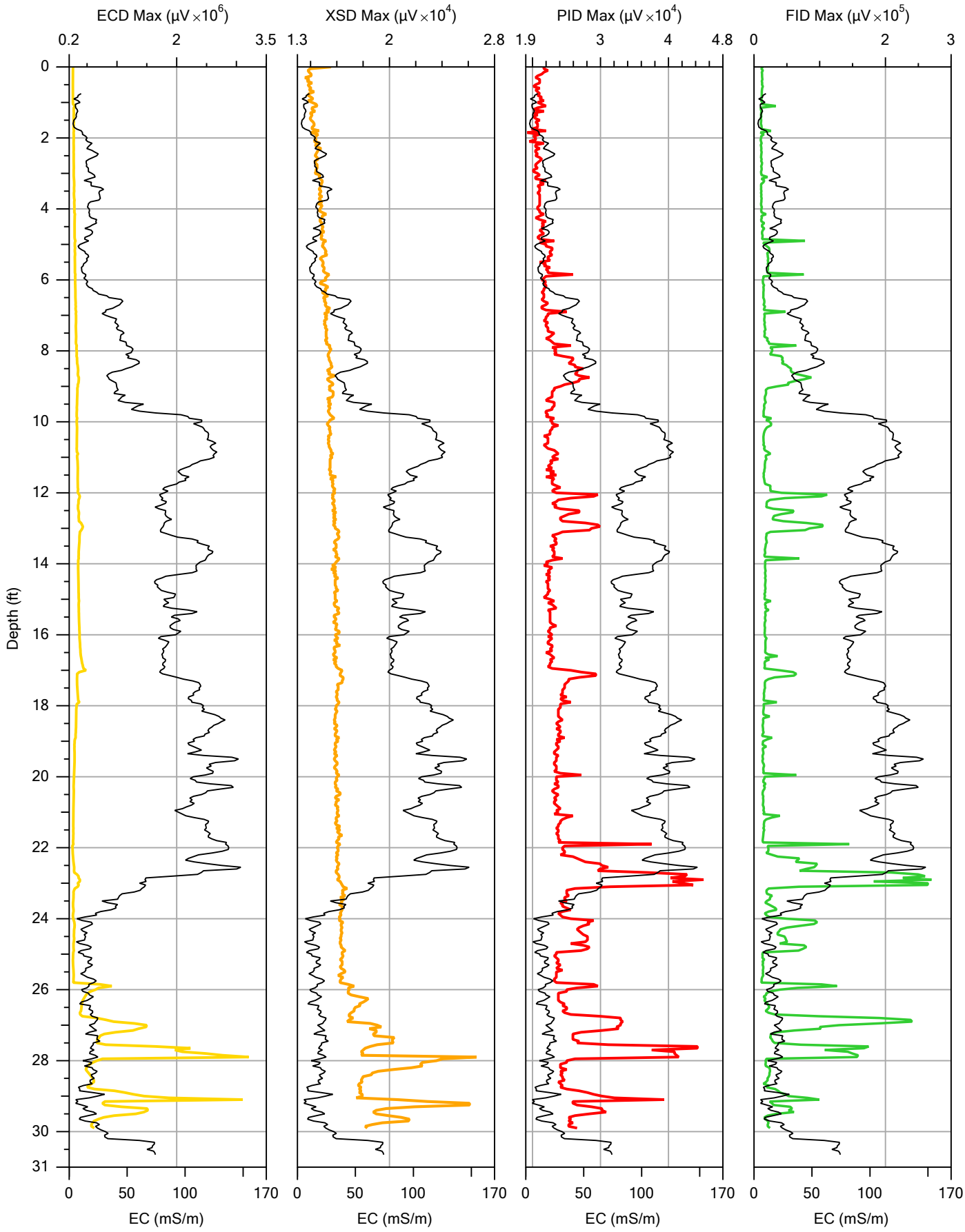

VIRONEX

		File: M223.MIP
Company: Vironex, Inc.	Operator: DEC	Date: 12/20/2013
Project ID: Whirlpool Facility	Client: Environ	Location:

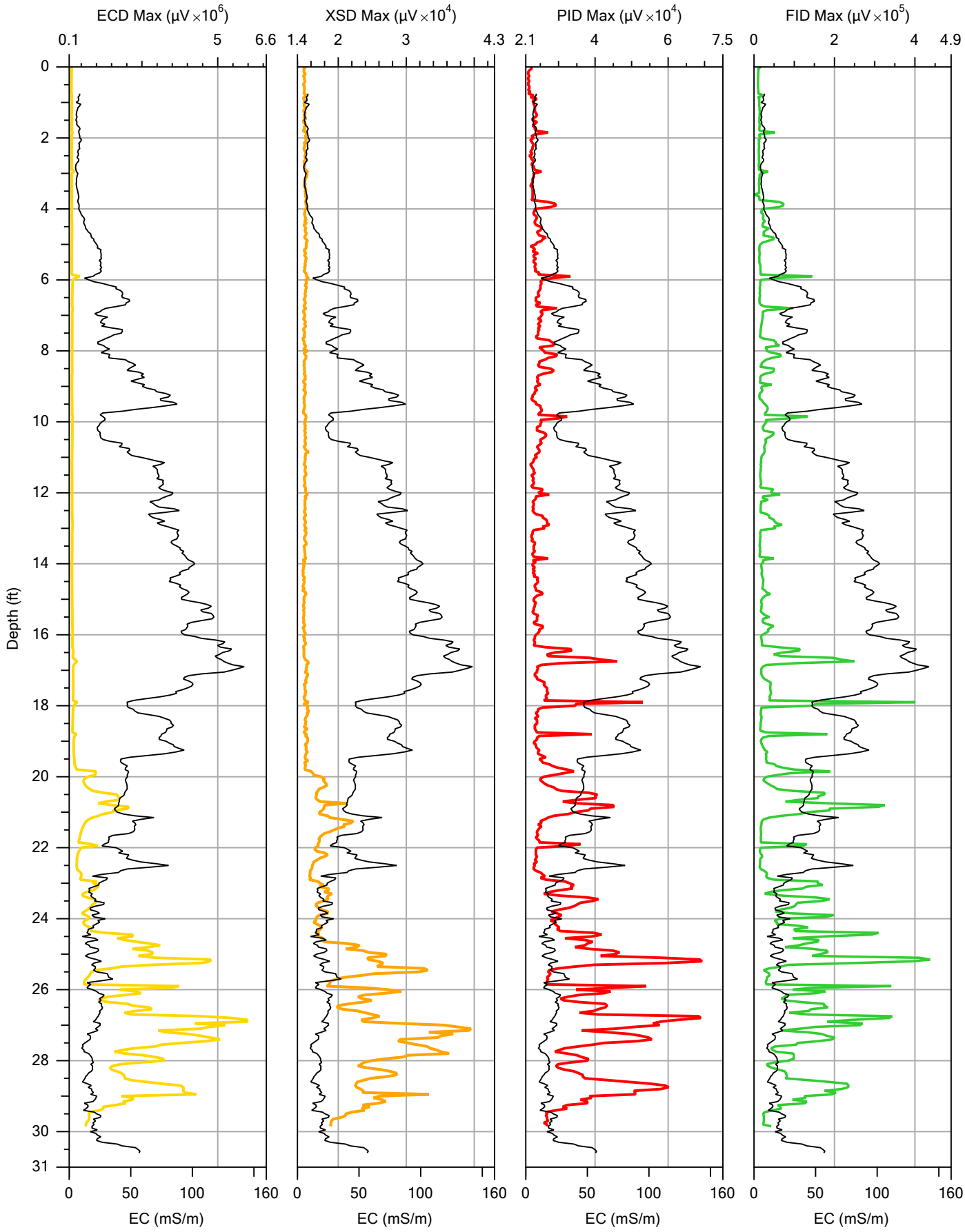

VIRONEX

		File: M224.MIP
Company: Vironex, Inc.	Operator: DEC	Date: 12/20/2013
Project ID: Whirlpool Facility	Client: Environ	Location:

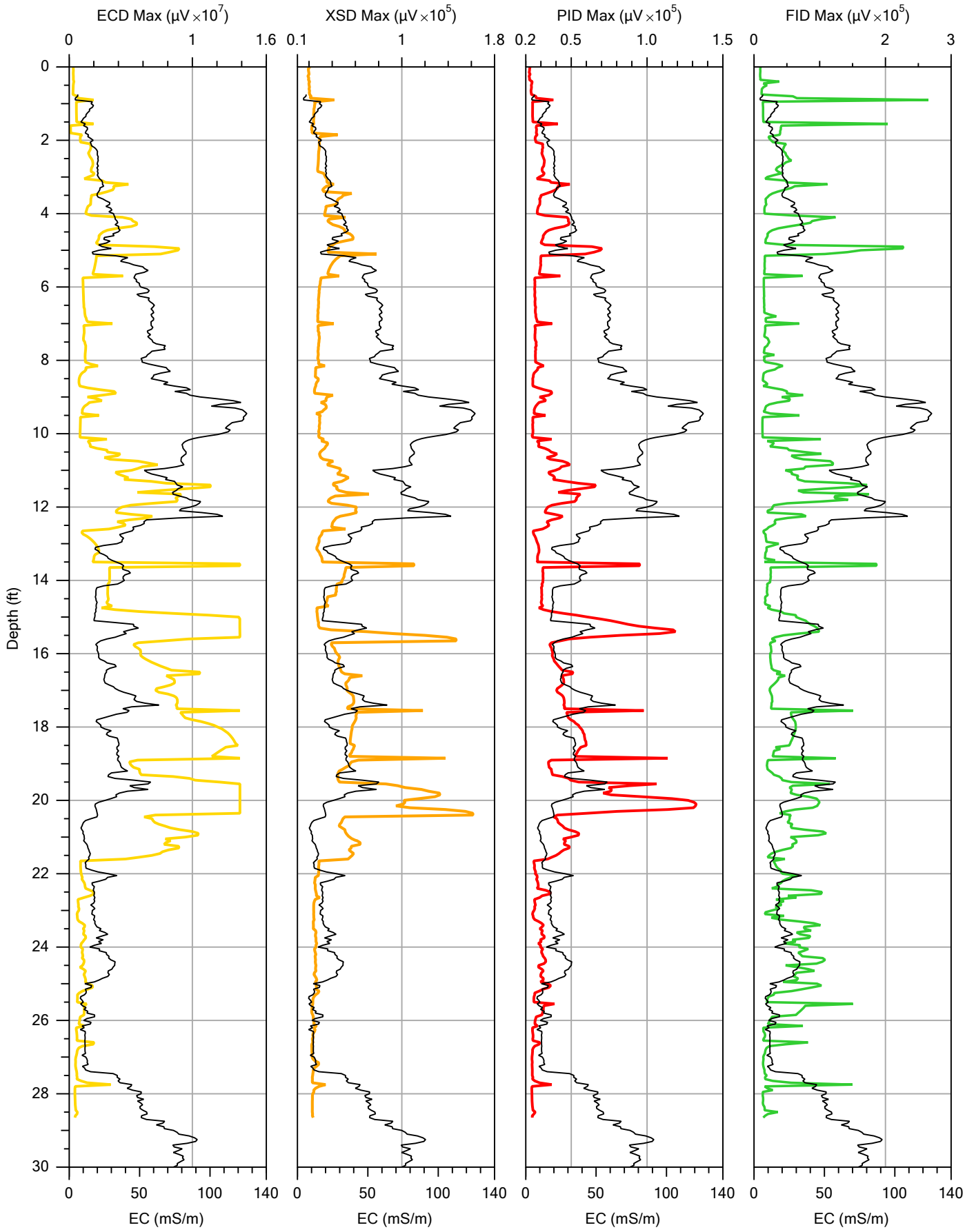

VIRONEX

		File: M225.MIP
Company: Vironex, Inc.	Operator: DEC	Date: 12/19/2013
Project ID: Whirlpool Facility	Client: Environ	Location:

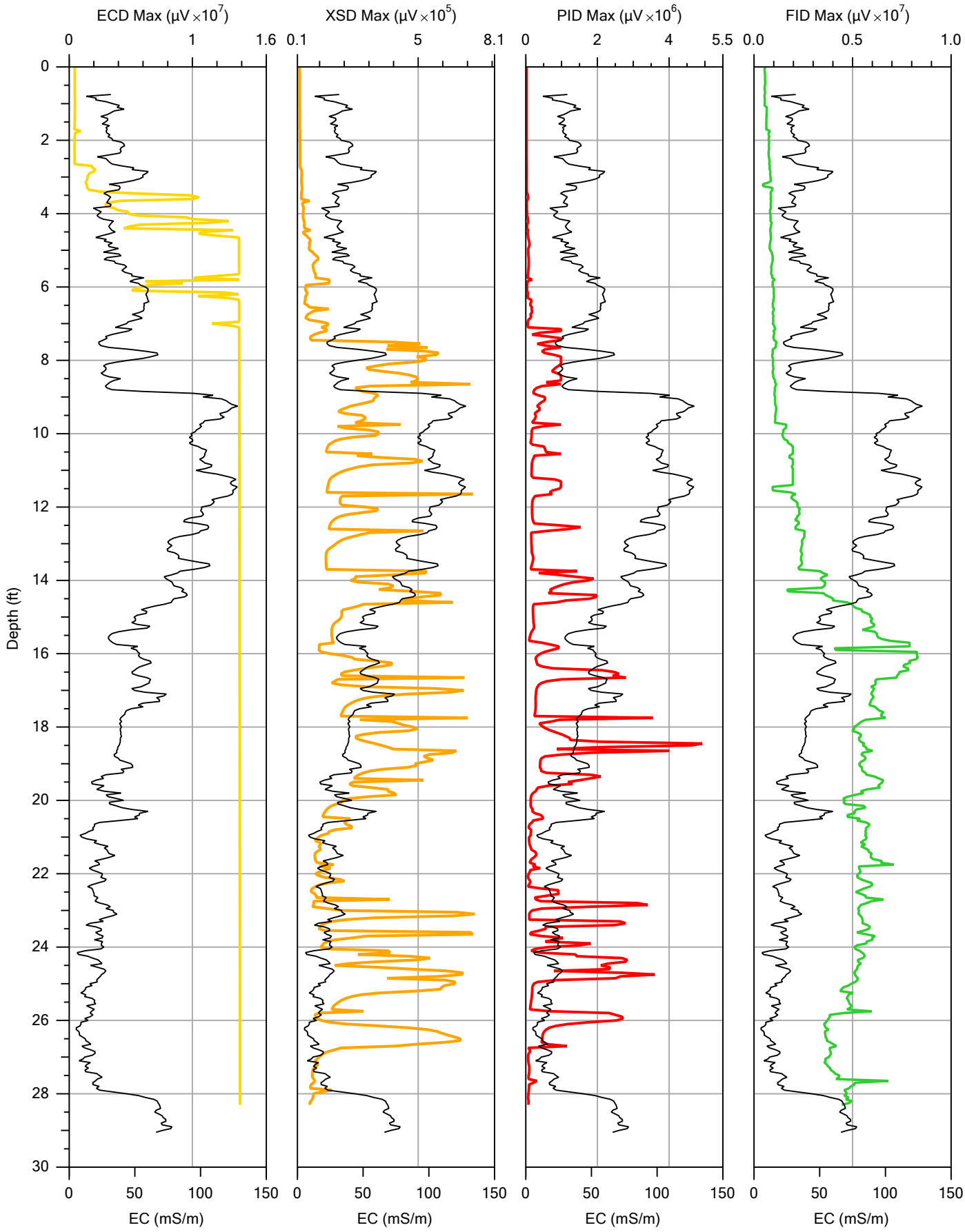

VIRONEX

		File: M226.MIP
Company: Vironex, Inc.	Operator: DEC	Date: 12/20/2013
Project ID: Whirlpool Facility	Client: Environ	Location:

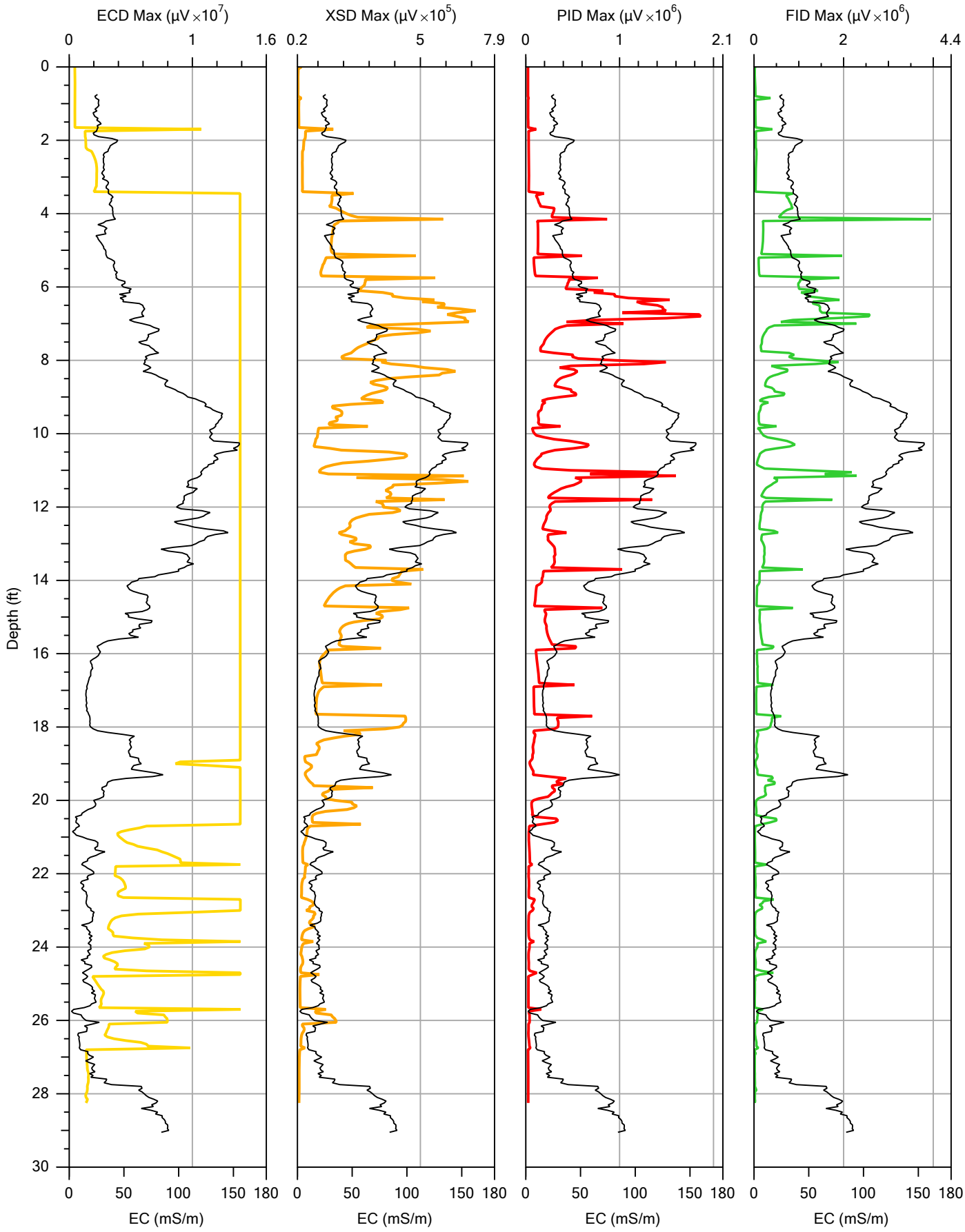

VIRONEX

		File: M227.MIP
Company: Vironex, Inc.	Operator: DEC	Date: 12/19/2013
Project ID: Whirlpool Facility	Client: Environ	Location:

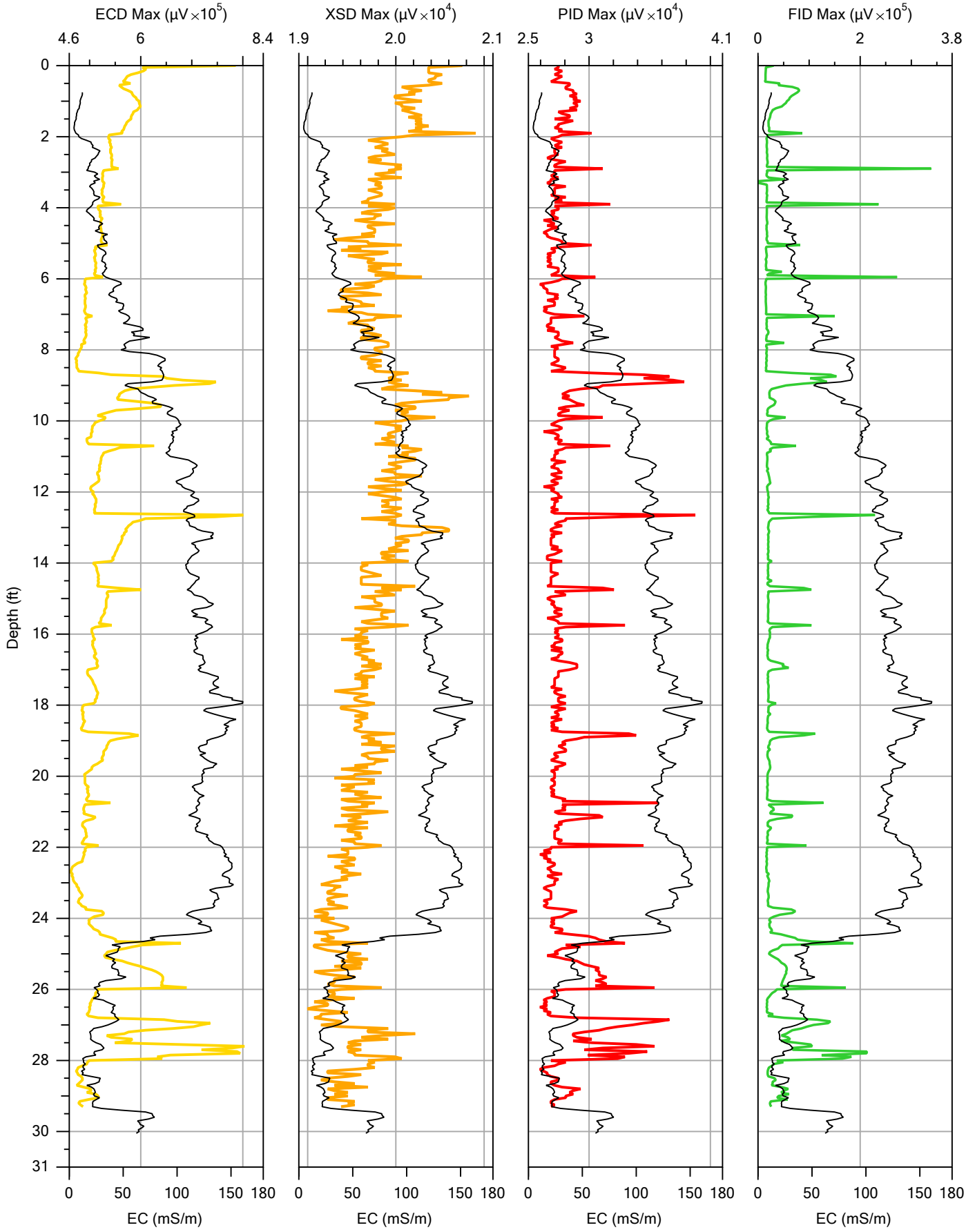

VIRONEX

		File: M228.MIP
Company: Vironex, Inc.	Operator: DEC	Date: 12/20/2013
Project ID: Whirlpool Facility	Client: Environ	Location:

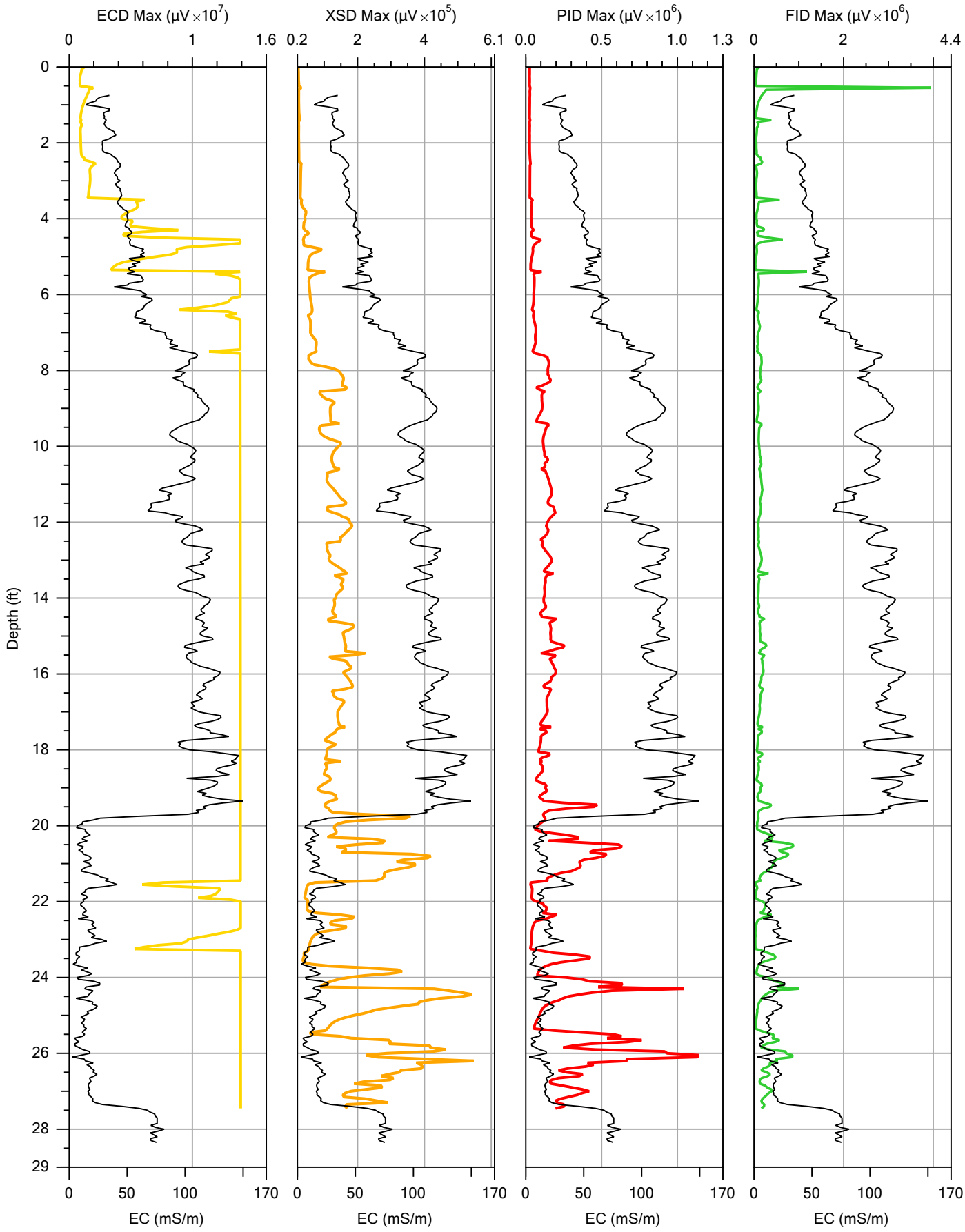

VIRONEX

		File: M229.MIP
Company: Vironex, Inc.	Operator: DEC	Date: 12/20/2013
Project ID: Whirlpool Facility	Client: Environ	Location:

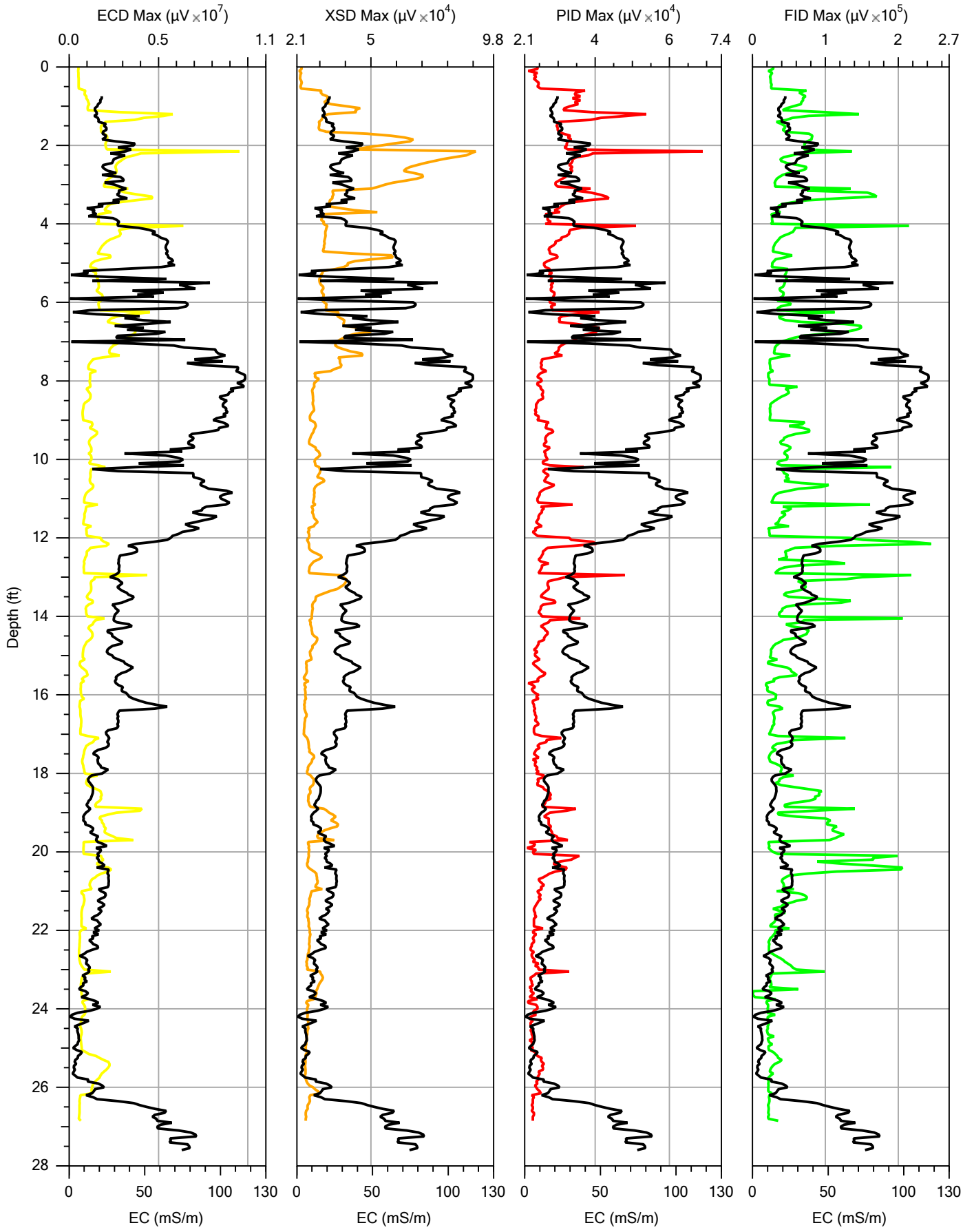

VIRONEX

		File: M230.MIP
Company: Vironex	Operator: Ryan Mulford	Date: 12/17/2013
Project ID: Whirlpool Facility	Client: Environ	Location:

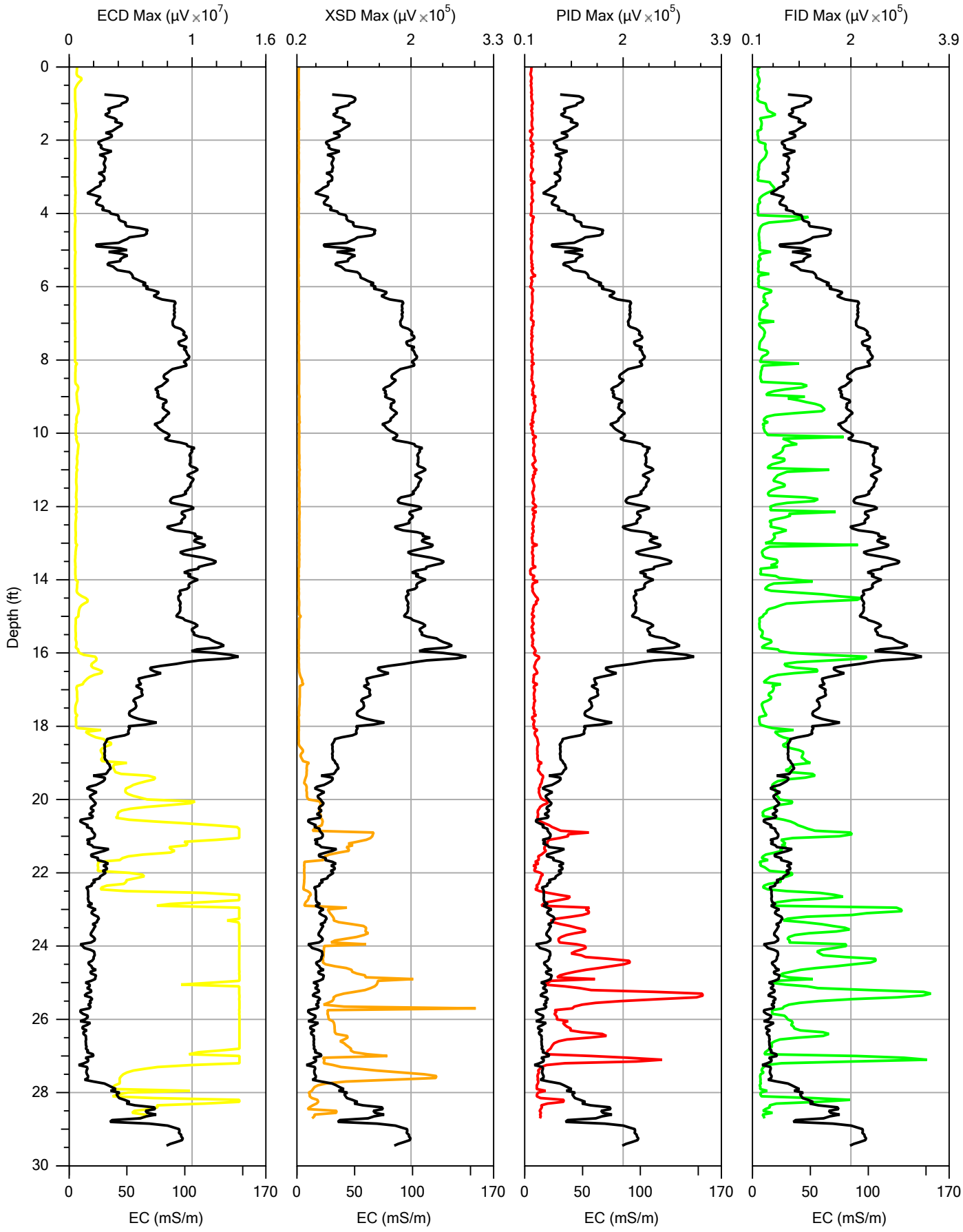

VIRONEX

		File: M232.MIP
Company: Vironex	Operator: Ryan Mulford	Date: 12/17/2013
Project ID: Whirlpool Facility	Client: Environ	Location:

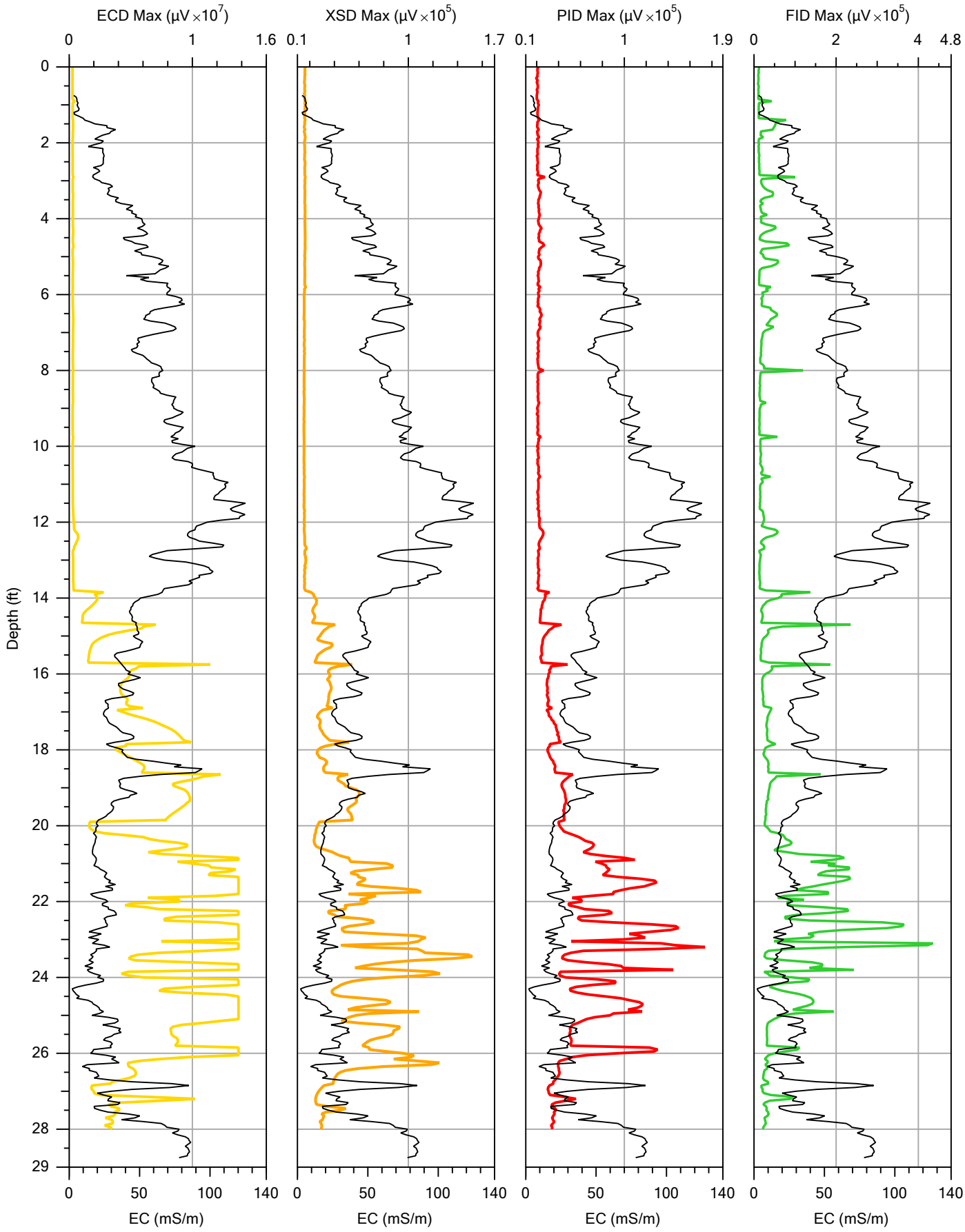

VIRONEX

		File: M233.MIP
Company: Vironex, Inc.	Operator: DEC	Date: 12/21/2013
Project ID: Whirlpool Facility	Client: Environ	Location:

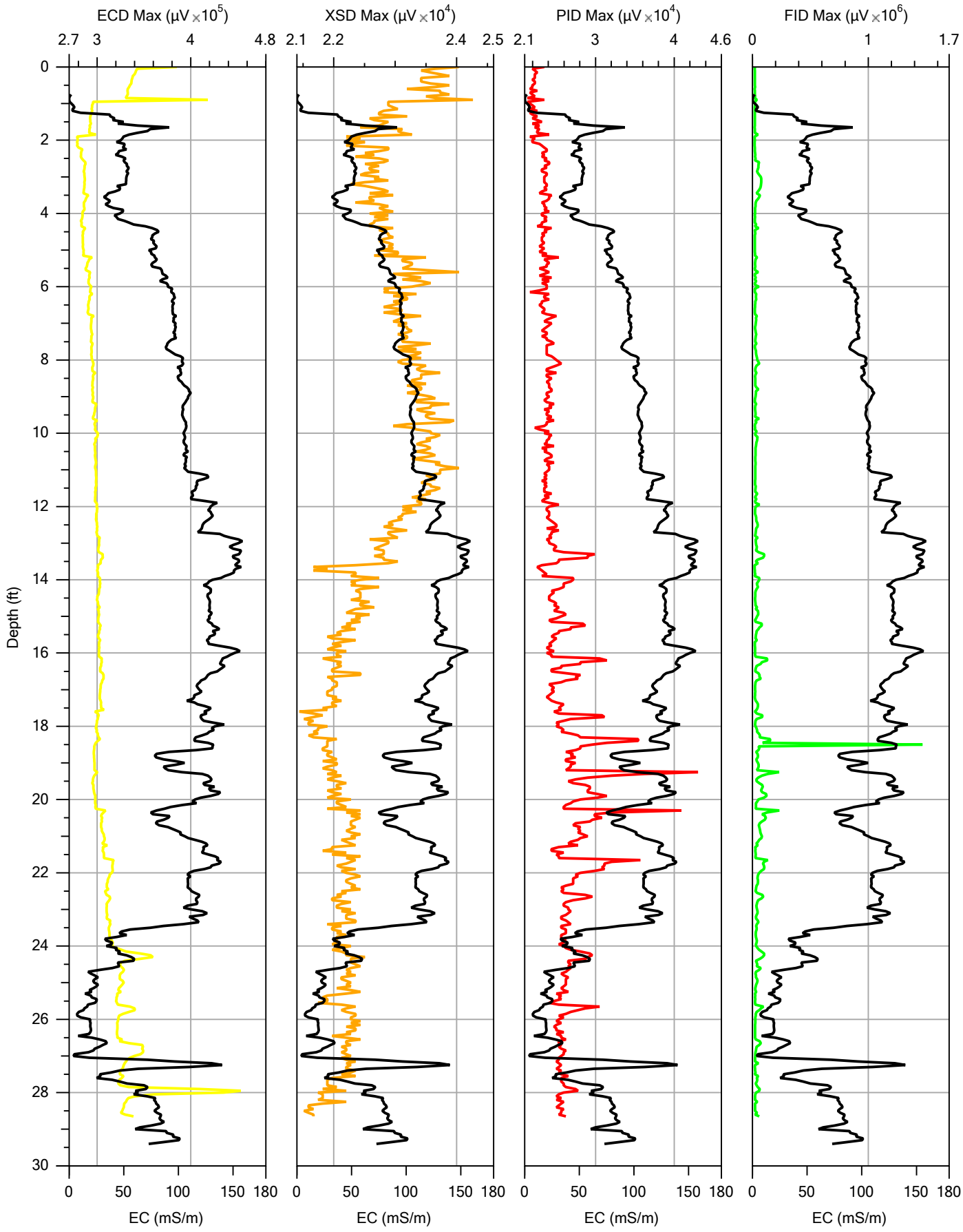

VIRONEX

		File: M234.MIP
Company: Vironex	Operator: Ryan Mulford	Date: 12/17/2013
Project ID: Whirlpool Facility	Client: Environ	Location:

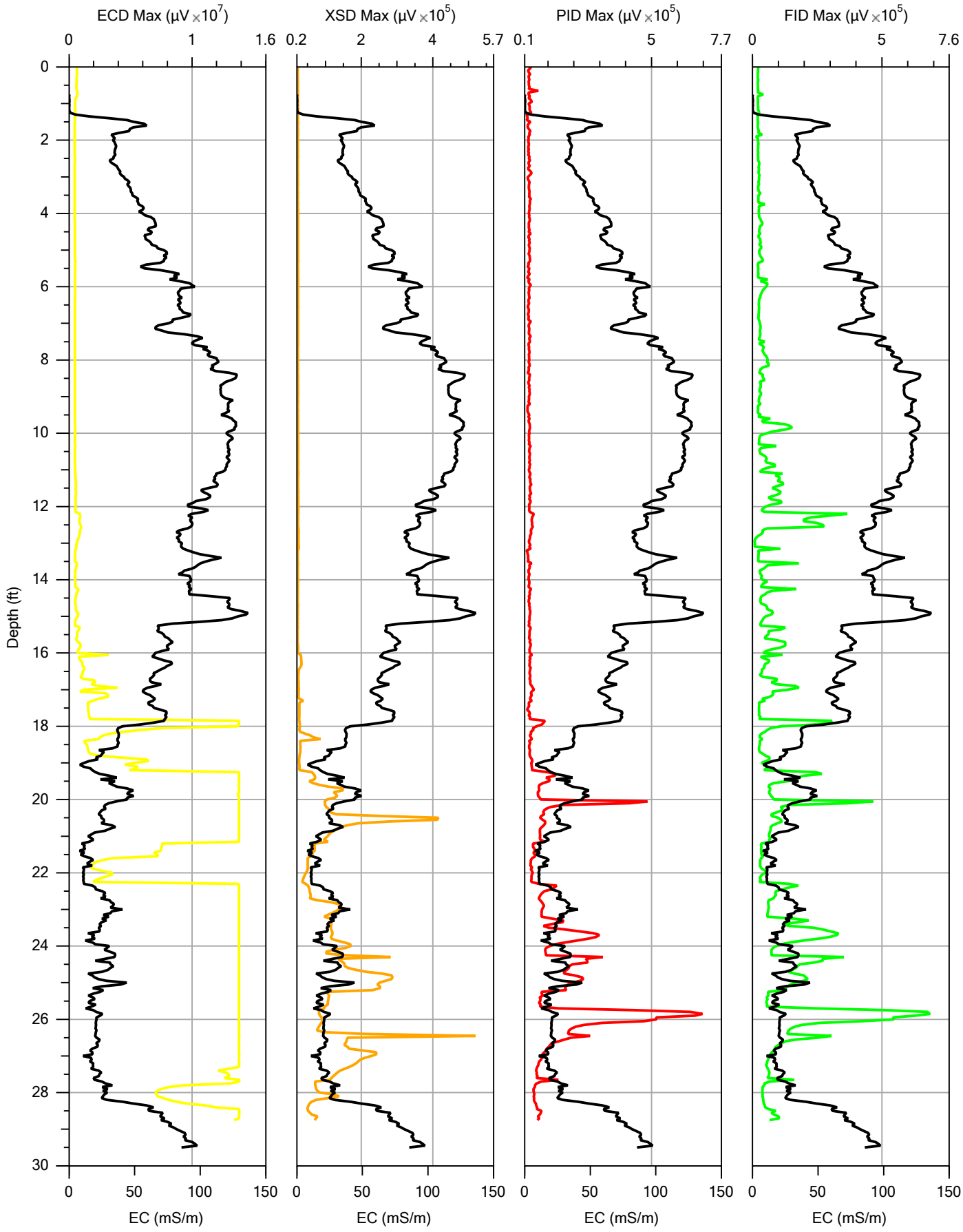

VIRONEX

		File: M235.MIP
Company: Vironex	Operator: Ryan Mulford	Date: 12/17/2013
Project ID: Whirlpool Facility	Client: Environ	Location:

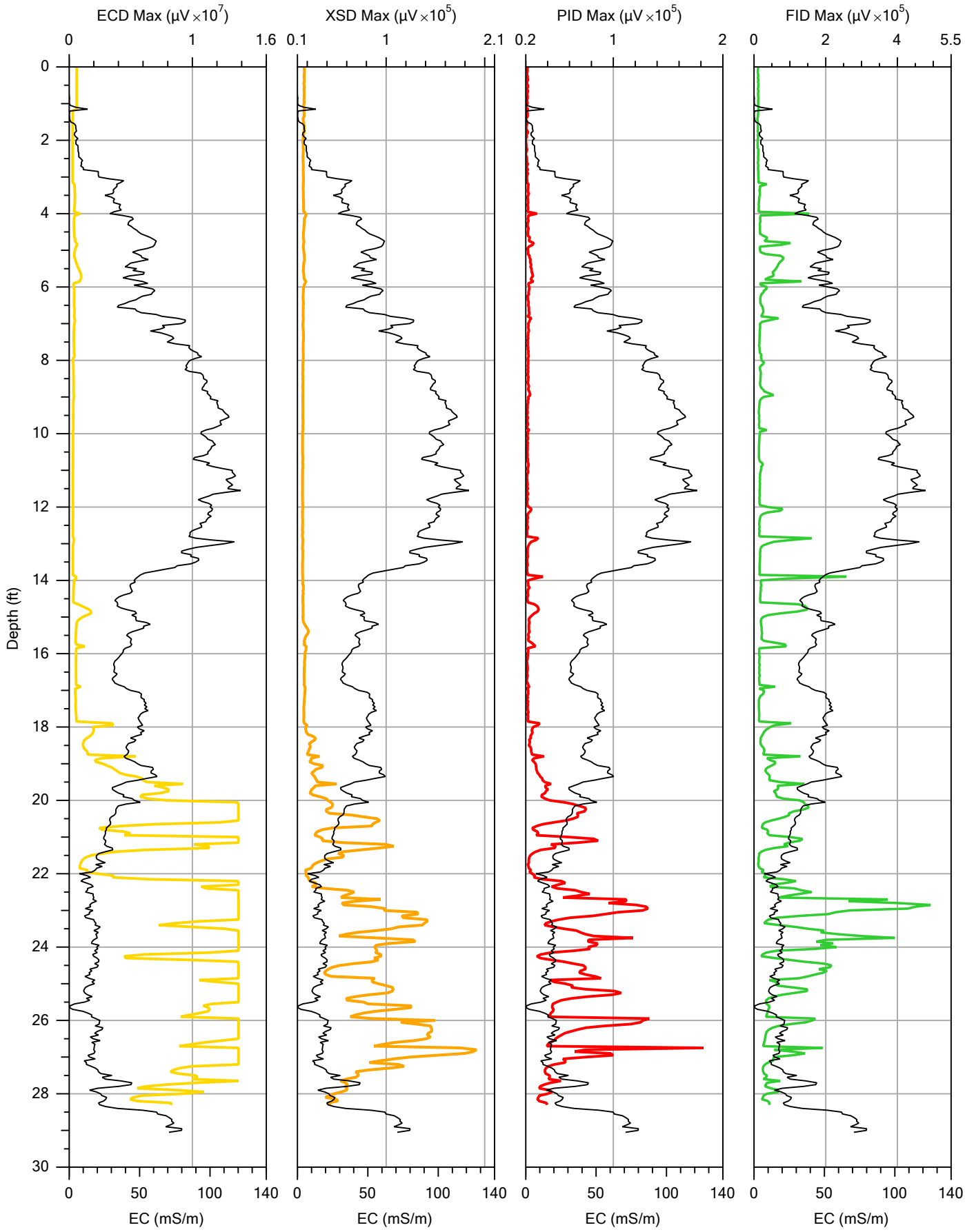

VIRONEX

		File: M238.MIP
Company: Vironex, Inc.	Operator: DEC	Date: 12/21/2013
Project ID: Whirlpool Facility	Client: Environ	Location:

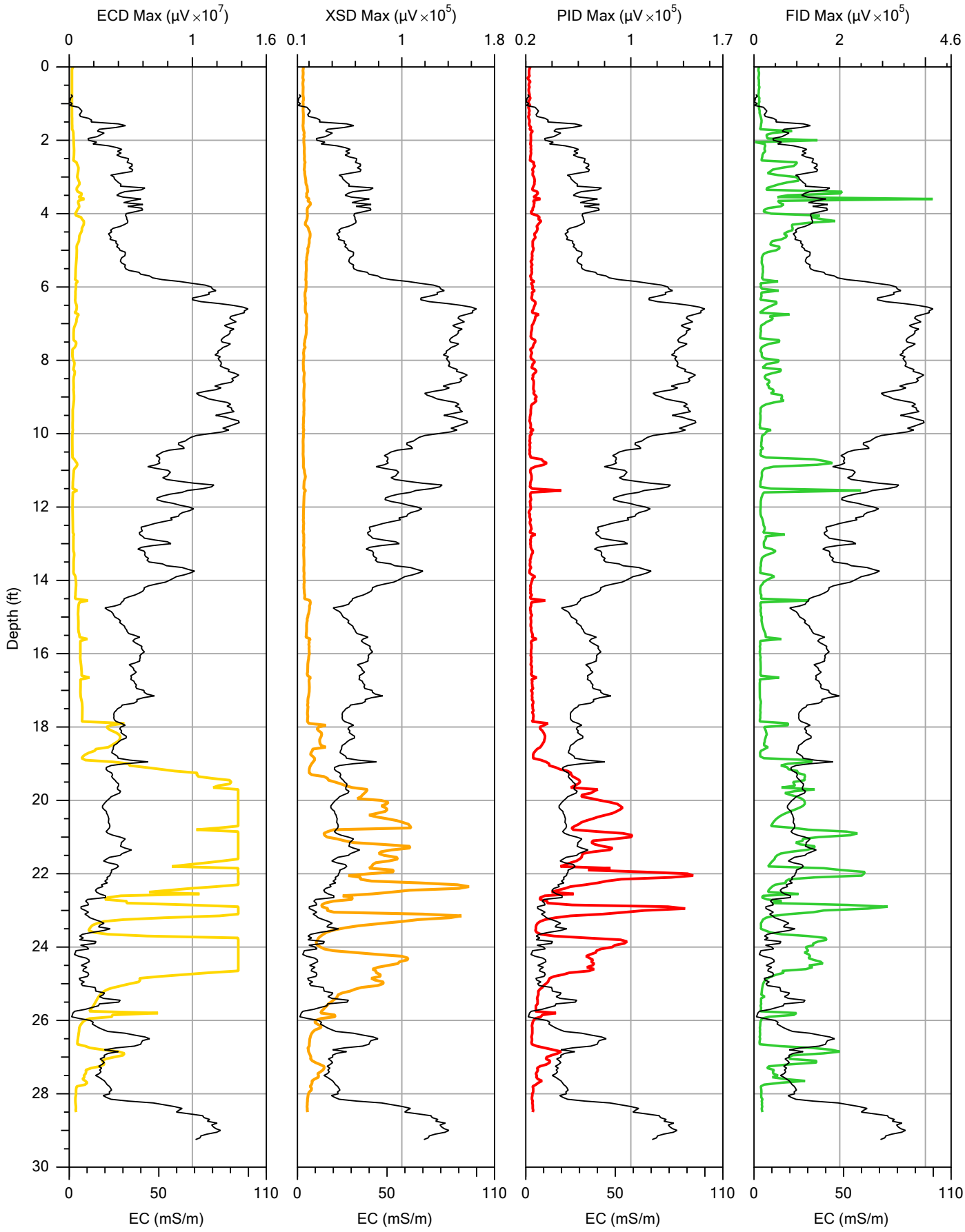

VIRONEX

		File: M239.MIP
Company: Vironex, Inc.	Operator: DEC	Date: 12/21/2013
Project ID: Whirlpool Facility	Client: Environ	Location:

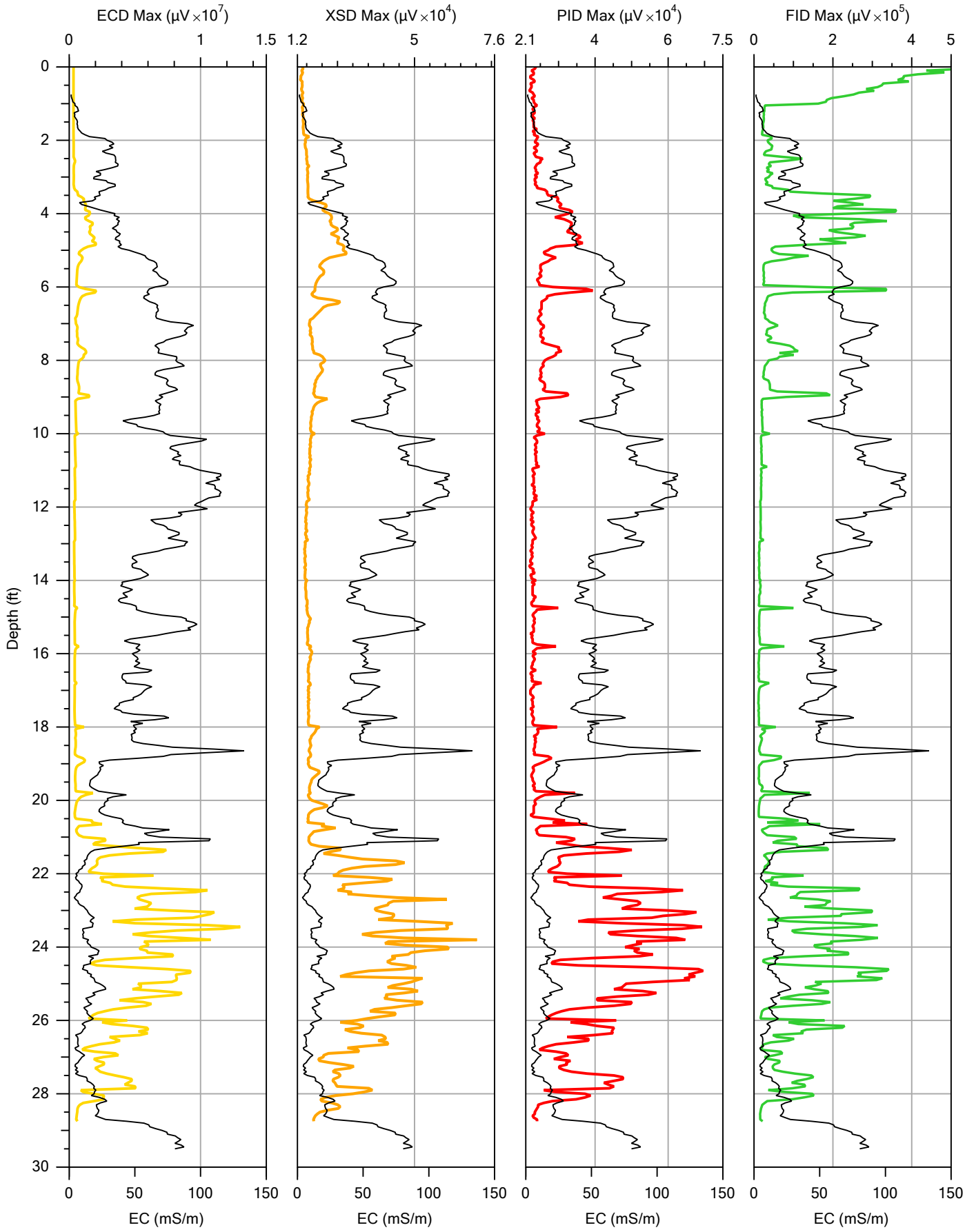

VIRONEX

		File: M240.MIP
Company: Vironex, Inc.	Operator: DEC	Date: 12/21/2013
Project ID: Whirlpool Facility	Client: Environ	Location:

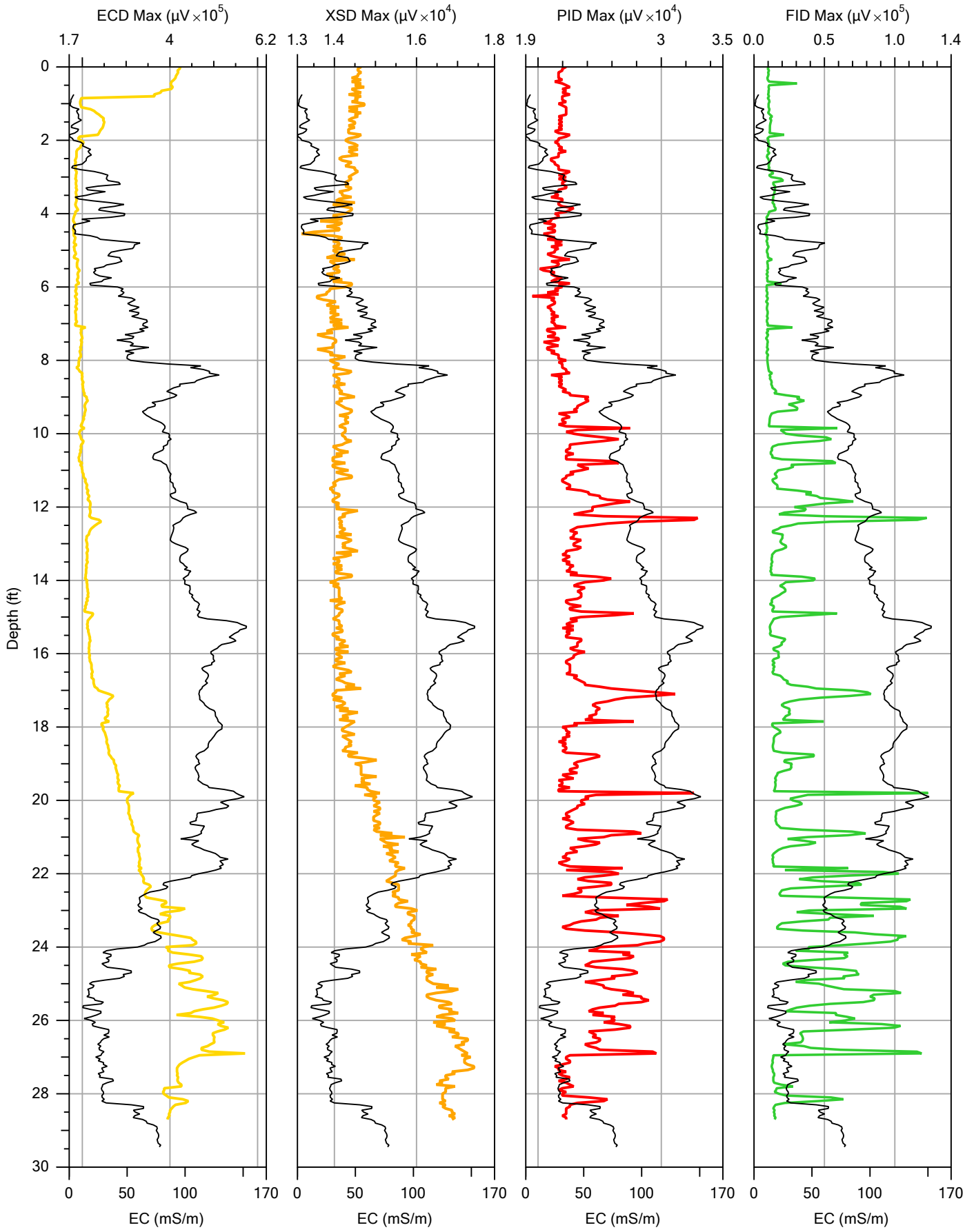

VIRONEX

		File: M241.MIP
Company: Vironex, Inc.	Operator: DEC	Date: 12/21/2013
Project ID: Whirlpool Facility	Client: Environ	Location:

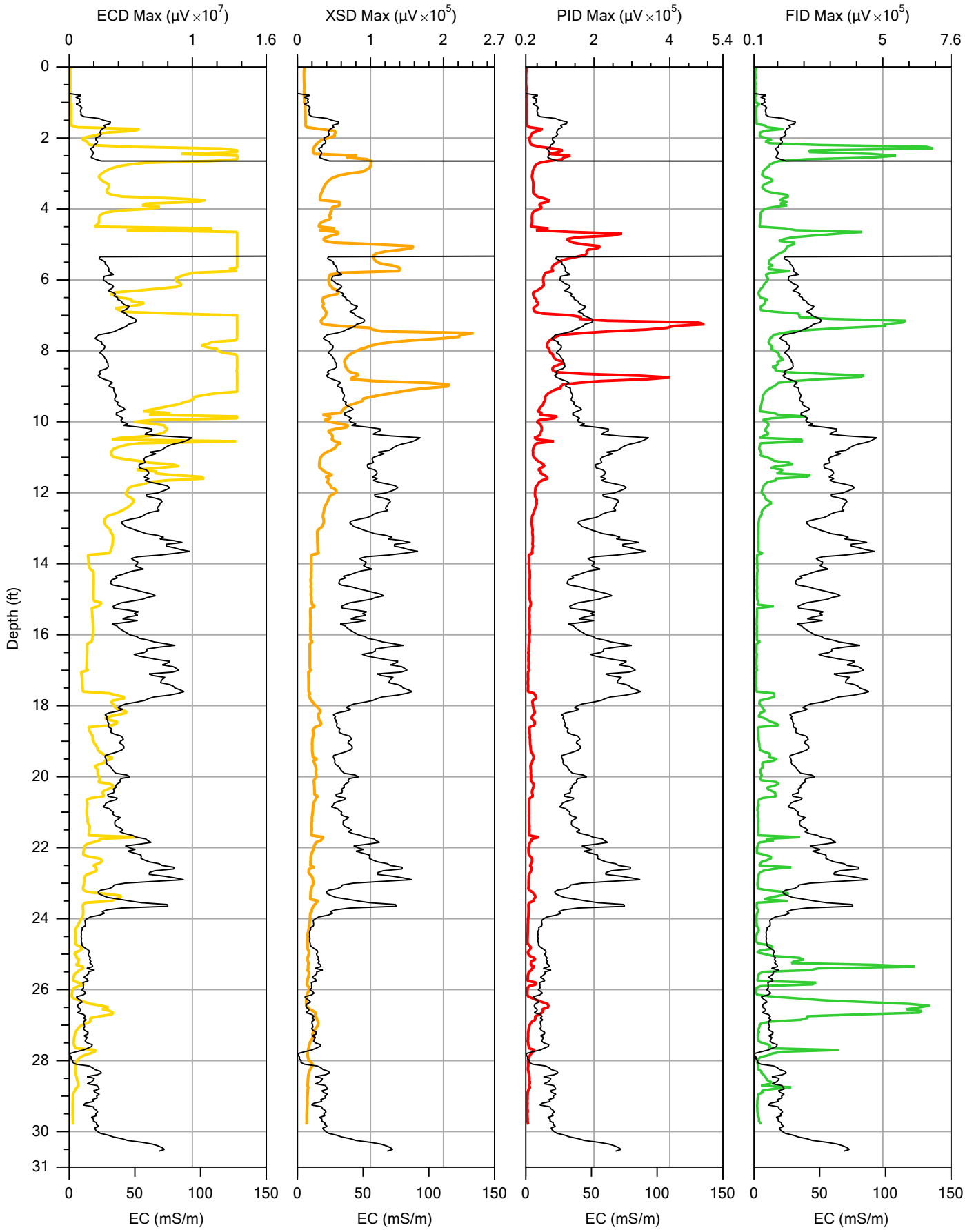

VIRONEX

		File: M242.MIP
Company: Vironex, Inc.	Operator: DEC	Date: 1/5/2014
Project ID: Whirlpool Facility	Client: Environ	Location:

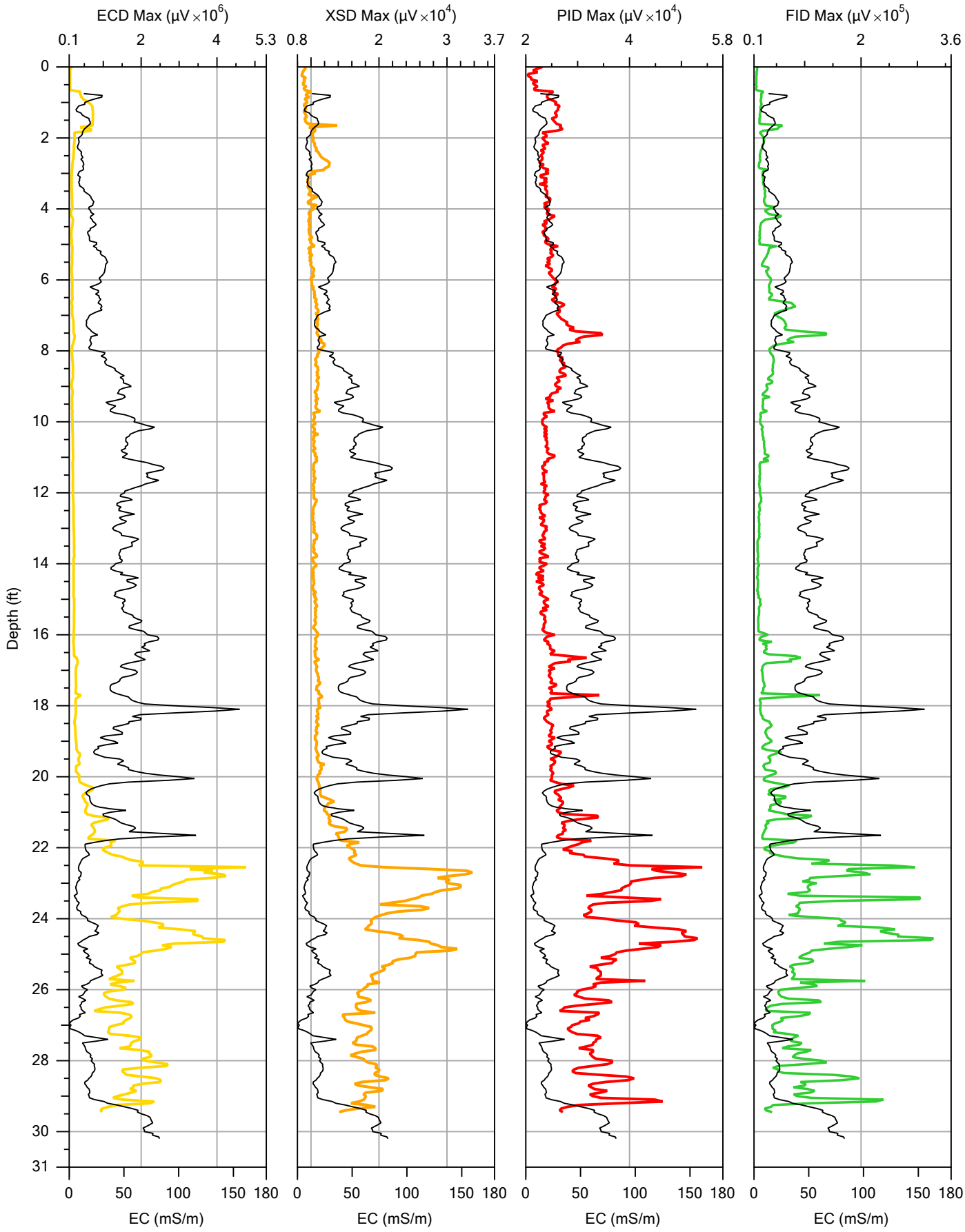

VIRONEX

		File: M243.MIP
Company: Vironex, Inc.	Operator: DEC	Date: 1/5/2014
Project ID: Whirlpool Facility	Client: Environ	Location:

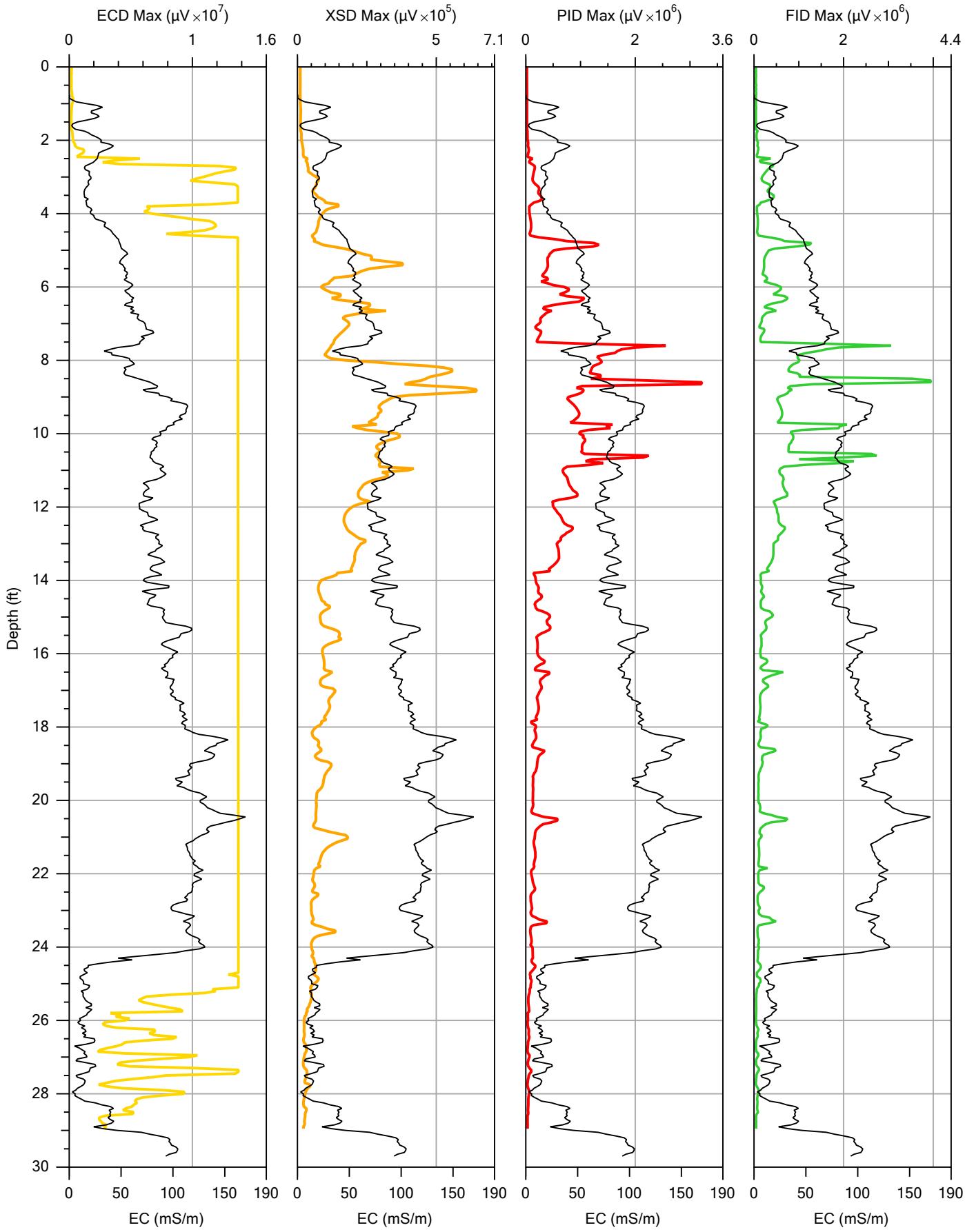

VIRONEX

		File: M244.MIP
Company: Vironex, Inc.	Operator: DEC	Date: 1/7/2014
Project ID: Whirlpool Facility	Client: Environ	Location:

ENVIRON DP Boring Logs

2013-2014

ENVIRON

2118 N. Tyler Road, Wichita, Kansas 67212

Site ID: DP-1	Date(s): **12/19/2013**
Location: **Fort Smith, Arkansas**	
Logged By: **N. Zurweller**	
Consulting Firm: **ENVIRON**	Checked By: **K. Stonestreet**
Contractor: **Mohawk Drilling**	Purpose: **Soil Boring**
Drilling Method: **Direct Push**	Datum: **NAVD88** Elevation: **473.69 amsl**
Sampling Method: **Continuous Sampler**	North: **369386.66** East: **590976.20**
Remarks:	Borehole Dia.: **2.5 inches** Total Depth: **24.5 feet**
	Project Number: **3433253A**
	Project Name: **Whirlpool Corporation**

Elevation (ft)	Depth (ft)	Recovery (feet)	Sample No.	PID (ppm)	USCS Code	Material Description
470	0	2.5		3.1	CH	SILTY CLAY FILL, DARK GRAYISH BROWN, WITH BROWN MOTTLING, PLASTIC, SLIGHTLY STIFF,
				2.9	MH	CLAYEY SILT, BROWN, SOME STRONG BROWN MOTTLING, STIFF TO SLIGHTLY STIFF, PLASTIC, MOIST
	5	4		3.1	CL	SILTY CLAY, DARK GRAY AND STRONG BROWN, STIFF TO SLIGHTLY STIFF, PLASTIC, MOIST
				2.9		SILTY CLAY, DARK GRAYISH BROWN, WITH BLACK NODULES, TRACE SMALL GRAVEL AND SAND, MEDIUM SAND, SLIGHTLY PLASTIC , STIFF, SLIGHTLY COHESIVE
465				2.5		SILTY CLAY, DARK GRAYISH BROWN, SOME GRAYISH BROWN MOTTLING, PLASTIC, STIFF, MOIST
	10	4		3.6		SILTY CLAY, STRONG BROWN, SOME LIGHT GRAY MOTTLING, SOME BLACK MODULES, TRACE SMALL ROUNDED GRAVEL
460		3.5		3.9		SANDY CLAY, STRONG BROWN, SOME ROUNDED GRAVEL, MEDIUM SAND, STIFF, SLIGHTLY PLASTIC, SLIGHTLY MOIST.
	15		DP-01 (15.5-16.0)	4.1		SANDY CLAY, STRONG BROWN, WITH LIGHT GREENISH GRAY MOTTLING, MEDIUM SAND, SOME BLACK NODULES, VERY STIFF, PLASTIC, SLIGHTLY MOIST, TRACE PALE RED STREAKING LAST 0.8'
		4		3.4		SANDY CLAY, STRONG BROWN, LIGHT GRAY MOTTLING, SOME BLACK NODULES, FINE SAND, VERY STIFF, PLASTIC, TRACE PALE RED STREAKING LAST 0.8', SLIGHTLY MOIST.
455			DP-01 (19-19.5)	4.2		SANDY CLAY, STRONG BROWN, TRACE PALE RED STREAKING, FINE SAND, STIFF, MOIST, PLASTIC, TRACE MOTTLING, LIGHT GRAY
	20			5.6	SC	SAND, STRONG BROWN, WITH CLAY, MEDIUM SAND, COHESIVE STICKY, WET
					SW	SAND, STRONG BROWN, MEDIUM SAND, LOOSE, VERY MOIST
		3.8			GC	CLAYEY SAND AND GRAVEL, DARK GRAYISH BROWN, MEDIUM SAND, ROUNDED GRAVEL UP TO 1", VERY SLIGHTLY COHESIVE, MOIST TO VERY MOIST.
450				4.5	GC	SAND AND GRAVEL, STRONG BROWN, WITH CLAY, MEDIUM TO COARSE SAND, LOOSE, CRUMBLES, ROUNDED GRAVEL UP TO 1", VERY MOIST.
		0.5		4.3		
	25					
445						

Water Level

Graphic Log

Report: SOIL_LOG_REV_1_MKE2; File: TUESDAY_12PM_NZ2.GPJ; 05/02/14

ENVIRON

2118 N. Tyler Road, Wichita, Kansas 67212

Site ID: DP-2	Date(s): **12/20/2013**
Location: **Fort Smith, Arkansas**	
Logged By: **N. Zurweller**	
Consulting Firm: **ENVIRON**	Checked By: **K. Stonestreet**
Contractor: **Mohawk Drilling**	Purpose: **Soil Boring**
Drilling Method: **Direct Push**	Datum: **NAVD88** Elevation: **472.53 amsl**
Sampling Method: **Continuous Sampler**	North: **369376.37** East: **591056.93**
Remarks:	Borehole Dia.: **2.5 inches** Total Depth: **27.5 feet**
	Project Number: **3433253A**
	Project Name: **Whirlpool Corporation**

Elevation (ft)	Depth (ft)	Recovery (feet)	Sample No.	PID (ppm)	USCS Code	Material Description
470	0	3.3	DP-02 (2.5-3.0)	3.7	CL	SILTY CLAY FILL, VERY DARK BROWN, SOME ROOT HAIRS, SLIGHTLY STIFF, PLASTIC, MOIST
					MH	CLAYEY SILT, LIGHT BROWN, SOME STRONG BROWN MOTTLING, VERY SLIGHTLY STIFF, PLASTIC, MOIST
				4.0		CLAYEY SILT, LIGHT BROWN, WITH RED MOTTLING, STIFF, PLASTIC, SLIGHTLY MOIST
					CL	SILTY CLAY, STRONG BROWN, WITH LIGHT BROWNISH GRAY MOTTLING, SOME BLACK NODULES, VERY STIFF, PLASTIC, SLIGHTLY MOIST, TRACE ROUNDED GRAVEL UP TO 1/8" LAST 0.7'
	5	4	DP-02 (6.5-7.0)	2.3		
465				3.2		
				2.8		SILTY CLAY, STRONG BROWN, WITH LIGHT BROWNISH GRAY MOTTLING, VERY STIFF, SOME BLACK NODULES, PLASTIC, SLIGHTLY MOIST, TRACE ROUNDED GRAVEL UP TO 1/8" LAST 0.7'
	10	2				SANDY CLAY, STRONG BROWN, WITH SUBROUNDED GRAVEL UP TO 1/8", TRACE BLACK NODULES, MEDIUM SAND, SLIGHTLY COHESIVE WHEN WET, STIFF, DRY.
				0		SANDY CLAY, STRONG BROWN, WITH SUBROUNDED GRAVEL UP TO 1/8", TRACE BLACK NODULES, MEDIUM SAND, PLASTIC, COHESIVE, STICKY, WET
460				7.4		
		4				
	15		DP-02 (15.0-15.5)	10.1		SANDY CLAY, STRONG BROWN, WITH LIGHT GREENISH GRAY MOTTLING, FINE SAND, STIFF TO VERY STIFF, PLASTIC, CRUMBLES, SLIGHTLY MOIST, INCREASING SAND WITH DEPTH.
				4.5	SC	CLAYEY SAND, STRONG BROWN, WITH LIGHT GREENISH GRAY MOTTLING, FINE SAND, STIFF TO VERY STIFF, PLASTIC, CRUMBLES, SLIGHTLY MOIST, INCREASING SAND WITH DEPTH
455					SW	
		1.6			SP	SAND, STRONG BROWN AND LIGHT GREENISH GRAY, TRACE CLAY, FINE SAND, SLIGHTLY COHESIVE, MOIST.
				0		SAND, STRONG BROWN, MEDIUM TO COARSE SAND, LOOSE, VERY MOIST TO WET
	20			5.1		
		4			GC	CLAYEY SAND AND GRAVEL, STRONG BROWN, SUBROUNDED GRAVEL UP TO 1", MEDIUM TO COARSE SAND, VERY SLIGHTLY COHESIVE, WET
450				6.2		
	25			9.5		SAND AND GRAVEL, STRONG BROWN, WITH CLAY, SUBROUNDED GRAVEL UP TO 1", MEDIUM TO COARSE SAND, VERY SLIGHTLY COHESIVE, WET
		3.5		2.9		
445					GM	WEATHERED SHALE AND CLAY, STRONG BROWN, SOME BLACK NODULES, SLIGHTLY PLASTIC TO PLASTIC, VERY STIFF, SLIGHTLY MOIST

Report: SOIL_LOG_REV_1_MKE2; File: TUESDAY_12PM_NZ2.GPJ; 05/02/14

ENVIRON

2118 N. Tyler Road, Wichita, Kansas 67212

Site ID: DP-3	Date(s): **12/18/2013**
Location: **Fort Smith, Arkansas**	
Logged By: **N. Zurweller**	
Consulting Firm: **ENVIRON**	Checked By: **K. Stonestreet**
Contractor: **Mohawk Drilling**	Purpose: **Soil Boring**
Drilling Method: **Direct Push**	Datum: **NAVD88** Elevation: **474.16 amsl**
Sampling Method: **Continuous Sampler**	North: **369335.30** East: **590941.79**
Remarks:	Borehole Dia.: **2.5 inches** Total Depth: **23.5 feet**
	Project Number: **3433253A**
	Project Name: **Whirlpool Corporation**

Elevation (ft)	Depth (ft)	Recovery (feet)	Sample No.	PID (ppm)	USCS Code	Material Description
				3.7	MH	SILTY FILL, DARK BROWN, SOME GRASS AND ROOT HAIRS, MOIST
		2.8				CLAYEY SILT, BROWN, TRACE ROOT HAIRS, SLIGHTLY STIFF, PLASTIC, MOIST
				4.6	CL	SILTY CLAY, BROWN, TRACE FINE SAND, PLASTIC, STICKY, COHESIVE, WET.
470			DP-03 (4-4.5)			
	5	4		4.1		SILTY CLAY, STRONG BROWN, GRAYISH BROWN MOTTLING, VERY STIFF, SLIGHTLY PLASTIC, SLIGHTLY MOIST
				4.4		
465				3.6		SILTY CLAY, STRONG BROWN, GRAYISH BROWN MOTTLING, WITH BLACK NODULES, HARD, VERY SLIGHTLY MOIST
	10	4		3.1		
			DP-03 (12-12.5)			
				4.7	CH	SANDY CLAY, STRONG BROWN, MEDIUM SAND, PLASTIC, SOFT, STICKY, WET
460		4				
	15			4.6		SILTY CLAY, STRONG BROWN, HARD, SLIGHTLY PLASTIC, SLIGHTLY MOIST
				4.1	CL	SANDY CLAY, STRONG BROWN, TRACE SUBROUNDED GRAVEL, STIFF TO VERY STIFF, MOIST TO VERY MOIST.
		3.8				
455				4.6		
	20					SANDY CLAY, STRONG BROWN, TRACE SMALL GRAVEL UP TO 1/8", VERY MOIST
		3.5		2.1		
				2.5	GC	SAND AND GRAVEL, STRONG BROWN, TRACE LIGHT GRAY MOTTLING, WITH CLAY, LITTLE BLACK NODULES, SUBROUNDED GRAVEL UP TO 1/2", MEDIUM TO COARSE SAND, SLIGHTLY COHESIVE, STIFF, MOIST.
450						
	25					
445						

Report: SOIL_LOG_REV_1_MKE2; File: TUESDAY_12PM_NZ2.GPJ; 05/02/14

ENVIRON

2118 N. Tyler Road, Wichita, Kansas 67212

Site ID:	DP-4	Date(s):	**12/18/2013**
Location:	**Fort Smith, Arkansas**		
Logged By:	**N. Zurweller**		
Consulting Firm:	**ENVIRON**	Checked By:	**K. Stonestreet**
Contractor:	**Mohawk Drilling**	Purpose:	**Soil Boring**
Drilling Method:	**Direct Push**	Datum:	**NAVD88** Elevation: **473.27 amsl**
Sampling Method:	**Continuous Sampler**	North:	**369328.62** East: **591044.76**
Remarks:		Borehole Dia.:	**2.5 inches** Total Depth: **26.0 feet**
		Project Number:	**3433253A**
		Project Name:	**Whirlpool Corporation**

Elevation (ft)	Depth (ft)	Recovery (feet)	Sample No.	PID (ppm)	USCS Code	Material Description
470	0	3.8		1.0	MH	SILTY FILL, DARK BROWN, TRACE CLAY, WITH GRASS AND ROOT HAIRS, SLIGHTLY STIFF, MOIST
				1.0		CLAYEY SILT, STRONG BROWN, TRACE GRAYISH BROWN MOTTLING, STIFF, SLIGHTLY PLASTIC, SLIGHTY MOIST TO VERY MOIST
	5	4		1.2	CL	SILTY CLAY, STRONG BROWN, SOME GRAYISH BROWN MOTTLING,TRACE SUBROUNDED GRAVEL UP TO 1/8",STIFF, SLIGHTLY PLASTIC, SLIGHTY MOIST TO VERY MOIST
				1.0		
465				1.1		SILTY CLAY, STRONG BROWN, WITH GRAYISH BROWN MOTTLING, TRACE SUBROUNDED GRAVEL UP TO 1/8", STIFF, SLIGHTLY PLASTIC, SLIGHTY MOIST TO VERY MOIST, TRACE FINE SAND LAST 0.3'
	10	4		2.0		SILTY CLAY, STRONG BROWN, WITH LIGHT GRAY MOTTLING, TRACE FINE SAND, SOME BLACK NODULES, SLIGHTLY PLASTIC, HARD, SLIGHTLY TO VERY SLIGHTLY MOIST
460		4		2.0		SANDY CLAY, STRONG BROWN, WITH LIGHT GRAY MOTTLING, TRACE RED STREAKING, SOME BLACK NODULES, FINE SAND, SLIGHTLY PLASTIC, HARD, SLIGHTLY TO VERY SLIGHTLY MOIST. CLAYEY SAND IN SHOE OF SAMPLER, LIGHT GRAY, SAND, FINE SAND, COHESIVE AND SLIGHTLY MOIST.
	15			1.9		
		4	DP-04 (18-18.5)	2.1		SANDY CLAY, BROWN, TRACE RED STREAKING, FINE GRAIN, WITH MOTTLING, LIGHT GRAY, SOME BLACK NODULES, SLIGHTLY PLASTIC, HARD, SLIGHTLY TO VERY SLIGHTLY MOIST.
455				2.5	SC	CLAYEY SAND, LIGHT BROWNISH GRAY, SOME SILT, FINE SAND, COHESIVE, VERY MOIST
						CLAYEY SAND, STRONG BROWN, FINE TO MEDIUM SAND, COHESIVE, STIFF, MOIST.
	20					SAND, BROWN, MEDIUM TO COARSE GRAIN, LOOSE, VERY MOIST.
		4		2.4		
450				2.7	GC	CLAYEY SAND AND GRAVEL, STRONG BROWN, MEDIUM TO COARSE SAND, SUBROUNDED GRAVEL UP TO 1/2", SLIGHTLY COHESIVE, MOIST
		2	DP-04 (25.0-25.5)	4.7		CLAYEY SAND, STRONG BROWN, WITH SUBROUNDED ROUNDED GRAVEL UP TO 1/2", MEDIUM TO COARSE SAND, SLIGHTLY COHESIVE, SLIGHTLY STIFF, MOIST.
	25					
445						

Report: SOIL_LOG_REV_1_MKE2; File: TUESDAY_12PM_NZ2.GPJ; 05/02/14

ENVIRON

2118 N. Tyler Road, Wichita, Kansas 67212

Site ID: DP-5	Date(s): **12/17/2013**
Location: **Fort Smith, Arkansas**	
Logged By: **N. Zurweller**	
Consulting Firm: **ENVIRON**	Checked By: **K. Stonestreet**
Contractor: **Mohawk Drilling**	Purpose: **Soil Boring**
Drilling Method: **Direct Push**	Datum: **NAVD88** Elevation: **473.08 amsl**
Sampling Method: **Continuous Sampler**	North: **368963.83** East: **590708.59**
Remarks:	Borehole Dia.: **2.5 inches** Total Depth: **25.5 feet**
	Project Number: **3433253A**
	Project Name: **Whirlpool Corporation**

Elevation (ft)	Depth (ft)	Recovery (feet)	Sample No.	PID (ppm)	USCS Code	Material Description
				1.2		SILTY FILL, VERY DARK BROWN, SUBANGULAR GRAVEL 0.5" TO 1.0", SLIGHTLY STIFF, SLIGHTLY COHESIVE, SLIGHTLY MOIST
		2.8			CL	SILTY CLAY, BROWN, TRACE BROWNISH GRAY MOTTLING, TRACE FINE SAND, PLASTIC, STIFF, MOIST TO SLIGHTLY MOIST
470				1.5		SILTY CLAY, STRONG BROWN, TRACE LIGHT GRAY MOTTLING, PLASTIC, VERY STIFF, SLIGHTLY MOIST
	5			1.7		
		4				
				1.2		
465						
				2.6	GP	SILTY CLAY, STRONG BROWN, TRACE LIGHT GRAY MOTTLING, PLASTIC, VERY STIFF, VERY MOIST
	10	4			CL	GRAVEL AND SAND, DARK BROWN, TRACE CLAY, COARSE SAND, ANGULAR GRAVEL, VERY SLIGHTLY COHESIVE, WET
				3.2		SILTY CLAY, STRONG BROWN, WITH LIGHT GRAY MOTTLING, HARD, PLASTIC, MOIST
460				4.7	GC	GRAVEL AND SILTY CLAY, DARK BROWN, SOME COARSE SAND, SUBROUNDED GRAVEL UP TO 0.5", COHESIVE TO SLIGHTLY COHESIVE, WET.
		4			CL	SILTY CLAY, STRONG BROWN, TRACE LIGHT GRAY MOTTLING, VERY STIFF, PLASTIC, MOIST
	15			1.2		
				3.0		SANDY CLAY, STRONG BROWN, TRACE LIGHT GRAY MOTTLING, VERY FINE SAND
455		2.2			SP	SAND AND GRAVEL SLUFF
				4.0	CL	SANDY CLAY, STRONG BROWN, TRACE SUBANGULAR GRAVEL, VERY FINE SAND, PLASTIC, SLIGHTLY STIFF, WET
	20					
		4	DP-05 (21.5-22.0)	2.4		
450				4.2		SANDY CLAY, STRONG BROWN, STIFF TO VERY STIFF, SLIGHTLY PLASTIC, MOIST TO VERY MOIST
		1.5	DP-05 (24.5-25.5)		SC	SANDY CLAY, STRONG BROWN, WITH SUBANGULAR GRAVEL UP TO 1", COARSE SAND, STIFF TO VERY STIFF, SLIGHTLY PLASTIC, WET
	25			4.0		
445						

Report: SOIL_LOG_REV_1_MKE2; File: TUESDAY_12PM_NZ2.GPJ; 05/02/14

ENVIRON

2118 N. Tyler Road, Wichita, Kansas 67212

Site ID:	DP-6	Date(s):	**1/11/2014**
Location:	**Fort Smith, Arkansas**		
Logged By:	**N. Zurweller**		
Consulting Firm:	**ENVIRON**	Checked By:	**K. Stonestreet**
Contractor:	**Mohawk Drilling**	Purpose:	**Soil Boring**
Drilling Method:	**Direct Push**	Datum:	**NAVD88** Elevation: **473.74 amsl**
Sampling Method:	**Continuous Sampler**	North:	**369008.09** East: **590755.62**
Remarks:		Borehole Dia.:	**2.5 inches** Total Depth: **26.0 feet**
		Project Number:	**3433253A**
		Project Name:	**Whirlpool Corporation**

Elevation (ft)	Depth (ft)	Recovery (feet)	Sample No.	PID (ppm)	USCS Code	Material Description
				58	CL	SILTY FILL AND GRAVEL, DARK BROWN, ANGULAR GRAVEL UP TO 1"
		4				SILTY CLAY, PALE BROWN, SOME GRAY MOTTLING, WITH WHITE NODULES, SLIGHTLY STIFF, SLIGHTLY PLASTIC TO PLASTIC, SLIGHTLY MOIST
				333		SILTY CLAY, STRONG BROWN, LITTLE YELLOWISH RED MOTTLING, LITTLE GRAY MOTTLING,SLIGHTLY PLASTIC TO PLASTIC, SLIGHTLY STIFF, SLIGHTLY MOIST, SLIGHT SOLVENT ODOR
470						
	5		DP-06 (5.5-6.0)	792		SILTY CLAY, STRONG BROWN, TRACE GRAY MOTTLING, SLIGHTLY PLASTIC TO PLASTIC, SLIGHTLY STIFF, SLIGHTLY MOIST, SLIGHT SOLVENT ODOR.
		4				
				565		SILTY CLAY, STRONG BROWN, WITH GRAY MOTTLING, TRACE BLACK NODULES, SLIGHTLY STIFF TO STIFF, PLASTIC, SLIGHTLY MOIST TO MOIST, SLIGHT SOLVENT ODOR
			DP-06 (8.5-9.0)			
465				316		SILTY CLAY, YELLOWISH RED, WITH GRAY MOTTLING, WITH BLACK NODULES, VERY STIFF, SLIGHTLY PLASTIC, SLIGHTLY MOIST, SLIGHT SOLVENT ODOR
	10	4				SILTY CLAY, YELLOWISH RED, WITH GRAY MOTTLING, WITH BLACK NODULES, SOME SUBROUNDED GRAVEL UP TO 1/8", VERY STIFF, SLIGHTLY PLASTIC, SLIGHTLY MOIST, SLIGHT SOLVENT ODOR
				437		SILTY CLAY, YELLOWISH RED, WITH GRAY MOTTLING, WITH BLACK NODULES, VERY STIFF, SLIGHTLY PLASTIC, SLIGHTLY MOIST, SLIGHT SOLVENT ODOR
				494		SILTY CLAY, YELLOWISH RED, WITH GRAY MOTTLING, GRAY, WITH BLACK NODULES, SOME SUBROUNDED GRAVEL UP TO 1/8", VERY STIFF, SLIGHTLY PLASTIC, SLIGHTLY MOIST
460		4				
	15			779		
				589		SILTY CLAY, YELLOWISH RED, TRACE GRAY MOTTLING, TRACE BLACK NODULES, SOME SUBROUNDED GRAVEL UP TO 1/8" , VERY STIFF, SLIGHTLY PLASTIC, MOIST, VERY SLIGHT SOLVENT ODOR.
		4				
455				405		
	20					
				343		SANDY CLAY, YELLOWISH RED, TRACE GRAY MOTTLING, TRACE BLACK NODULES, SOME SUBROUNDED GRAVEL UP TO 1/2", VERY FINE SAND, SLIGHTLY STIFF, SLIGHTLY PLASTIC, MOIST: SLIGHTLY STIFF FIRST 2', SLIGHTLY MOIST LAST 1.5'
		3				
				353	SC	CLAYEY SAND, STRONG BROWN, TRACE GRAY MOTTLING, SOME SUBROUNDED GRAVEL UP TO 3/4", FINE SAND, COHESIVE, SLIGHTLY STIFF, SLIGHTLY MOIST
450		2				
	25		DP-06 (25.5-26)	472		
445						

Report: SOIL_LOG_REV_1_MKE2; File: TUESDAY_12PM_NZ2.GPJ; 05/02/14

ENVIRON

2118 N. Tyler Road, Wichita, Kansas 67212

Site ID: DP-7	Date(s): **12/17/2013**
Location: **Fort Smith, Arkansas**	
Logged By: **N. Zurweller**	
Consulting Firm: **ENVIRON**	Checked By: **K. Stonestreet**
Contractor: **Mohawk Drilling**	Purpose: **Soil Boring**
Drilling Method: **Direct Push**	Datum: **NAVD88** Elevation: **473.3 amsl**
Sampling Method: **Continuous Sampler**	North: **369021.01** East: **590887.61**
Remarks:	Borehole Dia.: **2.5 inches** Total Depth: **25.0 feet**
	Project Number: **3433253A**
	Project Name: **Whirlpool Corporation**

Elevation (ft)	Depth (ft)	Recovery (feet)	Sample No.	PID (ppm)	USCS Code	Material Description
						CONCRETE
		4		1300	CL	SILTY CLAY, REDDISH YELLOW, STIFF, PLASTIC, VERY DARK GRAY MOTTLING, SLIGHTLY MOIST
470				5600		
	5	4	DP-07 (5.5-6)	5850		SILTY CLAY, STRONG BROWN, WITH BROWN MOTTLING, SLIGHTLY PLASTIC TO PLASTIC, SLIGHTLY STIFF, MOIST TO VERY MOIST, STRONG SOLVENT ODOR
						SILTY CLAY, REDDISH YELLOW, SOME GRAY, LITTLE VERY DARK GRAY, LITTLE ANGULAR GRAVEL, VERY STIFF, VERY PLASTIC, WET
				750		SILTY CLAY, BROWN AND GRAY, TRACE SUBANGULAR GRAVEL, VERY STIFF, PLASTIC, VERY MOIST, SOLVENT ODOR.
465				45		SILTY CLAY, BROWN AND GRAY, TRACE SUBANGULAR GRAVEL, VERY STIFF, PLASTIC, VERY MOIST, SOLVENT ODOR.
	10	4				SANDY CLAY, PALE BROWN, FINE SAND, WITH YELLOWISH RED MOTTLING, VERY STIFF, SLIGHTLY PLASTIC TO PLASTIC, WET, SOLVENT ODOR
				227		
			DP-07 (12.5-13)	108		SANDY CLAY, PALE BROWN, FINE SAND, WITH YELLOWISH RED MOTTLING, VERY STIFF, SLIGHTLY PLASTIC TO PLASTIC, WET, SOLVENT ODOR.
460						SILTY CLAY, YELLOW RED AND GRAY, STIFF, PLASTIC, MOIST
		4				SANDY CLAY, LIGHT GRAY TO REDDISH BROWN, FINE SAND, SLIGHTLY COHESIVE, SLIGHTLY MOIST, SLIGHT SOLVENT ODOR.
	15			32.1		
						SANDY CLAY, REDDISH BROWN, FINE GRAIN, PLASTIC, SLIGHTLY STIFF, WET.
		4		52.6	SC	CLAYEY SAND, LIGHT GRAY AND REDDISH BROWN, TRACE CLAY, FINE SAND, SLIGHTLY STIFF, SLIGHTLY COHESIVE, MOIST.
455				86.2		
	20				SP	SAND, STRONG BROWN, TRACE CLAY, MEDIUM TO COARSE SAND, SLIGHTLY COHESIVE, VERY MOIST
		3		23.8		
			DP-07 (23.5-24)	14	GC	SAND AND GRAVEL, STRONG BROWN, WITH CLAY, MEDIUM SAND, SUBROUNDED GRAVEL UP TO 1", STIFF, SLIGHTLY MOIST
450		1		16.3		SAND AND GRAVEL, STRONG BROWN, WITH CLAY, MEDIUM SAND, SUBROUNDED GRAVEL UP TO 1", STIFF, WET
	25					
445						

Report: SOIL_LOG_REV_1_MKE2; File: TUESDAY_12PM_NZ2.GPJ; 05/02/14

ENVIRON

2118 N. Tyler Road, Wichita, Kansas 67212

Site ID: DP-8	Date(s): **1/7/2014**
Location: **Fort Smith, Arkansas**	
Logged By: **N. Zurweller**	
Consulting Firm: **ENVIRON**	Checked By: **K. Stonestreet**
Contractor: **Mohawk Drilling**	Purpose: **Soil Boring**
Drilling Method: **Direct Push**	Datum: **NAVD88** Elevation: **473.33 amsl**
Sampling Method: **Continuous Sampler**	North: **369014.03** East: **590830.47**
Remarks:	Borehole Dia.: **2.5 inches** Total Depth: **24.0 feet**
	Project Number: **3433253A**
	Project Name: **Whirlpool Corporation**

Elevation (ft)	Depth (ft)	Recovery (feet)	Sample No.	PID (ppm)	USCS Code	Material Description
				49.4		SILTY CLAY AND GRAVEL FILL, DARK GRAYISH BROWN, ANGULAR GRAVEL UP TO 1", STIFF, VERY SLIGHTLY MOIST (FROZEN)
		3.7		815.4	CL	SILTY CLAY, STRONG BROWN, WITH LIGHT GRAY MOTTLING, WITH BLACK STREAKING, STIFF, PLASTIC, SLIGHTLY MOIST
470						SILTY CLAY, STRONG BROWN, WITH LIGHT GRAY MOTTLING, SUBROUNDED GRAVEL UP TO 1/4", VERY STIFF, PLASTIC, SLIGHTLY MOIST, SLIGHT SOLVENT ODOR
	5	4	DP-08 (5-5.5)	1555		
				1090		
465				1029		SANDY CLAY, REDDISH BROWN, TRACE LIGHT GRAY, SOME SUBROUNDED GRAVEL UP TO 1/8", SOME BLACK NODULES, FINE SAND, SLIGHTLY COHESIVE, SLIGHTLY STIFF, SLIGHTLY MOIST
	10	4	DP-08 (11-11.5)	3898		SILTY CLAY, STRONG BROWN, SOME LIGHT GRAY, SOME BLACK STREAKING, STIFF, PLASTIC, SLIGHTLY MOIST, SOLVENT ODOR
460				3673		SILTY CLAY, STRONG BROWN, WITH LIGHT GRAY, SOME BLACK STREAKING, STIFF, PLASTIC, SLIGHTLY MOIST, SOLVENT ODOR
	15	3.7		1989		
				4090		SANDY CLAY, LIGHT GRAYISH BROWN, VERY FINE SAND, COHESIVE, SLIGHTLY MOIST, SOLVENT ODOR
455		3.7	DP-08 (18.5-19)	15000	SC	CLAYEY SAND, STRONG BROWN, SOME LIGHT GRAY, COHESIVE, SLIGHTLY PLASTIC, VERY MOIST, SOLVENT ODOR
	20			87.1	GC	SAND AND GRAVEL, STRONG BROWN, WITH CLAY, SUBROUNDED GRAVEL UP TO 1", MEDIUM SAND, COHESIVE, SLIGHTLY STIFF, VERY MOIST TO WET, SOLVENT ODOR
		4				
450				38.9		
	25					
445						

Report: SOIL_LOG_REV_1_MKE2; File: TUESDAY_12PM_NZ2.GPJ; 05/02/14

ENVIRON

2118 N. Tyler Road, Wichita, Kansas 67212

Site ID:	DP-9	Date(s):	**1/8/2014**
Location:	**Fort Smith, Arkansas**		
Logged By:	**N. Zurweller**		
Consulting Firm:	**ENVIRON**	Checked By:	**K. Stonestreet**
Contractor:	**Mohawk Drilling**	Purpose:	**Soil Boring**
Drilling Method:	**Direct Push**	Datum:	**NAVD88** Elevation: **474.15 amsl**
Sampling Method:	**Continuous Sampler**	North:	**369034.62** East: **590987.84**
Remarks:		Borehole Dia.:	**2.5 inches** Total Depth: **26.0 feet**
		Project Number:	**3433253A**
		Project Name:	**Whirlpool Corporation**

Elevation (ft)	Depth (ft)	Recovery (feet)	Sample No.	PID (ppm)	USCS Code	Material Description
						CONCRETE
		4		35.9		SILTY FILL, DARK BROWN, SOME SUBBASE GRAVEL, STIFF, MOIST
				99.1	MH	CLAYEY SILT, LIGHT YELLOWISH BROWN, TRACE SUBROUNDED GRAVEL UP TO 1/2", SLIGHTLY STIFF, VERY SLIGHTLY TO SLIGHTLY PLASTIC, VERY SLIGHTLY MOIST
470					CL	SILTY CLAY, LIGHT YELLOWISH BROWN, SOME LIGHT GRAY MOTTLING, TRACE SUBROUNDED GRAVEL UP TO 1/8", STIFF, PLASTIC, SLIGHTLY MOIST
	5	4	DP-09 (5.0-5.5)	69.2		
				48.2		SILTY CLAY, LIGHT YELLOWISH BROWN AND STRONG BROWN, TRACE LIGHT GRAY MOTTLING, TRACE SUBROUNDED GRAVEL UP TO 1/8", TRACE FINE SAND, PLASTIC, SLIGHTLY MOIST
465				19.3		SILTY CLAY, STRONG BROWN, WITH LIGHT GRAY MOTTLING, TRACE SUBROUNDED GRAVEL UP TO 1/8", TRACE FINE SAND, HARD, PLASTIC, SLIGHTLY MOIST
	10	4		33.2		
				0		LOST SAMPLE DUE TO HARD DRILLING. SMALL AMOUNT OF SOIL IN SAMPLER: SILTY CLAY, BROWN, TRACE SAND, FINE GRAIN
460		0		0		
	15			95.9		SANDY CLAY, STRONG BROWN, SOME LIGHT GRAY MOTTLING, FINE SAND, PLASTIC, VERY SLIGHTLY STIFF, WET
		3.5			SC	CLAYEY SAND, STRONG BROWN, WITH LIGHT GRAY MOTTLING, FINE SAND, COHESIVE, WET, INCREASED SAND FROM 18'-18.5' BGS
455				134.4		
	20					CLAYEY SAND, STRONG BROWN, WITH LIGHT GRAY MOTTLING, FINE SAND, COHESIVE, WET
		3.5		32.3	SP	SAND WITH GRAVEL, BROWN, SOME DARK BROWN, TRACE CLAY, SUBROUNDED GRAVEL UP TO 1/8", MEDIUM TO COARSE SAND, SLIGHTLY COHESIVE, WET
				3.0		SAND AND GRAVEL, BROWN AND DARK BROWN, SOME CLAY, SUBROUNDED GRAVEL UP TO 1/4", MEDIUM TO COARSE SAND, COHESIVE, VERY MOIST TO WET
450		2			GC	SAND AND GRAVEL, BROWN AND DARK BROWN, WITH CLAY, SUBROUNDED GRAVEL UP TO 1/2", COARSE SAND, COHESIVE, VERY MOIST TO WET
	25			7.0		
445						

Report: SOIL_LOG_REV_1_MKE2; File: TUESDAY_12PM_NZ2.GPJ; 05/02/14

ENVIRON

2118 N. Tyler Road, Wichita, Kansas 67212

Site ID: DP-11	Date(s): **1/7/2014**
Location: **Fort Smith, Arkansas**	
Logged By: **N. Zurweller**	
Consulting Firm: **ENVIRON**	Checked By: **K. Stonestreet**
Contractor: **Mohawk Drilling**	Purpose: **Soil Boring**
Drilling Method: **Direct Push**	Datum: **NAVD88** Elevation: **475.35 amsl**
Sampling Method: **Continuous Sampler**	North: **369051.32** East: **590896.86**
Remarks:	Borehole Dia.: **2.5 inches** Total Depth: **26.0 feet**
	Project Number: **3433253A**
	Project Name: **Whirlpool Corporation**

Elevation (ft)	Depth (ft)	Recovery (feet)	Sample No.	PID (ppm)	USCS Code	Material Description
475				0.5	MH	SILT FILL, DARK GRAYISH BROWN, WITH SUBBASE GRAVEL, SOME CLAY, SLIGHTLY COHESIVE, SLIGHTLY MOIST
		4		1.1		CLAYEY SILT, YELLOWISH RED AND LIGHT YELLOWISH BROWN, WITH BLACK NODULES, SOME SUBROUNDED GRAVEL UP TO 1/8", SLIGHTLY PLASTIC, SLIGHTLY STIFF, SLIGHTLY MOIST
470	5	4		1.1	CL	SILTY CLAY, YELLOWISH RED AND LIGHT YELLOW BROWN BROWN, WITH LIGHT GRAY MOTTLING, WITH BLACK NODULES, SOME SUBROUNDED GRAVEL UP TO 1/8", SLIGHTLY PLASTIC, STIFF, SLIGHTLY MOIST
				0.5		
465	10	4		0.3		SILTY CLAY, YELLOWISH RED AND LIGHT YELLOWISH BROWN, WITH LIGHT GRAY MOTTLING, WITH BLACK NODULES, SOME SUBROUNDED GRAVEL UP TO 1/4", SLIGHTLY PLASTIC, HARD, SLIGHTLY MOIST
				0.2		
		4		1.1		SILTY CLAY, STRONG BROWN, TRACE LIGHT GRAY MOTTLING, SOME BLACK NODULES, HARD, SLIGHTLY PLASTIC, SLIGHTLY MOIST
460	15			2.2		SILTY CLAY, STRONG BROWN AND LIGHT GRAY, SOME BLACK NODULES, TRACE FINE SAND, HARD, SLIGHTLY PLASTIC, SLIGHTLY MOIST
				8.1		SANDY CLAY, STRONG BROWN, SOME LIGHT GRAY MOTTLING, FINE SAND, SLIGHTLY STIFF, MOIST TO VERY MOIST
		3.5	DP-11 (19.5-20.0)	19.5	SC	CLAYEY SAND, STRONG BROWN AND LIGHT GRAY, FINE SAND, TRACE MEDIUM SAND, SLIGHTLY COHESIVE, MOIST.
455	20				SP	SAND, STRONG BROWN, TRACE LIGHT GRAY, SOME CLAY, FINE TO MEDIUM SAND, SLIGHTLY TO VERY SLIGHTLY COHESIVE, WET
				37.3	SW	SAND, STRONG BROWN, TRACE LIGHT GRAY, TRACE CLAY, MEDIUM SAND, VERY SLIGHTLY COHESIVE
		2.8			GC	SAND AND GRAVEL, VERY DARK GRAYISH BROWN, TRACE CLAY, SUBROUNDED GRAVEL UP TO 1/2", MEDIUM SAND
				14.4		SAND AND GRAVEL, VERY DARK GRAYISH BROWN, TRACE CLAY, SUBROUNDED GRAVEL UP TO 1", MEDIUM SAND, WHITE ROCK AT TOTAL DEPTH (CHERT)
450	25	2		30.1		

Report: SOIL_LOG_REV_1_MKE2; File: TUESDAY_12PM_NZ2.GPJ; 05/02/14

ENVIRON

2118 N. Tyler Road, Wichita, Kansas 67212

Site ID:	DP-12	Date(s):	**1/11/2014**
Location:	**Fort Smith, Arkansas**		
Logged By:	**N. Zurweller**		
Consulting Firm:	**ENVIRON**	Checked By:	**K. Stonestreet**
Contractor:	**Mohawk Drilling**	Purpose:	**Soil Boring**
Drilling Method:	**Direct Push**	Datum:	**NAVD88** Elevation: **474.3 amsl**
Sampling Method:	**Continuous Sampler**	North:	**368949.21** East: **591101.69**
Remarks:		Borehole Dia.:	**2.5 inches** Total Depth: **30.0 feet**
		Project Number:	**3433253A**
		Project Name:	**Whirlpool Corporation**

Elevation (ft)	Depth (ft)	Recovery (feet)	Sample No.	PID (ppm)	USCS Code	Material Description
				7.6	CL	SUBBASE ANGULAR GRAVEL
		4		17.3		SILTY CLAY AND CLAYEY SILT, STRONG BROWN, SOME YELLOWISH RED, TRACE LIGHT GRAY, WITH BLACK NODULES, SLIGHTLY STIFF TO STIFF, SLIGHTLY PLASTIC, SLIGHTLY MOIST
470	5	3.6	DP-12 (4.5-5)	40.2		SILTY CLAY AND CLAYEY SILT, STRONG BROWN, SOME YELLOWISH RED, TRACE LIGHT GRAY, WITH BLACK NODULES, SLIGHTLY STIFF TO STIFF, SLIGHTLY PLASTIC, SLIGHTLY MOIST
				18.3		SILTY CLAY, STRONG BROWN, SOME GRAY MOTTLING, SOME BLACK NODULES, VERY STIFF, SLIGHTLY PLASTIC TO PLASTIC, MOIST
465	10	3.1	DP-12 (11.5-12.0)	13.7		SILTY CLAY, STRONG BROWN, WITH LIGHT GRAY MOTTLING, WITH BLACK NODULES, STIFF, SLIGHTLY PLASTIC TO PLASTIC, MOIST
				31.4		SANDY CLAY, STRONG BROWN, WITH LIGHT GRAY MOTTLING, TRACE SUBROUNDED GRAVEL UP TO 1/8", FINE SAND, STIFF, SLIGHTLY PLASTIC, MOIST
460	15	3.3		11.7		SANDY CLAY, STRONG BROWN, WITH LIGHT GRAY MOTTLING, TRACE SUBROUNDED GRAVEL UP TO 1/8", FINE SAND, STIFF, SLIGHTLY PLASTIC, MOIST
				7.8		SANDY CLAY, STRONG BROWN, WITH LIGHT GRAY MOTTLING, WITH SUBROUNDED GRAVEL UP TO 1/8", FINE SAND, STIFF, SLIGHTLY PLASTIC, VERY MOIST TO WET
		4		2.1		SANDY CLAY, STRONG BROWN, WITH LIGHT GRAY MOTTLING, WITH SUBROUNDED GRAVEL UP TO 1/8", FINE SAND, LITTLE BLACK NODULES, STIFF, SLIGHTLY PLASTIC, MOIST TO VERY MOIST
455				4.9		
	20			1.9	CH	SANDY CLAY, STRONG BROWN, TRACE BLACK NODULES, FINE SAND, STICKY, WET
		4		2.2	SC	CLAYEY SAND, STRONG BROWN, TRACE LIGHT GRAY MOTTLING, FINE SAND, COHESIVE, SOFT, MOIST
450					SP	SAND, DARK BROWN, SOME RED AND STRONG BROWN, SOME SUBROUNDED GRAVEL UP TO 1/8", TRACE CLAY, FINE TO MEDIUM SAND, VERY SLIGHTLY COHESIVE, MOIST TO VERY MOIST
	25	2		5.1	GC	SAND AND GRAVEL, STRONG BROWN, SOME CLAY, SUBROUNDED GRAVEL UP TO 1", MEDIUM TO COARSE SAND, COHESIVE, MOIST
				0		
		2		8.4		SAND AND GRAVEL, STRONG BROWN, WITH CLAY, SUBROUNDED GRAVEL UP TO 1", MEDIUM TO COARSE SAND, STICKY, COHESIVE, WET
445					CL	WEATHERED SHALE AND CLAY, STRONG BROWN, TRACE BLACK NODULES, LAMINATED,

Report: SOIL_LOG_REV_1_MKE2; File: TUESDAY_12PM_NZ2.GPJ; 05/02/14

ENVIRON

2118 N. Tyler Road, Wichita, Kansas 67212

Site ID: DP-12
Project Name: **Whirlpool Corporation**
Project Number: **3433253A**

Elevation (ft)	Water Level	Depth (ft)	Sample Interval	Sample No.		PID (ppm)	Graphic Log	USCS Code	Material Description
									STIFF, CRUMBLY WHEN DRY, VERY SLIGHTLY PLASTIC, SLIGHTLY MOIST. IN SHOE OF SAMPLER: BLACK WEATHERED SHALE, CRUMBLES, DRY.
440		35							
435		40							
430		45							
425		50							
420		55							
415		60							
410		65							
405									

Report: SOIL_LOG_REV_1_MKE2; File: TUESDAY_12PM_NZ2.GPJ; 05/02/14

ENVIRON MW Boring Logs

May 2014

ENVIRON

2118 N. Tyler Road, Wichita, Kansas 67212

Site ID: MW-85		Date(s): **5/21/2014**	
Location: **Fort Smith, Arkansas**			
Logged By: **N. Zurweller**		Checked By: **K. Stonestreet**	
Contractor: **Able Environmental**		Purpose: **Monitoring Well**	
Drilling Method: **Hollow Stem Auger**		GS Elevation: **amsl**	TOC Elevation: **amsl**
Sampling Method: **HSA Continuous Sampler**		North:	East:
Well Construction:		Borehole Dia.: **8.25 inches**	Total Depth: **30.0 feet**
Blank Casing: PVC	0 FT to 25 FT	Project Number: **3433253A**	
Screen: Sch. 40 0.10 PVC	25 FT to 30 FT	Project Name: **Whirlpool Corporation**	
Annular Fill: Cement Grout	0 FT to 20 FT	Remarks:	
Bentonite	20 FT to 22 FT		
Sand	22 FT to 30 FT		

Elevation (ft)	Depth (ft)	Recovery (feet)	Sample No.	PID (ppm)	Graphic Log	USCS Code	Material Description	Water Level	Well Construction
						CL	Fill - gravel and silty topsoil		Flush Mount
		5		96.1			Silty Clay, strong brown, some light gray mottling, little red brown mottling, little black nodules, stiff, slightly plastic, slightly moist		
				186.4					
	5						Silty Clay as above, some dark brown, little subrounded gravel up to 1/4", moist, slight solvent odor		
		5		264.9			Silty Clay as above, no dark brown, solvent odor		
				379.3			Silty Clay, strong brown, little light gray, some subrounded gravel up to 1/4", some fine sand, slightly plastic, dry, solvent odor		
	10						Silty Clay, strong brown, some light gray mottling, some black nodules, stiff, plastic, moist		
		5		466.1					
				601.6			Silty Clay as above, little very fine sand		
	15						Silty Clay as above, very stiff, slight solvent odor		
		5		327.2					
				185.7			Silty Clay, strong brown, some light gray mottling, little fine sand, some black nodules, very stiff, plastic, moist, slight solvent odor		
	20						Silty Clay as above, with fine sand		
		5		83.1					
				95.1		SC	Clayey Sand, strong brown, some light gray, some subrounded gravel up to 1", fine to medium sand, cohesive, moist, solvent odor		
	25					GC	Sand and Gravel, strong brown, with clay, subrounded to subangular gravel up to 1", medium to coarse sand, cohesive, wet, solvent odor		
		2.4		16					
				305.2					

Report: WELL_LOG_REV_MKE; File: TUESDAY_12PM_NZ2.GPJ; 6/3/14

ENVIRON

2118 N. Tyler Road, Wichita, Kansas 67212

Site ID: MW-85

Project Name: **Whirlpool Corporation**

Project Number: **3433253A**

Elevation (ft)	Depth (ft)	Recovery (feet)	Sample No.	PID (ppm)	Graphic Log	USCS Code	Material Description	Water Level	Well Construction
	35						Sand and Gravel and Silty Clay, strong brown, subrounded to subangular gravel up to 1", medium to coarse sand, cohesive, wet, solvent odor		
	40								
	45								
	50								
	55								
	60								
	65								

Report: WELL_LOG_REV_MKE; File: TUESDAY_12PM_NZ2.GPJ; 6/3/14

ENVIRON

2118 N. Tyler Road, Wichita, Kansas 67212

Site ID: MW-86		Date(s): **5/21/2014**	
Location: **Fort Smith, Arkansas**			
Logged By: **N. Zurweller**		Checked By: **K. Stonestreet**	
Contractor: **Able Environmental**		Purpose: **Monitoring Well**	
Drilling Method: **Hollow Stem Auger**		GS Elevation: **amsl**	TOC Elevation: **amsl**
Sampling Method: **HSA Continuous Sampler**		North:	East:
Well Construction:		Borehole Dia.: **8.25 inches**	Total Depth: **28.0 feet**
Blank Casing: PVC	0 FT to 23 FT	Project Number: **3433253A**	
Screen: Sch. 40 0.10 PVC	23 FT to 28 FT	Project Name: **Whirlpool Corporation**	
Annular Fill: Cement Grout	0 FT to 19 FT	Remarks:	
Bentonite	19 FT to 21 FT		
Sand	21 FT to 28 FT		

Elevation (ft)	Depth (ft)	Recovery (feet)	Sample No.	PID (ppm)	Graphic Log	USCS Code	Material Description	Water Level	Well Construction
				106.7			Fill, silty clay, very dark grayish brown, with subangular gravel, stiff, dry, strong odor		Flush Mount
		4		480.1		CL	Silty Clay, strong brown, some light gray mottling, little red mottling, little black nodules, stiff, slightly plastic, moist		
	5			326			Silty Clay as above, no red mottling, some subrounded gravel up to 1/2", very stiff, plastic		
		5		557.3					
	10			383.2					
		5		2024			Silty Clay, strong brown, some light gray mottling, some subrounded gravel up to 1/2", some very fine sand, little black nodules, stiff, slightly plastic, moist, solvent odor		
	15			1678			Silty Clay as above, no gravel, some black nodules, stiff to very stiff, slightly plastic to plastic		
		5		1349					
	20			1407		GC	Silty Clay, strong brown, some light gray mottling, some very fine sand, some black nodules, stiff to very stiff, slightly plastic to plastic, very moist, solvent odor		
		3.8		873			Silty Clay and Gravel, with fine to medium sand, strong brown, little light gray, subrounded gravel up to 1", cohesive, wet, strong solvent odor		
	25			9570			Sand and Gravel, with clay, subrounded gravel up to 1", strong brown, cohesive to slightly cohesive, wet		
				1234			Sand and Gravel as above, subrounded and subangular gravel up to 2", little black weathered shale, strong solvent odor		

Report: WELL_LOG_REV_MKE; File: TUESDAY_12PM_NZ2.GPJ; 6/3/14

Appendix B

June 2014 Boring Logs

ENVIRON

7500 College Blvd, Overland Park, Kansas 66210

Site ID: DP-23	Date(s): **6/24/2014**
Location: **Fort Smith, Arkansas**	
Logged By: **N. Zurweller**	
Consulting Firm: **ENVIRON**	Checked By: **K. Stonestreet**
Contractor: **Walker-Hill Environmental**	Purpose: **Soil Boring**
Drilling Method: **Sonic**	Datum: **NAVD88** Elevation: **474.55 amsl**
Sampling Method: **Continuous Sampler**	North: **369040.12** East: **590967.74**
Remarks: **Abandoned with neat cement/bentonite grout via tremie pipe**	Borehole Dia.: **3 inches** Total Depth: **27.0 feet**
	Project Number: **3433233A**
	Project Name: **Whirlpool Corporation**

Elevation (ft)	Depth (ft)	Recovery (feet)	Sample No.	PID (ppm)	USCS Code	Material Description
						Concrete and subbase gravel fill
				230.9	CL	Silty Clay, dark brown, little light gray mottling, little subrounded gravel up to 1/4", little black nodules, stiff, plastic, moist
		4.8	DP-23(4.5)	1022		Silty Clay as above, strong brown, solvent odor
470	5					
				1057		Silty Clay as above, trace gravel, very stiff
		2.8		235.7		
465			DP-23(10)			
	10					Silty Clay as above, with light gray mottling
		5		519.9		
				325.4		
460			DP-23(15)			Silty Clay, strong brown, with light gray mottling, with fine sand, very stiff, slightly plastic, slightly moist, increasing silt with depth
	15					Silty Clay, strong brown, little light gray mottling, with fine sand, slightly stiff, cohesive, plastic, moist
		5		150.1		
				43.1		
455						Silty Clay as above, very moist, increasing fine sand
	20	2	DP-23(20.5)		SC	Clayey Sand, strong brown, little light gray mottling, with silt, little subrounded gravel up to 1/4", fine sand, cohesive, sticky, wet
				12.4	GC	Sand and Gravel, strong brown, with clay, subrounded gravel up to 3/4", medium to coarse sand, cohesive, very moist
				21.5		Sand and Gravel as above, increasing clay with depth
450		5				Silty Clay, strong brown, with subrounded gravel up to 1", with medium to coarse sand, hard, slightly cohesive, moist to slightly moist
	25			13.8	CL	
445						

Report: SOIL_LOG_REV_1_MKE2; File: THURSDAY_12PM_NZ.GPJ; 07/29/14

ENVIRON

7500 College Blvd, Overland Park, Kansas 66210

Site ID: DP-24	Date(s): **6/25/2014**
Location: **Fort Smith, Arkansas**	
Logged By: **N. Zurweller**	
Consulting Firm: **ENVIRON**	Checked By: **K. Stonestreet**
Contractor: **Walker-Hill Environmental**	Purpose: **Soil Boring**
Drilling Method: **Sonic**	Datum: **NAVD88** Elevation: **474.80 amsl**
Sampling Method: **Continuous Sampler**	North: **369043.27** East: **590907.40**
Remarks: **Abandoned with neat cement/bentonite grout via tremie pipe**	Borehole Dia.: **3 inches** Total Depth: **30.0 feet**
	Project Number: **3433233A**
	Project Name: **Whirlpool Corporation**

Elevation (ft)	Depth (ft)	Recovery (feet)	Sample No.	PID (ppm)	USCS Code	Material Description
						Concrete
		4		4.9	CL	Silty Clay, strong brown, little light gray and red mottling, little dark brown first 0.5', some black nodules, little subrounded gravel up to 1/4", stiff, plastic, slightly moist, slight petroleum odor first 0.5'
				1.2		
470	5					
		4		4.1		Silty Clay as above, with black nodules
			DP-24(9.5)	11.7		Silty Clay as above, with light gray mottling, little black nodules, very stiff
465	10					
		5.3	DP-24(12)	18		Silty Clay as above, with black nodules
				12.4		Silty Clay, strong brown, with light gray mottling, some black nodules, little fine sand, very stiff, plastic, moist
460	15					
		5	DP-24(18)	22.6		
				32.2		Silty Clay, strong brown, with light gray mottling, some sandy clay, fine sand, slightly stiff, slightly plastic, cohesive, very moist
455	20		DP-24(20.5)		SC	Clayey Sand, strong brown, with subrounded gravel up to 1/2", medium to coarse sand, cohesive, wet
		5		8.8	GC	Sand and Gravel, strong brown, with silty clay, subrounded gravel up to 1", medium to coarse sand, very stiff, cohesive, very moist, increasing clay with depth
				16.7		
450	25				CL	Silty Clay, strong brown, with subrounded gravel up to 1", with medium to coarse sand, very stiff, slightly cohesive, slightly moist
		5	DP-24(27)	20.3		
					MH	Clayey Silt, strong brown, hard, slightly plastic, dry
				5.4		Shale, very dark gray, hard, laminated, dry, crumbles with hand pressure

Report: SOIL_LOG_REV_1_MKE2; File: THURSDAY_12PM_NZ.GPJ; 07/29/14

ENVIRON

7500 College Blvd, Overland Park, Kansas 66210

Site ID: DP-25	Date(s): **6/27/2014**
Location: **Fort Smith, Arkansas**	
Logged By: **N. Zurweller**	
Consulting Firm: **ENVIRON**	Checked By: **K. Stonestreet**
Contractor: **Walker-Hill Environmental**	Purpose: **Soil Boring**
Drilling Method: **Sonic**	Datum: **NAVD88** Elevation: **473.34 amsl**
Sampling Method: **Continuous Sampler**	North: **369022.10** East: **590847.95**
Remarks: **Abandoned with neat cement/bentonite grout via tremie pipe**	Borehole Dia.: **3 inches** Total Depth: **30.0 feet**
	Project Number: **3433233A**
	Project Name: **Whirlpool Corporation**

Elevation (ft)	Depth (ft)	Recovery (feet)	Sample No.	PID (ppm)	USCS Code	Material Description
				108.2		Concrete Fill, dark grayish brown, silty clay, sand and gravel, wet, petroleum odor
470		4	DP-25(4.5)	397.1	CL	Silty Clay, strong brown, little light gray mottling, little subrounded gravel up to 1/4", little black nodules, stiff, plastic, moist
	5		DP-25(6)	981.1		Silty Clay as above, very stiff, increasing silt with depth
465		5		867		
	10			985		Silty Clay as above, little fine sand, solvent odor
460		5	DP-25(14)	1973		
	15		DP-25(17)	747.7		Sandy Clay, strong brown, with light gray mottling, with silt, fine sand, slightly stiff, plastic, cohesive, moist to very moist
		5				Sandy Clay as above, wet, increasing sand
455					SP	Sand, strong brown, with silty clay and subrounded gravel up to 1/2", medium sand, slightly cohesive to cohesive, wet
				114.6	GC	Sand and Gravel, strong brown, with silty clay, subrounded gravel up to 1", medium to coarse sand, cohesive, wet
	20					Sand and Gravel as above, some silty clay, slightly cohesive, wet
450		5		30.5		
				126.5	CL	Silty Clay, strong brown, with subrounded gravel up to 1", with medium to coarse sand, slightly cohesive, wet
	25		DP-25(25.5)			Silty Clay as above, moist
				73.3		Silty Clay as above, moist to very moist
		5				
445					MH	Clayey Silt, strong brown, hard, slightly plastic, dry
				1.3		Shale, very dark gray, little black, hard, laminated, dry, crumbles with hand pressure

Water Level

Graphic Log

Report: SOIL_LOG_REV_1_MKE2; File: THURSDAY_12PM_NZ.GPJ; 07/29/14

ENVIRON

7500 College Blvd, Overland Park, Kansas 66210

Site ID: DP-26	Date(s): **6/26/2014**
Location: **Fort Smith, Arkansas**	
Logged By: **N. Zurweller**	
Consulting Firm: **ENVIRON**	Checked By: **K. Stonestreet**
Contractor: **Walker-Hill Environmental**	Purpose: **Soil Boring**
Drilling Method: **Sonic**	Datum: **NAVD88** Elevation: **474.54 amsl**
Sampling Method: **Continuous Sampler**	North: **369024.01** East: **590787.11**
Remarks: **Abandoned with neat cement/bentonite grout via tremie pipe**	Borehole Dia.: **3 inches** Total Depth: **30.0 feet**
	Project Number: **3433233A**
	Project Name: **Whirlpool Corporation**

Elevation (ft)	Depth (ft)	Recovery (feet)	Sample No.	PID (ppm)	USCS Code	Material Description
		5		0.3		Fill, dark grayish brown, silty clay, with sand and gravel, moist
470	5	5		0.1	CL	Silty Clay, strong brown, little light gray mottling, little subrounded gravel up to 1/4", stiff, plastic, moist
				1.1		Silty Clay as above, very stiff
465	10	5	DP-26(11)	1.6		Silty Clay as above, some subrounded gravel up to 1/4", stiff
				2.2		Silty Clay as above, some subrounded gravel up to 1/2"
460	15	5	DP-26(16)	2.4		Silty Clay, strong brown, little light gray, little black nodules, very stiff, plastic, moist
				1.7		
				2.6		Silty Clay as above, with light bluish gray mottling, trace black nodules
455	20	4	DP-26(24)	3.5		Silty Clay as above, stiff, slightly plastic
				9.3	GC	Sand and Gravel, strong brown, with silty clay, subrounded gravel up to 1", medium to coarse sand, cohesive, sticky, wet
450	25	5	DP-26(28)	85.7	CL	Silty Clay, strong brown, with subrounded gravel up to 1", with medium to coarse sand, stiff, cohesive, moist to very moist
				64.5	MH	Clayey Silt, strong brown, hard, slightly plastic, dry
445						Shale, very dark gray, hard, laminated, dry, crumbles with hand pressure

Report: SOIL_LOG_REV_1_MKE2; File: THURSDAY_12PM_NZ.GPJ; 07/29/14

ENVIRON

7500 College Blvd, Overland Park, Kansas 66210

Site ID: DP-27	Date(s): **6/26/2014**
Location: **Fort Smith, Arkansas**	
Logged By: **N. Zurweller**	
Consulting Firm: **ENVIRON**	Checked By: **K. Stonestreet**
Contractor: **Walker-Hill Environmental**	Purpose: **Soil Boring**
Drilling Method: **Sonic**	Datum: **NAVD88** Elevation: **475.35 amsl**
Sampling Method: **Continuous Sampler**	North: **369012.98** East: **590717.35**
Remarks: **Abandoned with neat cement/bentonite grout via tremie pipe**	Borehole Dia.: **3 inches** Total Depth: **35.0 feet**
	Project Number: **3433233A**
	Project Name: **Whirlpool Corporation**

Elevation (ft)	Depth (ft)	Recovery (feet)	Sample No.	PID (ppm)	USCS Code	Material Description
475				0.3		Fill, grayish brown, clayey silt, some sand and gravel
		4		0.1	CL	Silty Clay, strong brown, little black nodules, stiff, plastic, moist
470	5	5		0.0		Silty Clay, as above, some black nodules, little subrounded gravel up to 1/4", very stiff, very moist and sticky from 7-8' bgs
				0.2		
465	10	5	DP-27(12.5)	0.3		Silty Clay, strong brown, some black nodules, little subrounded gravel up to 1/4", stiff, plastic, moist, increasing silt with depth
				0.0		
460	15	5		0.0		Silty Clay as above, some light gray mottling, little black nodules
				0.0		
455	20	6	DP-27(23.5)	0.3		Silty Clay as above, some fine sand, hard
				0.2		
450	25	4	DP-27(26.5)	0.5	GC	Silty Clay and Gravel, strong brown, with fine sand, subrounded gravel up to 3", slightly cohesive, moist
				2.1		Gravel, strong brown and light brown, with silty clay and medium sand, subrounded to subangular gravel

Report: SOIL_LOG_REV_1_MKE2; File: THURSDAY_12PM_NZ.GPJ; 07/29/14

ENVIRON

7500 College Blvd, Overland Park, Kansas 66210

Site ID: DP-27
Project Name: **Whirlpool Corporation**
Project Number: **3433233A**

Elevation (ft)	Water Level	Depth (ft)	Sample Interval	Sample No.		PID (ppm)	Graphic Log	USCS Code	Material Description
445									up to 4", loose, dry Shale, very dark gray, hard, laminated, dry, breaks with hand pressure, little clayey silt from 26-27' bgs
440		35							
435		40							
430		45							
425		50							
420		55							
415		60							
410		65							

Report: SOIL_LOG_REV_1_MKE2; File: THURSDAY_12PM_NZ.GPJ; 07/29/14

ENVIRON

7500 College Blvd, Overland Park, Kansas 66210

Site ID: DP-28	Date(s): **6/24/2014**
Location: **Fort Smith, Arkansas**	
Logged By: **N. Zurweller**	
Consulting Firm: **ENVIRON**	Checked By: **K. Stonestreet**
Contractor: **Walker-Hill Environmental**	Purpose: **Soil Boring**
Drilling Method: **Sonic**	Datum: **NAVD88** Elevation: **473.61 amsl**
Sampling Method: **Continuous Sampler**	North: **369025.60** East: **590966.68**
Remarks: **Abandoned with neat cement/bentonite grout via tremie pipe**	Borehole Dia.: **3 inches** Total Depth: **30.0 feet**
	Project Number: **3433233A**
	Project Name: **Whirlpool Corporation**

Elevation (ft)	Depth (ft)	Recovery (feet)	Sample No.	PID (ppm)	USCS Code	Material Description
						Concrete
		5	DP-28(4.5)	98.5 43.1	CL	Silty Clay, strong brown, little light gray mottling, little black nodules, stiff, plastic, slightly moist
470	5	5	DP-28(7.5)	103.7		Silty Clay, strong brown, little light gray mottling, little subrounded gravel up to 1/4", stiff, plastic, slightly moist
465	10	5.5	DP-28(12)	98.5 56.2		Silty Clay as above, very stiff, little black nodules
460	15	5.8	DP-28(17)	9.2 15.7		Silty Clay, strong brown, with light gray mottling, some fine sand, stiff, plastic, slightly moist to moist
455	20	5	DP-28(20.5)	16.5 18.6	SC SW GC	Sandy Clay, strong brown, with light gray mottling, slightly stiff, plastic, cohesive, very moist Clayey Sand, strong brown, fine sand, cohesive, very moist Sand, strong brown, some silty clay, some subrounded gravel up to 1/2", fine to medium sand, slightly cohesive, wet Sand and Gravel, strong brown, with silty clay, subrounded gravel up to 1", medium to coarse sand, cohesive, very moist
450	25	5		20.3 15.4		Silty Clay and Gravel, strong brown, some coarse sand, subrounded gravel up to 1", very stiff, slightly moist
445				5.4	MH	Clayey Silt, strong brown, trace subrounded gravel up to 1/4", very stiff, slightly plastic, slightly moist Shale, very dark gray, hard, laminated, dry, crumbles with hand pressure

Water Level

Graphic Log

Report: SOIL_LOG_REV_1_MKE2; File: THURSDAY_12PM_NZ.GPJ; 07/29/14

ENVIRON

7500 College Blvd, Overland Park, Kansas 66210

Site ID: DP-29	Date(s): **6/25/2014**
Location: **Fort Smith, Arkansas**	
Logged By: **N. Zurweller**	
Consulting Firm: **ENVIRON**	Checked By: **K. Stonestreet**
Contractor: **Walker-Hill Environmental**	Purpose: **Soil Boring**
Drilling Method: **Sonic**	Datum: **NAVD88** Elevation: **473.28 amsl**
Sampling Method: **Continuous Sampler**	North: **369018.70** East: **590907.07**
Remarks: **Abandoned with neat cement/bentonite grout via tremie pipe**	Borehole Dia.: **3 inches** Total Depth: **30.0 feet**
	Project Number: **3433233A**
	Project Name: **Whirlpool Corporation**

Elevation (ft)	Depth (ft)	Recovery (feet)	Sample No.	PID (ppm)	USCS Code	Material Description
						Concrete
				>15000	CL	Silty Clay, strong brown, with black nodules, little subrounded gravel up to 1/4", stiff, plastic, slightly moist
470		4	DP-29(3)	>15000		Silty Clay as above, very stiff, solvent odor
	5					Silty Clay as above, some dark brown
		6		>15000		Silty Clay, strong brown, with light gray mottling, some dark brown from 5-6' bgs, little subrounded gravel up to 1/4", little black nodules, very stiff, plastic, slightly moist, solvent odor
465			DP-29(9)	>15000		
	10			6009		
		4.6				
460			DP-29(14.5)	1210		
	15					Silty Clay as above, little fine sand, slightly stiff, moist, increasing silt with depth, slight solvent odor
		5		480.4		Sandy Clay, strong brown, little light gray mottling, with silt, fine sand, slightly plastic, cohesive, very moist
455				106		
	20		DP-29(20.5)		SC	Clayey Sand, strong brown, some dark brown, with silt, some subrounded gravel up to 1/2", fine to medium sand, cohesive, very moist
				100.8		Clayey Sand, strong brown, some subrounded gravel up to 3/4", medium to coarse sand, slightly cohesive, wet
		5			GC	Sand and Gravel, strong brown, with silty clay, subrounded gravel up to 1", medium to coarse sand, stiff, cohesive, very moist, increasing clay with depth
450				46.3		
	25				CL	Silty Clay, strong brown, with sand and gravel, subrounded gravel up to 1", medium to coarse sand, very stiff, slightly plastic, cohesive, moist
				18.6	MH	Clayey Silt, grayish brown and strong brown, hard, slightly plastic, slightly moist
		5				Shale, very dark gray, hard, laminated, dry, crumbles with hand pressure
445				4.7		

Report: SOIL_LOG_REV_1_MKE2; File: THURSDAY_12PM_NZ.GPJ; 07/29/14

ENVIRON

7500 College Blvd, Overland Park, Kansas 66210

Site ID: DP-30	Date(s): **6/25/2014**
Location: **Fort Smith, Arkansas**	
Logged By: **N. Zurweller**	
Consulting Firm: **ENVIRON**	Checked By: **K. Stonestreet**
Contractor: **Walker-Hill Environmental**	Purpose: **Soil Boring**
Drilling Method: **Sonic**	Datum: **NAVD88** Elevation: **473.22 amsl**
Sampling Method: **Continuous Sampler**	North: **369011.31** East: **590847.07**
Remarks: **Abandoned with neat cement/bentonite grout via tremie pipe**	Borehole Dia.: **3 inches** Total Depth: **30.0 feet**
	Project Number: **3433233A**
	Project Name: **Whirlpool Corporation**

Elevation (ft)	Depth (ft)	Recovery (feet)	Sample No.	PID (ppm)	USCS Code	Material Description
						Concrete
				35.5		Fill, light gray, sand and gravel, little silty clay
470		5	DP-30(4.5)	86.1	CL	Silty Clay as above, strong brown, little light gray mottling, little subrounded gravel up to 1/4", little black nodules, stiff, plastic, slightly moist, solvent odor
	5					
		5	DP-30(8)	820.2		Silty Clay as above, with light gray mottling, very stiff, increasing silt with depth
465				4204		
	10					
		5	DP-30(13.5)	>15000		
460				8076		
	15					Silty Clay as above, little fine sand
				1634		Sandy Clay, strong brown, with light bluish gray mottling, with silt, slightly stiff, cohesive, moist
		5				Sandy Clay, strong brown, little subrounded gravel up to 1/2", medium to coarse sand, cohesive, very moist
455				202.8		
	20				GC	Sand and Gravel, strong brown, with clay, subrounded gravel up to 3/4", medium to coarse sand, cohesive, very moist
					SW	Sand, strong brown, with subrounded gravel up to 3/4", some silty clay, medium to coarse sand, slightly cohesive, wet
		5	DP-30(22)	68.3	GC	Sand and Gravel, strong brown, subrounded gravel up to 3/4", some silty clay, medium to coarse sand, slightly cohesive, wet
450						Sand and Gravel, strong brown, with silty clay, subrounded gravel up to 1", medium to coarse sand, very cohesive, wet
				116.4		
	25				CL	Silty Clay, strong brown, with subrounded gravel up to 1", with medium to coarse sand, very stiff, slightly moist
				20.4		
		5			MH	Clayey Silt, strong brown and dark grayish brown, hard, slightly plastic, dry
445				2.4		Shale, very dark gray, hard, laminated, dry, crumbles with hand pressure

Report: SOIL_LOG_REV_1_MKE2; File: THURSDAY_12PM_NZ.GPJ; 07/29/14

ENVIRON

7500 College Blvd, Overland Park, Kansas 66210

Site ID: DP-31	Date(s): **6/26/2014**
Location: **Fort Smith, Arkansas**	
Logged By: **N. Zurweller**	
Consulting Firm: **ENVIRON**	Checked By: **K. Stonestreet**
Contractor: **Walker-Hill Environmental**	Purpose: **Soil Boring**
Drilling Method: **Sonic**	Datum: **NAVD88** Elevation: **473.40 amsl**
Sampling Method: **Continuous Sampler**	North: **368991.31** East: **590787.77**
Remarks: **Abandoned with neat cement/bentonite grout via tremie pipe**	Borehole Dia.: **3 inches** Total Depth: **30.0 feet**
	Project Number: **3433233A**
	Project Name: **Whirlpool Corporation**

Elevation (ft)	Depth (ft)	Recovery (feet)	Sample No.	PID (ppm)	USCS Code	Material Description
						Concrete
				4.9		Fill, dark gray, sand and gravel, with silty clay, petroleum odor
470		4.5	DP-31(3)	15.5	CL	Silty Clay, strong, brown, little light gray mottling, little black nodules, stiff, plastic, moist
	5					
		4		27.1		Silty Clay as above, little subrounded gravel up to 1/4", trace light gray mottling
465			DP-31(9.5)	353.1		
	10					
		5	DP-31(12)	1714		
460				3419		Silty Clay as above, some light gray mottling, increasing silt with depth
	15					
		5.5		1540		Silty Clay as above, little fine sand, slight solvent odor
455				957.7		
	20					Sandy Clay, strong brown, with subrounded gravel up to 3/4", medium to coarse sand, stiff, cohesive, very moist to moist
		5.5	DP-31(22)	225.1	GC	Sand and Gravel, strong brown, with silty clay, subrounded gravel up to 1", medium to coarse sand, cohesive, wet
450				885.7	CL	Silty Clay, strong brown, with subrounded gravel up to 1", with medium to coarse sand, slightly stiff, cohesive, very moist
	25					Silty Clay as above, stiff, moist
		5.5	DP-31(27)	192.4		Silty Clay as above, subrounded gravel up to 3"
445				5.4	MH	Clayey Silt, strong brown, hard, slightly plastic, dry
						Shale, very dark gray, hard, laminated, dry, crumbles with hand pressure

Report: SOIL_LOG_REV_1_MKE2; File: THURSDAY_12PM_NZ.GPJ; 07/29/14

ENVIRON

7500 College Blvd, Overland Park, Kansas 66210

Site ID: DP-32	Date(s): **6/26/2014**
Location: **Fort Smith, Arkansas**	
Logged By: **N. Zurweller**	
Consulting Firm: **ENVIRON**	Checked By: **K. Stonestreet**
Contractor: **Walker-Hill Environmental**	Purpose: **Soil Boring**
Drilling Method: **Sonic**	Datum: **NAVD88** Elevation: **474.14 amsl**
Sampling Method: **Continuous Sampler**	North: **368992.52** East: **590723.19**
Remarks: **Abandoned with neat cement/bentonite grout via tremie pipe**	Borehole Dia.: **3 inches** Total Depth: **30.0 feet**
	Project Number: **3433233A**
	Project Name: **Whirlpool Corporation**

Elevation (ft)	Depth (ft)	Recovery (feet)	Sample No.	PID (ppm)	USCS Code	Material Description
		5		0.7		Fill, strong brown and dark grayish brown, silty clay and gravel, some coarse sand, plastic, moist, petroleum odor
470			DP-32(4.5)	33.9	CL	Silty Clay, strong brown, little light gray mottling, some black nodules, stiff, plastic, moist
	5	5		1801		Silty Clay as above, very stiff, slight solvent odor from 8-10' bgs
465			DP-32(9.5)	1073		
	10	5	DP-32(12)	1394		Silty Clay as above, increasing silt with depth, solvent odor
460				>15000		
	15	5		915.5		Silty Clay as above, little fine sand, little black nodules, no solvent odor
455				338.9		
	20	6	DP-32(22.5)	201.8		Silty Clay, strong brown, with subrounded gavel up to 1", with fine sand, dry
450				61.0	GC	Sand and Gravel, strong brown, with silty clay, subrounded gravel up to 1", medium to coarse sand, dry
	25					Sand and Gravel as above, cohesive, wet
		4	DP-32(27)	4.1	MH	Clayey Silt, strong brown, hard, slightly plastic, slightly moist
445				4.4		Shale, very dark grayish brown, hard, laminated, dry, crumbles with hand pressure

Water Level

Report: SOIL_LOG_REV_1_MKE2; File: THURSDAY_12PM_NZ.GPJ; 07/29/14

ENVIRON

7500 College Blvd, Overland Park, Kansas 66210

Site ID: DP-33	Date(s): **6/25/2014**
Location: **Fort Smith, Arkansas**	
Logged By: **N. Zurweller**	
Consulting Firm: **ENVIRON**	Checked By: **K. Stonestreet**
Contractor: **Walker-Hill Environmental**	Purpose: **Soil Boring**
Drilling Method: **Sonic**	Datum: **NAVD88** Elevation: **473.61 amsl**
Sampling Method: **Continuous Sampler**	North: **369010.07** East: **590966.17**
Remarks: **Abandoned with neat cement/bentonite grout via tremie pipe**	Borehole Dia.: **3 inches** Total Depth: **30.0 feet**
	Project Number: **3433233A**
	Project Name: **Whirlpool Corporation**

Elevation (ft)	Depth (ft)	Recovery (feet)	Sample No.	PID (ppm)	USCS Code	Material Description
						Concrete
						Fill, dark gray subbase sand and gravel
470		5	DP-33(2)	98.9	CL	Silty Clay, strong brown, little light gray mottling, little black nodules, stiff, plastic, moist, slight solvent odor at 2-3' bgs
	5		DP-33(5.5)	171.9		Silty Clay, strong brown, little light gray mottling, little black nodules, slightly stiff, plastic, very moist
465		5.3		171.1		Silty Clay as above, some light gray gray mottling, very stiff, moist
	10		DP-33(11.5)	73.9		Silty Clay as above, trace black nodules
460		5		14.4		Silty Clay, strong brown, with light gray mottling, little fine sand, trace black nodules, stiff, slightly plastic, moist
	15			4.5		Sandy Clay, strong brown, some light gray mottling, fine sand, slightly stiff, slightly plastic, moist
455		4.5		19.8		
	20		DP-33(21.5)	11.9		Sandy Clay as above, fine to medium sand, some subrounded gravel up to 1/2", very moist
450		5		4.7	SC	Clayey Sand, strong brown, with subrounded gravel up to 1/2", fine to medium sand, slightly stiff, cohesive, very moist
	25			5.2	GC	Sand and Gravel, strong brown, with silty clay, subrounded gravel up to 1", medium to coarse sand, cohesive, wet, increasing silty clay with depth
445		4.5		3.7	CL	Silty Clay, strong brown, with subrounded gravel up to 1", with medium to coarse sand, stiff, cohesive, very moist
				0.0	MH	Clayey Silt, strong brown, hard, slightly plastic, slightly laminated, slightly moist
						Shale, very dark gray, hard, laminated, dry, crumbles with hand pressure

Report: SOIL_LOG_REV_1_MKE2; File: THURSDAY_12PM_NZ.GPJ; 07/29/14

ENVIRON

7500 College Blvd, Overland Park, Kansas 66210

Site ID: DP-34	Date(s): **6/27/2014**
Location: **Fort Smith, Arkansas**	
Logged By: **N. Zurweller**	
Consulting Firm: **ENVIRON**	Checked By: **K. Stonestreet**
Contractor: **Walker-Hill Environmental**	Purpose: **Soil Boring**
Drilling Method: **Sonic**	Datum: **NAVD88** Elevation: **473.48 amsl**
Sampling Method: **Continuous Sampler**	North: **369004.82** East: **590905.74**
Remarks: **Abandoned with neat cement/bentonite grout via tremie pipe**	Borehole Dia.: **3 inches** Total Depth: **30.0 feet**
	Project Number: **3433233A**
	Project Name: **Whirlpool Corporation**

Elevation (ft)	Depth (ft)	Recovery (feet)	Sample No.	PID (ppm)	USCS Code	Material Description
						Concrete
		4		3.6		Silty Clay, strong brown, some gray mottling, some subrounded gravel up to 1/4", stiff, plastic, moist
470				11.7	CL	
	5					
		5		9.6		Silty Clay as above, little black nodules, very stiff, increasing silt with depth
465				4.1		
	10		DP-34(10)			
		5		3.9		
460			DP-34(14.5)	18.7		Silty Clay as above, little fine sand, moist to very moist
	15					
		5	DP-34(17)	135.1		Silty Clay, strong brown, some light gray mottling, with fine sand, slightly stiff, slightly plastic, cohesive, very moist
455				100.8		
	20		DP-34(21)		GC	Sand and Gravel, strong brown, with silty clay, subrounded gravel up to 1/2", medium to coarse sand, cohesive, very moist
				31.9	SC	Clayey Sand, strong brown, some subrounded gravel up to 1/2", cohesive, wet
		5			GC	Sand and Gravel, strong brown, some dark brown, with silty clay, subrounded gravel up to 1", medium to coarse sand, stiff, cohesive, wet
450				56.9		Sand and Gravel as above, moist
	25		DP-34(25)			
		5		50.4	CL	Silty Clay, strong brown, with sand and gravel, with subrounded gravel up to 1", with medium to coarse sand, very stiff, cohesive, moist
					MH	Clayey Silt, strong brown, some dark grayish brown, hard, slightly plastic, dry
445				0.6		Shale, very dark gray, hard, laminated, dry, crumbles with hand pressure

Report: SOIL_LOG_REV_1_MKE2; File: THURSDAY_12PM_NZ.GPJ; 07/29/14

ENVIRON

7500 College Blvd, Overland Park, Kansas 66210

Site ID: DP-35	Date(s): **6/25/2014**
Location: **Fort Smith, Arkansas**	
Logged By: **N. Zurweller**	
Consulting Firm: **ENVIRON**	Checked By: **K. Stonestreet**
Contractor: **Walker-Hill Environmental**	Purpose: **Soil Boring**
Drilling Method: **Sonic**	Datum: **NAVD88** Elevation: **473.36 amsl**
Sampling Method: **Continuous Sampler**	North: **369000.04** East: **590847.06**
Remarks: **Abandoned with neat cement/bentonite grout via tremie pipe**	Borehole Dia.: **3 inches** Total Depth: **30.0 feet**
	Project Number: **3433233A**
	Project Name: **Whirlpool Corporation**

Elevation (ft)	Depth (ft)	Recovery (feet)	Sample No.	PID (ppm)	USCS Code	Material Description
						Concrete
				1		Silty Clay, strong brown, some light gray mottling, with dark grayish brown first 0.5', stiff, plastic, moist
470		3.5		1.3	CL	
	5					Silty Clay, strong, brown, with light gray mottling, little black nodules, very stiff, plastic, slightly moist, increasing silt with depth
		5	DP-35(8)	3.4		
465				20.3		
	10					
		4.2	DP-35(13)	12.2		
460				22.2		
	15					Sandy Clay, strong brown, trace light gray mottling, with silt, fine sand, cohesive, very moist
		5	DP-35(17)	82.8		
455				105.5	SC	Clayey Sand, strong brown, some subrounded gravel up to 1/2", fine to medium sand, slightly cohesive, very moist
	20				GC	Sand and Gravel, strong brown, little clay, subrounded gravel up to 1/2", medium to coarse sand, slightly cohesive, wet
		5	DP-35(21.5)	121.8		Sand and Gravel, strong brown, with clay, subrounded gravel up to 3/4", medium to coarse sand, cohesive, wet
450						Sand and Gravel as above, moist
				93.4		
	25				CL	Silty Clay, strong brown, with subrounded gravel up to 3/4", with medium to coarse sand, stiff, cohesive, slightly moist
				44.9	MH	Clayey Silt, strong brown and grayish brown, hard, slightly plastic, dry
		5				Shale, very dark gray, hard, laminated, dry, crumbles with hand pressure
445				0.9		

Report: SOIL_LOG_REV_1_MKE2; File: THURSDAY_12PM_NZ.GPJ; 07/29/14

ENVIRON

7500 College Blvd, Overland Park, Kansas 66210

Site ID: DP-36	Date(s): **6/26/2014**
Location: **Fort Smith, Arkansas**	
Logged By: **N. Zurweller**	
Consulting Firm: **ENVIRON**	Checked By: **K. Stonestreet**
Contractor: **Walker-Hill Environmental**	Purpose: **Soil Boring**
Drilling Method: **Sonic**	Datum: **NAVD88** Elevation: **473.63 amsl**
Sampling Method: **Continuous Sampler**	North: **368977.52** East: **590790.12**
Remarks: **Abandoned with neat cement/bentonite grout via tremie pipe**	Borehole Dia.: **3 inches** Total Depth: **30.0 feet**
	Project Number: **3433233A**
	Project Name: **Whirlpool Corporation**

Elevation (ft)	Depth (ft)	Recovery (feet)	Sample No.	PID (ppm)	USCS Code	Material Description
				3.6		Fill, dark brown, sand, gravel and silty clay, moist, petroleum odor
470		5.5		0.4	CL	Silty Clay, strong brown, little light gray mottling, trace black nodules, stiff, plastic, slightly moist
	5		DP-36(6.5)	0.4		Silty Clay as above, some light gray mottling some black nodules, little subrounded gravel up to 1/4", very stiff
465		5		0.6		
	10			1.7		Silty Clay as above, moist
460		4.5	DP-36(14)	9.8		
	15			26.4		Silty Clay as above, little fine sand, increased silt
455		5	DP-36(19.5)	260.1		Sandy Clay, strong brown, with subrounded gravel up to 3/4", medium to coarse sand, slightly stiff, cohesive, moist, solvent odor
	20		DP-36(21.5)	202.2	GC	Sand and Gravel, strong brown, with silty clay, subrounded gravel up to 1", medium to coarse sand, cohesive, wet
		5				Sand and Gravel as above, very moist, increasing silty clay
450				178.6		Sand and Gravel as above, slightly moist
	25		DP-36(25.5)	75.7		
		5			MH	Clayey Silt, strong brown, little dark gray, hard, slightly plastic, dry
445				1.4		Shale, hard, laminated, dry, crumbles with hand pressure

Water Level

Graphic Log

Report: SOIL_LOG_REV_1_MKE2; File: THURSDAY_12PM_NZ.GPJ; 07/29/14

ENVIRON

7500 College Blvd, Overland Park, Kansas 66210

Site ID: DP-37	Date(s): **6/26/2014**
Location: **Fort Smith, Arkansas**	
Logged By: **N. Zurweller**	
Consulting Firm: **ENVIRON**	Checked By: **K. Stonestreet**
Contractor: **Walker-Hill Environmental**	Purpose: **Soil Boring**
Drilling Method: **Sonic**	Datum: **NAVD88** Elevation: **473.73 amsl**
Sampling Method: **Continuous Sampler**	North: **368962.05** East: **590733.79**
Remarks: **Abandoned with neat cement/bentonite grout via tremie pipe**	Borehole Dia.: **3 inches** Total Depth: **30.0 feet**
	Project Number: **3433233A**
	Project Name: **Whirlpool Corporation**

Elevation (ft)	Depth (ft)	Recovery (feet)	Sample No.	PID (ppm)	USCS Code	Material Description
				0.6		Concrete
		5				Fill, strong brown and dark grayish brown, sand, gravel, and silty clay, stiff, plastic, moist, petroleum odor
470				0.0	CL	Silty Clay, strong brown, little gray mottling, very stiff, plastic, moist
	5					
		4.5	DP-37(7.5)	0.1		Silty Clay as above, little subrounded gravel up to 1/4", increased silt with depth
465				0.0		
	10					
		5	DP-37(14)	0.0		Silty Clay as above, some black nodules, stiff
460				0.0		
	15					
		5		0.0		Silty Clay as above, subrounded gravel up to 1/2", sticky, very moist
						Silty Clay, strong brown, little gray mottling, little subrounded gravel up 1/4", little fine sand, stiff, some black nodules, increasing silt with depth
455			DP-37(19.5)	0.2		
	20					
		6		0.7		Silty Clay, strong brown, with subrounded gravel up to 2", with medium sand, stiff, slightly cohesive, moist
450			DP-37(24.5)	0.8	GC	Sand and Gravel, strong brown, with silty clay, subrounded gravel up to 2", medium to coarse sand, cohesive, very moist
	25					
					CL	Silty Clay, strong brown, with subrounded gravel up to 2", with medium sand, stiff, moist
		4		1.2	MH	Clayey Silt, strong brown, hard, slightly plastic, slightly moist
445				0		Shale, very dark gray, hard, laminated, dry, crumbles with hand pressure

Report: SOIL_LOG_REV_1_MKE2; File: THURSDAY_12PM_NZ.GPJ; 07/29/14

Appendix C

May and June 2014 Laboratory Analytical Reports

Pace Analytical Services, Inc.
9608 Loiret Blvd.
Lenexa, KS 66219
(913)599-5665

June 04, 2014

Wendy Stonestreet
Environ International Corporation
7500 College Blvd Ste 925
Overland Park, KS 66210

RE: Project: FORT SMITH, AR
Pace Project No.: 60169766

Dear Wendy Stonestreet:
Enclosed are the analytical results for sample(s) received by the laboratory on May 22, 2014. The results relate only to the samples included in this report. Results reported herein conform to the most current TNI standards and the laboratory's Quality Assurance Manual, where applicable, unless otherwise noted in the body of the report.

Amended report, REV-1 on 6/4/14 to add TCE to sample 012.

If you have any questions concerning this report, please feel free to contact me.

Sincerely,

Mary Jane Walls
maryjane.walls@pacelabs.com
PM Lab Management

Enclosures

cc: EDD, Environ_AR
Tamara Gleason, ENVIRON International Corporation
Wayne Weber, Environ

This report shall not be reproduced, except in full,
without the written consent of Pace Analytical Services, Inc..

Pace Analytical Services, Inc.
9608 Loiret Blvd.
Lenexa, KS 66219
(913)599-5665

CERTIFICATIONS

Project: FORT SMITH, AR
Pace Project No.: 60169766

Kansas Certification IDs
9608 Loiret Boulevard, Lenexa, KS 66219
WY STR Certification #: 2456.01
Arkansas Certification #: 13-012-0
Illinois Certification #: 003097
Iowa Certification #: 118
Kansas/NELAP Certification #: E-10116
Louisiana Certification #: 03055
Nevada Certification #: KS000212008A
Oklahoma Certification #: 9205/9935
Texas Certification #: T104704407-13-4
Utah Certification #: KS000212013-3
Illinois Certification #: 003097

This report shall not be reproduced, except in full,
without the written consent of Pace Analytical Services, Inc..

Pace Analytical Services, Inc.
9608 Loiret Blvd.
Lenexa, KS 66219
(913)599-5665

SAMPLE SUMMARY

Project: FORT SMITH, AR
Pace Project No.: 60169766

Lab ID	Sample ID	Matrix	Date Collected	Date Received
60169766001	**MW-85 (4.5-5.0 FT)**	Solid	05/21/14 08:00	05/22/14 01:37
60169766002	**MW-85 (9.0-9.5 FT)**	Solid	05/21/14 08:10	05/22/14 01:37
60169766003	**MW-85 (14.0-14.5 FT)**	Solid	05/21/14 08:25	05/22/14 01:37
60169766004	**MW-85 (16.0-16.5 FT)**	Solid	05/21/14 08:40	05/22/14 01:37
60169766005	**MW-85 (24.5-25.0 FT)**	Solid	05/21/14 08:55	05/22/14 01:37
60169766006	**MW-85 (28.5-29.0 FT)**	Solid	05/21/14 09:15	05/22/14 01:37
60169766007	**MW-86 (3.5-4.0 FT)**	Solid	05/21/14 13:55	05/22/14 01:37
60169766008	**MW-86 (8.5-9.0 FT)**	Solid	05/21/14 14:05	05/22/14 01:37
60169766009	**MW-86 (14.0-14.5 FT)**	Solid	05/21/14 14:20	05/22/14 01:37
60169766010	**MW-86 (15.5-16.0 FT)**	Solid	05/21/14 14:35	05/22/14 01:37
60169766011	**MW-86 (21.0-21.5 FT)**	Solid	05/21/14 14:55	05/22/14 01:37
60169766012	**MW-86 (26.0-26.5 FT)**	Solid	05/21/14 15:10	05/22/14 01:37
60169766013	**TRIP BLANK 01**	Solid	05/21/14 08:00	05/22/14 01:37

This report shall not be reproduced, except in full,
without the written consent of Pace Analytical Services, Inc..

Pace Analytical Services, Inc.
9608 Loiret Blvd.
Lenexa, KS 66219
(913)599-5665

SAMPLE ANALYTE COUNT

Project: FORT SMITH, AR
Pace Project No.: 60169766

Lab ID	Sample ID	Method	Analysts	Analytes Reported	Laboratory
60169766001	**MW-85 (4.5-5.0 FT)**	EPA 8260	RAB	37	
		ASTM D2974	DWC	1	
60169766002	**MW-85 (9.0-9.5 FT)**	EPA 8260	RAB	37	
		ASTM D2974	DWC	1	
60169766003	**MW-85 (14.0-14.5 FT)**	EPA 8260	RAB	37	
		ASTM D2974	DWC	1	
60169766004	**MW-85 (16.0-16.5 FT)**	EPA 8260	RAB	37	
		ASTM D2974	DWC	1	
60169766005	**MW-85 (24.5-25.0 FT)**	EPA 8260	RAB	37	
		ASTM D2974	DWC	1	
60169766006	**MW-85 (28.5-29.0 FT)**	EPA 8260	RAB	37	
		ASTM D2974	DWC	1	
60169766007	**MW-86 (3.5-4.0 FT)**	EPA 8260	RAB	37	
		ASTM D2974	DWC	1	
60169766008	**MW-86 (8.5-9.0 FT)**	EPA 8260	RAB	37	
		ASTM D2974	DWC	1	
60169766009	**MW-86 (14.0-14.5 FT)**	EPA 8260	RAB	37	
		ASTM D2974	DWC	1	
60169766010	**MW-86 (15.5-16.0 FT)**	EPA 8260	RAB	37	
		ASTM D2974	DWC	1	
60169766011	**MW-86 (21.0-21.5 FT)**	EPA 8260	RAB	37	
		ASTM D2974	DWC	1	
60169766012	**MW-86 (26.0-26.5 FT)**	EPA 8260	RAB	37	
		ASTM D2974	DWC	1	
60169766013	**TRIP BLANK 01**	EPA 8260	RAB	37	

This report shall not be reproduced, except in full,
without the written consent of Pace Analytical Services, Inc..

Pace Analytical Services, Inc.
9608 Loiret Blvd.
Lenexa, KS 66219
(913)599-5665

PROJECT NARRATIVE

Project: FORT SMITH, AR
Pace Project No.: 60169766

Method: **EPA 8260**
Description: 8260 MSV 5035A VOA
Client: Environ_AR
Date: June 04, 2014

General Information:
13 samples were analyzed for EPA 8260. All samples were received in acceptable condition with any exceptions noted below.

Hold Time:
The samples were analyzed within the method required hold times with any exceptions noted below.

Initial Calibrations (including MS Tune as applicable):
All criteria were within method requirements with any exceptions noted below.

Continuing Calibration:
All criteria were within method requirements with any exceptions noted below.

Internal Standards:
All internal standards were within QC limits with any exceptions noted below.

Surrogates:
All surrogates were within QC limits with any exceptions noted below.

Method Blank:
All analytes were below the report limit in the method blank, where applicable, with any exceptions noted below.

Laboratory Control Spike:
All laboratory control spike compounds were within QC limits with any exceptions noted below.

Matrix Spikes:
All percent recoveries and relative percent differences (RPDs) were within acceptance criteria with any exceptions noted below.

QC Batch: MSV/61901

A matrix spike and/or matrix spike duplicate (MS/MSD) were performed on the following sample(s): 60169905006

R1: RPD value was outside control limits.

- MSD (Lab ID: 1385053)
  - Ethylbenzene
  - Styrene

Additional Comments:

This data package has been reviewed for quality and completeness and is approved for release.

This report shall not be reproduced, except in full,
without the written consent of Pace Analytical Services, Inc..

Pace Analytical Services, Inc.
9608 Loiret Blvd.
Lenexa, KS 66219
(913)599-5665

ANALYTICAL RESULTS

Project: FORT SMITH, AR
Pace Project No.: 60169766

Sample: MW-85 (4.5-5.0 FT) **Lab ID: 60169766001** Collected: 05/21/14 08:00 Received: 05/22/14 01:37 Matrix: Solid

Results reported on a "dry-weight" basis

Parameters	Results	Units	Report Limit	MDL	DF	Prepared	Analyzed	CAS No.	Qual
8260 MSV 5035A VOA	Analytical Method: EPA 8260								
Acetone	ND	ug/kg	973	486	50		05/29/14 21:54	67-64-1	
Benzene	ND	ug/kg	243	122	50		05/29/14 21:54	71-43-2	
Bromodichloromethane	ND	ug/kg	243	122	50		05/29/14 21:54	75-27-4	
Bromoform	ND	ug/kg	243	122	50		05/29/14 21:54	75-25-2	
Bromomethane	**198J**	ug/kg	243	122	50		05/29/14 21:54	74-83-9	
2-Butanone (MEK)	ND	ug/kg	486	243	50		05/29/14 21:54	78-93-3	
Carbon disulfide	ND	ug/kg	243	122	50		05/29/14 21:54	75-15-0	
Carbon tetrachloride	ND	ug/kg	243	122	50		05/29/14 21:54	56-23-5	
Chlorobenzene	ND	ug/kg	243	122	50		05/29/14 21:54	108-90-7	
Chloroethane	ND	ug/kg	243	122	50		05/29/14 21:54	75-00-3	
Chloroform	ND	ug/kg	243	122	50		05/29/14 21:54	67-66-3	
Chloromethane	ND	ug/kg	243	122	50		05/29/14 21:54	74-87-3	
Dibromochloromethane	ND	ug/kg	243	122	50		05/29/14 21:54	124-48-1	
1,1-Dichloroethane	ND	ug/kg	243	122	50		05/29/14 21:54	75-34-3	
1,2-Dichloroethane	ND	ug/kg	243	122	50		05/29/14 21:54	107-06-2	
1,1-Dichloroethene	ND	ug/kg	243	122	50		05/29/14 21:54	75-35-4	
cis-1,2-Dichloroethene	**133J**	ug/kg	243	122	50		05/29/14 21:54	156-59-2	
trans-1,2-Dichloroethene	ND	ug/kg	243	122	50		05/29/14 21:54	156-60-5	
1,2-Dichloropropane	ND	ug/kg	243	122	50		05/29/14 21:54	78-87-5	
cis-1,3-Dichloropropene	ND	ug/kg	243	122	50		05/29/14 21:54	10061-01-5	
trans-1,3-Dichloropropene	ND	ug/kg	243	122	50		05/29/14 21:54	10061-02-6	
Ethylbenzene	ND	ug/kg	243	122	50		05/29/14 21:54	100-41-4	
2-Hexanone	ND	ug/kg	973	486	50		05/29/14 21:54	591-78-6	
Methylene chloride	ND	ug/kg	243	122	50		05/29/14 21:54	75-09-2	
4-Methyl-2-pentanone (MIBK)	ND	ug/kg	486	243	50		05/29/14 21:54	108-10-1	
Styrene	ND	ug/kg	243	122	50		05/29/14 21:54	100-42-5	
1,1,2,2-Tetrachloroethane	ND	ug/kg	243	122	50		05/29/14 21:54	79-34-5	
Tetrachloroethene	ND	ug/kg	243	122	50		05/29/14 21:54	127-18-4	
Toluene	ND	ug/kg	243	122	50		05/29/14 21:54	108-88-3	
1,1,1-Trichloroethane	ND	ug/kg	243	122	50		05/29/14 21:54	71-55-6	
1,1,2-Trichloroethane	ND	ug/kg	243	122	50		05/29/14 21:54	79-00-5	
Trichloroethene	**2930**	ug/kg	243	122	50		05/29/14 21:54	79-01-6	
Vinyl chloride	ND	ug/kg	243	122	50		05/29/14 21:54	75-01-4	
Xylene (Total)	ND	ug/kg	243	122	50		05/29/14 21:54	1330-20-7	
Surrogates									
Toluene-d8 (S)	100	%	80-120		50		05/29/14 21:54	2037-26-5	
4-Bromofluorobenzene (S)	101	%	76-123		50		05/29/14 21:54	460-00-4	
1,2-Dichloroethane-d4 (S)	98	%	75-129		50		05/29/14 21:54	17060-07-0	
Percent Moisture	Analytical Method: ASTM D2974								
Percent Moisture	**16.1**	%	0.50	0.50	1		05/28/14 00:00		

REPORT OF LABORATORY ANALYSIS

This report shall not be reproduced, except in full,
without the written consent of Pace Analytical Services, Inc..

Pace Analytical Services, Inc.
9608 Loiret Blvd.
Lenexa, KS 66219
(913)599-5665

ANALYTICAL RESULTS

Project: FORT SMITH, AR
Pace Project No.: 60169766

Sample: MW-85 (9.0-9.5 FT) **Lab ID: 60169766002** Collected: 05/21/14 08:10 Received: 05/22/14 01:37 Matrix: Solid

Results reported on a "dry-weight" basis

Parameters	Results	Units	Report Limit	MDL	DF	Prepared	Analyzed	CAS No.	Qual
8260 MSV 5035A VOA	Analytical Method: EPA 8260								
Acetone	ND	ug/kg	901	451	50		05/29/14 22:10	67-64-1	
Benzene	ND	ug/kg	225	113	50		05/29/14 22:10	71-43-2	
Bromodichloromethane	ND	ug/kg	225	113	50		05/29/14 22:10	75-27-4	
Bromoform	ND	ug/kg	225	113	50		05/29/14 22:10	75-25-2	
Bromomethane	**186J**	ug/kg	225	113	50		05/29/14 22:10	74-83-9	
2-Butanone (MEK)	ND	ug/kg	451	225	50		05/29/14 22:10	78-93-3	
Carbon disulfide	ND	ug/kg	225	113	50		05/29/14 22:10	75-15-0	
Carbon tetrachloride	ND	ug/kg	225	113	50		05/29/14 22:10	56-23-5	
Chlorobenzene	ND	ug/kg	225	113	50		05/29/14 22:10	108-90-7	
Chloroethane	ND	ug/kg	225	113	50		05/29/14 22:10	75-00-3	
Chloroform	ND	ug/kg	225	113	50		05/29/14 22:10	67-66-3	
Chloromethane	ND	ug/kg	225	113	50		05/29/14 22:10	74-87-3	
Dibromochloromethane	ND	ug/kg	225	113	50		05/29/14 22:10	124-48-1	
1,1-Dichloroethane	ND	ug/kg	225	113	50		05/29/14 22:10	75-34-3	
1,2-Dichloroethane	ND	ug/kg	225	113	50		05/29/14 22:10	107-06-2	
1,1-Dichloroethene	ND	ug/kg	225	113	50		05/29/14 22:10	75-35-4	
cis-1,2-Dichloroethene	ND	ug/kg	225	113	50		05/29/14 22:10	156-59-2	
trans-1,2-Dichloroethene	ND	ug/kg	225	113	50		05/29/14 22:10	156-60-5	
1,2-Dichloropropane	ND	ug/kg	225	113	50		05/29/14 22:10	78-87-5	
cis-1,3-Dichloropropene	ND	ug/kg	225	113	50		05/29/14 22:10	10061-01-5	
trans-1,3-Dichloropropene	ND	ug/kg	225	113	50		05/29/14 22:10	10061-02-6	
Ethylbenzene	ND	ug/kg	225	113	50		05/29/14 22:10	100-41-4	
2-Hexanone	ND	ug/kg	901	451	50		05/29/14 22:10	591-78-6	
Methylene chloride	ND	ug/kg	225	113	50		05/29/14 22:10	75-09-2	
4-Methyl-2-pentanone (MIBK)	ND	ug/kg	451	225	50		05/29/14 22:10	108-10-1	
Styrene	ND	ug/kg	225	113	50		05/29/14 22:10	100-42-5	
1,1,2,2-Tetrachloroethane	ND	ug/kg	225	113	50		05/29/14 22:10	79-34-5	
Tetrachloroethene	ND	ug/kg	225	113	50		05/29/14 22:10	127-18-4	
Toluene	ND	ug/kg	225	113	50		05/29/14 22:10	108-88-3	
1,1,1-Trichloroethane	ND	ug/kg	225	113	50		05/29/14 22:10	71-55-6	
1,1,2-Trichloroethane	ND	ug/kg	225	113	50		05/29/14 22:10	79-00-5	
Trichloroethene	**8590**	ug/kg	225	113	50		05/29/14 22:10	79-01-6	
Vinyl chloride	ND	ug/kg	225	113	50		05/29/14 22:10	75-01-4	
Xylene (Total)	ND	ug/kg	225	113	50		05/29/14 22:10	1330-20-7	
Surrogates									
Toluene-d8 (S)	99	%	80-120		50		05/29/14 22:10	2037-26-5	
4-Bromofluorobenzene (S)	102	%	76-123		50		05/29/14 22:10	460-00-4	
1,2-Dichloroethane-d4 (S)	98	%	75-129		50		05/29/14 22:10	17060-07-0	
Percent Moisture	Analytical Method: ASTM D2974								
Percent Moisture	**17.1**	%	0.50	0.50	1		05/28/14 00:00		

REPORT OF LABORATORY ANALYSIS

This report shall not be reproduced, except in full,
without the written consent of Pace Analytical Services, Inc..

Pace Analytical Services, Inc.
9608 Loiret Blvd.
Lenexa, KS 66219
(913)599-5665

ANALYTICAL RESULTS

Project: FORT SMITH, AR
Pace Project No.: 60169766

Sample: MW-85 (14.0-14.5 FT) **Lab ID: 60169766003** Collected: 05/21/14 08:25 Received: 05/22/14 01:37 Matrix: Solid

Results reported on a "dry-weight" basis

Parameters	Results	Units	Report Limit	MDL	DF	Prepared	Analyzed	CAS No.	Qual
8260 MSV 5035A VOA	Analytical Method: EPA 8260								
Acetone	ND	ug/kg	1030	516	50		05/29/14 22:25	67-64-1	
Benzene	ND	ug/kg	258	129	50		05/29/14 22:25	71-43-2	
Bromodichloromethane	ND	ug/kg	258	129	50		05/29/14 22:25	75-27-4	
Bromoform	ND	ug/kg	258	129	50		05/29/14 22:25	75-25-2	
Bromomethane	**244J**	ug/kg	258	129	50		05/29/14 22:25	74-83-9	
2-Butanone (MEK)	ND	ug/kg	516	258	50		05/29/14 22:25	78-93-3	
Carbon disulfide	ND	ug/kg	258	129	50		05/29/14 22:25	75-15-0	
Carbon tetrachloride	ND	ug/kg	258	129	50		05/29/14 22:25	56-23-5	
Chlorobenzene	ND	ug/kg	258	129	50		05/29/14 22:25	108-90-7	
Chloroethane	ND	ug/kg	258	129	50		05/29/14 22:25	75-00-3	
Chloroform	ND	ug/kg	258	129	50		05/29/14 22:25	67-66-3	
Chloromethane	ND	ug/kg	258	129	50		05/29/14 22:25	74-87-3	
Dibromochloromethane	ND	ug/kg	258	129	50		05/29/14 22:25	124-48-1	
1,1-Dichloroethane	ND	ug/kg	258	129	50		05/29/14 22:25	75-34-3	
1,2-Dichloroethane	ND	ug/kg	258	129	50		05/29/14 22:25	107-06-2	
1,1-Dichloroethene	ND	ug/kg	258	129	50		05/29/14 22:25	75-35-4	
cis-1,2-Dichloroethene	ND	ug/kg	258	129	50		05/29/14 22:25	156-59-2	
trans-1,2-Dichloroethene	ND	ug/kg	258	129	50		05/29/14 22:25	156-60-5	
1,2-Dichloropropane	ND	ug/kg	258	129	50		05/29/14 22:25	78-87-5	
cis-1,3-Dichloropropene	ND	ug/kg	258	129	50		05/29/14 22:25	10061-01-5	
trans-1,3-Dichloropropene	ND	ug/kg	258	129	50		05/29/14 22:25	10061-02-6	
Ethylbenzene	ND	ug/kg	258	129	50		05/29/14 22:25	100-41-4	
2-Hexanone	ND	ug/kg	1030	516	50		05/29/14 22:25	591-78-6	
Methylene chloride	ND	ug/kg	258	129	50		05/29/14 22:25	75-09-2	
4-Methyl-2-pentanone (MIBK)	ND	ug/kg	516	258	50		05/29/14 22:25	108-10-1	
Styrene	ND	ug/kg	258	129	50		05/29/14 22:25	100-42-5	
1,1,2,2-Tetrachloroethane	ND	ug/kg	258	129	50		05/29/14 22:25	79-34-5	
Tetrachloroethene	ND	ug/kg	258	129	50		05/29/14 22:25	127-18-4	
Toluene	ND	ug/kg	258	129	50		05/29/14 22:25	108-88-3	
1,1,1-Trichloroethane	ND	ug/kg	258	129	50		05/29/14 22:25	71-55-6	
1,1,2-Trichloroethane	ND	ug/kg	258	129	50		05/29/14 22:25	79-00-5	
Trichloroethene	**9990**	ug/kg	258	129	50		05/29/14 22:25	79-01-6	
Vinyl chloride	ND	ug/kg	258	129	50		05/29/14 22:25	75-01-4	
Xylene (Total)	ND	ug/kg	258	129	50		05/29/14 22:25	1330-20-7	
Surrogates									
Toluene-d8 (S)	101	%	80-120		50		05/29/14 22:25	2037-26-5	
4-Bromofluorobenzene (S)	101	%	76-123		50		05/29/14 22:25	460-00-4	
1,2-Dichloroethane-d4 (S)	99	%	75-129		50		05/29/14 22:25	17060-07-0	
Percent Moisture	Analytical Method: ASTM D2974								
Percent Moisture	**18.7**	%	0.50	0.50	1		05/28/14 00:00		

REPORT OF LABORATORY ANALYSIS

This report shall not be reproduced, except in full,
without the written consent of Pace Analytical Services, Inc..

Pace Analytical Services, Inc.
9608 Loiret Blvd.
Lenexa, KS 66219
(913)599-5665

ANALYTICAL RESULTS

Project: FORT SMITH, AR
Pace Project No.: 60169766

Sample: MW-85 (16.0-16.5 FT) **Lab ID: 60169766004** Collected: 05/21/14 08:40 Received: 05/22/14 01:37 Matrix: Solid

Results reported on a "dry-weight" basis

Parameters	Results	Units	Report Limit	MDL	DF	Prepared	Analyzed	CAS No.	Qual
8260 MSV 5035A VOA	Analytical Method: EPA 8260								
Acetone	ND	ug/kg	875	437	50		05/29/14 22:41	67-64-1	
Benzene	ND	ug/kg	219	109	50		05/29/14 22:41	71-43-2	
Bromodichloromethane	ND	ug/kg	219	109	50		05/29/14 22:41	75-27-4	
Bromoform	ND	ug/kg	219	109	50		05/29/14 22:41	75-25-2	
Bromomethane	**182J**	ug/kg	219	109	50		05/29/14 22:41	74-83-9	
2-Butanone (MEK)	**231J**	ug/kg	437	219	50		05/29/14 22:41	78-93-3	
Carbon disulfide	ND	ug/kg	219	109	50		05/29/14 22:41	75-15-0	
Carbon tetrachloride	ND	ug/kg	219	109	50		05/29/14 22:41	56-23-5	
Chlorobenzene	ND	ug/kg	219	109	50		05/29/14 22:41	108-90-7	
Chloroethane	ND	ug/kg	219	109	50		05/29/14 22:41	75-00-3	
Chloroform	ND	ug/kg	219	109	50		05/29/14 22:41	67-66-3	
Chloromethane	ND	ug/kg	219	109	50		05/29/14 22:41	74-87-3	
Dibromochloromethane	ND	ug/kg	219	109	50		05/29/14 22:41	124-48-1	
1,1-Dichloroethane	ND	ug/kg	219	109	50		05/29/14 22:41	75-34-3	
1,2-Dichloroethane	ND	ug/kg	219	109	50		05/29/14 22:41	107-06-2	
1,1-Dichloroethene	ND	ug/kg	219	109	50		05/29/14 22:41	75-35-4	
cis-1,2-Dichloroethene	ND	ug/kg	219	109	50		05/29/14 22:41	156-59-2	
trans-1,2-Dichloroethene	ND	ug/kg	219	109	50		05/29/14 22:41	156-60-5	
1,2-Dichloropropane	ND	ug/kg	219	109	50		05/29/14 22:41	78-87-5	
cis-1,3-Dichloropropene	ND	ug/kg	219	109	50		05/29/14 22:41	10061-01-5	
trans-1,3-Dichloropropene	ND	ug/kg	219	109	50		05/29/14 22:41	10061-02-6	
Ethylbenzene	ND	ug/kg	219	109	50		05/29/14 22:41	100-41-4	
2-Hexanone	ND	ug/kg	875	437	50		05/29/14 22:41	591-78-6	
Methylene chloride	ND	ug/kg	219	109	50		05/29/14 22:41	75-09-2	
4-Methyl-2-pentanone (MIBK)	ND	ug/kg	437	219	50		05/29/14 22:41	108-10-1	
Styrene	ND	ug/kg	219	109	50		05/29/14 22:41	100-42-5	
1,1,2,2-Tetrachloroethane	ND	ug/kg	219	109	50		05/29/14 22:41	79-34-5	
Tetrachloroethene	ND	ug/kg	219	109	50		05/29/14 22:41	127-18-4	
Toluene	ND	ug/kg	219	109	50		05/29/14 22:41	108-88-3	
1,1,1-Trichloroethane	ND	ug/kg	219	109	50		05/29/14 22:41	71-55-6	
1,1,2-Trichloroethane	ND	ug/kg	219	109	50		05/29/14 22:41	79-00-5	
Trichloroethene	**6580**	ug/kg	219	109	50		05/29/14 22:41	79-01-6	
Vinyl chloride	ND	ug/kg	219	109	50		05/29/14 22:41	75-01-4	
Xylene (Total)	ND	ug/kg	219	109	50		05/29/14 22:41	1330-20-7	
Surrogates									
Toluene-d8 (S)	100	%	80-120		50		05/29/14 22:41	2037-26-5	
4-Bromofluorobenzene (S)	100	%	76-123		50		05/29/14 22:41	460-00-4	
1,2-Dichloroethane-d4 (S)	99	%	75-129		50		05/29/14 22:41	17060-07-0	
Percent Moisture	Analytical Method: ASTM D2974								
Percent Moisture	**16.1**	%	0.50	0.50	1		05/28/14 00:00		

REPORT OF LABORATORY ANALYSIS

This report shall not be reproduced, except in full,
without the written consent of Pace Analytical Services, Inc..

Pace Analytical Services, Inc.
9608 Loiret Blvd.
Lenexa, KS 66219
(913)599-5665

ANALYTICAL RESULTS

Project: FORT SMITH, AR
Pace Project No.: 60169766

Sample: MW-85 (24.5-25.0 FT) **Lab ID: 60169766005** Collected: 05/21/14 08:55 Received: 05/22/14 01:37 Matrix: Solid

Results reported on a "dry-weight" basis

Parameters	Results	Units	Report Limit	MDL	DF	Prepared	Analyzed	CAS No.	Qual
8260 MSV 5035A VOA	Analytical Method: EPA 8260								
Acetone	ND	ug/kg	18.6	9.3	1		05/30/14 09:16	67-64-1	
Benzene	ND	ug/kg	4.7	2.3	1		05/30/14 09:16	71-43-2	
Bromodichloromethane	ND	ug/kg	4.7	2.3	1		05/30/14 09:16	75-27-4	
Bromoform	ND	ug/kg	4.7	2.3	1		05/30/14 09:16	75-25-2	
Bromomethane	ND	ug/kg	4.7	2.3	1		05/30/14 09:16	74-83-9	
2-Butanone (MEK)	ND	ug/kg	9.3	4.7	1		05/30/14 09:16	78-93-3	
Carbon disulfide	ND	ug/kg	4.7	2.3	1		05/30/14 09:16	75-15-0	
Carbon tetrachloride	ND	ug/kg	4.7	2.3	1		05/30/14 09:16	56-23-5	
Chlorobenzene	ND	ug/kg	4.7	2.3	1		05/30/14 09:16	108-90-7	
Chloroethane	ND	ug/kg	4.7	2.3	1		05/30/14 09:16	75-00-3	
Chloroform	ND	ug/kg	4.7	2.3	1		05/30/14 09:16	67-66-3	
Chloromethane	ND	ug/kg	4.7	2.3	1		05/30/14 09:16	74-87-3	
Dibromochloromethane	ND	ug/kg	4.7	2.3	1		05/30/14 09:16	124-48-1	
1,1-Dichloroethane	ND	ug/kg	4.7	2.3	1		05/30/14 09:16	75-34-3	
1,2-Dichloroethane	ND	ug/kg	4.7	2.3	1		05/30/14 09:16	107-06-2	
1,1-Dichloroethene	ND	ug/kg	4.7	2.3	1		05/30/14 09:16	75-35-4	
cis-1,2-Dichloroethene	ND	ug/kg	4.7	2.3	1		05/30/14 09:16	156-59-2	
trans-1,2-Dichloroethene	ND	ug/kg	4.7	2.3	1		05/30/14 09:16	156-60-5	
1,2-Dichloropropane	ND	ug/kg	4.7	2.3	1		05/30/14 09:16	78-87-5	
cis-1,3-Dichloropropene	ND	ug/kg	4.7	2.3	1		05/30/14 09:16	10061-01-5	
trans-1,3-Dichloropropene	ND	ug/kg	4.7	2.3	1		05/30/14 09:16	10061-02-6	
Ethylbenzene	ND	ug/kg	4.7	2.3	1		05/30/14 09:16	100-41-4	
2-Hexanone	ND	ug/kg	18.6	9.3	1		05/30/14 09:16	591-78-6	
Methylene chloride	ND	ug/kg	4.7	2.3	1		05/30/14 09:16	75-09-2	
4-Methyl-2-pentanone (MIBK)	ND	ug/kg	9.3	4.7	1		05/30/14 09:16	108-10-1	
Styrene	ND	ug/kg	4.7	2.3	1		05/30/14 09:16	100-42-5	
1,1,2,2-Tetrachloroethane	ND	ug/kg	4.7	2.3	1		05/30/14 09:16	79-34-5	
Tetrachloroethene	ND	ug/kg	4.7	2.3	1		05/30/14 09:16	127-18-4	
Toluene	ND	ug/kg	4.7	2.3	1		05/30/14 09:16	108-88-3	
1,1,1-Trichloroethane	ND	ug/kg	4.7	2.3	1		05/30/14 09:16	71-55-6	
1,1,2-Trichloroethane	ND	ug/kg	4.7	2.3	1		05/30/14 09:16	79-00-5	
Trichloroethene	**91.1**	ug/kg	4.7	2.3	1		05/30/14 09:16	79-01-6	
Vinyl chloride	ND	ug/kg	4.7	2.3	1		05/30/14 09:16	75-01-4	
Xylene (Total)	ND	ug/kg	4.7	2.3	1		05/30/14 09:16	1330-20-7	
Surrogates									
Toluene-d8 (S)	98	%	80-120		1		05/30/14 09:16	2037-26-5	
4-Bromofluorobenzene (S)	103	%	76-123		1		05/30/14 09:16	460-00-4	
1,2-Dichloroethane-d4 (S)	107	%	75-129		1		05/30/14 09:16	17060-07-0	
Percent Moisture	Analytical Method: ASTM D2974								
Percent Moisture	**14.7**	%	0.50	0.50	1		05/28/14 00:00		

REPORT OF LABORATORY ANALYSIS

This report shall not be reproduced, except in full,
without the written consent of Pace Analytical Services, Inc..

Pace Analytical Services, Inc.
9608 Loiret Blvd.
Lenexa, KS 66219
(913)599-5665

ANALYTICAL RESULTS

Project: FORT SMITH, AR
Pace Project No.: 60169766

Sample: MW-85 (28.5-29.0 FT) **Lab ID: 60169766006** Collected: 05/21/14 09:15 Received: 05/22/14 01:37 Matrix: Solid

Results reported on a "dry-weight" basis

Parameters	Results	Units	Report Limit	MDL	DF	Prepared	Analyzed	CAS No.	Qual
8260 MSV 5035A VOA	Analytical Method: EPA 8260								
Acetone	ND	ug/kg	15.9	7.9	1		05/30/14 09:32	67-64-1	
Benzene	ND	ug/kg	4.0	2.0	1		05/30/14 09:32	71-43-2	
Bromodichloromethane	ND	ug/kg	4.0	2.0	1		05/30/14 09:32	75-27-4	
Bromoform	ND	ug/kg	4.0	2.0	1		05/30/14 09:32	75-25-2	
Bromomethane	ND	ug/kg	4.0	2.0	1		05/30/14 09:32	74-83-9	
2-Butanone (MEK)	ND	ug/kg	7.9	4.0	1		05/30/14 09:32	78-93-3	
Carbon disulfide	ND	ug/kg	4.0	2.0	1		05/30/14 09:32	75-15-0	
Carbon tetrachloride	ND	ug/kg	4.0	2.0	1		05/30/14 09:32	56-23-5	
Chlorobenzene	ND	ug/kg	4.0	2.0	1		05/30/14 09:32	108-90-7	
Chloroethane	ND	ug/kg	4.0	2.0	1		05/30/14 09:32	75-00-3	
Chloroform	ND	ug/kg	4.0	2.0	1		05/30/14 09:32	67-66-3	
Chloromethane	ND	ug/kg	4.0	2.0	1		05/30/14 09:32	74-87-3	
Dibromochloromethane	ND	ug/kg	4.0	2.0	1		05/30/14 09:32	124-48-1	
1,1-Dichloroethane	ND	ug/kg	4.0	2.0	1		05/30/14 09:32	75-34-3	
1,2-Dichloroethane	ND	ug/kg	4.0	2.0	1		05/30/14 09:32	107-06-2	
1,1-Dichloroethene	ND	ug/kg	4.0	2.0	1		05/30/14 09:32	75-35-4	
cis-1,2-Dichloroethene	**21.3**	ug/kg	4.0	2.0	1		05/30/14 09:32	156-59-2	
trans-1,2-Dichloroethene	ND	ug/kg	4.0	2.0	1		05/30/14 09:32	156-60-5	
1,2-Dichloropropane	ND	ug/kg	4.0	2.0	1		05/30/14 09:32	78-87-5	
cis-1,3-Dichloropropene	ND	ug/kg	4.0	2.0	1		05/30/14 09:32	10061-01-5	
trans-1,3-Dichloropropene	ND	ug/kg	4.0	2.0	1		05/30/14 09:32	10061-02-6	
Ethylbenzene	ND	ug/kg	4.0	2.0	1		05/30/14 09:32	100-41-4	
2-Hexanone	ND	ug/kg	15.9	7.9	1		05/30/14 09:32	591-78-6	
Methylene chloride	ND	ug/kg	4.0	2.0	1		05/30/14 09:32	75-09-2	
4-Methyl-2-pentanone (MIBK)	ND	ug/kg	7.9	4.0	1		05/30/14 09:32	108-10-1	
Styrene	ND	ug/kg	4.0	2.0	1		05/30/14 09:32	100-42-5	
1,1,2,2-Tetrachloroethane	ND	ug/kg	4.0	2.0	1		05/30/14 09:32	79-34-5	
Tetrachloroethene	ND	ug/kg	4.0	2.0	1		05/30/14 09:32	127-18-4	
Toluene	ND	ug/kg	4.0	2.0	1		05/30/14 09:32	108-88-3	
1,1,1-Trichloroethane	ND	ug/kg	4.0	2.0	1		05/30/14 09:32	71-55-6	
1,1,2-Trichloroethane	ND	ug/kg	4.0	2.0	1		05/30/14 09:32	79-00-5	
Trichloroethene	**238**	ug/kg	225	112	50		05/29/14 23:12	79-01-6	
Vinyl chloride	**3.4J**	ug/kg	4.0	2.0	1		05/30/14 09:32	75-01-4	
Xylene (Total)	ND	ug/kg	4.0	2.0	1		05/30/14 09:32	1330-20-7	
Surrogates									
Toluene-d8 (S)	101	%	80-120		1		05/30/14 09:32	2037-26-5	
4-Bromofluorobenzene (S)	101	%	76-123		1		05/30/14 09:32	460-00-4	
1,2-Dichloroethane-d4 (S)	104	%	75-129		1		05/30/14 09:32	17060-07-0	
Percent Moisture	Analytical Method: ASTM D2974								
Percent Moisture	**10.7**	%	0.50	0.50	1		05/28/14 00:00		

REPORT OF LABORATORY ANALYSIS

This report shall not be reproduced, except in full,
without the written consent of Pace Analytical Services, Inc..

Pace Analytical Services, Inc.
9608 Loiret Blvd.
Lenexa, KS 66219
(913)599-5665

ANALYTICAL RESULTS

Project: FORT SMITH, AR
Pace Project No.: 60169766

Sample: MW-86 (3.5-4.0 FT) **Lab ID: 60169766007** Collected: 05/21/14 13:55 Received: 05/22/14 01:37 Matrix: Solid

Results reported on a "dry-weight" basis

Parameters	Results	Units	Report Limit	MDL	DF	Prepared	Analyzed	CAS No.	Qual
8260 MSV 5035A VOA	Analytical Method: EPA 8260								
Acetone	ND	ug/kg	938	469	50		05/29/14 23:27	67-64-1	
Benzene	ND	ug/kg	234	117	50		05/29/14 23:27	71-43-2	
Bromodichloromethane	ND	ug/kg	234	117	50		05/29/14 23:27	75-27-4	
Bromoform	ND	ug/kg	234	117	50		05/29/14 23:27	75-25-2	
Bromomethane	**124J**	ug/kg	234	117	50		05/29/14 23:27	74-83-9	
2-Butanone (MEK)	ND	ug/kg	469	234	50		05/29/14 23:27	78-93-3	
Carbon disulfide	ND	ug/kg	234	117	50		05/29/14 23:27	75-15-0	
Carbon tetrachloride	ND	ug/kg	234	117	50		05/29/14 23:27	56-23-5	
Chlorobenzene	ND	ug/kg	234	117	50		05/29/14 23:27	108-90-7	
Chloroethane	ND	ug/kg	234	117	50		05/29/14 23:27	75-00-3	
Chloroform	ND	ug/kg	234	117	50		05/29/14 23:27	67-66-3	
Chloromethane	ND	ug/kg	234	117	50		05/29/14 23:27	74-87-3	
Dibromochloromethane	ND	ug/kg	234	117	50		05/29/14 23:27	124-48-1	
1,1-Dichloroethane	ND	ug/kg	234	117	50		05/29/14 23:27	75-34-3	
1,2-Dichloroethane	ND	ug/kg	234	117	50		05/29/14 23:27	107-06-2	
1,1-Dichloroethene	ND	ug/kg	234	117	50		05/29/14 23:27	75-35-4	
cis-1,2-Dichloroethene	**1800**	ug/kg	234	117	50		05/29/14 23:27	156-59-2	
trans-1,2-Dichloroethene	ND	ug/kg	234	117	50		05/29/14 23:27	156-60-5	
1,2-Dichloropropane	ND	ug/kg	234	117	50		05/29/14 23:27	78-87-5	
cis-1,3-Dichloropropene	ND	ug/kg	234	117	50		05/29/14 23:27	10061-01-5	
trans-1,3-Dichloropropene	ND	ug/kg	234	117	50		05/29/14 23:27	10061-02-6	
Ethylbenzene	ND	ug/kg	234	117	50		05/29/14 23:27	100-41-4	
2-Hexanone	ND	ug/kg	938	469	50		05/29/14 23:27	591-78-6	
Methylene chloride	ND	ug/kg	234	117	50		05/29/14 23:27	75-09-2	
4-Methyl-2-pentanone (MIBK)	ND	ug/kg	469	234	50		05/29/14 23:27	108-10-1	
Styrene	ND	ug/kg	234	117	50		05/29/14 23:27	100-42-5	
1,1,2,2-Tetrachloroethane	ND	ug/kg	234	117	50		05/29/14 23:27	79-34-5	
Tetrachloroethene	ND	ug/kg	234	117	50		05/29/14 23:27	127-18-4	
Toluene	ND	ug/kg	234	117	50		05/29/14 23:27	108-88-3	
1,1,1-Trichloroethane	ND	ug/kg	234	117	50		05/29/14 23:27	71-55-6	
1,1,2-Trichloroethane	ND	ug/kg	234	117	50		05/29/14 23:27	79-00-5	
Trichloroethene	**3030**	ug/kg	234	117	50		05/29/14 23:27	79-01-6	
Vinyl chloride	**248**	ug/kg	234	117	50		05/29/14 23:27	75-01-4	
Xylene (Total)	ND	ug/kg	234	117	50		05/29/14 23:27	1330-20-7	
Surrogates									
Toluene-d8 (S)	100	%	80-120		50		05/29/14 23:27	2037-26-5	
4-Bromofluorobenzene (S)	101	%	76-123		50		05/29/14 23:27	460-00-4	
1,2-Dichloroethane-d4 (S)	98	%	75-129		50		05/29/14 23:27	17060-07-0	
Percent Moisture	Analytical Method: ASTM D2974								
Percent Moisture	**15.2**	%	0.50	0.50	1		05/28/14 00:00		

REPORT OF LABORATORY ANALYSIS

This report shall not be reproduced, except in full,
without the written consent of Pace Analytical Services, Inc..

Pace Analytical Services, Inc.
9608 Loiret Blvd.
Lenexa, KS 66219
(913)599-5665

ANALYTICAL RESULTS

Project: FORT SMITH, AR
Pace Project No.: 60169766

Sample: MW-86 (8.5-9.0 FT) **Lab ID: 60169766008** Collected: 05/21/14 14:05 Received: 05/22/14 01:37 Matrix: Solid

Results reported on a "dry-weight" basis

Parameters	Results	Units	Report Limit	MDL	DF	Prepared	Analyzed	CAS No.	Qual
8260 MSV 5035A VOA	Analytical Method: EPA 8260								
Acetone	ND	ug/kg	995	497	50		05/29/14 23:43	67-64-1	
Benzene	ND	ug/kg	249	124	50		05/29/14 23:43	71-43-2	
Bromodichloromethane	ND	ug/kg	249	124	50		05/29/14 23:43	75-27-4	
Bromoform	ND	ug/kg	249	124	50		05/29/14 23:43	75-25-2	
Bromomethane	**203J**	ug/kg	249	124	50		05/29/14 23:43	74-83-9	
2-Butanone (MEK)	**250J**	ug/kg	497	249	50		05/29/14 23:43	78-93-3	
Carbon disulfide	ND	ug/kg	249	124	50		05/29/14 23:43	75-15-0	
Carbon tetrachloride	ND	ug/kg	249	124	50		05/29/14 23:43	56-23-5	
Chlorobenzene	ND	ug/kg	249	124	50		05/29/14 23:43	108-90-7	
Chloroethane	ND	ug/kg	249	124	50		05/29/14 23:43	75-00-3	
Chloroform	ND	ug/kg	249	124	50		05/29/14 23:43	67-66-3	
Chloromethane	ND	ug/kg	249	124	50		05/29/14 23:43	74-87-3	
Dibromochloromethane	ND	ug/kg	249	124	50		05/29/14 23:43	124-48-1	
1,1-Dichloroethane	ND	ug/kg	249	124	50		05/29/14 23:43	75-34-3	
1,2-Dichloroethane	**181J**	ug/kg	249	124	50		05/29/14 23:43	107-06-2	
1,1-Dichloroethene	ND	ug/kg	249	124	50		05/29/14 23:43	75-35-4	
cis-1,2-Dichloroethene	**2550**	ug/kg	249	124	50		05/29/14 23:43	156-59-2	
trans-1,2-Dichloroethene	ND	ug/kg	249	124	50		05/29/14 23:43	156-60-5	
1,2-Dichloropropane	ND	ug/kg	249	124	50		05/29/14 23:43	78-87-5	
cis-1,3-Dichloropropene	ND	ug/kg	249	124	50		05/29/14 23:43	10061-01-5	
trans-1,3-Dichloropropene	ND	ug/kg	249	124	50		05/29/14 23:43	10061-02-6	
Ethylbenzene	ND	ug/kg	249	124	50		05/29/14 23:43	100-41-4	
2-Hexanone	ND	ug/kg	995	497	50		05/29/14 23:43	591-78-6	
Methylene chloride	ND	ug/kg	249	124	50		05/29/14 23:43	75-09-2	
4-Methyl-2-pentanone (MIBK)	ND	ug/kg	497	249	50		05/29/14 23:43	108-10-1	
Styrene	ND	ug/kg	249	124	50		05/29/14 23:43	100-42-5	
1,1,2,2-Tetrachloroethane	ND	ug/kg	249	124	50		05/29/14 23:43	79-34-5	
Tetrachloroethene	ND	ug/kg	249	124	50		05/29/14 23:43	127-18-4	
Toluene	ND	ug/kg	249	124	50		05/29/14 23:43	108-88-3	
1,1,1-Trichloroethane	ND	ug/kg	249	124	50		05/29/14 23:43	71-55-6	
1,1,2-Trichloroethane	ND	ug/kg	249	124	50		05/29/14 23:43	79-00-5	
Trichloroethene	**40300**	ug/kg	1240	622	250		05/30/14 09:47	79-01-6	
Vinyl chloride	**382**	ug/kg	249	124	50		05/29/14 23:43	75-01-4	
Xylene (Total)	ND	ug/kg	249	124	50		05/29/14 23:43	1330-20-7	
Surrogates									
Toluene-d8 (S)	100	%	80-120		50		05/29/14 23:43	2037-26-5	
4-Bromofluorobenzene (S)	99	%	76-123		50		05/29/14 23:43	460-00-4	
1,2-Dichloroethane-d4 (S)	98	%	75-129		50		05/29/14 23:43	17060-07-0	
Percent Moisture	Analytical Method: ASTM D2974								
Percent Moisture	**15.2**	%	0.50	0.50	1		05/28/14 00:00		

REPORT OF LABORATORY ANALYSIS

This report shall not be reproduced, except in full,
without the written consent of Pace Analytical Services, Inc..

Pace Analytical Services, Inc.
9608 Loiret Blvd.
Lenexa, KS 66219
(913)599-5665

ANALYTICAL RESULTS

Project: FORT SMITH, AR
Pace Project No.: 60169766

Sample: MW-86 (14.0-14.5 FT) **Lab ID: 60169766009** Collected: 05/21/14 14:20 Received: 05/22/14 01:37 Matrix: Solid

Results reported on a "dry-weight" basis

Parameters	Results	Units	Report Limit	MDL	DF	Prepared	Analyzed	CAS No.	Qual
8260 MSV 5035A VOA	Analytical Method: EPA 8260								
Acetone	ND	ug/kg	943	472	50		05/29/14 23:58	67-64-1	
Benzene	ND	ug/kg	236	118	50		05/29/14 23:58	71-43-2	
Bromodichloromethane	ND	ug/kg	236	118	50		05/29/14 23:58	75-27-4	
Bromoform	ND	ug/kg	236	118	50		05/29/14 23:58	75-25-2	
Bromomethane	**136J**	ug/kg	236	118	50		05/29/14 23:58	74-83-9	
2-Butanone (MEK)	ND	ug/kg	472	236	50		05/29/14 23:58	78-93-3	
Carbon disulfide	ND	ug/kg	236	118	50		05/29/14 23:58	75-15-0	
Carbon tetrachloride	ND	ug/kg	236	118	50		05/29/14 23:58	56-23-5	
Chlorobenzene	ND	ug/kg	236	118	50		05/29/14 23:58	108-90-7	
Chloroethane	ND	ug/kg	236	118	50		05/29/14 23:58	75-00-3	
Chloroform	ND	ug/kg	236	118	50		05/29/14 23:58	67-66-3	
Chloromethane	ND	ug/kg	236	118	50		05/29/14 23:58	74-87-3	
Dibromochloromethane	ND	ug/kg	236	118	50		05/29/14 23:58	124-48-1	
1,1-Dichloroethane	ND	ug/kg	236	118	50		05/29/14 23:58	75-34-3	
1,2-Dichloroethane	ND	ug/kg	236	118	50		05/29/14 23:58	107-06-2	
1,1-Dichloroethene	ND	ug/kg	236	118	50		05/29/14 23:58	75-35-4	
cis-1,2-Dichloroethene	**1030**	ug/kg	236	118	50		05/29/14 23:58	156-59-2	
trans-1,2-Dichloroethene	ND	ug/kg	236	118	50		05/29/14 23:58	156-60-5	
1,2-Dichloropropane	ND	ug/kg	236	118	50		05/29/14 23:58	78-87-5	
cis-1,3-Dichloropropene	ND	ug/kg	236	118	50		05/29/14 23:58	10061-01-5	
trans-1,3-Dichloropropene	ND	ug/kg	236	118	50		05/29/14 23:58	10061-02-6	
Ethylbenzene	ND	ug/kg	236	118	50		05/29/14 23:58	100-41-4	
2-Hexanone	ND	ug/kg	943	472	50		05/29/14 23:58	591-78-6	
Methylene chloride	ND	ug/kg	236	118	50		05/29/14 23:58	75-09-2	
4-Methyl-2-pentanone (MIBK)	ND	ug/kg	472	236	50		05/29/14 23:58	108-10-1	
Styrene	ND	ug/kg	236	118	50		05/29/14 23:58	100-42-5	
1,1,2,2-Tetrachloroethane	ND	ug/kg	236	118	50		05/29/14 23:58	79-34-5	
Tetrachloroethene	ND	ug/kg	236	118	50		05/29/14 23:58	127-18-4	
Toluene	ND	ug/kg	236	118	50		05/29/14 23:58	108-88-3	
1,1,1-Trichloroethane	ND	ug/kg	236	118	50		05/29/14 23:58	71-55-6	
1,1,2-Trichloroethane	ND	ug/kg	236	118	50		05/29/14 23:58	79-00-5	
Trichloroethene	**58700**	ug/kg	4720	2360	1000		05/30/14 10:03	79-01-6	
Vinyl chloride	**162J**	ug/kg	236	118	50		05/29/14 23:58	75-01-4	
Xylene (Total)	ND	ug/kg	236	118	50		05/29/14 23:58	1330-20-7	
Surrogates									
Toluene-d8 (S)	101	%	80-120		50		05/29/14 23:58	2037-26-5	
4-Bromofluorobenzene (S)	102	%	76-123		50		05/29/14 23:58	460-00-4	
1,2-Dichloroethane-d4 (S)	97	%	75-129		50		05/29/14 23:58	17060-07-0	
Percent Moisture	Analytical Method: ASTM D2974								
Percent Moisture	**14.0**	%	0.50	0.50	1		05/28/14 00:00		

REPORT OF LABORATORY ANALYSIS

This report shall not be reproduced, except in full,
without the written consent of Pace Analytical Services, Inc..

Pace Analytical Services, Inc.
9608 Loiret Blvd.
Lenexa, KS 66219
(913)599-5665

ANALYTICAL RESULTS

Project: FORT SMITH, AR
Pace Project No.: 60169766

Sample: MW-86 (15.5-16.0 FT) **Lab ID: 60169766010** Collected: 05/21/14 14:35 Received: 05/22/14 01:37 Matrix: Solid

Results reported on a "dry-weight" basis

Parameters	Results	Units	Report Limit	MDL	DF	Prepared	Analyzed	CAS No.	Qual
8260 MSV 5035A VOA	Analytical Method: EPA 8260								
Acetone	ND	ug/kg	932	466	50		05/30/14 00:14	67-64-1	
Benzene	ND	ug/kg	233	116	50		05/30/14 00:14	71-43-2	
Bromodichloromethane	ND	ug/kg	233	116	50		05/30/14 00:14	75-27-4	
Bromoform	ND	ug/kg	233	116	50		05/30/14 00:14	75-25-2	
Bromomethane	**156J**	ug/kg	233	116	50		05/30/14 00:14	74-83-9	
2-Butanone (MEK)	ND	ug/kg	466	233	50		05/30/14 00:14	78-93-3	
Carbon disulfide	ND	ug/kg	233	116	50		05/30/14 00:14	75-15-0	
Carbon tetrachloride	ND	ug/kg	233	116	50		05/30/14 00:14	56-23-5	
Chlorobenzene	ND	ug/kg	233	116	50		05/30/14 00:14	108-90-7	
Chloroethane	ND	ug/kg	233	116	50		05/30/14 00:14	75-00-3	
Chloroform	ND	ug/kg	233	116	50		05/30/14 00:14	67-66-3	
Chloromethane	ND	ug/kg	233	116	50		05/30/14 00:14	74-87-3	
Dibromochloromethane	ND	ug/kg	233	116	50		05/30/14 00:14	124-48-1	
1,1-Dichloroethane	ND	ug/kg	233	116	50		05/30/14 00:14	75-34-3	
1,2-Dichloroethane	ND	ug/kg	233	116	50		05/30/14 00:14	107-06-2	
1,1-Dichloroethene	ND	ug/kg	233	116	50		05/30/14 00:14	75-35-4	
cis-1,2-Dichloroethene	**359**	ug/kg	233	116	50		05/30/14 00:14	156-59-2	
trans-1,2-Dichloroethene	ND	ug/kg	233	116	50		05/30/14 00:14	156-60-5	
1,2-Dichloropropane	ND	ug/kg	233	116	50		05/30/14 00:14	78-87-5	
cis-1,3-Dichloropropene	ND	ug/kg	233	116	50		05/30/14 00:14	10061-01-5	
trans-1,3-Dichloropropene	ND	ug/kg	233	116	50		05/30/14 00:14	10061-02-6	
Ethylbenzene	ND	ug/kg	233	116	50		05/30/14 00:14	100-41-4	
2-Hexanone	ND	ug/kg	932	466	50		05/30/14 00:14	591-78-6	
Methylene chloride	ND	ug/kg	233	116	50		05/30/14 00:14	75-09-2	
4-Methyl-2-pentanone (MIBK)	ND	ug/kg	466	233	50		05/30/14 00:14	108-10-1	
Styrene	ND	ug/kg	233	116	50		05/30/14 00:14	100-42-5	
1,1,2,2-Tetrachloroethane	ND	ug/kg	233	116	50		05/30/14 00:14	79-34-5	
Tetrachloroethene	ND	ug/kg	233	116	50		05/30/14 00:14	127-18-4	
Toluene	ND	ug/kg	233	116	50		05/30/14 00:14	108-88-3	
1,1,1-Trichloroethane	ND	ug/kg	233	116	50		05/30/14 00:14	71-55-6	
1,1,2-Trichloroethane	ND	ug/kg	233	116	50		05/30/14 00:14	79-00-5	
Trichloroethene	**28700**	ug/kg	1160	582	250		05/30/14 10:18	79-01-6	
Vinyl chloride	ND	ug/kg	233	116	50		05/30/14 00:14	75-01-4	
Xylene (Total)	ND	ug/kg	233	116	50		05/30/14 00:14	1330-20-7	
Surrogates									
Toluene-d8 (S)	99	%	80-120		50		05/30/14 00:14	2037-26-5	
4-Bromofluorobenzene (S)	101	%	76-123		50		05/30/14 00:14	460-00-4	
1,2-Dichloroethane-d4 (S)	99	%	75-129		50		05/30/14 00:14	17060-07-0	
Percent Moisture	Analytical Method: ASTM D2974								
Percent Moisture	**14.3**	%	0.50	0.50	1		05/28/14 00:00		

REPORT OF LABORATORY ANALYSIS

This report shall not be reproduced, except in full,
without the written consent of Pace Analytical Services, Inc..

Pace Analytical Services, Inc.
9608 Loiret Blvd.
Lenexa, KS 66219
(913)599-5665

ANALYTICAL RESULTS

Project: FORT SMITH, AR
Pace Project No.: 60169766

Sample: MW-86 (21.0-21.5 FT) **Lab ID: 60169766011** Collected: 05/21/14 14:55 Received: 05/22/14 01:37 Matrix: Solid

Results reported on a "dry-weight" basis

Parameters	Results	Units	Report Limit	MDL	DF	Prepared	Analyzed	CAS No.	Qual
8260 MSV 5035A VOA	Analytical Method: EPA 8260								
Acetone	ND	ug/kg	893	447	50		05/30/14 00:29	67-64-1	
Benzene	ND	ug/kg	223	112	50		05/30/14 00:29	71-43-2	
Bromodichloromethane	ND	ug/kg	223	112	50		05/30/14 00:29	75-27-4	
Bromoform	ND	ug/kg	223	112	50		05/30/14 00:29	75-25-2	
Bromomethane	**173J**	ug/kg	223	112	50		05/30/14 00:29	74-83-9	
2-Butanone (MEK)	ND	ug/kg	447	223	50		05/30/14 00:29	78-93-3	
Carbon disulfide	ND	ug/kg	223	112	50		05/30/14 00:29	75-15-0	
Carbon tetrachloride	ND	ug/kg	223	112	50		05/30/14 00:29	56-23-5	
Chlorobenzene	ND	ug/kg	223	112	50		05/30/14 00:29	108-90-7	
Chloroethane	ND	ug/kg	223	112	50		05/30/14 00:29	75-00-3	
Chloroform	ND	ug/kg	223	112	50		05/30/14 00:29	67-66-3	
Chloromethane	ND	ug/kg	223	112	50		05/30/14 00:29	74-87-3	
Dibromochloromethane	ND	ug/kg	223	112	50		05/30/14 00:29	124-48-1	
1,1-Dichloroethane	ND	ug/kg	223	112	50		05/30/14 00:29	75-34-3	
1,2-Dichloroethane	ND	ug/kg	223	112	50		05/30/14 00:29	107-06-2	
1,1-Dichloroethene	ND	ug/kg	223	112	50		05/30/14 00:29	75-35-4	
cis-1,2-Dichloroethene	ND	ug/kg	223	112	50		05/30/14 00:29	156-59-2	
trans-1,2-Dichloroethene	ND	ug/kg	223	112	50		05/30/14 00:29	156-60-5	
1,2-Dichloropropane	ND	ug/kg	223	112	50		05/30/14 00:29	78-87-5	
cis-1,3-Dichloropropene	ND	ug/kg	223	112	50		05/30/14 00:29	10061-01-5	
trans-1,3-Dichloropropene	ND	ug/kg	223	112	50		05/30/14 00:29	10061-02-6	
Ethylbenzene	ND	ug/kg	223	112	50		05/30/14 00:29	100-41-4	
2-Hexanone	ND	ug/kg	893	447	50		05/30/14 00:29	591-78-6	
Methylene chloride	ND	ug/kg	223	112	50		05/30/14 00:29	75-09-2	
4-Methyl-2-pentanone (MIBK)	ND	ug/kg	447	223	50		05/30/14 00:29	108-10-1	
Styrene	ND	ug/kg	223	112	50		05/30/14 00:29	100-42-5	
1,1,2,2-Tetrachloroethane	ND	ug/kg	223	112	50		05/30/14 00:29	79-34-5	
Tetrachloroethene	ND	ug/kg	223	112	50		05/30/14 00:29	127-18-4	
Toluene	ND	ug/kg	223	112	50		05/30/14 00:29	108-88-3	
1,1,1-Trichloroethane	ND	ug/kg	223	112	50		05/30/14 00:29	71-55-6	
1,1,2-Trichloroethane	ND	ug/kg	223	112	50		05/30/14 00:29	79-00-5	
Trichloroethene	**22800**	ug/kg	1120	558	250		05/30/14 10:34	79-01-6	
Vinyl chloride	ND	ug/kg	223	112	50		05/30/14 00:29	75-01-4	
Xylene (Total)	ND	ug/kg	223	112	50		05/30/14 00:29	1330-20-7	
Surrogates									
Toluene-d8 (S)	99	%	80-120		50		05/30/14 00:29	2037-26-5	
4-Bromofluorobenzene (S)	104	%	76-123		50		05/30/14 00:29	460-00-4	
1,2-Dichloroethane-d4 (S)	98	%	75-129		50		05/30/14 00:29	17060-07-0	
Percent Moisture	Analytical Method: ASTM D2974								
Percent Moisture	**15.3**	%	0.50	0.50	1		05/28/14 00:00		

REPORT OF LABORATORY ANALYSIS

This report shall not be reproduced, except in full,
without the written consent of Pace Analytical Services, Inc..

Pace Analytical Services, Inc.
9608 Loiret Blvd.
Lenexa, KS 66219
(913)599-5665

ANALYTICAL RESULTS

Project: FORT SMITH, AR
Pace Project No.: 60169766

Sample: MW-86 (26.0-26.5 FT) **Lab ID: 60169766012** Collected: 05/21/14 15:10 Received: 05/22/14 01:37 Matrix: Solid

Results reported on a "dry-weight" basis

Parameters	Results	Units	Report Limit	MDL	DF	Prepared	Analyzed	CAS No.	Qual
8260 MSV 5035A VOA	Analytical Method: EPA 8260								
Acetone	ND	ug/kg	853	427	50		05/30/14 00:45	67-64-1	
Benzene	ND	ug/kg	213	107	50		05/30/14 00:45	71-43-2	
Bromodichloromethane	ND	ug/kg	213	107	50		05/30/14 00:45	75-27-4	
Bromoform	ND	ug/kg	213	107	50		05/30/14 00:45	75-25-2	
Bromomethane	**115J**	ug/kg	213	107	50		05/30/14 00:45	74-83-9	
2-Butanone (MEK)	ND	ug/kg	427	213	50		05/30/14 00:45	78-93-3	
Carbon disulfide	ND	ug/kg	213	107	50		05/30/14 00:45	75-15-0	
Carbon tetrachloride	ND	ug/kg	213	107	50		05/30/14 00:45	56-23-5	
Chlorobenzene	ND	ug/kg	213	107	50		05/30/14 00:45	108-90-7	
Chloroethane	ND	ug/kg	213	107	50		05/30/14 00:45	75-00-3	
Chloroform	ND	ug/kg	213	107	50		05/30/14 00:45	67-66-3	
Chloromethane	ND	ug/kg	213	107	50		05/30/14 00:45	74-87-3	
Dibromochloromethane	ND	ug/kg	213	107	50		05/30/14 00:45	124-48-1	
1,1-Dichloroethane	ND	ug/kg	213	107	50		05/30/14 00:45	75-34-3	
1,2-Dichloroethane	ND	ug/kg	213	107	50		05/30/14 00:45	107-06-2	
1,1-Dichloroethene	**133J**	ug/kg	213	107	50		05/30/14 00:45	75-35-4	
cis-1,2-Dichloroethene	ND	ug/kg	213	107	50		05/30/14 00:45	156-59-2	
trans-1,2-Dichloroethene	ND	ug/kg	213	107	50		05/30/14 00:45	156-60-5	
1,2-Dichloropropane	ND	ug/kg	213	107	50		05/30/14 00:45	78-87-5	
cis-1,3-Dichloropropene	ND	ug/kg	213	107	50		05/30/14 00:45	10061-01-5	
trans-1,3-Dichloropropene	ND	ug/kg	213	107	50		05/30/14 00:45	10061-02-6	
Ethylbenzene	ND	ug/kg	213	107	50		05/30/14 00:45	100-41-4	
2-Hexanone	ND	ug/kg	853	427	50		05/30/14 00:45	591-78-6	
Methylene chloride	ND	ug/kg	213	107	50		05/30/14 00:45	75-09-2	
4-Methyl-2-pentanone (MIBK)	ND	ug/kg	427	213	50		05/30/14 00:45	108-10-1	
Styrene	ND	ug/kg	213	107	50		05/30/14 00:45	100-42-5	
1,1,2,2-Tetrachloroethane	ND	ug/kg	213	107	50		05/30/14 00:45	79-34-5	
Tetrachloroethene	ND	ug/kg	213	107	50		05/30/14 00:45	127-18-4	
Toluene	ND	ug/kg	213	107	50		05/30/14 00:45	108-88-3	
1,1,1-Trichloroethane	**680**	ug/kg	213	107	50		05/30/14 00:45	71-55-6	
1,1,2-Trichloroethane	ND	ug/kg	213	107	50		05/30/14 00:45	79-00-5	
Trichloroethene	**137000**	ug/kg	8530	4270	2000		05/30/14 10:49	79-01-6	
Vinyl chloride	ND	ug/kg	213	107	50		05/30/14 00:45	75-01-4	
Xylene (Total)	ND	ug/kg	213	107	50		05/30/14 00:45	1330-20-7	
Surrogates									
Toluene-d8 (S)	99	%	80-120		50		05/30/14 00:45	2037-26-5	
4-Bromofluorobenzene (S)	101	%	76-123		50		05/30/14 00:45	460-00-4	
1,2-Dichloroethane-d4 (S)	97	%	75-129		50		05/30/14 00:45	17060-07-0	
Percent Moisture	Analytical Method: ASTM D2974								
Percent Moisture	**11.2**	%	0.50	0.50	1		05/28/14 00:00		

REPORT OF LABORATORY ANALYSIS

This report shall not be reproduced, except in full,
without the written consent of Pace Analytical Services, Inc..

Pace Analytical Services, Inc.
9608 Loiret Blvd.
Lenexa, KS 66219
(913)599-5665

ANALYTICAL RESULTS

Project: FORT SMITH, AR
Pace Project No.: 60169766

Sample: TRIP BLANK 01 **Lab ID: 60169766013** Collected: 05/21/14 08:00 Received: 05/22/14 01:37 Matrix: Solid

Results reported on a "wet-weight" basis

Parameters	Results	Units	Report Limit	MDL	DF	Prepared	Analyzed	CAS No.	Qual
8260 MSV 5035A VOA	Analytical Method: EPA 8260								
Acetone	ND	ug/kg	20.0	10.0	1		05/29/14 21:39	67-64-1	
Benzene	ND	ug/kg	5.0	2.5	1		05/29/14 21:39	71-43-2	
Bromodichloromethane	ND	ug/kg	5.0	2.5	1		05/29/14 21:39	75-27-4	
Bromoform	ND	ug/kg	5.0	2.5	1		05/29/14 21:39	75-25-2	
Bromomethane	ND	ug/kg	5.0	2.5	1		05/29/14 21:39	74-83-9	
2-Butanone (MEK)	ND	ug/kg	10.0	5.0	1		05/29/14 21:39	78-93-3	
Carbon disulfide	ND	ug/kg	5.0	2.5	1		05/29/14 21:39	75-15-0	
Carbon tetrachloride	ND	ug/kg	5.0	2.5	1		05/29/14 21:39	56-23-5	
Chlorobenzene	ND	ug/kg	5.0	2.5	1		05/29/14 21:39	108-90-7	
Chloroethane	ND	ug/kg	5.0	2.5	1		05/29/14 21:39	75-00-3	
Chloroform	ND	ug/kg	5.0	2.5	1		05/29/14 21:39	67-66-3	
Chloromethane	ND	ug/kg	5.0	2.5	1		05/29/14 21:39	74-87-3	
Dibromochloromethane	ND	ug/kg	5.0	2.5	1		05/29/14 21:39	124-48-1	
1,1-Dichloroethane	ND	ug/kg	5.0	2.5	1		05/29/14 21:39	75-34-3	
1,2-Dichloroethane	ND	ug/kg	5.0	2.5	1		05/29/14 21:39	107-06-2	
1,1-Dichloroethene	ND	ug/kg	5.0	2.5	1		05/29/14 21:39	75-35-4	
cis-1,2-Dichloroethene	ND	ug/kg	5.0	2.5	1		05/29/14 21:39	156-59-2	
trans-1,2-Dichloroethene	ND	ug/kg	5.0	2.5	1		05/29/14 21:39	156-60-5	
1,2-Dichloropropane	ND	ug/kg	5.0	2.5	1		05/29/14 21:39	78-87-5	
cis-1,3-Dichloropropene	ND	ug/kg	5.0	2.5	1		05/29/14 21:39	10061-01-5	
trans-1,3-Dichloropropene	ND	ug/kg	5.0	2.5	1		05/29/14 21:39	10061-02-6	
Ethylbenzene	ND	ug/kg	5.0	2.5	1		05/29/14 21:39	100-41-4	
2-Hexanone	ND	ug/kg	20.0	10.0	1		05/29/14 21:39	591-78-6	
Methylene chloride	ND	ug/kg	5.0	2.5	1		05/29/14 21:39	75-09-2	
4-Methyl-2-pentanone (MIBK)	ND	ug/kg	10.0	5.0	1		05/29/14 21:39	108-10-1	
Styrene	ND	ug/kg	5.0	2.5	1		05/29/14 21:39	100-42-5	
1,1,2,2-Tetrachloroethane	ND	ug/kg	5.0	2.5	1		05/29/14 21:39	79-34-5	
Tetrachloroethene	ND	ug/kg	5.0	2.5	1		05/29/14 21:39	127-18-4	
Toluene	ND	ug/kg	5.0	2.5	1		05/29/14 21:39	108-88-3	
1,1,1-Trichloroethane	ND	ug/kg	5.0	2.5	1		05/29/14 21:39	71-55-6	
1,1,2-Trichloroethane	ND	ug/kg	5.0	2.5	1		05/29/14 21:39	79-00-5	
Trichloroethene	ND	ug/kg	5.0	2.5	1		05/29/14 21:39	79-01-6	
Vinyl chloride	ND	ug/kg	5.0	2.5	1		05/29/14 21:39	75-01-4	
Xylene (Total)	ND	ug/kg	5.0	2.5	1		05/29/14 21:39	1330-20-7	
Surrogates									
Toluene-d8 (S)	99	%	80-120		1		05/29/14 21:39	2037-26-5	
4-Bromofluorobenzene (S)	100	%	76-123		1		05/29/14 21:39	460-00-4	
1,2-Dichloroethane-d4 (S)	97	%	75-129		1		05/29/14 21:39	17060-07-0	

REPORT OF LABORATORY ANALYSIS

This report shall not be reproduced, except in full,
without the written consent of Pace Analytical Services, Inc..

Pace Analytical Services, Inc.
9608 Loiret Blvd.
Lenexa, KS 66219
(913)599-5665

QUALITY CONTROL DATA

Project: FORT SMITH, AR
Pace Project No.: 60169766

QC Batch: MSV/61901 Analysis Method: EPA 8260
QC Batch Method: EPA 8260 Analysis Description: 8260 MSV 5035A Volatile Organics
Associated Lab Samples: 60169766001, 60169766002, 60169766003, 60169766004, 60169766005, 60169766006, 60169766007, 60169766008, 60169766009, 60169766010, 60169766011, 60169766012, 60169766013

METHOD BLANK: 1385050 Matrix: Solid
Associated Lab Samples: 60169766001, 60169766002, 60169766003, 60169766004, 60169766006, 60169766007, 60169766008, 60169766009, 60169766010, 60169766011, 60169766012, 60169766013

Parameter	Units	Blank Result	Reporting Limit	Analyzed	Qualifiers
1,1,1-Trichloroethane	ug/kg	ND	5.0	05/29/14 18:33	
1,1,2,2-Tetrachloroethane	ug/kg	ND	5.0	05/29/14 18:33	
1,1,2-Trichloroethane	ug/kg	ND	5.0	05/29/14 18:33	
1,1-Dichloroethane	ug/kg	ND	5.0	05/29/14 18:33	
1,1-Dichloroethene	ug/kg	ND	5.0	05/29/14 18:33	
1,2-Dichloroethane	ug/kg	ND	5.0	05/29/14 18:33	
1,2-Dichloropropane	ug/kg	ND	5.0	05/29/14 18:33	
2-Butanone (MEK)	ug/kg	ND	10.0	05/29/14 18:33	
2-Hexanone	ug/kg	ND	20.0	05/29/14 18:33	
4-Methyl-2-pentanone (MIBK)	ug/kg	ND	10.0	05/29/14 18:33	
Acetone	ug/kg	ND	20.0	05/29/14 18:33	
Benzene	ug/kg	ND	5.0	05/29/14 18:33	
Bromodichloromethane	ug/kg	ND	5.0	05/29/14 18:33	
Bromoform	ug/kg	ND	5.0	05/29/14 18:33	
Bromomethane	ug/kg	ND	5.0	05/29/14 18:33	
Carbon disulfide	ug/kg	ND	5.0	05/29/14 18:33	
Carbon tetrachloride	ug/kg	ND	5.0	05/29/14 18:33	
Chlorobenzene	ug/kg	ND	5.0	05/29/14 18:33	
Chloroethane	ug/kg	ND	5.0	05/29/14 18:33	
Chloroform	ug/kg	ND	5.0	05/29/14 18:33	
Chloromethane	ug/kg	ND	5.0	05/29/14 18:33	
cis-1,2-Dichloroethene	ug/kg	ND	5.0	05/29/14 18:33	
cis-1,3-Dichloropropene	ug/kg	ND	5.0	05/29/14 18:33	
Dibromochloromethane	ug/kg	ND	5.0	05/29/14 18:33	
Ethylbenzene	ug/kg	ND	5.0	05/29/14 18:33	
Methylene chloride	ug/kg	ND	5.0	05/29/14 18:33	
Styrene	ug/kg	ND	5.0	05/29/14 18:33	
Tetrachloroethene	ug/kg	ND	5.0	05/29/14 18:33	
Toluene	ug/kg	ND	5.0	05/29/14 18:33	
trans-1,2-Dichloroethene	ug/kg	ND	5.0	05/29/14 18:33	
trans-1,3-Dichloropropene	ug/kg	ND	5.0	05/29/14 18:33	
Trichloroethene	ug/kg	ND	5.0	05/29/14 18:33	
Vinyl chloride	ug/kg	ND	5.0	05/29/14 18:33	
Xylene (Total)	ug/kg	ND	5.0	05/29/14 18:33	
1,2-Dichloroethane-d4 (S)	%	100	75-129	05/29/14 18:33	
4-Bromofluorobenzene (S)	%	99	76-123	05/29/14 18:33	
Toluene-d8 (S)	%	100	80-120	05/29/14 18:33	

Results presented on this page are in the units indicated by the "Units" column except where an alternate unit is presented to the right of the result.

REPORT OF LABORATORY ANALYSIS

This report shall not be reproduced, except in full,
without the written consent of Pace Analytical Services, Inc..

Pace Analytical Services, Inc.
9608 Loiret Blvd.
Lenexa, KS 66219
(913)599-5665

QUALITY CONTROL DATA

Project: FORT SMITH, AR
Pace Project No.: 60169766

METHOD BLANK: 1386362 Matrix: Solid
Associated Lab Samples: 60169766005, 60169766006, 60169766008, 60169766009, 60169766010, 60169766011, 60169766012

Parameter	Units	Blank Result	Reporting Limit	Analyzed	Qualifiers
1,1,1-Trichloroethane	ug/kg	ND	5.0	05/30/14 05:24	
1,1,2,2-Tetrachloroethane	ug/kg	ND	5.0	05/30/14 05:24	
1,1,2-Trichloroethane	ug/kg	ND	5.0	05/30/14 05:24	
1,1-Dichloroethane	ug/kg	ND	5.0	05/30/14 05:24	
1,1-Dichloroethene	ug/kg	ND	5.0	05/30/14 05:24	
1,2-Dichloroethane	ug/kg	ND	5.0	05/30/14 05:24	
1,2-Dichloropropane	ug/kg	ND	5.0	05/30/14 05:24	
2-Butanone (MEK)	ug/kg	ND	10.0	05/30/14 05:24	
2-Hexanone	ug/kg	ND	20.0	05/30/14 05:24	
4-Methyl-2-pentanone (MIBK)	ug/kg	ND	10.0	05/30/14 05:24	
Acetone	ug/kg	ND	20.0	05/30/14 05:24	
Benzene	ug/kg	ND	5.0	05/30/14 05:24	
Bromodichloromethane	ug/kg	ND	5.0	05/30/14 05:24	
Bromoform	ug/kg	ND	5.0	05/30/14 05:24	
Bromomethane	ug/kg	ND	5.0	05/30/14 05:24	
Carbon disulfide	ug/kg	ND	5.0	05/30/14 05:24	
Carbon tetrachloride	ug/kg	ND	5.0	05/30/14 05:24	
Chlorobenzene	ug/kg	ND	5.0	05/30/14 05:24	
Chloroethane	ug/kg	ND	5.0	05/30/14 05:24	
Chloroform	ug/kg	ND	5.0	05/30/14 05:24	
Chloromethane	ug/kg	ND	5.0	05/30/14 05:24	
cis-1,2-Dichloroethene	ug/kg	ND	5.0	05/30/14 05:24	
cis-1,3-Dichloropropene	ug/kg	ND	5.0	05/30/14 05:24	
Dibromochloromethane	ug/kg	ND	5.0	05/30/14 05:24	
Ethylbenzene	ug/kg	ND	5.0	05/30/14 05:24	
Methylene chloride	ug/kg	ND	5.0	05/30/14 05:24	
Styrene	ug/kg	ND	5.0	05/30/14 05:24	
Tetrachloroethene	ug/kg	ND	5.0	05/30/14 05:24	
Toluene	ug/kg	ND	5.0	05/30/14 05:24	
trans-1,2-Dichloroethene	ug/kg	ND	5.0	05/30/14 05:24	
trans-1,3-Dichloropropene	ug/kg	ND	5.0	05/30/14 05:24	
Trichloroethene	ug/kg	ND	5.0	05/30/14 05:24	
Vinyl chloride	ug/kg	ND	5.0	05/30/14 05:24	
Xylene (Total)	ug/kg	ND	5.0	05/30/14 05:24	
1,2-Dichloroethane-d4 (S)	%	94	75-129	05/30/14 05:24	
4-Bromofluorobenzene (S)	%	99	76-123	05/30/14 05:24	
Toluene-d8 (S)	%	100	80-120	05/30/14 05:24	

LABORATORY CONTROL SAMPLE: 1385051

Parameter	Units	Spike Conc.	LCS Result	LCS % Rec	% Rec Limits	Qualifiers
1,1,1-Trichloroethane	ug/kg	100	96.8	97	77-126	
1,1,2,2-Tetrachloroethane	ug/kg	100	103	103	73-120	
1,1,2-Trichloroethane	ug/kg	100	101	101	76-120	

Results presented on this page are in the units indicated by the "Units" column except where an alternate unit is presented to the right of the result.

REPORT OF LABORATORY ANALYSIS

This report shall not be reproduced, except in full,
without the written consent of Pace Analytical Services, Inc..

Pace Analytical Services, Inc.
9608 Loiret Blvd.
Lenexa, KS 66219
(913)599-5665

QUALITY CONTROL DATA

Project: FORT SMITH, AR
Pace Project No.: 60169766

LABORATORY CONTROL SAMPLE: 1385051

Parameter	Units	Spike Conc.	LCS Result	LCS % Rec	% Rec Limits	Qualifiers
1,1-Dichloroethane	ug/kg	100	97.9	98	71-120	
1,1-Dichloroethene	ug/kg	100	87.5	87	76-130	
1,2-Dichloroethane	ug/kg	100	100	100	78-120	
1,2-Dichloropropane	ug/kg	100	101	101	80-120	
2-Butanone (MEK)	ug/kg	500	495	99	55-135	
2-Hexanone	ug/kg	500	515	103	57-136	
4-Methyl-2-pentanone (MIBK)	ug/kg	500	515	103	71-128	
Acetone	ug/kg	500	535	107	43-144	
Benzene	ug/kg	100	94.1	94	80-120	
Bromodichloromethane	ug/kg	100	107	107	80-120	
Bromoform	ug/kg	100	108	108	75-124	
Bromomethane	ug/kg	100	102	102	38-150	
Carbon disulfide	ug/kg	100	107	107	58-137	
Carbon tetrachloride	ug/kg	100	98.5	98	75-140	
Chlorobenzene	ug/kg	100	99.2	99	80-120	
Chloroethane	ug/kg	100	93.5	94	65-127	
Chloroform	ug/kg	100	101	101	74-120	
Chloromethane	ug/kg	100	92.1	92	39-138	
cis-1,2-Dichloroethene	ug/kg	100	98.3	98	76-124	
cis-1,3-Dichloropropene	ug/kg	100	102	102	82-120	
Dibromochloromethane	ug/kg	100	106	106	80-124	
Ethylbenzene	ug/kg	100	97.1	97	80-120	
Methylene chloride	ug/kg	100	106	106	70-123	
Styrene	ug/kg	100	100	100	79-120	
Tetrachloroethene	ug/kg	100	94.7	95	78-128	
Toluene	ug/kg	100	95.8	96	79-120	
trans-1,2-Dichloroethene	ug/kg	100	92.3	92	76-124	
trans-1,3-Dichloropropene	ug/kg	100	105	105	80-124	
Trichloroethene	ug/kg	100	95.7	96	80-120	
Vinyl chloride	ug/kg	100	81.3	81	57-132	
Xylene (Total)	ug/kg	300	285	95	79-120	
1,2-Dichloroethane-d4 (S)	%			100	75-129	
4-Bromofluorobenzene (S)	%			101	76-123	
Toluene-d8 (S)	%			102	80-120	

LABORATORY CONTROL SAMPLE: 1386363

Parameter	Units	Spike Conc.	LCS Result	LCS % Rec	% Rec Limits	Qualifiers
1,1,1-Trichloroethane	ug/kg	100	91.7	92	77-126	
1,1,2,2-Tetrachloroethane	ug/kg	100	96.1	96	73-120	
1,1,2-Trichloroethane	ug/kg	100	98.6	99	76-120	
1,1-Dichloroethane	ug/kg	100	92.9	93	71-120	
1,1-Dichloroethene	ug/kg	100	86.1	86	76-130	
1,2-Dichloroethane	ug/kg	100	98.7	99	78-120	
1,2-Dichloropropane	ug/kg	100	97.7	98	80-120	

Results presented on this page are in the units indicated by the "Units" column except where an alternate unit is presented to the right of the result.

REPORT OF LABORATORY ANALYSIS

This report shall not be reproduced, except in full,
without the written consent of Pace Analytical Services, Inc..

Pace Analytical Services, Inc.
9608 Loiret Blvd.
Lenexa, KS 66219
(913)599-5665

QUALITY CONTROL DATA

Project: FORT SMITH, AR
Pace Project No.: 60169766

LABORATORY CONTROL SAMPLE: 1386363

Parameter	Units	Spike Conc.	LCS Result	LCS % Rec	% Rec Limits	Qualifiers
2-Butanone (MEK)	ug/kg	500	481	96	55-135	
2-Hexanone	ug/kg	500	510	102	57-136	
4-Methyl-2-pentanone (MIBK)	ug/kg	500	498	100	71-128	
Acetone	ug/kg	500	518	104	43-144	
Benzene	ug/kg	100	89.7	90	80-120	
Bromodichloromethane	ug/kg	100	101	101	80-120	
Bromoform	ug/kg	100	104	104	75-124	
Bromomethane	ug/kg	100	101	101	38-150	
Carbon disulfide	ug/kg	100	104	104	58-137	
Carbon tetrachloride	ug/kg	100	90.9	91	75-140	
Chlorobenzene	ug/kg	100	94.1	94	80-120	
Chloroethane	ug/kg	100	93.4	93	65-127	
Chloroform	ug/kg	100	96.8	97	74-120	
Chloromethane	ug/kg	100	96.2	96	39-138	
cis-1,2-Dichloroethene	ug/kg	100	93.9	94	76-124	
cis-1,3-Dichloropropene	ug/kg	100	95.7	96	82-120	
Dibromochloromethane	ug/kg	100	103	103	80-124	
Ethylbenzene	ug/kg	100	89.6	90	80-120	
Methylene chloride	ug/kg	100	99.1	99	70-123	
Styrene	ug/kg	100	95.7	96	79-120	
Tetrachloroethene	ug/kg	100	87.4	87	78-128	
Toluene	ug/kg	100	91.8	92	79-120	
trans-1,2-Dichloroethene	ug/kg	100	87.0	87	76-124	
trans-1,3-Dichloropropene	ug/kg	100	98.7	99	80-124	
Trichloroethene	ug/kg	100	93.1	93	80-120	
Vinyl chloride	ug/kg	100	87.6	88	57-132	
Xylene (Total)	ug/kg	300	267	89	79-120	
1,2-Dichloroethane-d4 (S)	%			97	75-129	
4-Bromofluorobenzene (S)	%			102	76-123	
Toluene-d8 (S)	%			101	80-120	

MATRIX SPIKE & MATRIX SPIKE DUPLICATE: 1385052 1385053

Parameter	Units	60169905006 Result	MS Spike Conc.	MSD Spike Conc.	MS Result	MSD Result	MS % Rec	MSD % Rec	% Rec Limits	RPD	Max RPD	Qual
1,1,1-Trichloroethane	ug/kg	ND	121	121	74.4	55.6	62	46	21-144	29	43	
1,1,2,2-Tetrachloroethane	ug/kg	ND	121	121	65.5	50.8	54	42	10-151	25	46	
1,1,2-Trichloroethane	ug/kg	ND	121	121	68.8	59.0	57	49	10-140	15	46	
1,1-Dichloroethane	ug/kg	ND	121	121	78.6	67.2	65	55	19-137	16	43	
1,1-Dichloroethene	ug/kg	ND	121	121	80.3	66.1	66	54	27-143	19	41	
1,2-Dichloroethane	ug/kg	ND	121	121	80.8	65.8	67	54	21-147	20	38	
1,2-Dichloropropane	ug/kg	ND	121	121	74.7	59.0	62	49	15-145	23	43	
2-Butanone (MEK)	ug/kg	ND	605	607	407	353	66	57	10-160	14	50	
2-Hexanone	ug/kg	ND	605	607	377	319	62	53	10-160	16	50	
4-Methyl-2-pentanone (MIBK)	ug/kg	ND	605	607	390	322	65	53	10-152	19	47	

Results presented on this page are in the units indicated by the "Units" column except where an alternate unit is presented to the right of the result.

REPORT OF LABORATORY ANALYSIS

This report shall not be reproduced, except in full,
without the written consent of Pace Analytical Services, Inc..

Pace Analytical Services, Inc.
9608 Loiret Blvd.
Lenexa, KS 66219
(913)599-5665

QUALITY CONTROL DATA

Project: FORT SMITH, AR
Pace Project No.: 60169766

MATRIX SPIKE & MATRIX SPIKE DUPLICATE: 1385052 1385053

Parameter	Units	60169905006 Result	MS Spike Conc.	MSD Spike Conc.	MS Result	MSD Result	MS % Rec	MSD % Rec	% Rec Limits	RPD	Max RPD	Qual
Acetone	ug/kg	26.7	605	607	490	426	77	66	10-160	14	49	
Benzene	ug/kg	ND	121	121	73.2	57.0	61	47	22-144	25	38	
Bromodichloromethane	ug/kg	ND	121	121	78.8	59.5	65	49	10-143	28	42	
Bromoform	ug/kg	ND	121	121	67.7	48.4	56	40	10-145	33	44	
Bromomethane	ug/kg	ND	121	121	101	95.0	82	77	10-137	6	47	
Carbon disulfide	ug/kg	ND	121	121	100	80.3	81	65	10-142	22	44	
Carbon tetrachloride	ug/kg	ND	121	121	73.4	50.9	61	42	15-153	36	45	
Chlorobenzene	ug/kg	ND	121	121	59.2	38.1	49	31	10-145	43	46	
Chloroethane	ug/kg	ND	121	121	96.1	76.7	79	63	17-134	22	42	
Chloroform	ug/kg	ND	121	121	79.4	63.5	66	52	17-138	22	44	
Chloromethane	ug/kg	ND	121	121	93.0	86.7	77	71	10-128	7	39	
cis-1,2-Dichloroethene	ug/kg	ND	121	121	80.8	66.2	67	55	17-140	20	46	
cis-1,3-Dichloropropene	ug/kg	ND	121	121	72.5	56.5	60	47	10-142	25	43	
Dibromochloromethane	ug/kg	ND	121	121	72.6	54.4	60	45	10-149	29	42	
Ethylbenzene	ug/kg	ND	121	121	54.0	33.6	44	27	10-154	46	42	R1
Methylene chloride	ug/kg	ND	121	121	79.5	69.8	66	58	15-140	13	46	
Styrene	ug/kg	ND	121	121	55.6	34.1	46	28	10-142	48	44	R1
Tetrachloroethene	ug/kg	ND	121	121	55.1	36.7	46	30	10-150	40	48	
Toluene	ug/kg	ND	121	121	64.1	43.4	53	36	11-150	39	40	
trans-1,2-Dichloroethene	ug/kg	ND	121	121	78.6	65.7	65	54	20-140	18	42	
trans-1,3-Dichloropropene	ug/kg	ND	121	121	71.0	56.6	59	47	10-149	23	41	
Trichloroethene	ug/kg	ND	121	121	69.6	50.6	58	42	14-146	32	45	
Vinyl chloride	ug/kg	ND	121	121	91.3	82.1	76	68	19-131	11	37	
Xylene (Total)	ug/kg	ND	363	364	157	93.1	43	26	10-154	51	41	RS
1,2-Dichloroethane-d4 (S)	%						105	104	75-129			
4-Bromofluorobenzene (S)	%						101	99	76-123			
Toluene-d8 (S)	%						102	102	80-120			

Results presented on this page are in the units indicated by the "Units" column except where an alternate unit is presented to the right of the result.

REPORT OF LABORATORY ANALYSIS

This report shall not be reproduced, except in full,
without the written consent of Pace Analytical Services, Inc..

Pace Analytical Services, Inc.
9608 Loiret Blvd.
Lenexa, KS 66219
(913)599-5665

QUALITY CONTROL DATA

Project: FORT SMITH, AR
Pace Project No.: 60169766

QC Batch: PMST/9686 Analysis Method: ASTM D2974
QC Batch Method: ASTM D2974 Analysis Description: Dry Weight/Percent Moisture
Associated Lab Samples: 60169766001, 60169766002, 60169766003, 60169766004, 60169766005

METHOD BLANK: 1384694 Matrix: Solid
Associated Lab Samples: 60169766001, 60169766002, 60169766003, 60169766004, 60169766005

Parameter	Units	Blank Result	Reporting Limit	Analyzed	Qualifiers
Percent Moisture	%	ND	0.50	05/28/14 00:00	

SAMPLE DUPLICATE: 1384695

Parameter	Units	60169889001 Result	Dup Result	RPD	Max RPD	Qualifiers
Percent Moisture	%	35.8	36.2	1	20	

Results presented on this page are in the units indicated by the "Units" column except where an alternate unit is presented to the right of the result.

REPORT OF LABORATORY ANALYSIS

This report shall not be reproduced, except in full,
without the written consent of Pace Analytical Services, Inc..

Pace Analytical Services, Inc.
9608 Loiret Blvd.
Lenexa, KS 66219
(913)599-5665

QUALITY CONTROL DATA

Project: FORT SMITH, AR
Pace Project No.: 60169766

QC Batch: PMST/9688 Analysis Method: ASTM D2974
QC Batch Method: ASTM D2974 Analysis Description: Dry Weight/Percent Moisture
Associated Lab Samples: 60169766006, 60169766007, 60169766008, 60169766009, 60169766010, 60169766011, 60169766012

METHOD BLANK: 1384698 Matrix: Solid
Associated Lab Samples: 60169766006, 60169766007, 60169766008, 60169766009, 60169766010, 60169766011, 60169766012

Parameter	Units	Blank Result	Reporting Limit	Analyzed	Qualifiers
Percent Moisture	%	ND	0.50	05/28/14 00:00	

SAMPLE DUPLICATE: 1384699

Parameter	Units	60169737009 Result	Dup Result	RPD	Max RPD	Qualifiers
Percent Moisture	%	17.6	17.9	1	20	

Results presented on this page are in the units indicated by the "Units" column except where an alternate unit is presented to the right of the result.

REPORT OF LABORATORY ANALYSIS

This report shall not be reproduced, except in full,
without the written consent of Pace Analytical Services, Inc..

Pace Analytical Services, Inc.
9608 Loiret Blvd.
Lenexa, KS 66219
(913)599-5665

QUALIFIERS

Project: FORT SMITH, AR
Pace Project No.: 60169766

DEFINITIONS

DF - Dilution Factor, if reported, represents the factor applied to the reported data due to changes in sample preparation, dilution of the sample aliquot, or moisture content.

ND - Not Detected at or above adjusted reporting limit.

J - Estimated concentration above the adjusted method detection limit and below the adjusted reporting limit.

MDL - Adjusted Method Detection Limit.

PRL - Pace Reporting Limit.

RL - Reporting Limit.

S - Surrogate

1,2-Diphenylhydrazine (8270 listed analyte) decomposes to Azobenzene.

Consistent with EPA guidelines, unrounded data are displayed and have been used to calculate % recovery and RPD values.

LCS(D) - Laboratory Control Sample (Duplicate)

MS(D) - Matrix Spike (Duplicate)

DUP - Sample Duplicate

RPD - Relative Percent Difference

NC - Not Calculable.

SG - Silica Gel - Clean-Up

U - Indicates the compound was analyzed for, but not detected.

N-Nitrosodiphenylamine decomposes and cannot be separated from Diphenylamine using Method 8270. The result reported for each analyte is a combined concentration.

Pace Analytical is TNI accredited. Contact your Pace PM for the current list of accredited analytes.

TNI - The NELAC Institute.

ANALYTE QUALIFIERS

R1	RPD value was outside control limits.
RS	The RPD value in one of the constituent analytes was outside the control limits.

This report shall not be reproduced, except in full,
without the written consent of Pace Analytical Services, Inc..

Pace Analytical Services, Inc.
9608 Loiret Blvd.
Lenexa, KS 66219
(913)599-5665

QUALITY CONTROL DATA CROSS REFERENCE TABLE

Project: FORT SMITH, AR
Pace Project No.: 60169766

Lab ID	Sample ID	QC Batch Method	QC Batch	Analytical Method	Analytical Batch
60169766001	**MW-85 (4.5-5.0 FT)**	EPA 8260	MSV/61901		
60169766002	**MW-85 (9.0-9.5 FT)**	EPA 8260	MSV/61901		
60169766003	**MW-85 (14.0-14.5 FT)**	EPA 8260	MSV/61901		
60169766004	**MW-85 (16.0-16.5 FT)**	EPA 8260	MSV/61901		
60169766005	**MW-85 (24.5-25.0 FT)**	EPA 8260	MSV/61901		
60169766006	**MW-85 (28.5-29.0 FT)**	EPA 8260	MSV/61901		
60169766007	**MW-86 (3.5-4.0 FT)**	EPA 8260	MSV/61901		
60169766008	**MW-86 (8.5-9.0 FT)**	EPA 8260	MSV/61901		
60169766009	**MW-86 (14.0-14.5 FT)**	EPA 8260	MSV/61901		
60169766010	**MW-86 (15.5-16.0 FT)**	EPA 8260	MSV/61901		
60169766011	**MW-86 (21.0-21.5 FT)**	EPA 8260	MSV/61901		
60169766012	**MW-86 (26.0-26.5 FT)**	EPA 8260	MSV/61901		
60169766013	**TRIP BLANK 01**	EPA 8260	MSV/61901		
60169766001	**MW-85 (4.5-5.0 FT)**	ASTM D2974	PMST/9686		
60169766002	**MW-85 (9.0-9.5 FT)**	ASTM D2974	PMST/9686		
60169766003	**MW-85 (14.0-14.5 FT)**	ASTM D2974	PMST/9686		
60169766004	**MW-85 (16.0-16.5 FT)**	ASTM D2974	PMST/9686		
60169766005	**MW-85 (24.5-25.0 FT)**	ASTM D2974	PMST/9686		
60169766006	**MW-85 (28.5-29.0 FT)**	ASTM D2974	PMST/9688		
60169766007	**MW-86 (3.5-4.0 FT)**	ASTM D2974	PMST/9688		
60169766008	**MW-86 (8.5-9.0 FT)**	ASTM D2974	PMST/9688		
60169766009	**MW-86 (14.0-14.5 FT)**	ASTM D2974	PMST/9688		
60169766010	**MW-86 (15.5-16.0 FT)**	ASTM D2974	PMST/9688		
60169766011	**MW-86 (21.0-21.5 FT)**	ASTM D2974	PMST/9688		
60169766012	**MW-86 (26.0-26.5 FT)**	ASTM D2974	PMST/9688		

This report shall not be reproduced, except in full,
without the written consent of Pace Analytical Services, Inc..

Pace Analytical
www.pacelabs.com

Sample Condition Upon Receipt

WO#: 60169766

60169766

Client Name: Enviro

Courier: Fed Ex ☐ UPS ☐ USPS ☐ Client ☐ Commercial ☐ Pace ☐ Other ☑ T-Roads

Tracking #: _____ Pace Shipping Label Used? Yes ☐ No ☑

Custody Seal on Cooler/Box Present: Yes ☑ No ☐ Seals intact: Yes ☑ No ☐

Packing Material: Bubble Wrap ☐ Bubble Bags ☐ Foam ☑ None ☐ Other ☐

Thermometer Used: T-239 / T-194 Type of Ice: Wet Blue None ☐ Samples received on ice, cooling process has begun.
(circle one)

Cooler Temperature: 3.6

Temperature should be above freezing to 6°C

Optional
Proj Due Date:
Proj Name:

Date and initials of person examining contents: 5/22/14 SD

Chain of Custody present:	☑Yes ☐No ☐N/A	1.
Chain of Custody filled out:	☑Yes ☐No ☐N/A	2.
Chain of Custody relinquished:	☑Yes ☐No ☐N/A	3.
Sampler name & signature on COC:	☑Yes ☐No ☐N/A	4.
Samples arrived within holding time:	☑Yes ☐No ☐N/A	5.
Short Hold Time analyses (<72hr):	☑Yes ☐No ☐N/A	6. kits
Rush Turn Around Time requested:	☐Yes ☑No ☐N/A	7.
Sufficient volume:	☑Yes ☐No ☐N/A	8.
Correct containers used:	☑Yes ☐No ☐N/A	
Pace containers used:	☑Yes ☐No ☐N/A	9.
Containers intact:	☑Yes ☐No ☐N/A	10.
Unpreserved 5035A soils frozen w/in 48hrs?	☑Yes ☐No ☐N/A	11.
Filtered volume received for dissolved tests?	☐Yes ☐No ☑N/A	12.
Sample labels match COC:	☑Yes ☐No ☐N/A	
Includes date/time/ID/analyses Matrix: SC		13.
All containers needing preservation have been checked.	☐Yes ☐No ☑N/A	
All containers needing preservation are found to be in compliance with EPA recommendation.	☐Yes ☐No ☑N/A	14.
Exceptions: VOA, coliform, TOC, O&G, WI-DRO (water), Phenolics	☐Yes ☑No	Initial when completed / Lot # of added preservative
Trip Blank present:	☑Yes ☐No ☑N/A 5/22	
Pace Trip Blank lot # (if purchased): 070113-3		15.
Headspace in VOA vials (>6mm):	☐Yes ☐No ☑N/A	16.
Project sampled in USDA Regulated Area:	☐Yes ☑No ☐N/A	17. List State: AR

Client Notification/ Resolution: Copy COC to Client? Y / N Field Data Required? Y / N

Person Contacted: _____ Date/Time: _____

Comments/ Resolution: _____

Project Manager Review: MW Date: 5/22/14

Pace Analytical
www.pacelabs.com

The Chain-of-Custody is a LEGAL DOCUMENT. All relevant fields must be completed accurately.

Page: 1 of 2

Section A Required Client Information:

Company:	Environ
Address:	7500 College Blvd., Ste. 925
	Overland Park, KS 66210
Email To:	wstonestreet@environcorp.com
Phone: 913-553-5926	Fax:
Requested Due Date/TAT:	Standard TAT

Section B Required Project Information:

Report To:	Wendy Stonestreet
Copy To:	Tamara Gleason
	tgleason@environcorp.com
Purchase Order No.:	
Project Name:	Fort Smith, AR
Project Number:	34332535A

Section C Invoice Information:

Attention:	Tamara Gleason
Company Name:	ENVIRON
Address:	
Pace Quote Reference:	
Pace Project Manager:	MJ Walls
Pace Profile #:	7444, line 1

REGULATORY AGENCY

☐ NPDES ☐ GROUND WATER ☐ DRINKING WATER
☐ UST ☐ RCRA ☐ OTHER

Site Location STATE: AR

Section D Required Client Information

SAMPLE ID
(A-Z, 0-9 / ,-)
Sample IDs MUST BE UNIQUE

Valid Matrix Codes

MATRIX	CODE
DRINKING WATER	DW
WATER	WT
WASTE WATER	WW
PRODUCT	P
SOIL/SOLID	SL
OIL	OL
WIPE	WP
AIR	AR
OTHER	OT
TISSUE	TS

Requested Analysis Filtered (Y/N)

ITEM #	SAMPLE ID	MATRIX CODE (see valid codes to left)	SAMPLE TYPE (G=GRAB C=COMP)	COLLECTED COMPOSITE START DATE	COLLECTED COMPOSITE START TIME	COLLECTED COMPOSITE END/GRAB DATE	COLLECTED COMPOSITE END/GRAB TIME	SAMPLE TEMP AT COLLECTION	# OF CONTAINERS	Preservatives: Unpreserved	H_2SO_4	HNO_3	HCl	NaOH	$Na_2S_2O_3$	Methanol	Other $NaHSO_4$	Analysis Test Y/N	8260 client specific list	Residual Chlorine (Y/N)	Pace Project No./ Lab I.D.
1	MW-85 (4.5-5.0 FT)	SL	G			5/21/14	0800		5	X						X	X	X	2 VOA, 1 AG4m, 1 AG4B	N	92169764
2	MW-85 (9.0-9.5 FT)	"	"			"	0810		"	"						"	"	"	"		
3	MW-85 (14.0-14.5 FT)	"	"			"	0825		"	"						"	"	"	"		
4	MW-85 (16.0-16.5 FT)	"	"			"	0840		"	"						"	"	"	"		
5	MW-85 (24.5-25.0 FT)	"	"			"	0855		"	"						"	"	"	"		
6	MW-85 (28.5-29.0 FT)	"	"			"	0915		"	"						"	"	"	"		
7	MW-86 (3.5-4.0 FT)	"	"			"	1355		"	"						"	"	"	"		
8	MW-86 (8.5-9.0 FT)	"	"			"	1405		"	"						"	"	"	"		
9	MW-86 (14.0-14.5 FT)	"	"			"	1420		"	"						"	"	"	"		
10	MW-86 (15.5-16.0 FT)	"	"			"	1435		"	"						"	"	"	"		
11	MW-86 (21.0-21.5 FT)	"	"			"	1459		"	"						"	"	"	"		
12	MW-86 (26.0-26.5 FT)	"	"			"	1510		"	"						"	"	"	"		

ADDITIONAL COMMENTS	RELINQUISHED BY / AFFILIATION	DATE	TIME	ACCEPTED BY / AFFILIATION	DATE	TIME	SAMPLE CONDITIONS			
	Nick Zurweller / ENVIRON	5/21/14	1800	E Brackett / Pace	5/22	0137	4.5/2.6	Y	Y	Y

SAMPLER NAME AND SIGNATURE

PRINT Name of SAMPLER: Nick Zurweller

SIGNATURE of SAMPLER: Nick Zurweller DATE Signed (MM/DD/YY): 5/21/14

Temp in °C | Received on Ice (Y/N) | Custody Sealed Cooler (Y/N) | Samples Intact (Y/N)

*Important Note: By signing this form you are accepting Pace's NET 30 day payment terms and agreeing to late charges of 1.5% per month for any invoices not paid within 30 days.

Pace Analytical
www.pacelabs.com

The Chain-of-Custody is a LEGAL DOCUMENT. All relevant fields must be completed accurately.

Page: 2 of 2

Section A Required Client Information:		Section B Required Project Information:		Section C Invoice Information:	
Company:	Environ	Report To:	Wendy Stonestreet	Attention:	Tamara Gleason
Address:	7500 College Blvd., Ste. 925	Copy To:	Tamara Gleason	Company Name:	ENVIRON
	Overland Park, KS 66210		tgleason@environcorp.com	Address:	
Email To:	wstonestreet@environcorp.com	Purchase Order No.:		Pace Quote Reference:	
Phone:	913-553-5926 Fax:	Project Name:	Fort Smith, AR	Pace Project Manager:	MJ Walls
Requested Due Date/TAT:	Standard TAT	Project Number:	34332535A	Pace Profile #:	7444, line 1

REGULATORY AGENCY

☐ NPDES ☐ GROUND WATER ☐ DRINKING WATER
☐ UST ☐ RCRA ☐ OTHER _____

Site Location STATE: AR

Section D Required Client Information

Valid Matrix Codes

MATRIX	CODE
DRINKING WATER	DW
WATER	WT
WASTE WATER	WW
PRODUCT	P
SOIL/SOLID	SL
OIL	OL
WIPE	WP
AIR	AR
OTHER	OT
TISSUE	TS

SAMPLE ID (A-Z, 0-9 / ,-) Sample IDs MUST BE UNIQUE

Requested Analysis Filtered (Y/N)

ITEM #	SAMPLE ID	MATRIX CODE (see valid codes to left)	SAMPLE TYPE (G=GRAB C=COMP)	COLLECTED COMPOSITE START DATE	COLLECTED COMPOSITE START TIME	COLLECTED COMPOSITE END/GRAB DATE	COLLECTED COMPOSITE END/GRAB TIME	SAMPLE TEMP AT COLLECTION	# OF CONTAINERS	Preservatives: Unpreserved	H_2SO_4	HNO_3	HCl	NaOH	$Na_2S_2O_3$	Methanol	Other	Analysis Test (Y/N)	8260 client specific list	Residual Chlorine (Y/N)	Pace Project No./ Lab I.D.
1	Trip Blank 01	WT				5/21/14			2	X									X		2V694 (TB) 013
2																					
3																					
4																					
5																					
6																					
7																					
8																					
9																					
10																					
11																					
12																					

Cooler 9744

ADDITIONAL COMMENTS	RELINQUISHED BY / AFFILIATION	DATE	TIME	ACCEPTED BY / AFFILIATION	DATE	TIME	SAMPLE CONDITIONS: Temp in °C	Received on Ice (Y/N)	Custody Sealed Cooler (Y/N)	Samples Intact (Y/N)
	[signature] / ENVIRON	5/21/14	1800	E Brockett / Pace	5/22	0137	3.6	Y	Y	Y

SAMPLER NAME AND SIGNATURE

PRINT Name of SAMPLER: Nick Zurweller

SIGNATURE of SAMPLER: [signature] DATE Signed (MM/DD/YY): 5/21/14

*Important Note: By signing this form you are accepting Pace's NET 30 day payment terms and agreeing to late charges of 1.5% per month for any invoices not paid within 30 days.

F-ALL-Q-020rev.07, 15-Feb-2007

Pace Analytical Services, Inc.
9608 Loiret Blvd.
Lenexa, KS 66219
(913)599-5665

July 17, 2014

Wendy Stonestreet
Environ International Corporation
7500 College Blvd Ste 925
Overland Park, KS 66210

RE: Project: FORT SMITH, AR
Pace Project No.: 60172280

Dear Wendy Stonestreet:
Enclosed are the analytical results for sample(s) received by the laboratory on June 25, 2014. The results relate only to the samples included in this report. Results reported herein conform to the most current TNI standards and the laboratory's Quality Assurance Manual, where applicable, unless otherwise noted in the body of the report.

Amended report revised to correct for reporting TCE sample 60172280010.

Amended report, REV-2 on 7/16/14, to add additional sample testing per the clients requet.

Amended report, REV-3 on 7/17/14, to add additional sample testing per the clients requets.

If you have any questions concerning this report, please feel free to contact me.

Sincerely,



Mary Jane Walls
maryjane.walls@pacelabs.com
PM Lab Management

Enclosures

cc: EDD, Environ_AR
Tamara Gleason, ENVIRON International Corporation

This report shall not be reproduced, except in full,
without the written consent of Pace Analytical Services, Inc..

Pace Analytical Services, Inc.
9608 Loiret Blvd.
Lenexa, KS 66219
(913)599-5665

CERTIFICATIONS

Project: FORT SMITH, AR
Pace Project No.: 60172280

Kansas Certification IDs
9608 Loiret Boulevard, Lenexa, KS 66219
WY STR Certification #: 2456.01
Arkansas Certification #: 13-012-0
Illinois Certification #: 003097
Iowa Certification #: 118
Kansas/NELAP Certification #: E-10116
Louisiana Certification #: 03055
Nevada Certification #: KS000212008A
Oklahoma Certification #: 9205/9935
Texas Certification #: T104704407
Utah Certification #: KS00021

This report shall not be reproduced, except in full,
without the written consent of Pace Analytical Services, Inc..

Pace Analytical Services, Inc.
9608 Loiret Blvd.
Lenexa, KS 66219
(913)599-5665

SAMPLE SUMMARY

Project: FORT SMITH, AR
Pace Project No.: 60172280

Lab ID	Sample ID	Matrix	Date Collected	Date Received
60172280001	MW-87 (4.5 FT) - 062014	Solid	06/24/14 07:40	06/25/14 08:15
60172280002	MW-87 (15.0 FT) - 062014	Solid	06/24/14 07:55	06/25/14 08:15
60172280003	MW-91 (12.5 FT) - 062014	Solid	06/24/14 09:56	06/25/14 08:15
60172280004	DP-23 (4.5 FT) - 062014	Solid	06/24/14 13:20	06/25/14 08:15
60172280005	DP-23 (10.0 FT) - 062014	Solid	06/24/14 13:35	06/25/14 08:15
60172280006	DP-23 (15.0 FT) - 062014	Solid	06/24/14 13:40	06/25/14 08:15
60172280007	DP-23 (17.5 FT) - 062014	Solid	06/24/14 13:55	06/25/14 08:15
60172280008	DP-23 (20.5 FT) - 062014	Solid	06/24/14 14:10	06/25/14 08:15
60172280009	DP-28 (4.5 FT) - 062014	Solid	06/24/14 14:50	06/25/14 08:15
60172280010	DP-28 (7.5 FT) - 062014	Solid	06/24/14 15:00	06/25/14 08:15
60172280011	DP-28 (12.0 FT) - 062014	Solid	06/24/14 15:10	06/25/14 08:15
60172280012	DP-28 (17.0 FT) - 062014	Solid	06/24/14 15:20	06/25/14 08:15
60172280013	DP-28 (20.5 FT) - 062015	Solid	06/24/14 15:40	06/25/14 08:15
60172280014	DP-28 (26.5 FT) - 062014	Solid	06/24/14 15:50	06/25/14 08:15
60172280015	TRIP BLANK 02 - 062014	Solid	06/24/14 07:40	06/25/14 08:15

This report shall not be reproduced, except in full,
without the written consent of Pace Analytical Services, Inc..

Pace Analytical Services, Inc.
9608 Loiret Blvd.
Lenexa, KS 66219
(913)599-5665

SAMPLE ANALYTE COUNT

Project: FORT SMITH, AR
Pace Project No.: 60172280

Lab ID	Sample ID	Method	Analysts	Analytes Reported
60172280001	**MW-87 (4.5 FT) - 062014**	EPA 8260	JKL	37
		ASTM D2974	DWC	1
60172280002	**MW-87 (15.0 FT) - 062014**	EPA 8260	JKL	37
		ASTM D2974	DWC	1
60172280003	**MW-91 (12.5 FT) - 062014**	EPA 8260	JKL	37
		ASTM D2974	DWC	1
60172280004	**DP-23 (4.5 FT) - 062014**	EPA 8260	JKL	37
60172280005	**DP-23 (10.0 FT) - 062014**	EPA 8260	JKL	37
		ASTM D2974	DWC	1
60172280006	**DP-23 (15.0 FT) - 062014**	EPA 8260	JKL	37
60172280008	**DP-23 (20.5 FT) - 062014**	EPA 8260	JKL	37
		ASTM D2974	DWC	1
60172280009	**DP-28 (4.5 FT) - 062014**	EPA 8260	JKL	37
		ASTM D2974	DWC	1
60172280010	**DP-28 (7.5 FT) - 062014**	EPA 8260	JKL	37
		ASTM D2974	DWC	1
60172280011	**DP-28 (12.0 FT) - 062014**	EPA 8260	JKL	37
		ASTM D2974	DWC	1
60172280012	**DP-28 (17.0 FT) - 062014**	EPA 8260	JKL	37
		ASTM D2974	DWC	1
60172280013	**DP-28 (20.5 FT) - 062015**	EPA 8260	JKL	37
		ASTM D2974	DWC	1

This report shall not be reproduced, except in full,
without the written consent of Pace Analytical Services, Inc..

Pace Analytical Services, Inc.
9608 Loiret Blvd.
Lenexa, KS 66219
(913)599-5665

PROJECT NARRATIVE

Project: FORT SMITH, AR
Pace Project No.: 60172280

Method: **EPA 8260**
Description: 8260 MSV 5035A VOA
Client: Environ_AR
Date: July 17, 2014

General Information:
12 samples were analyzed for EPA 8260. All samples were received in acceptable condition with any exceptions noted below.

Hold Time:
The samples were analyzed within the method required hold times with any exceptions noted below.

H1: Analysis conducted outside the EPA method holding time.
- MW-87 (15.0 FT) - 062014 (Lab ID: 60172280002)
- MW-87 (4.5 FT) - 062014 (Lab ID: 60172280001)
- MW-91 (12.5 FT) - 062014 (Lab ID: 60172280003)

Initial Calibrations (including MS Tune as applicable):
All criteria were within method requirements with any exceptions noted below.

Continuing Calibration:
All criteria were within method requirements with any exceptions noted below.

Internal Standards:
All internal standards were within QC limits with any exceptions noted below.

Surrogates:
All surrogates were within QC limits with any exceptions noted below.

Method Blank:
All analytes were below the report limit in the method blank, where applicable, with any exceptions noted below.

Laboratory Control Spike:
All laboratory control spike compounds were within QC limits with any exceptions noted below.

Matrix Spikes:
All percent recoveries and relative percent differences (RPDs) were within acceptance criteria with any exceptions noted below.

QC Batch: MSV/62575

A matrix spike/matrix spike duplicate was not performed due to insufficient sample volume.

QC Batch: MSV/62603

A matrix spike/matrix spike duplicate was not performed due to insufficient sample volume.

QC Batch: MSV/62998

A matrix spike/matrix spike duplicate was not performed due to insufficient sample volume.

Additional Comments:

Sample Comments:

Analyzed outside of holding time per the clients request.
- MW-87 (4.5 FT) - 062014 (Lab ID: 60172280001)

This report shall not be reproduced, except in full,
without the written consent of Pace Analytical Services, Inc..

Pace Analytical Services, Inc.
9608 Loiret Blvd.
Lenexa, KS 66219
(913)599-5665

PROJECT NARRATIVE

Project: FORT SMITH, AR
Pace Project No.: 60172280

Method: **EPA 8260**
Description: 8260 MSV 5035A VOA
Client: Environ_AR
Date: July 17, 2014

Sample Comments:

Analyzed outside of holding time per the clients request.
- MW-87 (15.0 FT) - 062014 (Lab ID: 60172280002)

Analysis performed outside of holding time per the clients request.
- DP-23 (4.5 FT) - 062014 (Lab ID: 60172280004)
- DP-23 (15.0 FT) - 062014 (Lab ID: 60172280006)
- DP-28 (4.5 FT) - 062014 (Lab ID: 60172280009)
- DP-28 (12.0 FT) - 062014 (Lab ID: 60172280011)
- DP-28 (17.0 FT) - 062014 (Lab ID: 60172280012)

Analyte Comments:

QC Batch: MSV/62575

E: Analyte concentration exceeded the calibration range. The reported result is estimated.
- DP-23 (10.0 FT) - 062014 (Lab ID: 60172280005)
  - Vinyl chloride
- DP-28 (7.5 FT) - 062014 (Lab ID: 60172280010)
  - Vinyl chloride

This data package has been reviewed for quality and completeness and is approved for release.

This report shall not be reproduced, except in full,
without the written consent of Pace Analytical Services, Inc..

Pace Analytical Services, Inc.
9608 Loiret Blvd.
Lenexa, KS 66219
(913)599-5665

ANALYTICAL RESULTS

Project: FORT SMITH, AR
Pace Project No.: 60172280

Sample: MW-87 (4.5 FT) - 062014 **Lab ID: 60172280001** Collected: 06/24/14 07:40 Received: 06/25/14 08:15 Matrix: Solid

Results reported on a "dry-weight" basis
Comments: • Analyzed outside of holding time per the clients request.

Parameters	Results	Units	Report Limit	MDL	DF	Prepared	Analyzed	CAS No.	Qual
8260 MSV 5035A VOA	Analytical Method: EPA 8260								
Acetone	**25.9**	ug/kg	17.7	8.8	1		07/15/14 18:19	67-64-1	H1
Benzene	ND	ug/kg	4.4	2.2	1		07/15/14 18:19	71-43-2	H1
Bromodichloromethane	ND	ug/kg	4.4	2.2	1		07/15/14 18:19	75-27-4	H1
Bromoform	ND	ug/kg	4.4	2.2	1		07/15/14 18:19	75-25-2	H1
Bromomethane	ND	ug/kg	4.4	2.2	1		07/15/14 18:19	74-83-9	H1
2-Butanone (MEK)	ND	ug/kg	8.8	4.4	1		07/15/14 18:19	78-93-3	H1
Carbon disulfide	ND	ug/kg	4.4	2.2	1		07/15/14 18:19	75-15-0	H1
Carbon tetrachloride	ND	ug/kg	4.4	2.2	1		07/15/14 18:19	56-23-5	H1
Chlorobenzene	ND	ug/kg	4.4	2.2	1		07/15/14 18:19	108-90-7	H1
Chloroethane	ND	ug/kg	4.4	2.2	1		07/15/14 18:19	75-00-3	H1
Chloroform	ND	ug/kg	4.4	2.2	1		07/15/14 18:19	67-66-3	H1
Chloromethane	ND	ug/kg	4.4	2.2	1		07/15/14 18:19	74-87-3	H1
Dibromochloromethane	ND	ug/kg	4.4	2.2	1		07/15/14 18:19	124-48-1	H1
1,1-Dichloroethane	ND	ug/kg	4.4	2.2	1		07/15/14 18:19	75-34-3	H1
1,2-Dichloroethane	ND	ug/kg	4.4	2.2	1		07/15/14 18:19	107-06-2	H1
1,1-Dichloroethene	ND	ug/kg	4.4	2.2	1		07/15/14 18:19	75-35-4	H1
cis-1,2-Dichloroethene	ND	ug/kg	4.4	2.2	1		07/15/14 18:19	156-59-2	H1
trans-1,2-Dichloroethene	ND	ug/kg	4.4	2.2	1		07/15/14 18:19	156-60-5	H1
1,2-Dichloropropane	ND	ug/kg	4.4	2.2	1		07/15/14 18:19	78-87-5	H1
cis-1,3-Dichloropropene	ND	ug/kg	4.4	2.2	1		07/15/14 18:19	10061-01-5	H1
trans-1,3-Dichloropropene	ND	ug/kg	4.4	2.2	1		07/15/14 18:19	10061-02-6	H1
Ethylbenzene	ND	ug/kg	4.4	2.2	1		07/15/14 18:19	100-41-4	H1
2-Hexanone	ND	ug/kg	17.7	8.8	1		07/15/14 18:19	591-78-6	H1
Methylene chloride	ND	ug/kg	4.4	2.2	1		07/15/14 18:19	75-09-2	H1
4-Methyl-2-pentanone (MIBK)	ND	ug/kg	8.8	4.4	1		07/15/14 18:19	108-10-1	H1
Styrene	ND	ug/kg	4.4	2.2	1		07/15/14 18:19	100-42-5	H1
1,1,2,2-Tetrachloroethane	ND	ug/kg	4.4	2.2	1		07/15/14 18:19	79-34-5	H1
Tetrachloroethene	ND	ug/kg	4.4	2.2	1		07/15/14 18:19	127-18-4	H1
Toluene	ND	ug/kg	4.4	2.2	1		07/15/14 18:19	108-88-3	H1
1,1,1-Trichloroethane	ND	ug/kg	4.4	2.2	1		07/15/14 18:19	71-55-6	H1
1,1,2-Trichloroethane	ND	ug/kg	4.4	2.2	1		07/15/14 18:19	79-00-5	H1
Trichloroethene	ND	ug/kg	4.4	2.2	1		07/15/14 18:19	79-01-6	H1
Vinyl chloride	ND	ug/kg	4.4	2.2	1		07/15/14 18:19	75-01-4	H1
Xylene (Total)	ND	ug/kg	4.4	2.2	1		07/15/14 18:19	1330-20-7	
Surrogates									
Toluene-d8 (S)	103	%	80-120		1		07/15/14 18:19	2037-26-5	
4-Bromofluorobenzene (S)	104	%	76-123		1		07/15/14 18:19	460-00-4	
1,2-Dichloroethane-d4 (S)	114	%	75-129		1		07/15/14 18:19	17060-07-0	
Percent Moisture	Analytical Method: ASTM D2974								
Percent Moisture	**11.7**	%	0.50	0.50	1		07/16/14 00:00		

REPORT OF LABORATORY ANALYSIS

This report shall not be reproduced, except in full,
without the written consent of Pace Analytical Services, Inc..

Pace Analytical Services, Inc.
9608 Loiret Blvd.
Lenexa, KS 66219
(913)599-5665

ANALYTICAL RESULTS

Project: FORT SMITH, AR
Pace Project No.: 60172280

Sample: MW-87 (15.0 FT) - 062014 **Lab ID: 60172280002** Collected: 06/24/14 07:55 Received: 06/25/14 08:15 Matrix: Solid

Results reported on a "dry-weight" basis
Comments: • Analyzed outside of holding time per the clients request.

Parameters	Results	Units	Report Limit	MDL	DF	Prepared	Analyzed	CAS No.	Qual
8260 MSV 5035A VOA	Analytical Method: EPA 8260								
Acetone	ND	ug/kg	16.9	8.4	1		07/15/14 18:34	67-64-1	H1
Benzene	ND	ug/kg	4.2	2.1	1		07/15/14 18:34	71-43-2	H1
Bromodichloromethane	ND	ug/kg	4.2	2.1	1		07/15/14 18:34	75-27-4	H1
Bromoform	ND	ug/kg	4.2	2.1	1		07/15/14 18:34	75-25-2	H1
Bromomethane	ND	ug/kg	4.2	2.1	1		07/15/14 18:34	74-83-9	H1
2-Butanone (MEK)	ND	ug/kg	8.4	4.2	1		07/15/14 18:34	78-93-3	H1
Carbon disulfide	ND	ug/kg	4.2	2.1	1		07/15/14 18:34	75-15-0	H1
Carbon tetrachloride	ND	ug/kg	4.2	2.1	1		07/15/14 18:34	56-23-5	H1
Chlorobenzene	ND	ug/kg	4.2	2.1	1		07/15/14 18:34	108-90-7	H1
Chloroethane	ND	ug/kg	4.2	2.1	1		07/15/14 18:34	75-00-3	H1
Chloroform	ND	ug/kg	4.2	2.1	1		07/15/14 18:34	67-66-3	H1
Chloromethane	ND	ug/kg	4.2	2.1	1		07/15/14 18:34	74-87-3	H1
Dibromochloromethane	ND	ug/kg	4.2	2.1	1		07/15/14 18:34	124-48-1	H1
1,1-Dichloroethane	ND	ug/kg	4.2	2.1	1		07/15/14 18:34	75-34-3	H1
1,2-Dichloroethane	ND	ug/kg	4.2	2.1	1		07/15/14 18:34	107-06-2	H1
1,1-Dichloroethene	ND	ug/kg	4.2	2.1	1		07/15/14 18:34	75-35-4	H1
cis-1,2-Dichloroethene	ND	ug/kg	4.2	2.1	1		07/15/14 18:34	156-59-2	H1
trans-1,2-Dichloroethene	ND	ug/kg	4.2	2.1	1		07/15/14 18:34	156-60-5	H1
1,2-Dichloropropane	ND	ug/kg	4.2	2.1	1		07/15/14 18:34	78-87-5	H1
cis-1,3-Dichloropropene	ND	ug/kg	4.2	2.1	1		07/15/14 18:34	10061-01-5	H1
trans-1,3-Dichloropropene	ND	ug/kg	4.2	2.1	1		07/15/14 18:34	10061-02-6	H1
Ethylbenzene	ND	ug/kg	4.2	2.1	1		07/15/14 18:34	100-41-4	H1
2-Hexanone	ND	ug/kg	16.9	8.4	1		07/15/14 18:34	591-78-6	H1
Methylene chloride	ND	ug/kg	4.2	2.1	1		07/15/14 18:34	75-09-2	H1
4-Methyl-2-pentanone (MIBK)	ND	ug/kg	8.4	4.2	1		07/15/14 18:34	108-10-1	H1
Styrene	ND	ug/kg	4.2	2.1	1		07/15/14 18:34	100-42-5	H1
1,1,2,2-Tetrachloroethane	ND	ug/kg	4.2	2.1	1		07/15/14 18:34	79-34-5	H1
Tetrachloroethene	ND	ug/kg	4.2	2.1	1		07/15/14 18:34	127-18-4	H1
Toluene	ND	ug/kg	4.2	2.1	1		07/15/14 18:34	108-88-3	H1
1,1,1-Trichloroethane	ND	ug/kg	4.2	2.1	1		07/15/14 18:34	71-55-6	H1
1,1,2-Trichloroethane	ND	ug/kg	4.2	2.1	1		07/15/14 18:34	79-00-5	H1
Trichloroethene	ND	ug/kg	4.2	2.1	1		07/15/14 18:34	79-01-6	H1
Vinyl chloride	ND	ug/kg	4.2	2.1	1		07/15/14 18:34	75-01-4	H1
Xylene (Total)	ND	ug/kg	4.2	2.1	1		07/15/14 18:34	1330-20-7	
Surrogates									
Toluene-d8 (S)	100	%	80-120		1		07/15/14 18:34	2037-26-5	
4-Bromofluorobenzene (S)	104	%	76-123		1		07/15/14 18:34	460-00-4	
1,2-Dichloroethane-d4 (S)	118	%	75-129		1		07/15/14 18:34	17060-07-0	
Percent Moisture	Analytical Method: ASTM D2974								
Percent Moisture	**14.3**	%	0.50	0.50	1		07/16/14 00:00		

REPORT OF LABORATORY ANALYSIS

This report shall not be reproduced, except in full,
without the written consent of Pace Analytical Services, Inc..

Pace Analytical Services, Inc.
9608 Loiret Blvd.
Lenexa, KS 66219
(913)599-5665

ANALYTICAL RESULTS

Project: FORT SMITH, AR
Pace Project No.: 60172280

Sample: MW-91 (12.5 FT) - 062014 **Lab ID: 60172280003** Collected: 06/24/14 09:56 Received: 06/25/14 08:15 Matrix: Solid

Results reported on a "dry-weight" basis

Parameters	Results	Units	Report Limit	MDL	DF	Prepared	Analyzed	CAS No.	Qual
8260 MSV 5035A VOA	Analytical Method: EPA 8260								
Acetone	**18.8**	ug/kg	18.6	9.3	1		07/15/14 18:49	67-64-1	H1
Benzene	ND	ug/kg	4.7	2.3	1		07/15/14 18:49	71-43-2	H1
Bromodichloromethane	ND	ug/kg	4.7	2.3	1		07/15/14 18:49	75-27-4	H1
Bromoform	ND	ug/kg	4.7	2.3	1		07/15/14 18:49	75-25-2	H1
Bromomethane	ND	ug/kg	4.7	2.3	1		07/15/14 18:49	74-83-9	H1
2-Butanone (MEK)	ND	ug/kg	9.3	4.7	1		07/15/14 18:49	78-93-3	H1
Carbon disulfide	ND	ug/kg	4.7	2.3	1		07/15/14 18:49	75-15-0	H1
Carbon tetrachloride	ND	ug/kg	4.7	2.3	1		07/15/14 18:49	56-23-5	H1
Chlorobenzene	ND	ug/kg	4.7	2.3	1		07/15/14 18:49	108-90-7	H1
Chloroethane	ND	ug/kg	4.7	2.3	1		07/15/14 18:49	75-00-3	H1
Chloroform	ND	ug/kg	4.7	2.3	1		07/15/14 18:49	67-66-3	H1
Chloromethane	ND	ug/kg	4.7	2.3	1		07/15/14 18:49	74-87-3	H1
Dibromochloromethane	ND	ug/kg	4.7	2.3	1		07/15/14 18:49	124-48-1	H1
1,1-Dichloroethane	ND	ug/kg	4.7	2.3	1		07/15/14 18:49	75-34-3	H1
1,2-Dichloroethane	ND	ug/kg	4.7	2.3	1		07/15/14 18:49	107-06-2	H1
1,1-Dichloroethene	ND	ug/kg	4.7	2.3	1		07/15/14 18:49	75-35-4	H1
cis-1,2-Dichloroethene	ND	ug/kg	4.7	2.3	1		07/15/14 18:49	156-59-2	H1
trans-1,2-Dichloroethene	ND	ug/kg	4.7	2.3	1		07/15/14 18:49	156-60-5	H1
1,2-Dichloropropane	ND	ug/kg	4.7	2.3	1		07/15/14 18:49	78-87-5	H1
cis-1,3-Dichloropropene	ND	ug/kg	4.7	2.3	1		07/15/14 18:49	10061-01-5	H1
trans-1,3-Dichloropropene	ND	ug/kg	4.7	2.3	1		07/15/14 18:49	10061-02-6	H1
Ethylbenzene	ND	ug/kg	4.7	2.3	1		07/15/14 18:49	100-41-4	H1
2-Hexanone	ND	ug/kg	18.6	9.3	1		07/15/14 18:49	591-78-6	H1
Methylene chloride	ND	ug/kg	4.7	2.3	1		07/15/14 18:49	75-09-2	H1
4-Methyl-2-pentanone (MIBK)	ND	ug/kg	9.3	4.7	1		07/15/14 18:49	108-10-1	H1
Styrene	ND	ug/kg	4.7	2.3	1		07/15/14 18:49	100-42-5	H1
1,1,2,2-Tetrachloroethane	ND	ug/kg	4.7	2.3	1		07/15/14 18:49	79-34-5	H1
Tetrachloroethene	ND	ug/kg	4.7	2.3	1		07/15/14 18:49	127-18-4	H1
Toluene	ND	ug/kg	4.7	2.3	1		07/15/14 18:49	108-88-3	H1
1,1,1-Trichloroethane	ND	ug/kg	4.7	2.3	1		07/15/14 18:49	71-55-6	H1
1,1,2-Trichloroethane	ND	ug/kg	4.7	2.3	1		07/15/14 18:49	79-00-5	H1
Trichloroethene	ND	ug/kg	4.7	2.3	1		07/15/14 18:49	79-01-6	H1
Vinyl chloride	ND	ug/kg	4.7	2.3	1		07/15/14 18:49	75-01-4	H1
Xylene (Total)	ND	ug/kg	4.7	2.3	1		07/15/14 18:49	1330-20-7	
Surrogates									
Toluene-d8 (S)	101	%	80-120		1		07/15/14 18:49	2037-26-5	
4-Bromofluorobenzene (S)	99	%	76-123		1		07/15/14 18:49	460-00-4	
1,2-Dichloroethane-d4 (S)	115	%	75-129		1		07/15/14 18:49	17060-07-0	
Percent Moisture	Analytical Method: ASTM D2974								
Percent Moisture	**13.5**	%	0.50	0.50	1		07/16/14 00:00		

REPORT OF LABORATORY ANALYSIS

This report shall not be reproduced, except in full,
without the written consent of Pace Analytical Services, Inc..

Pace Analytical Services, Inc.
9608 Loiret Blvd.
Lenexa, KS 66219
(913)599-5665

ANALYTICAL RESULTS

Project: FORT SMITH, AR
Pace Project No.: 60172280

Sample: DP-23 (4.5 FT) - 062014 **Lab ID: 60172280004** Collected: 06/24/14 13:20 Received: 06/25/14 08:15 Matrix: Solid

Results reported on a "dry-weight" basis
Comments: • Analysis performed outside of holding time per the clients request.

Parameters	Results	Units	Report Limit	MDL	DF	Prepared	Analyzed	CAS No.	Qual
8260 MSV 5035A VOA	Analytical Method: EPA 8260								
Acetone	**51.8**	ug/kg	19.0	9.5	1		06/25/14 18:04	67-64-1	
Benzene	ND	ug/kg	4.8	2.4	1		06/25/14 18:04	71-43-2	
Bromodichloromethane	ND	ug/kg	4.8	2.4	1		06/25/14 18:04	75-27-4	
Bromoform	ND	ug/kg	4.8	2.4	1		06/25/14 18:04	75-25-2	
Bromomethane	ND	ug/kg	4.8	2.4	1		06/25/14 18:04	74-83-9	
2-Butanone (MEK)	**11.4**	ug/kg	9.5	4.8	1		06/25/14 18:04	78-93-3	
Carbon disulfide	ND	ug/kg	4.8	2.4	1		06/25/14 18:04	75-15-0	
Carbon tetrachloride	ND	ug/kg	4.8	2.4	1		06/25/14 18:04	56-23-5	
Chlorobenzene	ND	ug/kg	4.8	2.4	1		06/25/14 18:04	108-90-7	
Chloroethane	ND	ug/kg	4.8	2.4	1		06/25/14 18:04	75-00-3	
Chloroform	**7.8**	ug/kg	4.8	2.4	1		06/25/14 18:04	67-66-3	
Chloromethane	ND	ug/kg	4.8	2.4	1		06/25/14 18:04	74-87-3	
Dibromochloromethane	ND	ug/kg	4.8	2.4	1		06/25/14 18:04	124-48-1	
1,1-Dichloroethane	ND	ug/kg	4.8	2.4	1		06/25/14 18:04	75-34-3	
1,2-Dichloroethane	ND	ug/kg	4.8	2.4	1		06/25/14 18:04	107-06-2	
1,1-Dichloroethene	**11.5**	ug/kg	4.8	2.4	1		06/25/14 18:04	75-35-4	
cis-1,2-Dichloroethene	**9680**	ug/kg	1140	571	250		06/27/14 00:17	156-59-2	
trans-1,2-Dichloroethene	**49.6**	ug/kg	4.8	2.4	1		06/25/14 18:04	156-60-5	
1,2-Dichloropropane	ND	ug/kg	4.8	2.4	1		06/25/14 18:04	78-87-5	
cis-1,3-Dichloropropene	ND	ug/kg	4.8	2.4	1		06/25/14 18:04	10061-01-5	
trans-1,3-Dichloropropene	ND	ug/kg	4.8	2.4	1		06/25/14 18:04	10061-02-6	
Ethylbenzene	ND	ug/kg	4.8	2.4	1		06/25/14 18:04	100-41-4	
2-Hexanone	ND	ug/kg	19.0	9.5	1		06/25/14 18:04	591-78-6	
Methylene chloride	**2980**	ug/kg	1140	571	250		06/27/14 00:17	75-09-2	
4-Methyl-2-pentanone (MIBK)	**17.5**	ug/kg	9.5	4.8	1		06/25/14 18:04	108-10-1	
Styrene	ND	ug/kg	4.8	2.4	1		06/25/14 18:04	100-42-5	
1,1,2,2-Tetrachloroethane	ND	ug/kg	4.8	2.4	1		06/25/14 18:04	79-34-5	
Tetrachloroethene	**51.6**	ug/kg	4.8	2.4	1		06/25/14 18:04	127-18-4	
Toluene	**17.2**	ug/kg	4.8	2.4	1		06/25/14 18:04	108-88-3	
1,1,1-Trichloroethane	ND	ug/kg	4.8	2.4	1		06/25/14 18:04	71-55-6	
1,1,2-Trichloroethane	**3.4J**	ug/kg	4.8	2.4	1		06/25/14 18:04	79-00-5	
Trichloroethene	**44800**	ug/kg	1140	571	250		06/27/14 00:17	79-01-6	
Vinyl chloride	**4430**	ug/kg	1140	571	250		06/27/14 00:17	75-01-4	
Xylene (Total)	ND	ug/kg	4.8	2.4	1		06/25/14 18:04	1330-20-7	
Surrogates									
Toluene-d8 (S)	100	%	80-120		1		06/25/14 18:04	2037-26-5	
4-Bromofluorobenzene (S)	99	%	76-123		1		06/25/14 18:04	460-00-4	
1,2-Dichloroethane-d4 (S)	111	%	75-129		1		06/25/14 18:04	17060-07-0	
	Analytical Method: ASTM D2974								
Percent Moisture	**15.4**	%	0.50	0.50	1		06/25/14 00:00		

REPORT OF LABORATORY ANALYSIS

This report shall not be reproduced, except in full,
without the written consent of Pace Analytical Services, Inc..

Pace Analytical Services, Inc.
9608 Loiret Blvd.
Lenexa, KS 66219
(913)599-5665

ANALYTICAL RESULTS

Project: FORT SMITH, AR
Pace Project No.: 60172280

Sample: DP-23 (10.0 FT) - 062014 **Lab ID: 60172280005** Collected: 06/24/14 13:35 Received: 06/25/14 08:15 Matrix: Solid

Results reported on a "dry-weight" basis

Parameters	Results	Units	Report Limit	MDL	DF	Prepared	Analyzed	CAS No.	Qual
8260 MSV 5035A VOA	Analytical Method: EPA 8260								
Acetone	ND	ug/kg	19.6	9.8	1		06/25/14 18:20	67-64-1	
Benzene	ND	ug/kg	4.9	2.5	1		06/25/14 18:20	71-43-2	
Bromodichloromethane	ND	ug/kg	4.9	2.5	1		06/25/14 18:20	75-27-4	
Bromoform	ND	ug/kg	4.9	2.5	1		06/25/14 18:20	75-25-2	
Bromomethane	ND	ug/kg	4.9	2.5	1		06/25/14 18:20	74-83-9	
2-Butanone (MEK)	ND	ug/kg	9.8	4.9	1		06/25/14 18:20	78-93-3	
Carbon disulfide	ND	ug/kg	4.9	2.5	1		06/25/14 18:20	75-15-0	
Carbon tetrachloride	ND	ug/kg	4.9	2.5	1		06/25/14 18:20	56-23-5	
Chlorobenzene	ND	ug/kg	4.9	2.5	1		06/25/14 18:20	108-90-7	
Chloroethane	ND	ug/kg	4.9	2.5	1		06/25/14 18:20	75-00-3	
Chloroform	**20.2**	ug/kg	4.9	2.5	1		06/25/14 18:20	67-66-3	
Chloromethane	ND	ug/kg	4.9	2.5	1		06/25/14 18:20	74-87-3	
Dibromochloromethane	ND	ug/kg	4.9	2.5	1		06/25/14 18:20	124-48-1	
1,1-Dichloroethane	ND	ug/kg	4.9	2.5	1		06/25/14 18:20	75-34-3	
1,2-Dichloroethane	ND	ug/kg	4.9	2.5	1		06/25/14 18:20	107-06-2	
1,1-Dichloroethene	**7.7**	ug/kg	4.9	2.5	1		06/25/14 18:20	75-35-4	
cis-1,2-Dichloroethene	**1580J**	ug/kg	2150	1080	500		06/27/14 00:32	156-59-2	
trans-1,2-Dichloroethene	**4.8J**	ug/kg	4.9	2.5	1		06/25/14 18:20	156-60-5	
1,2-Dichloropropane	ND	ug/kg	4.9	2.5	1		06/25/14 18:20	78-87-5	
cis-1,3-Dichloropropene	ND	ug/kg	4.9	2.5	1		06/25/14 18:20	10061-01-5	
trans-1,3-Dichloropropene	ND	ug/kg	4.9	2.5	1		06/25/14 18:20	10061-02-6	
Ethylbenzene	ND	ug/kg	4.9	2.5	1		06/25/14 18:20	100-41-4	
2-Hexanone	ND	ug/kg	19.6	9.8	1		06/25/14 18:20	591-78-6	
Methylene chloride	**3140**	ug/kg	2150	1080	500		06/27/14 00:32	75-09-2	
4-Methyl-2-pentanone (MIBK)	ND	ug/kg	9.8	4.9	1		06/25/14 18:20	108-10-1	
Styrene	ND	ug/kg	4.9	2.5	1		06/25/14 18:20	100-42-5	
1,1,2,2-Tetrachloroethane	ND	ug/kg	4.9	2.5	1		06/25/14 18:20	79-34-5	
Tetrachloroethene	**26.9**	ug/kg	4.9	2.5	1		06/25/14 18:20	127-18-4	
Toluene	**8.6**	ug/kg	4.9	2.5	1		06/25/14 18:20	108-88-3	
1,1,1-Trichloroethane	ND	ug/kg	4.9	2.5	1		06/25/14 18:20	71-55-6	
1,1,2-Trichloroethane	**5.3**	ug/kg	4.9	2.5	1		06/25/14 18:20	79-00-5	
Trichloroethene	**93300**	ug/kg	2150	1080	500		06/27/14 00:32	79-01-6	
Vinyl chloride	**1200**	ug/kg	4.9	2.5	1		06/25/14 18:20	75-01-4	E
Vinyl chloride	ND	ug/kg	2150	1080	500		06/27/14 00:32	75-01-4	
Xylene (Total)	ND	ug/kg	4.9	2.5	1		06/25/14 18:20	1330-20-7	
Surrogates									
Toluene-d8 (S)	100	%	80-120		1		06/25/14 18:20	2037-26-5	
4-Bromofluorobenzene (S)	99	%	76-123		1		06/25/14 18:20	460-00-4	
1,2-Dichloroethane-d4 (S)	109	%	75-129		1		06/25/14 18:20	17060-07-0	
Percent Moisture	Analytical Method: ASTM D2974								
Percent Moisture	**15.5**	%	0.50	0.50	1		06/25/14 00:00		

REPORT OF LABORATORY ANALYSIS

This report shall not be reproduced, except in full,
without the written consent of Pace Analytical Services, Inc..

Pace Analytical Services, Inc.
9608 Loiret Blvd.
Lenexa, KS 66219
(913)599-5665

ANALYTICAL RESULTS

Project: FORT SMITH, AR
Pace Project No.: 60172280

Sample: DP-23 (15.0 FT) - 062014 **Lab ID: 60172280006** Collected: 06/24/14 13:40 Received: 06/25/14 08:15 Matrix: Solid

Results reported on a "dry-weight" basis
Comments: • Analysis performed outside of holding time per the clients request.

Parameters	Results	Units	Report Limit	MDL	DF	Prepared	Analyzed	CAS No.	Qual
8260 MSV 5035A VOA	Analytical Method: EPA 8260								
Acetone	ND	ug/kg	18.2	9.1	1		06/25/14 18:35	67-64-1	
Benzene	ND	ug/kg	4.6	2.3	1		06/25/14 18:35	71-43-2	
Bromodichloromethane	ND	ug/kg	4.6	2.3	1		06/25/14 18:35	75-27-4	
Bromoform	ND	ug/kg	4.6	2.3	1		06/25/14 18:35	75-25-2	
Bromomethane	ND	ug/kg	4.6	2.3	1		06/25/14 18:35	74-83-9	
2-Butanone (MEK)	ND	ug/kg	9.1	4.6	1		06/25/14 18:35	78-93-3	
Carbon disulfide	ND	ug/kg	4.6	2.3	1		06/25/14 18:35	75-15-0	
Carbon tetrachloride	ND	ug/kg	4.6	2.3	1		06/25/14 18:35	56-23-5	
Chlorobenzene	ND	ug/kg	4.6	2.3	1		06/25/14 18:35	108-90-7	
Chloroethane	ND	ug/kg	4.6	2.3	1		06/25/14 18:35	75-00-3	
Chloroform	**2.9J**	ug/kg	4.6	2.3	1		06/25/14 18:35	67-66-3	
Chloromethane	ND	ug/kg	4.6	2.3	1		06/25/14 18:35	74-87-3	
Dibromochloromethane	ND	ug/kg	4.6	2.3	1		06/25/14 18:35	124-48-1	
1,1-Dichloroethane	ND	ug/kg	4.6	2.3	1		06/25/14 18:35	75-34-3	
1,2-Dichloroethane	ND	ug/kg	4.6	2.3	1		06/25/14 18:35	107-06-2	
1,1-Dichloroethene	ND	ug/kg	4.6	2.3	1		06/25/14 18:35	75-35-4	
cis-1,2-Dichloroethene	**41.4**	ug/kg	4.6	2.3	1		06/25/14 18:35	156-59-2	
trans-1,2-Dichloroethene	ND	ug/kg	4.6	2.3	1		06/25/14 18:35	156-60-5	
1,2-Dichloropropane	ND	ug/kg	4.6	2.3	1		06/25/14 18:35	78-87-5	
cis-1,3-Dichloropropene	ND	ug/kg	4.6	2.3	1		06/25/14 18:35	10061-01-5	
trans-1,3-Dichloropropene	ND	ug/kg	4.6	2.3	1		06/25/14 18:35	10061-02-6	
Ethylbenzene	ND	ug/kg	4.6	2.3	1		06/25/14 18:35	100-41-4	
2-Hexanone	ND	ug/kg	18.2	9.1	1		06/25/14 18:35	591-78-6	
Methylene chloride	**20.1**	ug/kg	4.6	2.3	1		06/25/14 18:35	75-09-2	
4-Methyl-2-pentanone (MIBK)	ND	ug/kg	9.1	4.6	1		06/25/14 18:35	108-10-1	
Styrene	ND	ug/kg	4.6	2.3	1		06/25/14 18:35	100-42-5	
1,1,2,2-Tetrachloroethane	ND	ug/kg	4.6	2.3	1		06/25/14 18:35	79-34-5	
Tetrachloroethene	**4.3J**	ug/kg	4.6	2.3	1		06/25/14 18:35	127-18-4	
Toluene	ND	ug/kg	4.6	2.3	1		06/25/14 18:35	108-88-3	
1,1,1-Trichloroethane	ND	ug/kg	4.6	2.3	1		06/25/14 18:35	71-55-6	
1,1,2-Trichloroethane	ND	ug/kg	4.6	2.3	1		06/25/14 18:35	79-00-5	
Trichloroethene	**17900**	ug/kg	447	224	100		06/27/14 00:48	79-01-6	
Vinyl chloride	**40.8**	ug/kg	4.6	2.3	1		06/25/14 18:35	75-01-4	
Xylene (Total)	ND	ug/kg	4.6	2.3	1		06/25/14 18:35	1330-20-7	
Surrogates									
Toluene-d8 (S)	99	%	80-120		1		06/25/14 18:35	2037-26-5	
4-Bromofluorobenzene (S)	101	%	76-123		1		06/25/14 18:35	460-00-4	
1,2-Dichloroethane-d4 (S)	112	%	75-129		1		06/25/14 18:35	17060-07-0	
	Analytical Method: ASTM D2974								
Percent Moisture	**13.0**	%	0.50	0.50	1		06/25/14 00:00		

REPORT OF LABORATORY ANALYSIS

This report shall not be reproduced, except in full,
without the written consent of Pace Analytical Services, Inc..

Pace Analytical Services, Inc.
9608 Loiret Blvd.
Lenexa, KS 66219
(913)599-5665

ANALYTICAL RESULTS

Project: FORT SMITH, AR
Pace Project No.: 60172280

Sample: DP-23 (20.5 FT) - 062014 **Lab ID: 60172280008** Collected: 06/24/14 14:10 Received: 06/25/14 08:15 Matrix: Solid

Results reported on a "dry-weight" basis

Parameters	Results	Units	Report Limit	MDL	DF	Prepared	Analyzed	CAS No.	Qual
8260 MSV 5035A VOA	Analytical Method: EPA 8260								
Acetone	ND	ug/kg	18.2	9.1	1		06/25/14 19:06	67-64-1	
Benzene	ND	ug/kg	4.5	2.3	1		06/25/14 19:06	71-43-2	
Bromodichloromethane	ND	ug/kg	4.5	2.3	1		06/25/14 19:06	75-27-4	
Bromoform	ND	ug/kg	4.5	2.3	1		06/25/14 19:06	75-25-2	
Bromomethane	ND	ug/kg	4.5	2.3	1		06/25/14 19:06	74-83-9	
2-Butanone (MEK)	ND	ug/kg	9.1	4.5	1		06/25/14 19:06	78-93-3	
Carbon disulfide	ND	ug/kg	4.5	2.3	1		06/25/14 19:06	75-15-0	
Carbon tetrachloride	ND	ug/kg	4.5	2.3	1		06/25/14 19:06	56-23-5	
Chlorobenzene	ND	ug/kg	4.5	2.3	1		06/25/14 19:06	108-90-7	
Chloroethane	ND	ug/kg	4.5	2.3	1		06/25/14 19:06	75-00-3	
Chloroform	ND	ug/kg	4.5	2.3	1		06/25/14 19:06	67-66-3	
Chloromethane	ND	ug/kg	4.5	2.3	1		06/25/14 19:06	74-87-3	
Dibromochloromethane	ND	ug/kg	4.5	2.3	1		06/25/14 19:06	124-48-1	
1,1-Dichloroethane	ND	ug/kg	4.5	2.3	1		06/25/14 19:06	75-34-3	
1,2-Dichloroethane	ND	ug/kg	4.5	2.3	1		06/25/14 19:06	107-06-2	
1,1-Dichloroethene	ND	ug/kg	4.5	2.3	1		06/25/14 19:06	75-35-4	
cis-1,2-Dichloroethene	**15.4**	ug/kg	4.5	2.2	1		06/27/14 01:18	156-59-2	
trans-1,2-Dichloroethene	ND	ug/kg	4.5	2.3	1		06/25/14 19:06	156-60-5	
1,2-Dichloropropane	ND	ug/kg	4.5	2.3	1		06/25/14 19:06	78-87-5	
cis-1,3-Dichloropropene	ND	ug/kg	4.5	2.3	1		06/25/14 19:06	10061-01-5	
trans-1,3-Dichloropropene	ND	ug/kg	4.5	2.3	1		06/25/14 19:06	10061-02-6	
Ethylbenzene	ND	ug/kg	4.5	2.3	1		06/25/14 19:06	100-41-4	
2-Hexanone	ND	ug/kg	18.2	9.1	1		06/25/14 19:06	591-78-6	
Methylene chloride	ND	ug/kg	4.5	2.3	1		06/25/14 19:06	75-09-2	
4-Methyl-2-pentanone (MIBK)	ND	ug/kg	9.1	4.5	1		06/25/14 19:06	108-10-1	
Styrene	ND	ug/kg	4.5	2.3	1		06/25/14 19:06	100-42-5	
1,1,2,2-Tetrachloroethane	ND	ug/kg	4.5	2.3	1		06/25/14 19:06	79-34-5	
Tetrachloroethene	ND	ug/kg	4.5	2.3	1		06/25/14 19:06	127-18-4	
Toluene	ND	ug/kg	4.5	2.3	1		06/25/14 19:06	108-88-3	
1,1,1-Trichloroethane	ND	ug/kg	4.5	2.3	1		06/25/14 19:06	71-55-6	
1,1,2-Trichloroethane	ND	ug/kg	4.5	2.3	1		06/25/14 19:06	79-00-5	
Trichloroethene	**191**	ug/kg	4.5	2.2	1		06/27/14 01:18	79-01-6	
Vinyl chloride	ND	ug/kg	4.5	2.3	1		06/25/14 19:06	75-01-4	
Xylene (Total)	ND	ug/kg	4.5	2.3	1		06/25/14 19:06	1330-20-7	
Surrogates									
Toluene-d8 (S)	98	%	80-120		1		06/25/14 19:06	2037-26-5	
4-Bromofluorobenzene (S)	99	%	76-123		1		06/25/14 19:06	460-00-4	
1,2-Dichloroethane-d4 (S)	108	%	75-129		1		06/25/14 19:06	17060-07-0	
Percent Moisture	Analytical Method: ASTM D2974								
Percent Moisture	**17.7**	%	0.50	0.50	1		06/25/14 00:00		

REPORT OF LABORATORY ANALYSIS

This report shall not be reproduced, except in full,
without the written consent of Pace Analytical Services, Inc..

Pace Analytical Services, Inc.
9608 Loiret Blvd.
Lenexa, KS 66219
(913)599-5665

ANALYTICAL RESULTS

Project: FORT SMITH, AR
Pace Project No.: 60172280

Sample: DP-28 (4.5 FT) - 062014 **Lab ID: 60172280009** Collected: 06/24/14 14:50 Received: 06/25/14 08:15 Matrix: Solid

Results reported on a "dry-weight" basis
Comments: • Analysis performed outside of holding time per the clients request.

Parameters	Results	Units	Report Limit	MDL	DF	Prepared	Analyzed	CAS No.	Qual
8260 MSV 5035A VOA	Analytical Method: EPA 8260								
Acetone	ND	ug/kg	17.6	8.8	1		06/25/14 19:21	67-64-1	
Benzene	ND	ug/kg	4.4	2.2	1		06/25/14 19:21	71-43-2	
Bromodichloromethane	ND	ug/kg	4.4	2.2	1		06/25/14 19:21	75-27-4	
Bromoform	ND	ug/kg	4.4	2.2	1		06/25/14 19:21	75-25-2	
Bromomethane	ND	ug/kg	4.4	2.2	1		06/25/14 19:21	74-83-9	
2-Butanone (MEK)	ND	ug/kg	8.8	4.4	1		06/25/14 19:21	78-93-3	
Carbon disulfide	ND	ug/kg	4.4	2.2	1		06/25/14 19:21	75-15-0	
Carbon tetrachloride	ND	ug/kg	4.4	2.2	1		06/25/14 19:21	56-23-5	
Chlorobenzene	ND	ug/kg	4.4	2.2	1		06/25/14 19:21	108-90-7	
Chloroethane	ND	ug/kg	4.4	2.2	1		06/25/14 19:21	75-00-3	
Chloroform	**4.2J**	ug/kg	4.4	2.2	1		06/25/14 19:21	67-66-3	
Chloromethane	ND	ug/kg	4.4	2.2	1		06/25/14 19:21	74-87-3	
Dibromochloromethane	ND	ug/kg	4.4	2.2	1		06/25/14 19:21	124-48-1	
1,1-Dichloroethane	**8.8**	ug/kg	4.4	2.2	1		06/25/14 19:21	75-34-3	
1,2-Dichloroethane	ND	ug/kg	4.4	2.2	1		06/25/14 19:21	107-06-2	
1,1-Dichloroethene	**21.9**	ug/kg	4.4	2.2	1		06/25/14 19:21	75-35-4	
cis-1,2-Dichloroethene	**4150**	ug/kg	448	224	100		06/27/14 01:34	156-59-2	
trans-1,2-Dichloroethene	**14.5**	ug/kg	4.4	2.2	1		06/25/14 19:21	156-60-5	
1,2-Dichloropropane	ND	ug/kg	4.4	2.2	1		06/25/14 19:21	78-87-5	
cis-1,3-Dichloropropene	ND	ug/kg	4.4	2.2	1		06/25/14 19:21	10061-01-5	
trans-1,3-Dichloropropene	ND	ug/kg	4.4	2.2	1		06/25/14 19:21	10061-02-6	
Ethylbenzene	ND	ug/kg	4.4	2.2	1		06/25/14 19:21	100-41-4	
2-Hexanone	ND	ug/kg	17.6	8.8	1		06/25/14 19:21	591-78-6	
Methylene chloride	**1030**	ug/kg	448	224	100		06/27/14 01:34	75-09-2	
4-Methyl-2-pentanone (MIBK)	ND	ug/kg	8.8	4.4	1		06/25/14 19:21	108-10-1	
Styrene	ND	ug/kg	4.4	2.2	1		06/25/14 19:21	100-42-5	
1,1,2,2-Tetrachloroethane	ND	ug/kg	4.4	2.2	1		06/25/14 19:21	79-34-5	
Tetrachloroethene	**7.7**	ug/kg	4.4	2.2	1		06/25/14 19:21	127-18-4	
Toluene	**67.5**	ug/kg	4.4	2.2	1		06/25/14 19:21	108-88-3	
1,1,1-Trichloroethane	ND	ug/kg	4.4	2.2	1		06/25/14 19:21	71-55-6	
1,1,2-Trichloroethane	ND	ug/kg	4.4	2.2	1		06/25/14 19:21	79-00-5	
Trichloroethene	**11900**	ug/kg	448	224	100		06/27/14 01:34	79-01-6	
Vinyl chloride	**463**	ug/kg	448	224	100		06/27/14 01:34	75-01-4	
Xylene (Total)	ND	ug/kg	4.4	2.2	1		06/25/14 19:21	1330-20-7	
Surrogates									
Toluene-d8 (S)	99	%	80-120		1		06/25/14 19:21	2037-26-5	
4-Bromofluorobenzene (S)	99	%	76-123		1		06/25/14 19:21	460-00-4	
1,2-Dichloroethane-d4 (S)	115	%	75-129		1		06/25/14 19:21	17060-07-0	
Percent Moisture	Analytical Method: ASTM D2974								
Percent Moisture	**15.7**	%	0.50	0.50	1		06/25/14 00:00		

REPORT OF LABORATORY ANALYSIS

This report shall not be reproduced, except in full,
without the written consent of Pace Analytical Services, Inc..

Pace Analytical Services, Inc.
9608 Loiret Blvd.
Lenexa, KS 66219
(913)599-5665

ANALYTICAL RESULTS

Project: FORT SMITH, AR
Pace Project No.: 60172280

Sample: DP-28 (7.5 FT) - 062014 **Lab ID: 60172280010** Collected: 06/24/14 15:00 Received: 06/25/14 08:15 Matrix: Solid

Results reported on a "dry-weight" basis

Parameters	Results	Units	Report Limit	MDL	DF	Prepared	Analyzed	CAS No.	Qual
8260 MSV 5035A VOA	Analytical Method: EPA 8260								
Acetone	ND	ug/kg	18.6	9.3	1		06/25/14 19:37	67-64-1	
Benzene	ND	ug/kg	4.6	2.3	1		06/25/14 19:37	71-43-2	
Bromodichloromethane	ND	ug/kg	4.6	2.3	1		06/25/14 19:37	75-27-4	
Bromoform	ND	ug/kg	4.6	2.3	1		06/25/14 19:37	75-25-2	
Bromomethane	ND	ug/kg	4.6	2.3	1		06/25/14 19:37	74-83-9	
2-Butanone (MEK)	ND	ug/kg	9.3	4.6	1		06/25/14 19:37	78-93-3	
Carbon disulfide	ND	ug/kg	4.6	2.3	1		06/25/14 19:37	75-15-0	
Carbon tetrachloride	ND	ug/kg	4.6	2.3	1		06/25/14 19:37	56-23-5	
Chlorobenzene	ND	ug/kg	4.6	2.3	1		06/25/14 19:37	108-90-7	
Chloroethane	ND	ug/kg	4.6	2.3	1		06/25/14 19:37	75-00-3	
Chloroform	**6.8**	ug/kg	4.6	2.3	1		06/25/14 19:37	67-66-3	
Chloromethane	ND	ug/kg	4.6	2.3	1		06/25/14 19:37	74-87-3	
Dibromochloromethane	ND	ug/kg	4.6	2.3	1		06/25/14 19:37	124-48-1	
1,1-Dichloroethane	**7.0**	ug/kg	4.6	2.3	1		06/25/14 19:37	75-34-3	
1,2-Dichloroethane	ND	ug/kg	4.6	2.3	1		06/25/14 19:37	107-06-2	
1,1-Dichloroethene	**24.9**	ug/kg	4.6	2.3	1		06/25/14 19:37	75-35-4	
cis-1,2-Dichloroethene	**3480**	ug/kg	433	216	100		06/27/14 01:49	156-59-2	
trans-1,2-Dichloroethene	**9.8**	ug/kg	4.6	2.3	1		06/25/14 19:37	156-60-5	
1,2-Dichloropropane	ND	ug/kg	4.6	2.3	1		06/25/14 19:37	78-87-5	
cis-1,3-Dichloropropene	ND	ug/kg	4.6	2.3	1		06/25/14 19:37	10061-01-5	
trans-1,3-Dichloropropene	ND	ug/kg	4.6	2.3	1		06/25/14 19:37	10061-02-6	
Ethylbenzene	ND	ug/kg	4.6	2.3	1		06/25/14 19:37	100-41-4	
2-Hexanone	ND	ug/kg	18.6	9.3	1		06/25/14 19:37	591-78-6	
Methylene chloride	**1550**	ug/kg	433	216	100		06/27/14 01:49	75-09-2	
4-Methyl-2-pentanone (MIBK)	ND	ug/kg	9.3	4.6	1		06/25/14 19:37	108-10-1	
Styrene	ND	ug/kg	4.6	2.3	1		06/25/14 19:37	100-42-5	
1,1,2,2-Tetrachloroethane	ND	ug/kg	4.6	2.3	1		06/25/14 19:37	79-34-5	
Tetrachloroethene	**12.3**	ug/kg	4.6	2.3	1		06/25/14 19:37	127-18-4	
Toluene	**70.3**	ug/kg	4.6	2.3	1		06/25/14 19:37	108-88-3	
1,1,1-Trichloroethane	ND	ug/kg	4.6	2.3	1		06/25/14 19:37	71-55-6	
1,1,2-Trichloroethane	ND	ug/kg	4.6	2.3	1		06/25/14 19:37	79-00-5	
Trichloroethene	**18100**	ug/kg	433	216	100		06/27/14 01:49	79-01-6	
Vinyl chloride	**506**	ug/kg	4.6	2.3	1		06/25/14 19:37	75-01-4	E
Vinyl chloride	**382J**	ug/kg	433	216	100		06/27/14 01:49	75-01-4	
Xylene (Total)	ND	ug/kg	4.6	2.3	1		06/25/14 19:37	1330-20-7	
Surrogates									
Toluene-d8 (S)	98	%	80-120		1		06/25/14 19:37	2037-26-5	
4-Bromofluorobenzene (S)	97	%	76-123		1		06/25/14 19:37	460-00-4	
1,2-Dichloroethane-d4 (S)	109	%	75-129		1		06/25/14 19:37	17060-07-0	
Percent Moisture	Analytical Method: ASTM D2974								
Percent Moisture	**13.8**	%	0.50	0.50	1		06/25/14 00:00		

REPORT OF LABORATORY ANALYSIS

This report shall not be reproduced, except in full,
without the written consent of Pace Analytical Services, Inc..

Pace Analytical Services, Inc.
9608 Loiret Blvd.
Lenexa, KS 66219
(913)599-5665

ANALYTICAL RESULTS

Project: FORT SMITH, AR
Pace Project No.: 60172280

Sample: DP-28 (12.0 FT) - 062014 **Lab ID: 60172280011** Collected: 06/24/14 15:10 Received: 06/25/14 08:15 Matrix: Solid

Results reported on a "dry-weight" basis
Comments: • Analysis performed outside of holding time per the clients request.

Parameters	Results	Units	Report Limit	MDL	DF	Prepared	Analyzed	CAS No.	Qual
8260 MSV 5035A VOA	Analytical Method: EPA 8260								
Acetone	ND	ug/kg	18.0	9.0	1		06/25/14 19:52	67-64-1	
Benzene	ND	ug/kg	4.5	2.3	1		06/25/14 19:52	71-43-2	
Bromodichloromethane	ND	ug/kg	4.5	2.3	1		06/25/14 19:52	75-27-4	
Bromoform	ND	ug/kg	4.5	2.3	1		06/25/14 19:52	75-25-2	
Bromomethane	ND	ug/kg	4.5	2.3	1		06/25/14 19:52	74-83-9	
2-Butanone (MEK)	ND	ug/kg	9.0	4.5	1		06/25/14 19:52	78-93-3	
Carbon disulfide	ND	ug/kg	4.5	2.3	1		06/25/14 19:52	75-15-0	
Carbon tetrachloride	ND	ug/kg	4.5	2.3	1		06/25/14 19:52	56-23-5	
Chlorobenzene	ND	ug/kg	4.5	2.3	1		06/25/14 19:52	108-90-7	
Chloroethane	ND	ug/kg	4.5	2.3	1		06/25/14 19:52	75-00-3	
Chloroform	ND	ug/kg	4.5	2.3	1		06/25/14 19:52	67-66-3	
Chloromethane	ND	ug/kg	4.5	2.3	1		06/25/14 19:52	74-87-3	
Dibromochloromethane	ND	ug/kg	4.5	2.3	1		06/25/14 19:52	124-48-1	
1,1-Dichloroethane	ND	ug/kg	4.5	2.3	1		06/25/14 19:52	75-34-3	
1,2-Dichloroethane	ND	ug/kg	4.5	2.3	1		06/25/14 19:52	107-06-2	
1,1-Dichloroethene	ND	ug/kg	4.5	2.3	1		06/25/14 19:52	75-35-4	
cis-1,2-Dichloroethene	**40.0**	ug/kg	4.5	2.3	1		06/25/14 19:52	156-59-2	
trans-1,2-Dichloroethene	ND	ug/kg	4.5	2.3	1		06/25/14 19:52	156-60-5	
1,2-Dichloropropane	ND	ug/kg	4.5	2.3	1		06/25/14 19:52	78-87-5	
cis-1,3-Dichloropropene	ND	ug/kg	4.5	2.3	1		06/25/14 19:52	10061-01-5	
trans-1,3-Dichloropropene	ND	ug/kg	4.5	2.3	1		06/25/14 19:52	10061-02-6	
Ethylbenzene	ND	ug/kg	4.5	2.3	1		06/25/14 19:52	100-41-4	
2-Hexanone	ND	ug/kg	18.0	9.0	1		06/25/14 19:52	591-78-6	
Methylene chloride	**27.7**	ug/kg	4.5	2.3	1		06/25/14 19:52	75-09-2	
4-Methyl-2-pentanone (MIBK)	ND	ug/kg	9.0	4.5	1		06/25/14 19:52	108-10-1	
Styrene	ND	ug/kg	4.5	2.3	1		06/25/14 19:52	100-42-5	
1,1,2,2-Tetrachloroethane	ND	ug/kg	4.5	2.3	1		06/25/14 19:52	79-34-5	
Tetrachloroethene	ND	ug/kg	4.5	2.3	1		06/25/14 19:52	127-18-4	
Toluene	ND	ug/kg	4.5	2.3	1		06/25/14 19:52	108-88-3	
1,1,1-Trichloroethane	ND	ug/kg	4.5	2.3	1		06/25/14 19:52	71-55-6	
1,1,2-Trichloroethane	ND	ug/kg	4.5	2.3	1		06/25/14 19:52	79-00-5	
Trichloroethene	**3590**	ug/kg	520	260	100		06/27/14 02:05	79-01-6	
Vinyl chloride	ND	ug/kg	4.5	2.3	1		06/25/14 19:52	75-01-4	
Xylene (Total)	ND	ug/kg	4.5	2.3	1		06/25/14 19:52	1330-20-7	
Surrogates									
Toluene-d8 (S)	96	%	80-120		1		06/25/14 19:52	2037-26-5	
4-Bromofluorobenzene (S)	100	%	76-123		1		06/25/14 19:52	460-00-4	
1,2-Dichloroethane-d4 (S)	110	%	75-129		1		06/25/14 19:52	17060-07-0	
Percent Moisture	Analytical Method: ASTM D2974								
Percent Moisture	**14.0**	%	0.50	0.50	1		06/26/14 00:00		

REPORT OF LABORATORY ANALYSIS

This report shall not be reproduced, except in full,
without the written consent of Pace Analytical Services, Inc..

Pace Analytical Services, Inc.
9608 Loiret Blvd.
Lenexa, KS 66219
(913)599-5665

ANALYTICAL RESULTS

Project: FORT SMITH, AR
Pace Project No.: 60172280

Sample: DP-28 (17.0 FT) - 062014 **Lab ID: 60172280012** Collected: 06/24/14 15:20 Received: 06/25/14 08:15 Matrix: Solid

Results reported on a "dry-weight" basis
Comments: • Analysis performed outside of holding time per the clients request.

Parameters	Results	Units	Report Limit	MDL	DF	Prepared	Analyzed	CAS No.	Qual
8260 MSV 5035A VOA	Analytical Method: EPA 8260								
Acetone	ND	ug/kg	19.7	9.9	1		06/25/14 20:07	67-64-1	
Benzene	ND	ug/kg	4.9	2.5	1		06/25/14 20:07	71-43-2	
Bromodichloromethane	ND	ug/kg	4.9	2.5	1		06/25/14 20:07	75-27-4	
Bromoform	ND	ug/kg	4.9	2.5	1		06/25/14 20:07	75-25-2	
Bromomethane	ND	ug/kg	4.9	2.5	1		06/25/14 20:07	74-83-9	
2-Butanone (MEK)	ND	ug/kg	9.9	4.9	1		06/25/14 20:07	78-93-3	
Carbon disulfide	ND	ug/kg	4.9	2.5	1		06/25/14 20:07	75-15-0	
Carbon tetrachloride	ND	ug/kg	4.9	2.5	1		06/25/14 20:07	56-23-5	
Chlorobenzene	ND	ug/kg	4.9	2.5	1		06/25/14 20:07	108-90-7	
Chloroethane	ND	ug/kg	4.9	2.5	1		06/25/14 20:07	75-00-3	
Chloroform	ND	ug/kg	4.9	2.5	1		06/25/14 20:07	67-66-3	
Chloromethane	ND	ug/kg	4.9	2.5	1		06/25/14 20:07	74-87-3	
Dibromochloromethane	ND	ug/kg	4.9	2.5	1		06/25/14 20:07	124-48-1	
1,1-Dichloroethane	ND	ug/kg	4.9	2.5	1		06/25/14 20:07	75-34-3	
1,2-Dichloroethane	ND	ug/kg	4.9	2.5	1		06/25/14 20:07	107-06-2	
1,1-Dichloroethene	ND	ug/kg	4.9	2.5	1		06/25/14 20:07	75-35-4	
cis-1,2-Dichloroethene	**43.2**	ug/kg	4.9	2.5	1		06/25/14 20:07	156-59-2	
trans-1,2-Dichloroethene	ND	ug/kg	4.9	2.5	1		06/25/14 20:07	156-60-5	
1,2-Dichloropropane	ND	ug/kg	4.9	2.5	1		06/25/14 20:07	78-87-5	
cis-1,3-Dichloropropene	ND	ug/kg	4.9	2.5	1		06/25/14 20:07	10061-01-5	
trans-1,3-Dichloropropene	ND	ug/kg	4.9	2.5	1		06/25/14 20:07	10061-02-6	
Ethylbenzene	ND	ug/kg	4.9	2.5	1		06/25/14 20:07	100-41-4	
2-Hexanone	ND	ug/kg	19.7	9.9	1		06/25/14 20:07	591-78-6	
Methylene chloride	ND	ug/kg	4.9	2.5	1		06/25/14 20:07	75-09-2	
4-Methyl-2-pentanone (MIBK)	ND	ug/kg	9.9	4.9	1		06/25/14 20:07	108-10-1	
Styrene	ND	ug/kg	4.9	2.5	1		06/25/14 20:07	100-42-5	
1,1,2,2-Tetrachloroethane	ND	ug/kg	4.9	2.5	1		06/25/14 20:07	79-34-5	
Tetrachloroethene	ND	ug/kg	4.9	2.5	1		06/25/14 20:07	127-18-4	
Toluene	ND	ug/kg	4.9	2.5	1		06/25/14 20:07	108-88-3	
1,1,1-Trichloroethane	ND	ug/kg	4.9	2.5	1		06/25/14 20:07	71-55-6	
1,1,2-Trichloroethane	ND	ug/kg	4.9	2.5	1		06/25/14 20:07	79-00-5	
Trichloroethene	**1590**	ug/kg	609	305	100		06/27/14 02:20	79-01-6	
Vinyl chloride	ND	ug/kg	4.9	2.5	1		06/25/14 20:07	75-01-4	
Xylene (Total)	ND	ug/kg	4.9	2.5	1		06/25/14 20:07	1330-20-7	
Surrogates									
Toluene-d8 (S)	99	%	80-120		1		06/25/14 20:07	2037-26-5	
4-Bromofluorobenzene (S)	100	%	76-123		1		06/25/14 20:07	460-00-4	
1,2-Dichloroethane-d4 (S)	108	%	75-129		1		06/25/14 20:07	17060-07-0	
Percent Moisture	Analytical Method: ASTM D2974								
Percent Moisture	**15.9**	%	0.50	0.50	1		06/26/14 00:00		

REPORT OF LABORATORY ANALYSIS

This report shall not be reproduced, except in full,
without the written consent of Pace Analytical Services, Inc..

Pace Analytical Services, Inc.
9608 Loiret Blvd.
Lenexa, KS 66219
(913)599-5665

ANALYTICAL RESULTS

Project: FORT SMITH, AR
Pace Project No.: 60172280

Sample: DP-28 (20.5 FT) - 062015 **Lab ID: 60172280013** Collected: 06/24/14 15:40 Received: 06/25/14 08:15 Matrix: Solid

Results reported on a "dry-weight" basis

Parameters	Results	Units	Report Limit	MDL	DF	Prepared	Analyzed	CAS No.	Qual
8260 MSV 5035A VOA	Analytical Method: EPA 8260								
Acetone	ND	ug/kg	17.2	8.6	1		06/25/14 20:23	67-64-1	
Benzene	ND	ug/kg	4.3	2.1	1		06/25/14 20:23	71-43-2	
Bromodichloromethane	ND	ug/kg	4.3	2.1	1		06/25/14 20:23	75-27-4	
Bromoform	ND	ug/kg	4.3	2.1	1		06/25/14 20:23	75-25-2	
Bromomethane	ND	ug/kg	4.3	2.1	1		06/25/14 20:23	74-83-9	
2-Butanone (MEK)	ND	ug/kg	8.6	4.3	1		06/25/14 20:23	78-93-3	
Carbon disulfide	ND	ug/kg	4.3	2.1	1		06/25/14 20:23	75-15-0	
Carbon tetrachloride	ND	ug/kg	4.3	2.1	1		06/25/14 20:23	56-23-5	
Chlorobenzene	ND	ug/kg	4.3	2.1	1		06/25/14 20:23	108-90-7	
Chloroethane	ND	ug/kg	4.3	2.1	1		06/25/14 20:23	75-00-3	
Chloroform	ND	ug/kg	4.3	2.1	1		06/25/14 20:23	67-66-3	
Chloromethane	ND	ug/kg	4.3	2.1	1		06/25/14 20:23	74-87-3	
Dibromochloromethane	ND	ug/kg	4.3	2.1	1		06/25/14 20:23	124-48-1	
1,1-Dichloroethane	ND	ug/kg	4.3	2.1	1		06/25/14 20:23	75-34-3	
1,2-Dichloroethane	ND	ug/kg	4.3	2.1	1		06/25/14 20:23	107-06-2	
1,1-Dichloroethene	ND	ug/kg	4.3	2.1	1		06/25/14 20:23	75-35-4	
cis-1,2-Dichloroethene	**4.9**	ug/kg	4.0	2.0	1		06/27/14 02:36	156-59-2	
trans-1,2-Dichloroethene	ND	ug/kg	4.3	2.1	1		06/25/14 20:23	156-60-5	
1,2-Dichloropropane	ND	ug/kg	4.3	2.1	1		06/25/14 20:23	78-87-5	
cis-1,3-Dichloropropene	ND	ug/kg	4.3	2.1	1		06/25/14 20:23	10061-01-5	
trans-1,3-Dichloropropene	ND	ug/kg	4.3	2.1	1		06/25/14 20:23	10061-02-6	
Ethylbenzene	ND	ug/kg	4.3	2.1	1		06/25/14 20:23	100-41-4	
2-Hexanone	ND	ug/kg	17.2	8.6	1		06/25/14 20:23	591-78-6	
Methylene chloride	ND	ug/kg	4.3	2.1	1		06/25/14 20:23	75-09-2	
4-Methyl-2-pentanone (MIBK)	ND	ug/kg	8.6	4.3	1		06/25/14 20:23	108-10-1	
Styrene	ND	ug/kg	4.3	2.1	1		06/25/14 20:23	100-42-5	
1,1,2,2-Tetrachloroethane	ND	ug/kg	4.3	2.1	1		06/25/14 20:23	79-34-5	
Tetrachloroethene	ND	ug/kg	4.3	2.1	1		06/25/14 20:23	127-18-4	
Toluene	ND	ug/kg	4.3	2.1	1		06/25/14 20:23	108-88-3	
1,1,1-Trichloroethane	ND	ug/kg	4.3	2.1	1		06/25/14 20:23	71-55-6	
1,1,2-Trichloroethane	ND	ug/kg	4.3	2.1	1		06/25/14 20:23	79-00-5	
Trichloroethene	**85.3**	ug/kg	4.0	2.0	1		06/27/14 02:36	79-01-6	
Vinyl chloride	ND	ug/kg	4.3	2.1	1		06/25/14 20:23	75-01-4	
Xylene (Total)	ND	ug/kg	4.3	2.1	1		06/25/14 20:23	1330-20-7	
Surrogates									
Toluene-d8 (S)	97	%	80-120		1		06/25/14 20:23	2037-26-5	
4-Bromofluorobenzene (S)	100	%	76-123		1		06/25/14 20:23	460-00-4	
1,2-Dichloroethane-d4 (S)	107	%	75-129		1		06/25/14 20:23	17060-07-0	
Percent Moisture	Analytical Method: ASTM D2974								
Percent Moisture	**7.9**	%	0.50	0.50	1		06/26/14 00:00		

REPORT OF LABORATORY ANALYSIS

This report shall not be reproduced, except in full,
without the written consent of Pace Analytical Services, Inc..

Pace Analytical Services, Inc.
9608 Loiret Blvd.
Lenexa, KS 66219
(913)599-5665

QUALITY CONTROL DATA

Project: FORT SMITH, AR
Pace Project No.: 60172280

QC Batch: MSV/62575 Analysis Method: EPA 8260
QC Batch Method: EPA 8260 Analysis Description: 8260 MSV 5035A Volatile Organics
Associated Lab Samples: 60172280004, 60172280005, 60172280006, 60172280008, 60172280009, 60172280010, 60172280011, 60172280012, 60172280013

METHOD BLANK: 1400840 Matrix: Solid
Associated Lab Samples: 60172280004, 60172280005, 60172280006, 60172280008, 60172280009, 60172280010, 60172280011, 60172280012, 60172280013

Parameter	Units	Blank Result	Reporting Limit	Analyzed	Qualifiers
1,1,1-Trichloroethane	ug/kg	ND	5.0	06/25/14 16:48	
1,1,2,2-Tetrachloroethane	ug/kg	ND	5.0	06/25/14 16:48	
1,1,2-Trichloroethane	ug/kg	ND	5.0	06/25/14 16:48	
1,1-Dichloroethane	ug/kg	ND	5.0	06/25/14 16:48	
1,1-Dichloroethene	ug/kg	ND	5.0	06/25/14 16:48	
1,2-Dichloroethane	ug/kg	ND	5.0	06/25/14 16:48	
1,2-Dichloropropane	ug/kg	ND	5.0	06/25/14 16:48	
2-Butanone (MEK)	ug/kg	ND	10.0	06/25/14 16:48	
2-Hexanone	ug/kg	ND	20.0	06/25/14 16:48	
4-Methyl-2-pentanone (MIBK)	ug/kg	ND	10.0	06/25/14 16:48	
Acetone	ug/kg	ND	20.0	06/25/14 16:48	
Benzene	ug/kg	ND	5.0	06/25/14 16:48	
Bromodichloromethane	ug/kg	ND	5.0	06/25/14 16:48	
Bromoform	ug/kg	ND	5.0	06/25/14 16:48	
Bromomethane	ug/kg	2.7J	5.0	06/25/14 16:48	
Carbon disulfide	ug/kg	ND	5.0	06/25/14 16:48	
Carbon tetrachloride	ug/kg	ND	5.0	06/25/14 16:48	
Chlorobenzene	ug/kg	ND	5.0	06/25/14 16:48	
Chloroethane	ug/kg	ND	5.0	06/25/14 16:48	
Chloroform	ug/kg	ND	5.0	06/25/14 16:48	
Chloromethane	ug/kg	ND	5.0	06/25/14 16:48	
cis-1,2-Dichloroethene	ug/kg	ND	5.0	06/25/14 16:48	
cis-1,3-Dichloropropene	ug/kg	ND	5.0	06/25/14 16:48	
Dibromochloromethane	ug/kg	ND	5.0	06/25/14 16:48	
Ethylbenzene	ug/kg	ND	5.0	06/25/14 16:48	
Methylene chloride	ug/kg	ND	5.0	06/25/14 16:48	
Styrene	ug/kg	ND	5.0	06/25/14 16:48	
Tetrachloroethene	ug/kg	ND	5.0	06/25/14 16:48	
Toluene	ug/kg	ND	5.0	06/25/14 16:48	
trans-1,2-Dichloroethene	ug/kg	ND	5.0	06/25/14 16:48	
trans-1,3-Dichloropropene	ug/kg	ND	5.0	06/25/14 16:48	
Vinyl chloride	ug/kg	ND	5.0	06/25/14 16:48	
Xylene (Total)	ug/kg	ND	5.0	06/25/14 16:48	
1,2-Dichloroethane-d4 (S)	%	99	75-129	06/25/14 16:48	
4-Bromofluorobenzene (S)	%	99	76-123	06/25/14 16:48	
Toluene-d8 (S)	%	100	80-120	06/25/14 16:48	

Results presented on this page are in the units indicated by the "Units" column except where an alternate unit is presented to the right of the result.

REPORT OF LABORATORY ANALYSIS

This report shall not be reproduced, except in full,
without the written consent of Pace Analytical Services, Inc..

Pace Analytical Services, Inc.
9608 Loiret Blvd.
Lenexa, KS 66219
(913)599-5665

QUALITY CONTROL DATA

Project: FORT SMITH, AR
Pace Project No.: 60172280

LABORATORY CONTROL SAMPLE: 1400841

Parameter	Units	Spike Conc.	LCS Result	LCS % Rec	% Rec Limits	Qualifiers
1,1,1-Trichloroethane	ug/kg	100	87.5	88	77-126	
1,1,2,2-Tetrachloroethane	ug/kg	100	90.4	90	73-120	
1,1,2-Trichloroethane	ug/kg	100	90.0	90	76-120	
1,1-Dichloroethane	ug/kg	100	86.5	87	71-120	
1,1-Dichloroethene	ug/kg	100	85.8	86	76-130	
1,2-Dichloroethane	ug/kg	100	89.2	89	78-120	
1,2-Dichloropropane	ug/kg	100	86.4	86	80-120	
2-Butanone (MEK)	ug/kg	500	402	80	55-135	
2-Hexanone	ug/kg	500	446	89	57-136	
4-Methyl-2-pentanone (MIBK)	ug/kg	500	411	82	71-128	
Acetone	ug/kg	500	466	93	43-144	
Benzene	ug/kg	100	86.2	86	80-120	
Bromodichloromethane	ug/kg	100	90.4	90	80-120	
Bromoform	ug/kg	100	98.3	98	75-124	
Bromomethane	ug/kg	100	128	128	38-150	
Carbon disulfide	ug/kg	100	103	103	58-137	
Carbon tetrachloride	ug/kg	100	87.9	88	75-140	
Chlorobenzene	ug/kg	100	90.4	90	80-120	
Chloroethane	ug/kg	100	93.8	94	65-127	
Chloroform	ug/kg	100	86.0	86	74-120	
Chloromethane	ug/kg	100	105	105	39-138	
cis-1,2-Dichloroethene	ug/kg	100	89.7	90	76-124	
cis-1,3-Dichloropropene	ug/kg	100	84.1	84	82-120	
Dibromochloromethane	ug/kg	100	93.6	94	80-124	
Ethylbenzene	ug/kg	100	89.0	89	80-120	
Methylene chloride	ug/kg	100	94.5	94	70-123	
Styrene	ug/kg	100	88.6	89	79-120	
Tetrachloroethene	ug/kg	100	91.9	92	78-128	
Toluene	ug/kg	100	84.2	84	79-120	
trans-1,2-Dichloroethene	ug/kg	100	86.8	87	76-124	
trans-1,3-Dichloropropene	ug/kg	100	91.5	92	80-124	
Vinyl chloride	ug/kg	100	96.1	96	57-132	
Xylene (Total)	ug/kg	300	268	89	79-120	
1,2-Dichloroethane-d4 (S)	%			98	75-129	
4-Bromofluorobenzene (S)	%			98	76-123	
Toluene-d8 (S)	%			96	80-120	

Results presented on this page are in the units indicated by the "Units" column except where an alternate unit is presented to the right of the result.

REPORT OF LABORATORY ANALYSIS

This report shall not be reproduced, except in full,
without the written consent of Pace Analytical Services, Inc..

Pace Analytical Services, Inc.
9608 Loiret Blvd.
Lenexa, KS 66219
(913)599-5665

QUALITY CONTROL DATA

Project: FORT SMITH, AR
Pace Project No.: 60172280

QC Batch: MSV/62603 Analysis Method: EPA 8260
QC Batch Method: EPA 8260 Analysis Description: 8260 MSV 5035A Volatile Organics
Associated Lab Samples: 60172280004, 60172280005, 60172280006, 60172280008, 60172280009, 60172280010, 60172280011, 60172280012, 60172280013

METHOD BLANK: 1401487 Matrix: Solid
Associated Lab Samples: 60172280004, 60172280005, 60172280006, 60172280008, 60172280009, 60172280010, 60172280011, 60172280012, 60172280013

Parameter	Units	Blank Result	Reporting Limit	Analyzed	Qualifiers
cis-1,2-Dichloroethene	ug/kg	ND	5.0	06/26/14 22:29	
Methylene chloride	ug/kg	ND	5.0	06/26/14 22:29	
Trichloroethene	ug/kg	ND	5.0	06/26/14 22:29	
Vinyl chloride	ug/kg	ND	5.0	06/26/14 22:29	
1,2-Dichloroethane-d4 (S)	%	97	75-129	06/26/14 22:29	
4-Bromofluorobenzene (S)	%	97	76-123	06/26/14 22:29	
Toluene-d8 (S)	%	100	80-120	06/26/14 22:29	

LABORATORY CONTROL SAMPLE: 1401488

Parameter	Units	Spike Conc.	LCS Result	LCS % Rec	% Rec Limits	Qualifiers
cis-1,2-Dichloroethene	ug/kg	100	92.7	93	76-124	
Methylene chloride	ug/kg	100	113	113	70-123	
Trichloroethene	ug/kg	100	90.9	91	80-120	
Vinyl chloride	ug/kg	100	92.7	93	57-132	
1,2-Dichloroethane-d4 (S)	%			102	75-129	
4-Bromofluorobenzene (S)	%			100	76-123	
Toluene-d8 (S)	%			100	80-120	

Results presented on this page are in the units indicated by the "Units" column except where an alternate unit is presented to the right of the result.

REPORT OF LABORATORY ANALYSIS

This report shall not be reproduced, except in full,
without the written consent of Pace Analytical Services, Inc..

Pace Analytical Services, Inc.
9608 Loiret Blvd.
Lenexa, KS 66219
(913)599-5665

QUALITY CONTROL DATA

Project: FORT SMITH, AR
Pace Project No.: 60172280

QC Batch: MSV/62998 Analysis Method: EPA 8260
QC Batch Method: EPA 8260 Analysis Description: 8260 MSV 5035A Volatile Organics
Associated Lab Samples: 60172280001, 60172280002, 60172280003

METHOD BLANK: 1410713 Matrix: Solid
Associated Lab Samples: 60172280001, 60172280002, 60172280003

Parameter	Units	Blank Result	Reporting Limit	Analyzed	Qualifiers
1,1,1-Trichloroethane	ug/kg	ND	5.0	07/15/14 18:03	
1,1,2,2-Tetrachloroethane	ug/kg	ND	5.0	07/15/14 18:03	
1,1,2-Trichloroethane	ug/kg	ND	5.0	07/15/14 18:03	
1,1-Dichloroethane	ug/kg	ND	5.0	07/15/14 18:03	
1,1-Dichloroethene	ug/kg	ND	5.0	07/15/14 18:03	
1,2-Dichloroethane	ug/kg	ND	5.0	07/15/14 18:03	
1,2-Dichloropropane	ug/kg	ND	5.0	07/15/14 18:03	
2-Butanone (MEK)	ug/kg	ND	10.0	07/15/14 18:03	
2-Hexanone	ug/kg	ND	20.0	07/15/14 18:03	
4-Methyl-2-pentanone (MIBK)	ug/kg	ND	10.0	07/15/14 18:03	
Acetone	ug/kg	ND	20.0	07/15/14 18:03	
Benzene	ug/kg	ND	5.0	07/15/14 18:03	
Bromodichloromethane	ug/kg	ND	5.0	07/15/14 18:03	
Bromoform	ug/kg	ND	5.0	07/15/14 18:03	
Bromomethane	ug/kg	ND	5.0	07/15/14 18:03	
Carbon disulfide	ug/kg	ND	5.0	07/15/14 18:03	
Carbon tetrachloride	ug/kg	ND	5.0	07/15/14 18:03	
Chlorobenzene	ug/kg	ND	5.0	07/15/14 18:03	
Chloroethane	ug/kg	ND	5.0	07/15/14 18:03	
Chloroform	ug/kg	ND	5.0	07/15/14 18:03	
Chloromethane	ug/kg	ND	5.0	07/15/14 18:03	
cis-1,2-Dichloroethene	ug/kg	ND	5.0	07/15/14 18:03	
cis-1,3-Dichloropropene	ug/kg	ND	5.0	07/15/14 18:03	
Dibromochloromethane	ug/kg	ND	5.0	07/15/14 18:03	
Ethylbenzene	ug/kg	ND	5.0	07/15/14 18:03	
Methylene chloride	ug/kg	ND	5.0	07/15/14 18:03	
Styrene	ug/kg	ND	5.0	07/15/14 18:03	
Tetrachloroethene	ug/kg	ND	5.0	07/15/14 18:03	
Toluene	ug/kg	ND	5.0	07/15/14 18:03	
trans-1,2-Dichloroethene	ug/kg	ND	5.0	07/15/14 18:03	
trans-1,3-Dichloropropene	ug/kg	ND	5.0	07/15/14 18:03	
Trichloroethene	ug/kg	ND	5.0	07/15/14 18:03	
Vinyl chloride	ug/kg	ND	5.0	07/15/14 18:03	
Xylene (Total)	ug/kg	ND	5.0	07/15/14 18:03	
1,2-Dichloroethane-d4 (S)	%	102	75-129	07/15/14 18:03	
4-Bromofluorobenzene (S)	%	100	76-123	07/15/14 18:03	
Toluene-d8 (S)	%	99	80-120	07/15/14 18:03	

Results presented on this page are in the units indicated by the "Units" column except where an alternate unit is presented to the right of the result.

REPORT OF LABORATORY ANALYSIS

This report shall not be reproduced, except in full,
without the written consent of Pace Analytical Services, Inc..

Pace Analytical Services, Inc.
9608 Loiret Blvd.
Lenexa, KS 66219
(913)599-5665

QUALITY CONTROL DATA

Project: FORT SMITH, AR
Pace Project No.: 60172280

LABORATORY CONTROL SAMPLE: 1410714

Parameter	Units	Spike Conc.	LCS Result	LCS % Rec	% Rec Limits	Qualifiers
1,1,1-Trichloroethane	ug/kg	100	94.2	94	77-126	
1,1,2,2-Tetrachloroethane	ug/kg	100	90.0	90	73-120	
1,1,2-Trichloroethane	ug/kg	100	88.6	89	76-120	
1,1-Dichloroethane	ug/kg	100	89.7	90	71-120	
1,1-Dichloroethene	ug/kg	100	89.4	89	76-130	
1,2-Dichloroethane	ug/kg	100	94.7	95	78-120	
1,2-Dichloropropane	ug/kg	100	89.6	90	80-120	
2-Butanone (MEK)	ug/kg	500	466	93	55-135	
2-Hexanone	ug/kg	500	473	95	57-136	
4-Methyl-2-pentanone (MIBK)	ug/kg	500	483	97	71-128	
Acetone	ug/kg	500	458	92	43-144	
Benzene	ug/kg	100	89.3	89	80-120	
Bromodichloromethane	ug/kg	100	93.6	94	80-120	
Bromoform	ug/kg	100	96.3	96	75-124	
Bromomethane	ug/kg	100	105	105	38-150	
Carbon disulfide	ug/kg	100	100	100	58-137	
Carbon tetrachloride	ug/kg	100	92.6	93	75-140	
Chlorobenzene	ug/kg	100	87.1	87	80-120	
Chloroethane	ug/kg	100	96.4	96	65-127	
Chloroform	ug/kg	100	93.5	94	74-120	
Chloromethane	ug/kg	100	111	111	39-138	
cis-1,2-Dichloroethene	ug/kg	100	85.0	85	76-124	
cis-1,3-Dichloropropene	ug/kg	100	92.4	92	82-120	
Dibromochloromethane	ug/kg	100	92.8	93	80-124	
Ethylbenzene	ug/kg	100	87.8	88	80-120	
Methylene chloride	ug/kg	100	83.9	84	70-123	
Styrene	ug/kg	100	89.3	89	79-120	
Tetrachloroethene	ug/kg	100	84.9	85	78-128	
Toluene	ug/kg	100	87.9	88	79-120	
trans-1,2-Dichloroethene	ug/kg	100	87.3	87	76-124	
trans-1,3-Dichloropropene	ug/kg	100	89.7	90	80-124	
Trichloroethene	ug/kg	100	88.6	89	80-120	
Vinyl chloride	ug/kg	100	97.6	98	57-132	
Xylene (Total)	ug/kg	300	261	87	79-120	
1,2-Dichloroethane-d4 (S)	%			100	75-129	
4-Bromofluorobenzene (S)	%			99	76-123	
Toluene-d8 (S)	%			101	80-120	

Results presented on this page are in the units indicated by the "Units" column except where an alternate unit is presented to the right of the result.

REPORT OF LABORATORY ANALYSIS

This report shall not be reproduced, except in full,
without the written consent of Pace Analytical Services, Inc..

Pace Analytical Services, Inc.
9608 Loiret Blvd.
Lenexa, KS 66219
(913)599-5665

QUALITY CONTROL DATA

Project: FORT SMITH, AR
Pace Project No.: 60172280

QC Batch: PMST/9764 Analysis Method: ASTM D2974
QC Batch Method: ASTM D2974 Analysis Description: Dry Weight/Percent Moisture
Associated Lab Samples: 60172280004, 60172280005, 60172280006, 60172280008, 60172280009, 60172280010

METHOD BLANK: 1400860 Matrix: Solid
Associated Lab Samples: 60172280004, 60172280005, 60172280006, 60172280008, 60172280009, 60172280010

Parameter	Units	Blank Result	Reporting Limit	Analyzed	Qualifiers
Percent Moisture	%	ND	0.50	06/25/14 00:00	

SAMPLE DUPLICATE: 1400861

Parameter	Units	7516259001 Result	Dup Result	RPD	Max RPD	Qualifiers
Percent Moisture	%		14.1			

Results presented on this page are in the units indicated by the "Units" column except where an alternate unit is presented to the right of the result.

REPORT OF LABORATORY ANALYSIS

This report shall not be reproduced, except in full,
without the written consent of Pace Analytical Services, Inc..

Pace Analytical Services, Inc.
9608 Loiret Blvd.
Lenexa, KS 66219
(913)599-5665

QUALITY CONTROL DATA

Project: FORT SMITH, AR
Pace Project No.: 60172280

QC Batch: PMST/9766 Analysis Method: ASTM D2974
QC Batch Method: ASTM D2974 Analysis Description: Dry Weight/Percent Moisture
Associated Lab Samples: 60172280011, 60172280012, 60172280013

METHOD BLANK: 1401289 Matrix: Solid
Associated Lab Samples: 60172280011, 60172280012, 60172280013

Parameter	Units	Blank Result	Reporting Limit	Analyzed	Qualifiers
Percent Moisture	%	ND	0.50	06/26/14 00:00	

SAMPLE DUPLICATE: 1401290

Parameter	Units	60171814027 Result	Dup Result	RPD	Max RPD	Qualifiers
Percent Moisture	%	17.0	17.4	2	20	

Results presented on this page are in the units indicated by the "Units" column except where an alternate unit is presented to the right of the result.

REPORT OF LABORATORY ANALYSIS

This report shall not be reproduced, except in full,
without the written consent of Pace Analytical Services, Inc..

Pace Analytical Services, Inc.
9608 Loiret Blvd.
Lenexa, KS 66219
(913)599-5665

QUALITY CONTROL DATA

Project: FORT SMITH, AR
Pace Project No.: 60172280

QC Batch: PMST/9831 Analysis Method: ASTM D2974
QC Batch Method: ASTM D2974 Analysis Description: Dry Weight/Percent Moisture
Associated Lab Samples: 60172280001, 60172280002, 60172280003

METHOD BLANK: 1411285 Matrix: Solid
Associated Lab Samples: 60172280001, 60172280002, 60172280003

Parameter	Units	Blank Result	Reporting Limit	Analyzed	Qualifiers
Percent Moisture	%	ND	0.50	07/16/14 00:00	

SAMPLE DUPLICATE: 1411286

Parameter	Units	60172280001 Result	Dup Result	RPD	Max RPD	Qualifiers
Percent Moisture	%	11.7	11.6	1	20	

Results presented on this page are in the units indicated by the "Units" column except where an alternate unit is presented to the right of the result.

REPORT OF LABORATORY ANALYSIS

This report shall not be reproduced, except in full,
without the written consent of Pace Analytical Services, Inc..

Pace Analytical Services, Inc.
9608 Loiret Blvd.
Lenexa, KS 66219
(913)599-5665

QUALIFIERS

Project: FORT SMITH, AR
Pace Project No.: 60172280

DEFINITIONS

DF - Dilution Factor, if reported, represents the factor applied to the reported data due to changes in sample preparation, dilution of the sample aliquot, or moisture content.

ND - Not Detected at or above adjusted reporting limit.

J - Estimated concentration above the adjusted method detection limit and below the adjusted reporting limit.

MDL - Adjusted Method Detection Limit.

PQL - Practical Quantitation Limit.

RL - Reporting Limit.

S - Surrogate

1,2-Diphenylhydrazine (8270 listed analyte) decomposes to Azobenzene.

Consistent with EPA guidelines, unrounded data are displayed and have been used to calculate % recovery and RPD values.

LCS(D) - Laboratory Control Sample (Duplicate)

MS(D) - Matrix Spike (Duplicate)

DUP - Sample Duplicate

RPD - Relative Percent Difference

NC - Not Calculable.

SG - Silica Gel - Clean-Up

U - Indicates the compound was analyzed for, but not detected.

N-Nitrosodiphenylamine decomposes and cannot be separated from Diphenylamine using Method 8270. The result reported for each analyte is a combined concentration.

Pace Analytical is TNI accredited. Contact your Pace PM for the current list of accredited analytes.

TNI - The NELAC Institute.

BATCH QUALIFIERS

Batch: MSV/62575

[M5] A matrix spike/matrix spike duplicate was not performed for this batch due to insufficient sample volume.

Batch: MSV/62603

[M5] A matrix spike/matrix spike duplicate was not performed for this batch due to insufficient sample volume.

Batch: MSV/62998

[M5] A matrix spike/matrix spike duplicate was not performed for this batch due to insufficient sample volume.

ANALYTE QUALIFIERS

E Analyte concentration exceeded the calibration range. The reported result is estimated.

H1 Analysis conducted outside the EPA method holding time.

This report shall not be reproduced, except in full,
without the written consent of Pace Analytical Services, Inc..

Pace Analytical Services, Inc.
9608 Loiret Blvd.
Lenexa, KS 66219
(913)599-5665

QUALITY CONTROL DATA CROSS REFERENCE TABLE

Project: FORT SMITH, AR
Pace Project No.: 60172280

Lab ID	Sample ID	QC Batch Method	QC Batch	Analytical Method	Analytical Batch
60172280001	**MW-87 (4.5 FT) - 062014**	EPA 8260	MSV/62998		
60172280002	**MW-87 (15.0 FT) - 062014**	EPA 8260	MSV/62998		
60172280003	**MW-91 (12.5 FT) - 062014**	EPA 8260	MSV/62998		
60172280004	**DP-23 (4.5 FT) - 062014**	EPA 8260	MSV/62575		
60172280004	**DP-23 (4.5 FT) - 062014**	EPA 8260	MSV/62603		
60172280005	**DP-23 (10.0 FT) - 062014**	EPA 8260	MSV/62575		
60172280005	**DP-23 (10.0 FT) - 062014**	EPA 8260	MSV/62603		
60172280006	**DP-23 (15.0 FT) - 062014**	EPA 8260	MSV/62575		
60172280006	**DP-23 (15.0 FT) - 062014**	EPA 8260	MSV/62603		
60172280008	**DP-23 (20.5 FT) - 062014**	EPA 8260	MSV/62575		
60172280008	**DP-23 (20.5 FT) - 062014**	EPA 8260	MSV/62603		
60172280009	**DP-28 (4.5 FT) - 062014**	EPA 8260	MSV/62575		
60172280009	**DP-28 (4.5 FT) - 062014**	EPA 8260	MSV/62603		
60172280010	**DP-28 (7.5 FT) - 062014**	EPA 8260	MSV/62575		
60172280010	**DP-28 (7.5 FT) - 062014**	EPA 8260	MSV/62603		
60172280011	**DP-28 (12.0 FT) - 062014**	EPA 8260	MSV/62575		
60172280011	**DP-28 (12.0 FT) - 062014**	EPA 8260	MSV/62603		
60172280012	**DP-28 (17.0 FT) - 062014**	EPA 8260	MSV/62575		
60172280012	**DP-28 (17.0 FT) - 062014**	EPA 8260	MSV/62603		
60172280013	**DP-28 (20.5 FT) - 062015**	EPA 8260	MSV/62575		
60172280013	**DP-28 (20.5 FT) - 062015**	EPA 8260	MSV/62603		
60172280001	**MW-87 (4.5 FT) - 062014**	ASTM D2974	PMST/9831		
60172280002	**MW-87 (15.0 FT) - 062014**	ASTM D2974	PMST/9831		
60172280003	**MW-91 (12.5 FT) - 062014**	ASTM D2974	PMST/9831		
60172280005	**DP-23 (10.0 FT) - 062014**	ASTM D2974	PMST/9764		
60172280008	**DP-23 (20.5 FT) - 062014**	ASTM D2974	PMST/9764		
60172280009	**DP-28 (4.5 FT) - 062014**	ASTM D2974	PMST/9764		
60172280010	**DP-28 (7.5 FT) - 062014**	ASTM D2974	PMST/9764		
60172280011	**DP-28 (12.0 FT) - 062014**	ASTM D2974	PMST/9766		
60172280012	**DP-28 (17.0 FT) - 062014**	ASTM D2974	PMST/9766		
60172280013	**DP-28 (20.5 FT) - 062015**	ASTM D2974	PMST/9766		

This report shall not be reproduced, except in full,
without the written consent of Pace Analytical Services, Inc..

Pace Analytical
www.pacelabs.com

Sample Condition Upon Receipt

WO#: 60172280

60172280

Client Name: Environ

Optional
Proj Due Date:
Proj Name:

Courier: Fed Ex ☒ UPS ☐ USPS ☐ Client ☐ Commercial ☐ Pace ☐ Other ☐

Tracking #: 8043 8677 8990 Pace Shipping Label Used? Yes ☒ No ☐ (Knight)

Custody Seal on Cooler/Box Present: Yes ☑ No ☐ Seals intact: Yes ☑ No ☐

Packing Material: Bubble Wrap ☑ Bubble Bags ☐ Foam ☐ None ☐ Other ☐

Thermometer Used: ~~T-239~~ / T-194 **Type of Ice:** (Wet) Blue None ☐ Samples received on ice, cooling process has begun.
(circle one)

Cooler Temperature: 2.4

Date and initials of person examining contents: DRS 6/25/19 935

Temperature should be above freezing to 6°C

Chain of Custody present:	☑Yes ☐No ☐N/A	1.
Chain of Custody filled out:	☑Yes ☐No ☐N/A	2.
Chain of Custody relinquished:	☑Yes ☐No ☐N/A	3.
Sampler name & signature on COC:	☑Yes ☐No ☐N/A	4.
Samples arrived within holding time:	☑Yes ☐No ☐N/A	5.
Short Hold Time analyses (<72hr):	☐Yes ☒No ☐N/A	6.
Rush Turn Around Time requested:	☑Yes ☐No ☐N/A	7. 3 day TAT
Sufficient volume:	☑Yes ☐No ☐N/A	8.
Correct containers used:	☑Yes ☐No ☐N/A	
Pace containers used:	☑Yes ☐No ☐N/A	9.
Containers intact:	☑Yes ☐No ☐N/A	10.
Unpreserved 5035A soils frozen w/in 48hrs?	☐Yes ☐No ☒N/A	11.
Filtered volume received for dissolved tests?	☐Yes ☐No ☒N/A	12.
Sample labels match COC:	☑Yes ☐No ☐N/A	
Includes date/time/ID/analyses Matrix: ~~water~~ soil		13.
All containers needing preservation have been checked.	☐Yes ☐No ☒N/A	
All containers needing preservation are found to be in compliance with EPA recommendation.	☐Yes ☐No ☒N/A	14.
Exceptions: VOA, coliform, TOC, O&G, WI-DRO (water), Phenolics	☑Yes ☐No	Initial when completed MS / Lot # of added preservative
Trip Blank present:	☑Yes ☐No ☐N/A	
Pace Trip Blank lot # (if purchased): 111813-3		15.
Headspace in VOA vials (>6mm):	☐Yes ☑No ☐N/A	16.
Project sampled in USDA Regulated Area:	☐Yes ☒No ☐N/A	17. List State: Fort Smith, AR

Client Notification/ Resolution: Copy COC to Client? Y / (N) Field Data Required? Y / (N)

Person Contacted: _____ Date/Time: _____

Comments/ Resolution: _____

Project Manager Review: CA for (MJD) Date: 6/25

Pace Analytical
www.pacelabs.com

CHAIN-OF-CUSTODY / Analytical Request Document

The Chain-of-Custody is a LEGAL DOCUMENT. All relevant fields must be completed accurately.

Page: 1 of 2

Section A Required Client Information:		Section B Required Project Information:		Section C Invoice Information:	
Company:	Environ	Report To:	Wendy Stonestreet	Attention:	Tamara Gleason
Address:	7500 College Blvd., Ste. 925	Copy To:	Tamara Gleason	Company Name:	ENVIRON
	Overland Park, KS 66210		tgleason@environcorp.com	Address:	
Email To:	wstonestreet@environcorp.com	Purchase Order No.:		Pace Quote Reference:	
Phone:	913-553-5926 Fax:	Project Name:	Fort Smith, AR	Pace Project Manager:	MJ Walls
Requested Due Date/TAT:	3-Day TAT	Project Number:	3433233A	Pace Profile #:	7444, line 1

REGULATORY AGENCY

☐ NPDES ☐ GROUND WATER ☐ DRINKING WATER
☐ UST ☐ RCRA ☐ OTHER

Site Location STATE: AR

Section D Required Client Information

Valid Matrix Codes

MATRIX	CODE
DRINKING WATER	DW
WATER	WT
WASTE WATER	WW
PRODUCT	P
SOIL/SOLID	SL
OIL	OL
WIPE	WP
AIR	AR
OTHER	OT
TISSUE	TS

SAMPLE ID (A-Z, 0-9 / ,-) Sample IDs MUST BE UNIQUE

Requested Analysis Filtered (Y/N): Y/N N

ITEM #	SAMPLE ID	MATRIX CODE (see valid codes to left)	SAMPLE TYPE (G=GRAB C=COMP)	COLLECTED COMPOSITE START DATE	COLLECTED COMPOSITE START TIME	COLLECTED COMPOSITE END/GRAB DATE	COLLECTED COMPOSITE END/GRAB TIME	SAMPLE TEMP AT COLLECTION	# OF CONTAINERS	Preservatives: Unpreserved	H_2SO_4	HNO_3	HCl	NaOH	$Na_2S_2O_3$	Methanol	Other	Analysis Test	8260 client specific list	Residual Chlorine (Y/N)	Pace Project No./ Lab I.D.
1	MW-87 (4.5 FT) -062014	SL	G			6/24/14	0740		5	X						X	X		X	2(NEGA) 1(BPGN) 1(DEGN) 1(DEGB)	Hold 01
2	MW-87 (15.0 FT) -062014						0755														Hold 02
3	MW-91 (12.5 FT) -062014						0956														Hold 03
4	DP-23 (4.5 FT) -062014						1320														04
5	DP-23 (10.0 FT) -062014						1335														05
6	DP-23 (15.0 FT) -062014						1340														06
7	DP-23 (17.5 FT) -062014						1355														07
8	DP-23 (20.5 FT) -062014						1410														08
9	DP-28 (4.5 FT) -062014						1450														09
10	DP-28 (7.5 FT) -062014						1500														010
11	DP-28 (12.0 FT) -062014						1510														011
12	DP-28 (17.0 FT) -062014						1520														012

60172280

ADDITIONAL COMMENTS	RELINQUISHED BY / AFFILIATION	DATE	TIME	ACCEPTED BY / AFFILIATION	DATE	TIME	SAMPLE CONDITIONS: Temp in °C	Received on Ice (Y/N)	Custody Sealed Cooler (Y/N)	Samples Intact (Y/N)
3-Day TAT	[signature] / ENVIRON	6/24/14	1750	[signature] / Pace	6/25/14	815	2.4	Y	Y	Y
See samples for hold										

SAMPLER NAME AND SIGNATURE

PRINT Name of SAMPLER: Nick Zurweller

SIGNATURE of SAMPLER: [signature] DATE Signed (MM/DD/YY): 6/24/14

*Important Note: By signing this form you are accepting Pace's NET 30 day payment terms and agreeing to late charges of 1.5% per month for any invoices not paid within 30 days.

F-ALL-Q-020rev.07, 15-Feb-2007

Pace Analytical
www.pacelabs.com

CHAIN-OF-CUSTODY / Analytical Request Document

The Chain-of-Custody is a LEGAL DOCUMENT. All relevant fields must be completed accurately.

Section A Required Client Information:

Company:	Environ
Address:	7500 College Blvd., Ste. 925
	Overland Park, KS 66210
Email To:	wstonestreet@environcorp.com
Phone: 913-553-5926	Fax:
Requested Due Date/TAT:	3-Day TAT

Section B Required Project Information:

Report To:	Wendy Stonestreet
Copy To:	Tamara Gleason
	tgleason@environcorp.com
Purchase Order No.:	
Project Name:	Fort Smith, AR
Project Number:	3433233A

Section C Invoice Information:

Attention:	Tamara Gleason
Company Name:	ENVIRON
Address:	
Pace Quote Reference:	
Pace Project Manager:	MJ Walls
Pace Profile #:	7444, line 1

REGULATORY AGENCY

☐ NPDES ☐ GROUND WATER ☐ DRINKING WATER
☐ UST ☐ RCRA ☐ OTHER _____

Site Location STATE: AR

Section D Required Client Information

Valid Matrix Codes

MATRIX	CODE
DRINKING WATER	DW
WATER	WT
WASTE WATER	WW
PRODUCT	P
SOIL/SOLID	SL
OIL	OL
WIPE	WP
AIR	AR
OTHER	OT
TISSUE	TS

SAMPLE ID
(A-Z, 0-9 / ,-)
Sample IDs MUST BE UNIQUE

Requested Analysis Filtered (Y/N)

ITEM #	SAMPLE ID	MATRIX CODE (see valid codes to left)	SAMPLE TYPE (G=GRAB C=COMP)	COLLECTED COMPOSITE START DATE	COLLECTED COMPOSITE START TIME	COLLECTED COMPOSITE END/GRAB DATE	COLLECTED COMPOSITE END/GRAB TIME	SAMPLE TEMP AT COLLECTION	# OF CONTAINERS	Preservatives: Unpreserved	H_2SO_4	HNO_3	HCl	NaOH	$Na_2S_2O_3$	Methanol	Other	Analysis Test Y/N	8260 client specific list	Residual Chlorine (Y/N)	Pace Project No./ Lab I.D.
1	DP-28(20.5 FT)-062014	SL	G			6/24/14	1540		5	X						X	X		X		2(VOA) 1(8260) 1(Nam) 1(DG8) 003
2	DP-28(26.5 FT)-062014	↓	↓			↓	1550			↓						↓	↓		↓		↓ 004
3	Trip Blank 02-062014	WT																			2(VOA) 005
4	Temp Blank																				
5																					
6																					
7																					
8																					
9																					
10																					
11																					
12																					

ADDITIONAL COMMENTS	RELINQUISHED BY / AFFILIATION	DATE	TIME	ACCEPTED BY / AFFILIATION	DATE	TIME	SAMPLE CONDITIONS			
3-Day TAT	/ENVIRON	6/24/14	1750	/Pace	6/25/14	815	2.4	Y	Y	Y

SAMPLER NAME AND SIGNATURE

PRINT Name of SAMPLER: Nick Zurweller

SIGNATURE of SAMPLER: _____ DATE Signed (MM/DD/YY): 6/24/14

Temp in °C	Received on Ice (Y/N)	Custody Sealed Cooler (Y/N)	Samples Intact (Y/N)

*Important Note: By signing this form you are accepting Pace's NET 30 day payment terms and agreeing to late charges of 1.5% per month for any invoices not paid within 30 days.

Pace Analytical Services, Inc.
9608 Loiret Blvd.
Lenexa, KS 66219
(913)599-5665

July 21, 2014

Wendy Stonestreet
Environ International Corporation
7500 College Blvd Ste 925
Overland Park, KS 66210

RE: Project: Fort Smith
Pace Project No.: 60172418

Dear Wendy Stonestreet:
Enclosed are the analytical results for sample(s) received by the laboratory on June 26, 2014. The results relate only to the samples included in this report. Results reported herein conform to the most current TNI standards and the laboratory's Quality Assurance Manual, where applicable, unless otherwise noted in the body of the report.

Amended report, REV-2 on 7/18/14, for additional 8260 testing per the clients request.

Amended report, REV-3 on 7/21/14, for reanalysis due to carryover on samples 026 and 027.

If you have any questions concerning this report, please feel free to contact me.

Sincerely,

Mary Jane Walls
maryjane.walls@pacelabs.com
PM Lab Management

Enclosures

cc: EDD, Environ_AR
Tamara Gleason, ENVIRON International Corporation

This report shall not be reproduced, except in full,
without the written consent of Pace Analytical Services, Inc..

Pace Analytical Services, Inc.
9608 Loiret Blvd.
Lenexa, KS 66219
(913)599-5665

CERTIFICATIONS

Project: Fort Smith
Pace Project No.: 60172418

Kansas Certification IDs
9608 Loiret Boulevard, Lenexa, KS 66219
WY STR Certification #: 2456.01
Arkansas Certification #: 13-012-0
Illinois Certification #: 003097
Iowa Certification #: 118
Kansas/NELAP Certification #: E-10116
Louisiana Certification #: 03055
Nevada Certification #: KS000212008A
Oklahoma Certification #: 9205/9935
Texas Certification #: T104704407
Utah Certification #: KS00021

This report shall not be reproduced, except in full,
without the written consent of Pace Analytical Services, Inc..

Pace Analytical Services, Inc.
9608 Loiret Blvd.
Lenexa, KS 66219
(913)599-5665

SAMPLE SUMMARY

Project: Fort Smith
Pace Project No.: 60172418

Lab ID	Sample ID	Matrix	Date Collected	Date Received
60172418001	DP-33 (2.0 FT) - 062014	Solid	06/25/14 07:25	06/26/14 02:03
60172418002	DP-33 (5.5 FT) - 062014	Solid	06/25/14 07:40	06/26/14 02:03
60172418003	DP-33 (11.5 FT) - 062014	Solid	06/25/14 07:50	06/26/14 02:03
60172418004	DP-33 (18.0 FT) - 062014	Solid	06/25/14 08:00	06/26/14 02:03
60172418005	DP-33 (21.5 FT) - 062014	Solid	06/25/14 08:20	06/26/14 02:03
60172418006	DP-33 (21.5 FT) - 062014-DUP	Solid	06/25/14 08:20	06/26/14 02:03
60172418007	DP-24 (3.0 FT) - 062014	Solid	06/25/14 08:55	06/26/14 02:03
60172418008	DP-24 (9.5 FT) - 062014	Solid	06/25/14 09:10	06/26/14 02:03
60172418009	DP-24 (12.0 FT) - 062014	Solid	06/25/14 09:25	06/26/14 02:03
60172418010	DP-24 (18.0 FT) - 062014	Solid	06/25/14 09:35	06/26/14 02:03
60172418011	DP-24 (20.5 FT) - 062014	Solid	06/25/14 09:50	06/26/14 02:03
60172418012	DP-24 (27.0 FT) - 062014	Solid	06/25/14 09:55	06/26/14 02:03
60172418013	DP-29 (3.0 FT) - 062014	Solid	06/25/14 10:25	06/26/14 02:03
60172418014	DP-29 (9.0 FT) - 062014	Solid	06/25/14 10:35	06/26/14 02:03
60172418015	DP-29 (14.5 FT) - 062014	Solid	06/25/14 10:50	06/26/14 02:03
60172418016	DP-29 (17.0 FT) - 062014	Solid	06/25/14 11:00	06/26/14 02:03
60172418017	DP-29 (17.0 FT) - 062014-DUP	Solid	06/25/14 11:00	06/26/14 02:03
60172418018	DP-29 (20.5 FT) - 062014	Solid	06/25/14 11:20	06/26/14 02:03
60172418019	DP-30 (4.5 FT) - 062014	Solid	06/25/14 13:20	06/26/14 02:03
60172418020	DP-30 (8.0 FT) - 062014	Solid	06/25/14 13:35	06/26/14 02:03
60172418021	DP-30 (13.5 FT) - 062014	Solid	06/25/14 13:45	06/26/14 02:03
60172418022	DP-30 (16.5 FT) - 062015	Solid	06/25/14 13:55	06/26/14 02:03
60172418023	DP-30 (22.0 FT) - 062014	Solid	06/25/14 14:15	06/26/14 02:03
60172418024	DP-30 (22.0 FT) - 062014-DUP	Solid	06/25/14 14:15	06/26/14 02:03
60172418025	DP-35 (4.5 FT) - 062014	Solid	06/25/14 14:50	06/26/14 02:03
60172418026	DP-35 (8.0 FT) - 062014	Solid	06/25/14 15:05	06/26/14 02:03
60172418027	DP-35 (13.0 FT) - 062014	Solid	06/25/14 15:20	06/26/14 02:03
60172418028	DP-35 (17.0 FT) - 062014	Solid	06/25/14 15:30	06/26/14 02:03
60172418029	DP-35 (21.5 FT) - 062014	Solid	06/25/14 15:45	06/26/14 02:03
60172418030	TRIP BLANK 03-062014	Solid	06/25/14 15:45	06/26/14 02:03

REPORT OF LABORATORY ANALYSIS

This report shall not be reproduced, except in full,
without the written consent of Pace Analytical Services, Inc..

Pace Analytical Services, Inc.
9608 Loiret Blvd.
Lenexa, KS 66219
(913)599-5665

SAMPLE ANALYTE COUNT

Project: Fort Smith
Pace Project No.: 60172418

Lab ID	Sample ID	Method	Analysts	Analytes Reported
60172418001	DP-33 (2.0 FT) - 062014	EPA 8260	JKL	37
		ASTM D2974	DWC	1
60172418002	DP-33 (5.5 FT) - 062014	EPA 8260	JKL	37
		ASTM D2974	DWC	1
60172418003	DP-33 (11.5 FT) - 062014	EPA 8260	JKL	37
		ASTM D2974	DWC	1
60172418004	DP-33 (18.0 FT) - 062014	ASTM D2974	DWC	1
60172418005	DP-33 (21.5 FT) - 062014	EPA 8260	JKL	37
		ASTM D2974	DWC	1
60172418006	DP-33 (21.5 FT) - 062014-DUP	EPA 8260	JKL	37
		ASTM D2974	DWC	1
60172418007	DP-24 (3.0 FT) - 062014	ASTM D2974	DWC	1
60172418008	DP-24 (9.5 FT) - 062014	EPA 8260	JKL	37
		ASTM D2974	DWC	1
60172418009	DP-24 (12.0 FT) - 062014	EPA 8260	JKL	37
		ASTM D2974	DWC	1
60172418010	DP-24 (18.0 FT) - 062014	EPA 8260	JKL	37
		ASTM D2974	DWC	1
60172418011	DP-24 (20.5 FT) - 062014	EPA 8260	JKL	37
		ASTM D2974	DWC	1
60172418012	DP-24 (27.0 FT) - 062014	EPA 8260	JKL	37
		ASTM D2974	DWC	1
60172418013	DP-29 (3.0 FT) - 062014	EPA 8260	JKL	37
		ASTM D2974	DWC	1
60172418014	DP-29 (9.0 FT) - 062014	EPA 8260	JKL	37
		ASTM D2974	DWC	1
60172418015	DP-29 (14.5 FT) - 062014	EPA 8260	JKL	37
		ASTM D2974	DWC	1
60172418016	DP-29 (17.0 FT) - 062014	ASTM D2974	DWC	1
60172418017	DP-29 (17.0 FT) - 062014-DUP	ASTM D2974	DWC	1
60172418018	DP-29 (20.5 FT) - 062014	EPA 8260	JKL	37
		ASTM D2974	DWC	1
60172418019	DP-30 (4.5 FT) - 062014	EPA 8260	JKL	37
		ASTM D2974	DWC	1
60172418020	DP-30 (8.0 FT) - 062014	EPA 8260	JKL	37
		ASTM D2974	DWC	1
60172418021	DP-30 (13.5 FT) - 062014	EPA 8260	JKL	37

REPORT OF LABORATORY ANALYSIS

This report shall not be reproduced, except in full,
without the written consent of Pace Analytical Services, Inc..

Pace Analytical Services, Inc.
9608 Loiret Blvd.
Lenexa, KS 66219
(913)599-5665

SAMPLE ANALYTE COUNT

Project: Fort Smith
Pace Project No.: 60172418

Lab ID	Sample ID	Method	Analysts	Analytes Reported
		ASTM D2974	DWC	1
60172418022	**DP-30 (16.5 FT) - 062015**	ASTM D2974	DWC	1
60172418023	**DP-30 (22.0 FT) - 062014**	EPA 8260	JKL	37
		ASTM D2974	DWC	1
60172418024	**DP-30 (22.0 FT) - 062014-DUP**	EPA 8260	JKL	37
		ASTM D2974	DWC	1
60172418025	**DP-35 (4.5 FT) - 062014**	ASTM D2974	DWC	1
60172418026	**DP-35 (8.0 FT) - 062014**	EPA 8260	JKL	37
		ASTM D2974	DWC	1
60172418027	**DP-35 (13.0 FT) - 062014**	EPA 8260	JKL	37
		ASTM D2974	DWC	1
60172418028	**DP-35 (17.0 FT) - 062014**	EPA 8260	JKL	37
		ASTM D2974	DWC	1
60172418029	**DP-35 (21.5 FT) - 062014**	EPA 8260	JKL	37
		ASTM D2974	DWC	1
60172418030	**TRIP BLANK 03-062014**	EPA 8260	JKL	37

This report shall not be reproduced, except in full,
without the written consent of Pace Analytical Services, Inc..

Pace Analytical Services, Inc.
9608 Loiret Blvd.
Lenexa, KS 66219
(913)599-5665

PROJECT NARRATIVE

Project: Fort Smith
Pace Project No.: 60172418

Method: **EPA 8260**
Description: 8260 MSV 5035A VOA
Client: Environ_AR
Date: July 21, 2014

General Information:
24 samples were analyzed for EPA 8260. All samples were received in acceptable condition with any exceptions noted below.

Hold Time:
The samples were analyzed within the method required hold times with any exceptions noted below.

H1: Analysis conducted outside the EPA method holding time.
- DP-24 (12.0 FT) - 062014 (Lab ID: 60172418009)
- DP-24 (27.0 FT) - 062014 (Lab ID: 60172418012)
- DP-24 (9.5 FT) - 062014 (Lab ID: 60172418008)
- DP-29 (14.5 FT) - 062014 (Lab ID: 60172418015)
- DP-29 (3.0 FT) - 062014 (Lab ID: 60172418013)
- DP-30 (4.5 FT) - 062014 (Lab ID: 60172418019)
- DP-30 (8.0 FT) - 062014 (Lab ID: 60172418020)
- DP-33 (11.5 FT) - 062014 (Lab ID: 60172418003)
- DP-33 (2.0 FT) - 062014 (Lab ID: 60172418001)
- DP-35 (13.0 FT) - 062014 (Lab ID: 60172418027)
- DP-35 (8.0 FT) - 062014 (Lab ID: 60172418026)

Initial Calibrations (including MS Tune as applicable):
All criteria were within method requirements with any exceptions noted below.

Continuing Calibration:
All criteria were within method requirements with any exceptions noted below.

Internal Standards:
All internal standards were within QC limits with any exceptions noted below.

Surrogates:
All surrogates were within QC limits with any exceptions noted below.

Method Blank:
All analytes were below the report limit in the method blank, where applicable, with any exceptions noted below.

QC Batch: MSV/62668

B: Analyte was detected in the associated method blank.
- BLANK for HBN 344485 [MSV/6266 (Lab ID: 1402855)
  - Methylene chloride

QC Batch: MSV/62674

B: Analyte was detected in the associated method blank.
- BLANK for HBN 344525 [MSV/6267 (Lab ID: 1403320)
  - Methylene chloride

This report shall not be reproduced, except in full,
without the written consent of Pace Analytical Services, Inc..

Pace Analytical Services, Inc.
9608 Loiret Blvd.
Lenexa, KS 66219
(913)599-5665

PROJECT NARRATIVE

Project: Fort Smith
Pace Project No.: 60172418

Method: **EPA 8260**
Description: 8260 MSV 5035A VOA
Client: Environ_AR
Date: July 21, 2014

Laboratory Control Spike:
All laboratory control spike compounds were within QC limits with any exceptions noted below.

QC Batch: MSV/62668

L0: Analyte recovery in the laboratory control sample (LCS) was outside QC limits.
- LCS (Lab ID: 1402856)
  - Methylene chloride

QC Batch: MSV/62674

L0: Analyte recovery in the laboratory control sample (LCS) was outside QC limits.
- LCS (Lab ID: 1403321)
  - Methylene chloride

Matrix Spikes:
All percent recoveries and relative percent differences (RPDs) were within acceptance criteria with any exceptions noted below.

QC Batch: MSV/62645

A matrix spike/matrix spike duplicate was not performed due to insufficient sample volume.

QC Batch: MSV/63058

A matrix spike/matrix spike duplicate was not performed due to insufficient sample volume.

Additional Comments:

Workorder Comments:

Revised report issued 7/2/14. Sample IDs changed to accurately reflect COC.

Sample Comments:

Analysis performed outside of holding time per the clients request.
- DP-33 (2.0 FT) - 062014 (Lab ID: 60172418001)
- DP-33 (11.5 FT) - 062014 (Lab ID: 60172418003)
- DP-24 (9.5 FT) - 062014 (Lab ID: 60172418008)
- DP-24 (12.0 FT) - 062014 (Lab ID: 60172418009)
- DP-24 (27.0 FT) - 062014 (Lab ID: 60172418012)
- DP-29 (3.0 FT) - 062014 (Lab ID: 60172418013)
- DP-29 (14.5 FT) - 062014 (Lab ID: 60172418015)
- DP-30 (4.5 FT) - 062014 (Lab ID: 60172418019)
- DP-30 (8.0 FT) - 062014 (Lab ID: 60172418020)
- DP-35 (8.0 FT) - 062014 (Lab ID: 60172418026)
- DP-35 (13.0 FT) - 062014 (Lab ID: 60172418027)

Analyte Comments:

QC Batch: MSV/62668

E: Analyte concentration exceeded the calibration range. The reported result is estimated.
- DP-30 (13.5 FT) - 062014 (Lab ID: 60172418021)
  - Vinyl chloride

This report shall not be reproduced, except in full,
without the written consent of Pace Analytical Services, Inc..

Pace Analytical Services, Inc.
9608 Loiret Blvd.
Lenexa, KS 66219
(913)599-5665

PROJECT NARRATIVE

Project: Fort Smith
Pace Project No.: 60172418

Method: **EPA 8260**
Description: 8260 MSV 5035A VOA
Client: Environ_AR
Date: July 21, 2014

Analyte Comments:

QC Batch: MSV/62674

1e: The internal standard response was outside the laboratory acceptance limits confirmed by reanalysis.

- MS (Lab ID: 1403322)
  - Toluene-d8 (S)
- MSD (Lab ID: 1403323)
  - Toluene-d8 (S)

QC Batch: MSV/63033

E: Analyte concentration exceeded the calibration range. The reported result is estimated.

- DP-29 (3.0 FT) - 062014 (Lab ID: 60172418013)
  - Methylene chloride
  - Vinyl chloride

This data package has been reviewed for quality and completeness and is approved for release.

This report shall not be reproduced, except in full,
without the written consent of Pace Analytical Services, Inc..

Pace Analytical Services, Inc.
9608 Loiret Blvd.
Lenexa, KS 66219
(913)599-5665

ANALYTICAL RESULTS

Project: Fort Smith
Pace Project No.: 60172418

Sample: DP-33 (2.0 FT) - 062014 **Lab ID: 60172418001** Collected: 06/25/14 07:25 Received: 06/26/14 02:03 Matrix: Solid

Results reported on a "dry-weight" basis
Comments: • Analysis performed outside of holding time per the clients request.

Parameters	Results	Units	Report Limit	MDL	DF	Prepared	Analyzed	CAS No.	Qual
8260 MSV 5035A VOA	Analytical Method: EPA 8260								
Acetone	**28.0**	ug/kg	18.4	9.2	1		07/17/14 16:38	67-64-1	H1
Benzene	ND	ug/kg	4.6	2.3	1		07/17/14 16:38	71-43-2	H1
Bromodichloromethane	ND	ug/kg	4.6	2.3	1		07/17/14 16:38	75-27-4	H1
Bromoform	ND	ug/kg	4.6	2.3	1		07/17/14 16:38	75-25-2	H1
Bromomethane	ND	ug/kg	4.6	2.3	1		07/17/14 16:38	74-83-9	H1
2-Butanone (MEK)	ND	ug/kg	9.2	4.6	1		07/17/14 16:38	78-93-3	H1
Carbon disulfide	ND	ug/kg	4.6	2.3	1		07/17/14 16:38	75-15-0	H1
Carbon tetrachloride	ND	ug/kg	4.6	2.3	1		07/17/14 16:38	56-23-5	H1
Chlorobenzene	ND	ug/kg	4.6	2.3	1		07/17/14 16:38	108-90-7	H1
Chloroethane	ND	ug/kg	4.6	2.3	1		07/17/14 16:38	75-00-3	H1
Chloroform	ND	ug/kg	4.6	2.3	1		07/17/14 16:38	67-66-3	H1
Chloromethane	ND	ug/kg	4.6	2.3	1		07/17/14 16:38	74-87-3	H1
Dibromochloromethane	ND	ug/kg	4.6	2.3	1		07/17/14 16:38	124-48-1	H1
1,1-Dichloroethane	**3.2J**	ug/kg	4.6	2.3	1		07/17/14 16:38	75-34-3	H1
1,2-Dichloroethane	ND	ug/kg	4.6	2.3	1		07/17/14 16:38	107-06-2	H1
1,1-Dichloroethene	**6.2**	ug/kg	4.6	2.3	1		07/17/14 16:38	75-35-4	H1
cis-1,2-Dichloroethene	**853**	ug/kg	244	122	50		07/18/14 10:17	156-59-2	H1
trans-1,2-Dichloroethene	**3.3J**	ug/kg	4.6	2.3	1		07/17/14 16:38	156-60-5	H1
1,2-Dichloropropane	ND	ug/kg	4.6	2.3	1		07/17/14 16:38	78-87-5	H1
cis-1,3-Dichloropropene	ND	ug/kg	4.6	2.3	1		07/17/14 16:38	10061-01-5	H1
trans-1,3-Dichloropropene	ND	ug/kg	4.6	2.3	1		07/17/14 16:38	10061-02-6	H1
Ethylbenzene	ND	ug/kg	4.6	2.3	1		07/17/14 16:38	100-41-4	H1
2-Hexanone	ND	ug/kg	18.4	9.2	1		07/17/14 16:38	591-78-6	H1
Methylene chloride	ND	ug/kg	4.6	2.3	1		07/17/14 16:38	75-09-2	H1
4-Methyl-2-pentanone (MIBK)	ND	ug/kg	9.2	4.6	1		07/17/14 16:38	108-10-1	H1
Styrene	ND	ug/kg	4.6	2.3	1		07/17/14 16:38	100-42-5	H1
1,1,2,2-Tetrachloroethane	ND	ug/kg	4.6	2.3	1		07/17/14 16:38	79-34-5	H1
Tetrachloroethene	ND	ug/kg	4.6	2.3	1		07/17/14 16:38	127-18-4	H1
Toluene	ND	ug/kg	4.6	2.3	1		07/17/14 16:38	108-88-3	H1
1,1,1-Trichloroethane	ND	ug/kg	4.6	2.3	1		07/17/14 16:38	71-55-6	H1
1,1,2-Trichloroethane	ND	ug/kg	4.6	2.3	1		07/17/14 16:38	79-00-5	H1
Trichloroethene	**1080**	ug/kg	244	122	50		07/18/14 10:17	79-01-6	H1
Vinyl chloride	**4.2J**	ug/kg	4.6	2.3	1		07/17/14 16:38	75-01-4	H1
Xylene (Total)	ND	ug/kg	4.6	2.3	1		07/17/14 16:38	1330-20-7	
Surrogates									
Toluene-d8 (S)	100	%	80-120		1		07/17/14 16:38	2037-26-5	
4-Bromofluorobenzene (S)	102	%	76-123		1		07/17/14 16:38	460-00-4	
1,2-Dichloroethane-d4 (S)	113	%	75-129		1		07/17/14 16:38	17060-07-0	
Percent Moisture	Analytical Method: ASTM D2974								
Percent Moisture	**15.1**	%	0.50	0.50	1		06/27/14 00:00		

REPORT OF LABORATORY ANALYSIS

This report shall not be reproduced, except in full,
without the written consent of Pace Analytical Services, Inc..

Pace Analytical Services, Inc.
9608 Loiret Blvd.
Lenexa, KS 66219
(913)599-5665

ANALYTICAL RESULTS

Project: Fort Smith
Pace Project No.: 60172418

Sample: DP-33 (5.5 FT) - 062014 **Lab ID: 60172418002** Collected: 06/25/14 07:40 Received: 06/26/14 02:03 Matrix: Solid

Results reported on a "dry-weight" basis

Parameters	Results	Units	Report Limit	MDL	DF	Prepared	Analyzed	CAS No.	Qual
8260 MSV 5035A VOA	Analytical Method: EPA 8260								
Acetone	ND	ug/kg	18.6	9.3	1		06/27/14 21:21	67-64-1	
Benzene	ND	ug/kg	4.7	2.3	1		06/27/14 21:21	71-43-2	
Bromodichloromethane	ND	ug/kg	4.7	2.3	1		06/27/14 21:21	75-27-4	
Bromoform	ND	ug/kg	4.7	2.3	1		06/27/14 21:21	75-25-2	
Bromomethane	ND	ug/kg	4.7	2.3	1		06/27/14 21:21	74-83-9	
2-Butanone (MEK)	ND	ug/kg	9.3	4.7	1		06/27/14 21:21	78-93-3	
Carbon disulfide	ND	ug/kg	4.7	2.3	1		06/27/14 21:21	75-15-0	
Carbon tetrachloride	ND	ug/kg	4.7	2.3	1		06/27/14 21:21	56-23-5	
Chlorobenzene	ND	ug/kg	4.7	2.3	1		06/27/14 21:21	108-90-7	
Chloroethane	ND	ug/kg	4.7	2.3	1		06/27/14 21:21	75-00-3	
Chloroform	ND	ug/kg	4.7	2.3	1		06/27/14 21:21	67-66-3	
Chloromethane	ND	ug/kg	4.7	2.3	1		06/27/14 21:21	74-87-3	
Dibromochloromethane	ND	ug/kg	4.7	2.3	1		06/27/14 21:21	124-48-1	
1,1-Dichloroethane	**5.1**	ug/kg	4.7	2.3	1		06/27/14 21:21	75-34-3	
1,2-Dichloroethane	ND	ug/kg	4.7	2.3	1		06/27/14 21:21	107-06-2	
1,1-Dichloroethene	**12.3**	ug/kg	4.7	2.3	1		06/27/14 21:21	75-35-4	
cis-1,2-Dichloroethene	**1410**	ug/kg	434	217	100		06/29/14 06:47	156-59-2	
trans-1,2-Dichloroethene	**17.8**	ug/kg	4.7	2.3	1		06/27/14 21:21	156-60-5	
1,2-Dichloropropane	ND	ug/kg	4.7	2.3	1		06/27/14 21:21	78-87-5	
cis-1,3-Dichloropropene	ND	ug/kg	4.7	2.3	1		06/27/14 21:21	10061-01-5	
trans-1,3-Dichloropropene	ND	ug/kg	4.7	2.3	1		06/27/14 21:21	10061-02-6	
Ethylbenzene	ND	ug/kg	4.7	2.3	1		06/27/14 21:21	100-41-4	
2-Hexanone	ND	ug/kg	18.6	9.3	1		06/27/14 21:21	591-78-6	
Methylene chloride	ND	ug/kg	4.7	2.3	1		06/27/14 21:21	75-09-2	
4-Methyl-2-pentanone (MIBK)	ND	ug/kg	9.3	4.7	1		06/27/14 21:21	108-10-1	
Styrene	ND	ug/kg	4.7	2.3	1		06/27/14 21:21	100-42-5	
1,1,2,2-Tetrachloroethane	ND	ug/kg	4.7	2.3	1		06/27/14 21:21	79-34-5	
Tetrachloroethene	ND	ug/kg	4.7	2.3	1		06/27/14 21:21	127-18-4	
Toluene	ND	ug/kg	4.7	2.3	1		06/27/14 21:21	108-88-3	
1,1,1-Trichloroethane	ND	ug/kg	4.7	2.3	1		06/27/14 21:21	71-55-6	
1,1,2-Trichloroethane	ND	ug/kg	4.7	2.3	1		06/27/14 21:21	79-00-5	
Trichloroethene	**3140**	ug/kg	434	217	100		06/29/14 06:47	79-01-6	
Vinyl chloride	**4.4J**	ug/kg	4.7	2.3	1		06/27/14 21:21	75-01-4	
Xylene (Total)	ND	ug/kg	4.7	2.3	1		06/27/14 21:21	1330-20-7	
Surrogates									
Toluene-d8 (S)	100	%	80-120		1		06/27/14 21:21	2037-26-5	
4-Bromofluorobenzene (S)	100	%	76-123		1		06/27/14 21:21	460-00-4	
1,2-Dichloroethane-d4 (S)	111	%	75-129		1		06/27/14 21:21	17060-07-0	
Percent Moisture	Analytical Method: ASTM D2974								
Percent Moisture	**14.0**	%	0.50	0.50	1		06/27/14 00:00		

REPORT OF LABORATORY ANALYSIS

This report shall not be reproduced, except in full,
without the written consent of Pace Analytical Services, Inc..

Pace Analytical Services, Inc.
9608 Loiret Blvd.
Lenexa, KS 66219
(913)599-5665

ANALYTICAL RESULTS

Project: Fort Smith
Pace Project No.: 60172418

Sample: DP-33 (11.5 FT) - 062014 **Lab ID: 60172418003** Collected: 06/25/14 07:50 Received: 06/26/14 02:03 Matrix: Solid

Results reported on a "dry-weight" basis
Comments: • Analysis performed outside of holding time per the clients request.

Parameters	Results	Units	Report Limit	MDL	DF	Prepared	Analyzed	CAS No.	Qual
8260 MSV 5035A VOA	Analytical Method: EPA 8260								
Acetone	ND	ug/kg	16.2	8.1	1		07/17/14 16:53	67-64-1	H1
Benzene	ND	ug/kg	4.0	2.0	1		07/17/14 16:53	71-43-2	H1
Bromodichloromethane	ND	ug/kg	4.0	2.0	1		07/17/14 16:53	75-27-4	H1
Bromoform	ND	ug/kg	4.0	2.0	1		07/17/14 16:53	75-25-2	H1
Bromomethane	ND	ug/kg	4.0	2.0	1		07/17/14 16:53	74-83-9	H1
2-Butanone (MEK)	ND	ug/kg	8.1	4.0	1		07/17/14 16:53	78-93-3	H1
Carbon disulfide	ND	ug/kg	4.0	2.0	1		07/17/14 16:53	75-15-0	H1
Carbon tetrachloride	ND	ug/kg	4.0	2.0	1		07/17/14 16:53	56-23-5	H1
Chlorobenzene	ND	ug/kg	4.0	2.0	1		07/17/14 16:53	108-90-7	H1
Chloroethane	ND	ug/kg	4.0	2.0	1		07/17/14 16:53	75-00-3	H1
Chloroform	ND	ug/kg	4.0	2.0	1		07/17/14 16:53	67-66-3	H1
Chloromethane	ND	ug/kg	4.0	2.0	1		07/17/14 16:53	74-87-3	H1
Dibromochloromethane	ND	ug/kg	4.0	2.0	1		07/17/14 16:53	124-48-1	H1
1,1-Dichloroethane	ND	ug/kg	4.0	2.0	1		07/17/14 16:53	75-34-3	H1
1,2-Dichloroethane	ND	ug/kg	4.0	2.0	1		07/17/14 16:53	107-06-2	H1
1,1-Dichloroethene	ND	ug/kg	4.0	2.0	1		07/17/14 16:53	75-35-4	H1
cis-1,2-Dichloroethene	**38.0**	ug/kg	4.0	2.0	1		07/17/14 16:53	156-59-2	H1
trans-1,2-Dichloroethene	ND	ug/kg	4.0	2.0	1		07/17/14 16:53	156-60-5	H1
1,2-Dichloropropane	ND	ug/kg	4.0	2.0	1		07/17/14 16:53	78-87-5	H1
cis-1,3-Dichloropropene	ND	ug/kg	4.0	2.0	1		07/17/14 16:53	10061-01-5	H1
trans-1,3-Dichloropropene	ND	ug/kg	4.0	2.0	1		07/17/14 16:53	10061-02-6	H1
Ethylbenzene	ND	ug/kg	4.0	2.0	1		07/17/14 16:53	100-41-4	H1
2-Hexanone	ND	ug/kg	16.2	8.1	1		07/17/14 16:53	591-78-6	H1
Methylene chloride	ND	ug/kg	4.0	2.0	1		07/17/14 16:53	75-09-2	H1
4-Methyl-2-pentanone (MIBK)	ND	ug/kg	8.1	4.0	1		07/17/14 16:53	108-10-1	H1
Styrene	ND	ug/kg	4.0	2.0	1		07/17/14 16:53	100-42-5	H1
1,1,2,2-Tetrachloroethane	ND	ug/kg	4.0	2.0	1		07/17/14 16:53	79-34-5	H1
Tetrachloroethene	ND	ug/kg	4.0	2.0	1		07/17/14 16:53	127-18-4	H1
Toluene	ND	ug/kg	4.0	2.0	1		07/17/14 16:53	108-88-3	H1
1,1,1-Trichloroethane	ND	ug/kg	4.0	2.0	1		07/17/14 16:53	71-55-6	H1
1,1,2-Trichloroethane	ND	ug/kg	4.0	2.0	1		07/17/14 16:53	79-00-5	H1
Trichloroethene	**205**	ug/kg	4.0	2.0	1		07/17/14 16:53	79-01-6	H1
Vinyl chloride	ND	ug/kg	4.0	2.0	1		07/17/14 16:53	75-01-4	H1
Xylene (Total)	ND	ug/kg	4.0	2.0	1		07/17/14 16:53	1330-20-7	
Surrogates									
Toluene-d8 (S)	99	%	80-120		1		07/17/14 16:53	2037-26-5	
4-Bromofluorobenzene (S)	100	%	76-123		1		07/17/14 16:53	460-00-4	
1,2-Dichloroethane-d4 (S)	113	%	75-129		1		07/17/14 16:53	17060-07-0	
Percent Moisture	Analytical Method: ASTM D2974								
Percent Moisture	**12.8**	%	0.50	0.50	1		06/27/14 00:00		

REPORT OF LABORATORY ANALYSIS

This report shall not be reproduced, except in full,
without the written consent of Pace Analytical Services, Inc..

Pace Analytical Services, Inc.
9608 Loiret Blvd.
Lenexa, KS 66219
(913)599-5665

ANALYTICAL RESULTS

Project: Fort Smith
Pace Project No.: 60172418

Sample: DP-33 (18.0 FT) - 062014 **Lab ID: 60172418004** Collected: 06/25/14 08:00 Received: 06/26/14 02:03 Matrix: Solid

Results reported on a "dry-weight" basis

Parameters	Results	Units	Report Limit	MDL	DF	Prepared	Analyzed	CAS No.	Qual
Percent Moisture	Analytical Method: ASTM D2974								
Percent Moisture	**14.5**	%	0.50	0.50	1		06/27/14 00:00		

REPORT OF LABORATORY ANALYSIS

This report shall not be reproduced, except in full,
without the written consent of Pace Analytical Services, Inc..

Pace Analytical Services, Inc.
9608 Loiret Blvd.
Lenexa, KS 66219
(913)599-5665

ANALYTICAL RESULTS

Project: Fort Smith
Pace Project No.: 60172418

Sample: DP-33 (21.5 FT) - 062014 **Lab ID: 60172418005** Collected: 06/25/14 08:20 Received: 06/26/14 02:03 Matrix: Solid

Results reported on a "dry-weight" basis

Parameters	Results	Units	Report Limit	MDL	DF	Prepared	Analyzed	CAS No.	Qual
8260 MSV 5035A VOA	Analytical Method: EPA 8260								
Acetone	ND	ug/kg	17.6	8.8	1		06/27/14 21:36	67-64-1	
Benzene	ND	ug/kg	4.4	2.2	1		06/27/14 21:36	71-43-2	
Bromodichloromethane	ND	ug/kg	4.4	2.2	1		06/27/14 21:36	75-27-4	
Bromoform	ND	ug/kg	4.4	2.2	1		06/27/14 21:36	75-25-2	
Bromomethane	ND	ug/kg	4.4	2.2	1		06/27/14 21:36	74-83-9	
2-Butanone (MEK)	ND	ug/kg	8.8	4.4	1		06/27/14 21:36	78-93-3	
Carbon disulfide	ND	ug/kg	4.4	2.2	1		06/27/14 21:36	75-15-0	
Carbon tetrachloride	ND	ug/kg	4.4	2.2	1		06/27/14 21:36	56-23-5	
Chlorobenzene	ND	ug/kg	4.4	2.2	1		06/27/14 21:36	108-90-7	
Chloroethane	ND	ug/kg	4.4	2.2	1		06/27/14 21:36	75-00-3	
Chloroform	ND	ug/kg	4.4	2.2	1		06/27/14 21:36	67-66-3	
Chloromethane	ND	ug/kg	4.4	2.2	1		06/27/14 21:36	74-87-3	
Dibromochloromethane	ND	ug/kg	4.4	2.2	1		06/27/14 21:36	124-48-1	
1,1-Dichloroethane	ND	ug/kg	4.4	2.2	1		06/27/14 21:36	75-34-3	
1,2-Dichloroethane	ND	ug/kg	4.4	2.2	1		06/27/14 21:36	107-06-2	
1,1-Dichloroethene	ND	ug/kg	4.4	2.2	1		06/27/14 21:36	75-35-4	
cis-1,2-Dichloroethene	**4.5**	ug/kg	4.1	2.1	1		06/29/14 07:02	156-59-2	
trans-1,2-Dichloroethene	ND	ug/kg	4.4	2.2	1		06/27/14 21:36	156-60-5	
1,2-Dichloropropane	ND	ug/kg	4.4	2.2	1		06/27/14 21:36	78-87-5	
cis-1,3-Dichloropropene	ND	ug/kg	4.4	2.2	1		06/27/14 21:36	10061-01-5	
trans-1,3-Dichloropropene	ND	ug/kg	4.4	2.2	1		06/27/14 21:36	10061-02-6	
Ethylbenzene	ND	ug/kg	4.4	2.2	1		06/27/14 21:36	100-41-4	
2-Hexanone	ND	ug/kg	17.6	8.8	1		06/27/14 21:36	591-78-6	
Methylene chloride	ND	ug/kg	4.4	2.2	1		06/27/14 21:36	75-09-2	
4-Methyl-2-pentanone (MIBK)	ND	ug/kg	8.8	4.4	1		06/27/14 21:36	108-10-1	
Styrene	ND	ug/kg	4.4	2.2	1		06/27/14 21:36	100-42-5	
1,1,2,2-Tetrachloroethane	ND	ug/kg	4.4	2.2	1		06/27/14 21:36	79-34-5	
Tetrachloroethene	ND	ug/kg	4.4	2.2	1		06/27/14 21:36	127-18-4	
Toluene	ND	ug/kg	4.4	2.2	1		06/27/14 21:36	108-88-3	
1,1,1-Trichloroethane	ND	ug/kg	4.4	2.2	1		06/27/14 21:36	71-55-6	
1,1,2-Trichloroethane	ND	ug/kg	4.4	2.2	1		06/27/14 21:36	79-00-5	
Trichloroethene	**86.7**	ug/kg	4.1	2.1	1		06/29/14 07:02	79-01-6	
Vinyl chloride	ND	ug/kg	4.4	2.2	1		06/27/14 21:36	75-01-4	
Xylene (Total)	ND	ug/kg	4.4	2.2	1		06/27/14 21:36	1330-20-7	
Surrogates									
Toluene-d8 (S)	103	%	80-120		1		06/27/14 21:36	2037-26-5	
4-Bromofluorobenzene (S)	102	%	76-123		1		06/27/14 21:36	460-00-4	
1,2-Dichloroethane-d4 (S)	113	%	75-129		1		06/27/14 21:36	17060-07-0	
Percent Moisture	Analytical Method: ASTM D2974								
Percent Moisture	**11.5**	%	0.50	0.50	1		06/27/14 00:00		

REPORT OF LABORATORY ANALYSIS

This report shall not be reproduced, except in full,
without the written consent of Pace Analytical Services, Inc..

Pace Analytical Services, Inc.
9608 Loiret Blvd.
Lenexa, KS 66219
(913)599-5665

ANALYTICAL RESULTS

Project: Fort Smith
Pace Project No.: 60172418

Sample: DP-33 (21.5 FT) - 062014-DUP **Lab ID: 60172418006** Collected: 06/25/14 08:20 Received: 06/26/14 02:03 Matrix: Solid

Results reported on a "dry-weight" basis

Parameters	Results	Units	Report Limit	MDL	DF	Prepared	Analyzed	CAS No.	Qual
8260 MSV 5035A VOA	Analytical Method: EPA 8260								
Acetone	ND	ug/kg	18.3	9.2	1		06/27/14 21:52	67-64-1	
Benzene	ND	ug/kg	4.6	2.3	1		06/27/14 21:52	71-43-2	
Bromodichloromethane	ND	ug/kg	4.6	2.3	1		06/27/14 21:52	75-27-4	
Bromoform	ND	ug/kg	4.6	2.3	1		06/27/14 21:52	75-25-2	
Bromomethane	ND	ug/kg	4.6	2.3	1		06/27/14 21:52	74-83-9	
2-Butanone (MEK)	ND	ug/kg	9.2	4.6	1		06/27/14 21:52	78-93-3	
Carbon disulfide	ND	ug/kg	4.6	2.3	1		06/27/14 21:52	75-15-0	
Carbon tetrachloride	ND	ug/kg	4.6	2.3	1		06/27/14 21:52	56-23-5	
Chlorobenzene	ND	ug/kg	4.6	2.3	1		06/27/14 21:52	108-90-7	
Chloroethane	ND	ug/kg	4.6	2.3	1		06/27/14 21:52	75-00-3	
Chloroform	ND	ug/kg	4.6	2.3	1		06/27/14 21:52	67-66-3	
Chloromethane	ND	ug/kg	4.6	2.3	1		06/27/14 21:52	74-87-3	
Dibromochloromethane	ND	ug/kg	4.6	2.3	1		06/27/14 21:52	124-48-1	
1,1-Dichloroethane	ND	ug/kg	4.6	2.3	1		06/27/14 21:52	75-34-3	
1,2-Dichloroethane	ND	ug/kg	4.6	2.3	1		06/27/14 21:52	107-06-2	
1,1-Dichloroethene	ND	ug/kg	4.6	2.3	1		06/27/14 21:52	75-35-4	
cis-1,2-Dichloroethene	**4.3J**	ug/kg	4.4	2.2	1		06/29/14 07:18	156-59-2	
trans-1,2-Dichloroethene	ND	ug/kg	4.6	2.3	1		06/27/14 21:52	156-60-5	
1,2-Dichloropropane	ND	ug/kg	4.6	2.3	1		06/27/14 21:52	78-87-5	
cis-1,3-Dichloropropene	ND	ug/kg	4.6	2.3	1		06/27/14 21:52	10061-01-5	
trans-1,3-Dichloropropene	ND	ug/kg	4.6	2.3	1		06/27/14 21:52	10061-02-6	
Ethylbenzene	ND	ug/kg	4.6	2.3	1		06/27/14 21:52	100-41-4	
2-Hexanone	ND	ug/kg	18.3	9.2	1		06/27/14 21:52	591-78-6	
Methylene chloride	ND	ug/kg	4.6	2.3	1		06/27/14 21:52	75-09-2	
4-Methyl-2-pentanone (MIBK)	ND	ug/kg	9.2	4.6	1		06/27/14 21:52	108-10-1	
Styrene	ND	ug/kg	4.6	2.3	1		06/27/14 21:52	100-42-5	
1,1,2,2-Tetrachloroethane	ND	ug/kg	4.6	2.3	1		06/27/14 21:52	79-34-5	
Tetrachloroethene	ND	ug/kg	4.6	2.3	1		06/27/14 21:52	127-18-4	
Toluene	ND	ug/kg	4.6	2.3	1		06/27/14 21:52	108-88-3	
1,1,1-Trichloroethane	ND	ug/kg	4.6	2.3	1		06/27/14 21:52	71-55-6	
1,1,2-Trichloroethane	ND	ug/kg	4.6	2.3	1		06/27/14 21:52	79-00-5	
Trichloroethene	**95.9**	ug/kg	4.4	2.2	1		06/29/14 07:18	79-01-6	
Vinyl chloride	ND	ug/kg	4.6	2.3	1		06/27/14 21:52	75-01-4	
Xylene (Total)	ND	ug/kg	4.6	2.3	1		06/27/14 21:52	1330-20-7	
Surrogates									
Toluene-d8 (S)	101	%	80-120		1		06/27/14 21:52	2037-26-5	
4-Bromofluorobenzene (S)	102	%	76-123		1		06/27/14 21:52	460-00-4	
1,2-Dichloroethane-d4 (S)	110	%	75-129		1		06/27/14 21:52	17060-07-0	
Percent Moisture	Analytical Method: ASTM D2974								
Percent Moisture	**11.3**	%	0.50	0.50	1		06/27/14 00:00		

REPORT OF LABORATORY ANALYSIS

This report shall not be reproduced, except in full,
without the written consent of Pace Analytical Services, Inc..

Pace Analytical Services, Inc.
9608 Loiret Blvd.
Lenexa, KS 66219
(913)599-5665

ANALYTICAL RESULTS

Project: Fort Smith
Pace Project No.: 60172418

Sample: DP-24 (3.0 FT) - 062014 **Lab ID: 60172418007** Collected: 06/25/14 08:55 Received: 06/26/14 02:03 Matrix: Solid

Results reported on a "dry-weight" basis

Parameters	Results	Units	Report Limit	MDL	DF	Prepared	Analyzed	CAS No.	Qual
Percent Moisture	Analytical Method: ASTM D2974								
Percent Moisture	**15.2**	%	0.50	0.50	1		06/27/14 00:00		

REPORT OF LABORATORY ANALYSIS

This report shall not be reproduced, except in full,
without the written consent of Pace Analytical Services, Inc..

Pace Analytical Services, Inc.
9608 Loiret Blvd.
Lenexa, KS 66219
(913)599-5665

ANALYTICAL RESULTS

Project: Fort Smith
Pace Project No.: 60172418

Sample: DP-24 (9.5 FT) - 062014 **Lab ID: 60172418008** Collected: 06/25/14 09:10 Received: 06/26/14 02:03 Matrix: Solid

Results reported on a "dry-weight" basis
Comments: • Analysis performed outside of holding time per the clients request.

Parameters	Results	Units	Report Limit	MDL	DF	Prepared	Analyzed	CAS No.	Qual
8260 MSV 5035A VOA	Analytical Method: EPA 8260								
Acetone	**9.9J**	ug/kg	17.0	8.5	1		07/17/14 17:09	67-64-1	H1
Benzene	ND	ug/kg	4.2	2.1	1		07/17/14 17:09	71-43-2	H1
Bromodichloromethane	ND	ug/kg	4.2	2.1	1		07/17/14 17:09	75-27-4	H1
Bromoform	ND	ug/kg	4.2	2.1	1		07/17/14 17:09	75-25-2	H1
Bromomethane	ND	ug/kg	4.2	2.1	1		07/17/14 17:09	74-83-9	H1
2-Butanone (MEK)	ND	ug/kg	8.5	4.2	1		07/17/14 17:09	78-93-3	H1
Carbon disulfide	ND	ug/kg	4.2	2.1	1		07/17/14 17:09	75-15-0	H1
Carbon tetrachloride	ND	ug/kg	4.2	2.1	1		07/17/14 17:09	56-23-5	H1
Chlorobenzene	ND	ug/kg	4.2	2.1	1		07/17/14 17:09	108-90-7	H1
Chloroethane	ND	ug/kg	4.2	2.1	1		07/17/14 17:09	75-00-3	H1
Chloroform	ND	ug/kg	4.2	2.1	1		07/17/14 17:09	67-66-3	H1
Chloromethane	ND	ug/kg	4.2	2.1	1		07/17/14 17:09	74-87-3	H1
Dibromochloromethane	ND	ug/kg	4.2	2.1	1		07/17/14 17:09	124-48-1	H1
1,1-Dichloroethane	ND	ug/kg	4.2	2.1	1		07/17/14 17:09	75-34-3	H1
1,2-Dichloroethane	ND	ug/kg	4.2	2.1	1		07/17/14 17:09	107-06-2	H1
1,1-Dichloroethene	ND	ug/kg	4.2	2.1	1		07/17/14 17:09	75-35-4	H1
cis-1,2-Dichloroethene	**13.2**	ug/kg	4.2	2.1	1		07/17/14 17:09	156-59-2	H1
trans-1,2-Dichloroethene	ND	ug/kg	4.2	2.1	1		07/17/14 17:09	156-60-5	H1
1,2-Dichloropropane	ND	ug/kg	4.2	2.1	1		07/17/14 17:09	78-87-5	H1
cis-1,3-Dichloropropene	ND	ug/kg	4.2	2.1	1		07/17/14 17:09	10061-01-5	H1
trans-1,3-Dichloropropene	ND	ug/kg	4.2	2.1	1		07/17/14 17:09	10061-02-6	H1
Ethylbenzene	ND	ug/kg	4.2	2.1	1		07/17/14 17:09	100-41-4	H1
2-Hexanone	ND	ug/kg	17.0	8.5	1		07/17/14 17:09	591-78-6	H1
Methylene chloride	ND	ug/kg	4.2	2.1	1		07/17/14 17:09	75-09-2	H1
4-Methyl-2-pentanone (MIBK)	ND	ug/kg	8.5	4.2	1		07/17/14 17:09	108-10-1	H1
Styrene	ND	ug/kg	4.2	2.1	1		07/17/14 17:09	100-42-5	H1
1,1,2,2-Tetrachloroethane	ND	ug/kg	4.2	2.1	1		07/17/14 17:09	79-34-5	H1
Tetrachloroethene	ND	ug/kg	4.2	2.1	1		07/17/14 17:09	127-18-4	H1
Toluene	ND	ug/kg	4.2	2.1	1		07/17/14 17:09	108-88-3	H1
1,1,1-Trichloroethane	ND	ug/kg	4.2	2.1	1		07/17/14 17:09	71-55-6	H1
1,1,2-Trichloroethane	ND	ug/kg	4.2	2.1	1		07/17/14 17:09	79-00-5	H1
Trichloroethene	**772**	ug/kg	231	115	50		07/18/14 10:32	79-01-6	H1
Vinyl chloride	ND	ug/kg	4.2	2.1	1		07/17/14 17:09	75-01-4	H1
Xylene (Total)	ND	ug/kg	4.2	2.1	1		07/17/14 17:09	1330-20-7	
Surrogates									
Toluene-d8 (S)	99	%	80-120		1		07/17/14 17:09	2037-26-5	
4-Bromofluorobenzene (S)	100	%	76-123		1		07/17/14 17:09	460-00-4	
1,2-Dichloroethane-d4 (S)	113	%	75-129		1		07/17/14 17:09	17060-07-0	
Percent Moisture	Analytical Method: ASTM D2974								
Percent Moisture	**15.7**	%	0.50	0.50	1		06/27/14 00:00		

REPORT OF LABORATORY ANALYSIS

This report shall not be reproduced, except in full,
without the written consent of Pace Analytical Services, Inc..

Pace Analytical Services, Inc.
9608 Loiret Blvd.
Lenexa, KS 66219
(913)599-5665

ANALYTICAL RESULTS

Project: Fort Smith
Pace Project No.: 60172418

Sample: DP-24 (12.0 FT) - 062014 **Lab ID: 60172418009** Collected: 06/25/14 09:25 Received: 06/26/14 02:03 Matrix: Solid

Results reported on a "dry-weight" basis
Comments: • Analysis performed outside of holding time per the clients request.

Parameters	Results	Units	Report Limit	MDL	DF	Prepared	Analyzed	CAS No.	Qual
8260 MSV 5035A VOA	Analytical Method: EPA 8260								
Acetone	**9.6J**	ug/kg	18.1	9.1	1		07/17/14 17:24	67-64-1	H1
Benzene	ND	ug/kg	4.5	2.3	1		07/17/14 17:24	71-43-2	H1
Bromodichloromethane	ND	ug/kg	4.5	2.3	1		07/17/14 17:24	75-27-4	H1
Bromoform	ND	ug/kg	4.5	2.3	1		07/17/14 17:24	75-25-2	H1
Bromomethane	ND	ug/kg	4.5	2.3	1		07/17/14 17:24	74-83-9	H1
2-Butanone (MEK)	ND	ug/kg	9.1	4.5	1		07/17/14 17:24	78-93-3	H1
Carbon disulfide	ND	ug/kg	4.5	2.3	1		07/17/14 17:24	75-15-0	H1
Carbon tetrachloride	ND	ug/kg	4.5	2.3	1		07/17/14 17:24	56-23-5	H1
Chlorobenzene	ND	ug/kg	4.5	2.3	1		07/17/14 17:24	108-90-7	H1
Chloroethane	ND	ug/kg	4.5	2.3	1		07/17/14 17:24	75-00-3	H1
Chloroform	ND	ug/kg	4.5	2.3	1		07/17/14 17:24	67-66-3	H1
Chloromethane	ND	ug/kg	4.5	2.3	1		07/17/14 17:24	74-87-3	H1
Dibromochloromethane	ND	ug/kg	4.5	2.3	1		07/17/14 17:24	124-48-1	H1
1,1-Dichloroethane	ND	ug/kg	4.5	2.3	1		07/17/14 17:24	75-34-3	H1
1,2-Dichloroethane	ND	ug/kg	4.5	2.3	1		07/17/14 17:24	107-06-2	H1
1,1-Dichloroethene	ND	ug/kg	4.5	2.3	1		07/17/14 17:24	75-35-4	H1
cis-1,2-Dichloroethene	**7.4**	ug/kg	4.5	2.3	1		07/17/14 17:24	156-59-2	H1
trans-1,2-Dichloroethene	ND	ug/kg	4.5	2.3	1		07/17/14 17:24	156-60-5	H1
1,2-Dichloropropane	ND	ug/kg	4.5	2.3	1		07/17/14 17:24	78-87-5	H1
cis-1,3-Dichloropropene	ND	ug/kg	4.5	2.3	1		07/17/14 17:24	10061-01-5	H1
trans-1,3-Dichloropropene	ND	ug/kg	4.5	2.3	1		07/17/14 17:24	10061-02-6	H1
Ethylbenzene	ND	ug/kg	4.5	2.3	1		07/17/14 17:24	100-41-4	H1
2-Hexanone	ND	ug/kg	18.1	9.1	1		07/17/14 17:24	591-78-6	H1
Methylene chloride	ND	ug/kg	4.5	2.3	1		07/17/14 17:24	75-09-2	H1
4-Methyl-2-pentanone (MIBK)	ND	ug/kg	9.1	4.5	1		07/17/14 17:24	108-10-1	H1
Styrene	ND	ug/kg	4.5	2.3	1		07/17/14 17:24	100-42-5	H1
1,1,2,2-Tetrachloroethane	ND	ug/kg	4.5	2.3	1		07/17/14 17:24	79-34-5	H1
Tetrachloroethene	ND	ug/kg	4.5	2.3	1		07/17/14 17:24	127-18-4	H1
Toluene	ND	ug/kg	4.5	2.3	1		07/17/14 17:24	108-88-3	H1
1,1,1-Trichloroethane	ND	ug/kg	4.5	2.3	1		07/17/14 17:24	71-55-6	H1
1,1,2-Trichloroethane	ND	ug/kg	4.5	2.3	1		07/17/14 17:24	79-00-5	H1
Trichloroethene	**625**	ug/kg	223	112	50		07/18/14 10:47	79-01-6	H1
Vinyl chloride	ND	ug/kg	4.5	2.3	1		07/17/14 17:24	75-01-4	H1
Xylene (Total)	ND	ug/kg	4.5	2.3	1		07/17/14 17:24	1330-20-7	
Surrogates									
Toluene-d8 (S)	99	%	80-120		1		07/17/14 17:24	2037-26-5	
4-Bromofluorobenzene (S)	100	%	76-123		1		07/17/14 17:24	460-00-4	
1,2-Dichloroethane-d4 (S)	117	%	75-129		1		07/17/14 17:24	17060-07-0	
Percent Moisture	Analytical Method: ASTM D2974								
Percent Moisture	**15.6**	%	0.50	0.50	1		06/27/14 00:00		

REPORT OF LABORATORY ANALYSIS

This report shall not be reproduced, except in full,
without the written consent of Pace Analytical Services, Inc..

Pace Analytical Services, Inc.
9608 Loiret Blvd.
Lenexa, KS 66219
(913)599-5665

ANALYTICAL RESULTS

Project: Fort Smith
Pace Project No.: 60172418

Sample: DP-24 (18.0 FT) - 062014 **Lab ID: 60172418010** Collected: 06/25/14 09:35 Received: 06/26/14 02:03 Matrix: Solid

Results reported on a "dry-weight" basis

Parameters	Results	Units	Report Limit	MDL	DF	Prepared	Analyzed	CAS No.	Qual
8260 MSV 5035A VOA	Analytical Method: EPA 8260								
Acetone	ND	ug/kg	17.8	8.9	1		06/27/14 22:07	67-64-1	
Benzene	ND	ug/kg	4.5	2.2	1		06/27/14 22:07	71-43-2	
Bromodichloromethane	ND	ug/kg	4.5	2.2	1		06/27/14 22:07	75-27-4	
Bromoform	ND	ug/kg	4.5	2.2	1		06/27/14 22:07	75-25-2	
Bromomethane	ND	ug/kg	4.5	2.2	1		06/27/14 22:07	74-83-9	
2-Butanone (MEK)	ND	ug/kg	8.9	4.5	1		06/27/14 22:07	78-93-3	
Carbon disulfide	ND	ug/kg	4.5	2.2	1		06/27/14 22:07	75-15-0	
Carbon tetrachloride	ND	ug/kg	4.5	2.2	1		06/27/14 22:07	56-23-5	
Chlorobenzene	ND	ug/kg	4.5	2.2	1		06/27/14 22:07	108-90-7	
Chloroethane	ND	ug/kg	4.5	2.2	1		06/27/14 22:07	75-00-3	
Chloroform	ND	ug/kg	4.5	2.2	1		06/27/14 22:07	67-66-3	
Chloromethane	ND	ug/kg	4.5	2.2	1		06/27/14 22:07	74-87-3	
Dibromochloromethane	ND	ug/kg	4.5	2.2	1		06/27/14 22:07	124-48-1	
1,1-Dichloroethane	ND	ug/kg	4.5	2.2	1		06/27/14 22:07	75-34-3	
1,2-Dichloroethane	ND	ug/kg	4.5	2.2	1		06/27/14 22:07	107-06-2	
1,1-Dichloroethene	ND	ug/kg	4.5	2.2	1		06/27/14 22:07	75-35-4	
cis-1,2-Dichloroethene	**12.0**	ug/kg	4.5	2.2	1		06/27/14 22:07	156-59-2	
trans-1,2-Dichloroethene	ND	ug/kg	4.5	2.2	1		06/27/14 22:07	156-60-5	
1,2-Dichloropropane	ND	ug/kg	4.5	2.2	1		06/27/14 22:07	78-87-5	
cis-1,3-Dichloropropene	ND	ug/kg	4.5	2.2	1		06/27/14 22:07	10061-01-5	
trans-1,3-Dichloropropene	ND	ug/kg	4.5	2.2	1		06/27/14 22:07	10061-02-6	
Ethylbenzene	ND	ug/kg	4.5	2.2	1		06/27/14 22:07	100-41-4	
2-Hexanone	ND	ug/kg	17.8	8.9	1		06/27/14 22:07	591-78-6	
Methylene chloride	ND	ug/kg	4.5	2.2	1		06/27/14 22:07	75-09-2	
4-Methyl-2-pentanone (MIBK)	ND	ug/kg	8.9	4.5	1		06/27/14 22:07	108-10-1	
Styrene	ND	ug/kg	4.5	2.2	1		06/27/14 22:07	100-42-5	
1,1,2,2-Tetrachloroethane	ND	ug/kg	4.5	2.2	1		06/27/14 22:07	79-34-5	
Tetrachloroethene	ND	ug/kg	4.5	2.2	1		06/27/14 22:07	127-18-4	
Toluene	ND	ug/kg	4.5	2.2	1		06/27/14 22:07	108-88-3	
1,1,1-Trichloroethane	ND	ug/kg	4.5	2.2	1		06/27/14 22:07	71-55-6	
1,1,2-Trichloroethane	ND	ug/kg	4.5	2.2	1		06/27/14 22:07	79-00-5	
Trichloroethene	**1070**	ug/kg	226	113	50		06/29/14 07:33	79-01-6	
Vinyl chloride	ND	ug/kg	4.5	2.2	1		06/27/14 22:07	75-01-4	
Xylene (Total)	ND	ug/kg	4.5	2.2	1		06/27/14 22:07	1330-20-7	
Surrogates									
Toluene-d8 (S)	100	%	80-120		1		06/27/14 22:07	2037-26-5	
4-Bromofluorobenzene (S)	104	%	76-123		1		06/27/14 22:07	460-00-4	
1,2-Dichloroethane-d4 (S)	113	%	75-129		1		06/27/14 22:07	17060-07-0	
Percent Moisture	Analytical Method: ASTM D2974								
Percent Moisture	**15.3**	%	0.50	0.50	1		06/27/14 00:00		

REPORT OF LABORATORY ANALYSIS

This report shall not be reproduced, except in full,
without the written consent of Pace Analytical Services, Inc..

Pace Analytical Services, Inc.
9608 Loiret Blvd.
Lenexa, KS 66219
(913)599-5665

ANALYTICAL RESULTS

Project: Fort Smith
Pace Project No.: 60172418

Sample: DP-24 (20.5 FT) - 062014 **Lab ID: 60172418011** Collected: 06/25/14 09:50 Received: 06/26/14 02:03 Matrix: Solid

Results reported on a "dry-weight" basis

Parameters	Results	Units	Report Limit	MDL	DF	Prepared	Analyzed	CAS No.	Qual
8260 MSV 5035A VOA	Analytical Method: EPA 8260								
Acetone	ND	ug/kg	17.2	8.6	1		06/27/14 22:22	67-64-1	
Benzene	ND	ug/kg	4.3	2.1	1		06/27/14 22:22	71-43-2	
Bromodichloromethane	ND	ug/kg	4.3	2.1	1		06/27/14 22:22	75-27-4	
Bromoform	ND	ug/kg	4.3	2.1	1		06/27/14 22:22	75-25-2	
Bromomethane	ND	ug/kg	4.3	2.1	1		06/27/14 22:22	74-83-9	
2-Butanone (MEK)	ND	ug/kg	8.6	4.3	1		06/27/14 22:22	78-93-3	
Carbon disulfide	ND	ug/kg	4.3	2.1	1		06/27/14 22:22	75-15-0	
Carbon tetrachloride	ND	ug/kg	4.3	2.1	1		06/27/14 22:22	56-23-5	
Chlorobenzene	ND	ug/kg	4.3	2.1	1		06/27/14 22:22	108-90-7	
Chloroethane	ND	ug/kg	4.3	2.1	1		06/27/14 22:22	75-00-3	
Chloroform	ND	ug/kg	4.3	2.1	1		06/27/14 22:22	67-66-3	
Chloromethane	ND	ug/kg	4.3	2.1	1		06/27/14 22:22	74-87-3	
Dibromochloromethane	ND	ug/kg	4.3	2.1	1		06/27/14 22:22	124-48-1	
1,1-Dichloroethane	ND	ug/kg	4.3	2.1	1		06/27/14 22:22	75-34-3	
1,2-Dichloroethane	ND	ug/kg	4.3	2.1	1		06/27/14 22:22	107-06-2	
1,1-Dichloroethene	ND	ug/kg	4.3	2.1	1		06/27/14 22:22	75-35-4	
cis-1,2-Dichloroethene	**9.3**	ug/kg	4.3	2.1	1		06/27/14 22:22	156-59-2	
trans-1,2-Dichloroethene	ND	ug/kg	4.3	2.1	1		06/27/14 22:22	156-60-5	
1,2-Dichloropropane	ND	ug/kg	4.3	2.1	1		06/27/14 22:22	78-87-5	
cis-1,3-Dichloropropene	ND	ug/kg	4.3	2.1	1		06/27/14 22:22	10061-01-5	
trans-1,3-Dichloropropene	ND	ug/kg	4.3	2.1	1		06/27/14 22:22	10061-02-6	
Ethylbenzene	ND	ug/kg	4.3	2.1	1		06/27/14 22:22	100-41-4	
2-Hexanone	ND	ug/kg	17.2	8.6	1		06/27/14 22:22	591-78-6	
Methylene chloride	ND	ug/kg	4.3	2.1	1		06/27/14 22:22	75-09-2	
4-Methyl-2-pentanone (MIBK)	ND	ug/kg	8.6	4.3	1		06/27/14 22:22	108-10-1	
Styrene	ND	ug/kg	4.3	2.1	1		06/27/14 22:22	100-42-5	
1,1,2,2-Tetrachloroethane	ND	ug/kg	4.3	2.1	1		06/27/14 22:22	79-34-5	
Tetrachloroethene	ND	ug/kg	4.3	2.1	1		06/27/14 22:22	127-18-4	
Toluene	ND	ug/kg	4.3	2.1	1		06/27/14 22:22	108-88-3	
1,1,1-Trichloroethane	ND	ug/kg	4.3	2.1	1		06/27/14 22:22	71-55-6	
1,1,2-Trichloroethane	ND	ug/kg	4.3	2.1	1		06/27/14 22:22	79-00-5	
Trichloroethene	**664**	ug/kg	232	116	50		06/29/14 07:48	79-01-6	
Vinyl chloride	ND	ug/kg	4.3	2.1	1		06/27/14 22:22	75-01-4	
Xylene (Total)	ND	ug/kg	4.3	2.1	1		06/27/14 22:22	1330-20-7	
Surrogates									
Toluene-d8 (S)	101	%	80-120		1		06/27/14 22:22	2037-26-5	
4-Bromofluorobenzene (S)	102	%	76-123		1		06/27/14 22:22	460-00-4	
1,2-Dichloroethane-d4 (S)	105	%	75-129		1		06/27/14 22:22	17060-07-0	
Percent Moisture	Analytical Method: ASTM D2974								
Percent Moisture	**18.7**	%	0.50	0.50	1		06/27/14 00:00		

REPORT OF LABORATORY ANALYSIS

This report shall not be reproduced, except in full,
without the written consent of Pace Analytical Services, Inc..

Pace Analytical Services, Inc.
9608 Loiret Blvd.
Lenexa, KS 66219
(913)599-5665

ANALYTICAL RESULTS

Project: Fort Smith
Pace Project No.: 60172418

Sample: DP-24 (27.0 FT) - 062014 **Lab ID: 60172418012** Collected: 06/25/14 09:55 Received: 06/26/14 02:03 Matrix: Solid

Results reported on a "dry-weight" basis
Comments: • Analysis performed outside of holding time per the clients request.

Parameters	Results	Units	Report Limit	MDL	DF	Prepared	Analyzed	CAS No.	Qual
8260 MSV 5035A VOA	Analytical Method: EPA 8260								
Acetone	**9.3J**	ug/kg	17.3	8.7	1		07/17/14 17:39	67-64-1	H1
Benzene	ND	ug/kg	4.3	2.2	1		07/17/14 17:39	71-43-2	H1
Bromodichloromethane	ND	ug/kg	4.3	2.2	1		07/17/14 17:39	75-27-4	H1
Bromoform	ND	ug/kg	4.3	2.2	1		07/17/14 17:39	75-25-2	H1
Bromomethane	ND	ug/kg	4.3	2.2	1		07/17/14 17:39	74-83-9	H1
2-Butanone (MEK)	ND	ug/kg	8.7	4.3	1		07/17/14 17:39	78-93-3	H1
Carbon disulfide	ND	ug/kg	4.3	2.2	1		07/17/14 17:39	75-15-0	H1
Carbon tetrachloride	ND	ug/kg	4.3	2.2	1		07/17/14 17:39	56-23-5	H1
Chlorobenzene	ND	ug/kg	4.3	2.2	1		07/17/14 17:39	108-90-7	H1
Chloroethane	ND	ug/kg	4.3	2.2	1		07/17/14 17:39	75-00-3	H1
Chloroform	ND	ug/kg	4.3	2.2	1		07/17/14 17:39	67-66-3	H1
Chloromethane	ND	ug/kg	4.3	2.2	1		07/17/14 17:39	74-87-3	H1
Dibromochloromethane	ND	ug/kg	4.3	2.2	1		07/17/14 17:39	124-48-1	H1
1,1-Dichloroethane	ND	ug/kg	4.3	2.2	1		07/17/14 17:39	75-34-3	H1
1,2-Dichloroethane	ND	ug/kg	4.3	2.2	1		07/17/14 17:39	107-06-2	H1
1,1-Dichloroethene	ND	ug/kg	4.3	2.2	1		07/17/14 17:39	75-35-4	H1
cis-1,2-Dichloroethene	**5.6**	ug/kg	4.3	2.2	1		07/17/14 17:39	156-59-2	H1
trans-1,2-Dichloroethene	ND	ug/kg	4.3	2.2	1		07/17/14 17:39	156-60-5	H1
1,2-Dichloropropane	ND	ug/kg	4.3	2.2	1		07/17/14 17:39	78-87-5	H1
cis-1,3-Dichloropropene	ND	ug/kg	4.3	2.2	1		07/17/14 17:39	10061-01-5	H1
trans-1,3-Dichloropropene	ND	ug/kg	4.3	2.2	1		07/17/14 17:39	10061-02-6	H1
Ethylbenzene	ND	ug/kg	4.3	2.2	1		07/17/14 17:39	100-41-4	H1
2-Hexanone	ND	ug/kg	17.3	8.7	1		07/17/14 17:39	591-78-6	H1
Methylene chloride	ND	ug/kg	4.3	2.2	1		07/17/14 17:39	75-09-2	H1
4-Methyl-2-pentanone (MIBK)	ND	ug/kg	8.7	4.3	1		07/17/14 17:39	108-10-1	H1
Styrene	ND	ug/kg	4.3	2.2	1		07/17/14 17:39	100-42-5	H1
1,1,2,2-Tetrachloroethane	ND	ug/kg	4.3	2.2	1		07/17/14 17:39	79-34-5	H1
Tetrachloroethene	ND	ug/kg	4.3	2.2	1		07/17/14 17:39	127-18-4	H1
Toluene	ND	ug/kg	4.3	2.2	1		07/17/14 17:39	108-88-3	H1
1,1,1-Trichloroethane	ND	ug/kg	4.3	2.2	1		07/17/14 17:39	71-55-6	H1
1,1,2-Trichloroethane	ND	ug/kg	4.3	2.2	1		07/17/14 17:39	79-00-5	H1
Trichloroethene	**549**	ug/kg	209	105	50		07/18/14 11:03	79-01-6	H1
Vinyl chloride	ND	ug/kg	4.3	2.2	1		07/17/14 17:39	75-01-4	H1
Xylene (Total)	ND	ug/kg	4.3	2.2	1		07/17/14 17:39	1330-20-7	
Surrogates									
Toluene-d8 (S)	98	%	80-120		1		07/17/14 17:39	2037-26-5	
4-Bromofluorobenzene (S)	99	%	76-123		1		07/17/14 17:39	460-00-4	
1,2-Dichloroethane-d4 (S)	113	%	75-129		1		07/17/14 17:39	17060-07-0	
Percent Moisture	Analytical Method: ASTM D2974								
Percent Moisture	**11.5**	%	0.50	0.50	1		06/27/14 00:00		

REPORT OF LABORATORY ANALYSIS

This report shall not be reproduced, except in full,
without the written consent of Pace Analytical Services, Inc..

Pace Analytical Services, Inc.
9608 Loiret Blvd.
Lenexa, KS 66219
(913)599-5665

ANALYTICAL RESULTS

Project: Fort Smith
Pace Project No.: 60172418

Sample: DP-29 (3.0 FT) - 062014 **Lab ID: 60172418013** Collected: 06/25/14 10:25 Received: 06/26/14 02:03 Matrix: Solid

Results reported on a "dry-weight" basis
Comments: • Analysis performed outside of holding time per the clients request.

Parameters	Results	Units	Report Limit	MDL	DF	Prepared	Analyzed	CAS No.	Qual
8260 MSV 5035A VOA	Analytical Method: EPA 8260								
Acetone	**50.6**	ug/kg	17.8	8.9	1		07/17/14 17:55	67-64-1	H1
Benzene	ND	ug/kg	4.5	2.2	1		07/17/14 17:55	71-43-2	H1
Bromodichloromethane	ND	ug/kg	4.5	2.2	1		07/17/14 17:55	75-27-4	H1
Bromoform	ND	ug/kg	4.5	2.2	1		07/17/14 17:55	75-25-2	H1
Bromomethane	ND	ug/kg	4.5	2.2	1		07/17/14 17:55	74-83-9	H1
2-Butanone (MEK)	ND	ug/kg	8.9	4.5	1		07/17/14 17:55	78-93-3	H1
Carbon disulfide	ND	ug/kg	4.5	2.2	1		07/17/14 17:55	75-15-0	H1
Carbon tetrachloride	**5.2**	ug/kg	4.5	2.2	1		07/17/14 17:55	56-23-5	H1
Chlorobenzene	ND	ug/kg	4.5	2.2	1		07/17/14 17:55	108-90-7	H1
Chloroethane	ND	ug/kg	4.5	2.2	1		07/17/14 17:55	75-00-3	H1
Chloroform	**25.8**	ug/kg	4.5	2.2	1		07/17/14 17:55	67-66-3	H1
Chloromethane	ND	ug/kg	4.5	2.2	1		07/17/14 17:55	74-87-3	H1
Dibromochloromethane	ND	ug/kg	4.5	2.2	1		07/17/14 17:55	124-48-1	H1
1,1-Dichloroethane	ND	ug/kg	4.5	2.2	1		07/17/14 17:55	75-34-3	H1
1,2-Dichloroethane	ND	ug/kg	4.5	2.2	1		07/17/14 17:55	107-06-2	H1
1,1-Dichloroethene	**110**	ug/kg	4.5	2.2	1		07/17/14 17:55	75-35-4	H1
cis-1,2-Dichloroethene	**18500**	ug/kg	2280	1140	500		07/18/14 11:18	156-59-2	H1
trans-1,2-Dichloroethene	**240**	ug/kg	4.5	2.2	1		07/17/14 17:55	156-60-5	H1
1,2-Dichloropropane	ND	ug/kg	4.5	2.2	1		07/17/14 17:55	78-87-5	H1
cis-1,3-Dichloropropene	ND	ug/kg	4.5	2.2	1		07/17/14 17:55	10061-01-5	H1
trans-1,3-Dichloropropene	ND	ug/kg	4.5	2.2	1		07/17/14 17:55	10061-02-6	H1
Ethylbenzene	ND	ug/kg	4.5	2.2	1		07/17/14 17:55	100-41-4	H1
2-Hexanone	ND	ug/kg	17.8	8.9	1		07/17/14 17:55	591-78-6	H1
Methylene chloride	**720**	ug/kg	4.5	2.2	1		07/17/14 17:55	75-09-2	E
Methylene chloride	ND	ug/kg	2280	1140	500		07/18/14 11:18	75-09-2	H1
4-Methyl-2-pentanone (MIBK)	ND	ug/kg	8.9	4.5	1		07/17/14 17:55	108-10-1	H1
Styrene	ND	ug/kg	4.5	2.2	1		07/17/14 17:55	100-42-5	H1
1,1,2,2-Tetrachloroethane	ND	ug/kg	4.5	2.2	1		07/17/14 17:55	79-34-5	H1
Tetrachloroethene	**110**	ug/kg	4.5	2.2	1		07/17/14 17:55	127-18-4	H1
Toluene	**26.0**	ug/kg	4.5	2.2	1		07/17/14 17:55	108-88-3	H1
1,1,1-Trichloroethane	ND	ug/kg	4.5	2.2	1		07/17/14 17:55	71-55-6	H1
1,1,2-Trichloroethane	**15.5**	ug/kg	4.5	2.2	1		07/17/14 17:55	79-00-5	H1
Trichloroethene	**135000**	ug/kg	2280	1140	500		07/18/14 11:18	79-01-6	H1
Vinyl chloride	**823**	ug/kg	4.5	2.2	1		07/17/14 17:55	75-01-4	E
Vinyl chloride	ND	ug/kg	2280	1140	500		07/18/14 11:18	75-01-4	H1
Xylene (Total)	**6.9**	ug/kg	4.5	2.2	1		07/17/14 17:55	1330-20-7	
Surrogates									
Toluene-d8 (S)	98	%	80-120		1		07/17/14 17:55	2037-26-5	
4-Bromofluorobenzene (S)	99	%	76-123		1		07/17/14 17:55	460-00-4	
1,2-Dichloroethane-d4 (S)	112	%	75-129		1		07/17/14 17:55	17060-07-0	
Percent Moisture	Analytical Method: ASTM D2974								
Percent Moisture	**16.7**	%	0.50	0.50	1		06/27/14 00:00		

REPORT OF LABORATORY ANALYSIS

This report shall not be reproduced, except in full,
without the written consent of Pace Analytical Services, Inc..

Pace Analytical Services, Inc.
9608 Loiret Blvd.
Lenexa, KS 66219
(913)599-5665

ANALYTICAL RESULTS

Project: Fort Smith
Pace Project No.: 60172418

Sample: DP-29 (9.0 FT) - 062014 **Lab ID: 60172418014** Collected: 06/25/14 10:35 Received: 06/26/14 02:03 Matrix: Solid

Results reported on a "dry-weight" basis

Parameters	Results	Units	Report Limit	MDL	DF	Prepared	Analyzed	CAS No.	Qual
8260 MSV 5035A VOA	Analytical Method: EPA 8260								
Acetone	ND	ug/kg	18.9	9.5	1		06/28/14 20:46	67-64-1	
Benzene	ND	ug/kg	4.7	2.4	1		06/28/14 20:46	71-43-2	
Bromodichloromethane	**2.6J**	ug/kg	4.7	2.4	1		06/28/14 20:46	75-27-4	
Bromoform	ND	ug/kg	4.7	2.4	1		06/28/14 20:46	75-25-2	
Bromomethane	ND	ug/kg	4.7	2.4	1		06/28/14 20:46	74-83-9	
2-Butanone (MEK)	ND	ug/kg	9.5	4.7	1		06/28/14 20:46	78-93-3	
Carbon disulfide	ND	ug/kg	4.7	2.4	1		06/28/14 20:46	75-15-0	
Carbon tetrachloride	ND	ug/kg	4.7	2.4	1		06/28/14 20:46	56-23-5	
Chlorobenzene	ND	ug/kg	4.7	2.4	1		06/28/14 20:46	108-90-7	
Chloroethane	ND	ug/kg	4.7	2.4	1		06/28/14 20:46	75-00-3	
Chloroform	**32.9**	ug/kg	4.7	2.4	1		06/28/14 20:46	67-66-3	
Chloromethane	ND	ug/kg	4.7	2.4	1		06/28/14 20:46	74-87-3	
Dibromochloromethane	ND	ug/kg	4.7	2.4	1		06/28/14 20:46	124-48-1	
1,1-Dichloroethane	ND	ug/kg	4.7	2.4	1		06/28/14 20:46	75-34-3	
1,2-Dichloroethane	ND	ug/kg	4.7	2.4	1		06/28/14 20:46	107-06-2	
1,1-Dichloroethene	**94.8**	ug/kg	4.7	2.4	1		06/28/14 20:46	75-35-4	
cis-1,2-Dichloroethene	**169**	ug/kg	4.7	2.4	1		06/28/14 20:46	156-59-2	
trans-1,2-Dichloroethene	ND	ug/kg	4.7	2.4	1		06/28/14 20:46	156-60-5	
1,2-Dichloropropane	ND	ug/kg	4.7	2.4	1		06/28/14 20:46	78-87-5	
cis-1,3-Dichloropropene	ND	ug/kg	4.7	2.4	1		06/28/14 20:46	10061-01-5	
trans-1,3-Dichloropropene	ND	ug/kg	4.7	2.4	1		06/28/14 20:46	10061-02-6	
Ethylbenzene	ND	ug/kg	4.7	2.4	1		06/28/14 20:46	100-41-4	
2-Hexanone	ND	ug/kg	18.9	9.5	1		06/28/14 20:46	591-78-6	
Methylene chloride	**1210J**	ug/kg	2180	1090	500		06/29/14 19:16	75-09-2	B,L1
4-Methyl-2-pentanone (MIBK)	ND	ug/kg	9.5	4.7	1		06/28/14 20:46	108-10-1	
Styrene	ND	ug/kg	4.7	2.4	1		06/28/14 20:46	100-42-5	
1,1,2,2-Tetrachloroethane	ND	ug/kg	4.7	2.4	1		06/28/14 20:46	79-34-5	
Tetrachloroethene	**8.0**	ug/kg	4.7	2.4	1		06/28/14 20:46	127-18-4	
Toluene	**4.4J**	ug/kg	4.7	2.4	1		06/28/14 20:46	108-88-3	
1,1,1-Trichloroethane	ND	ug/kg	4.7	2.4	1		06/28/14 20:46	71-55-6	
1,1,2-Trichloroethane	**10.7**	ug/kg	4.7	2.4	1		06/28/14 20:46	79-00-5	
Trichloroethene	**87400**	ug/kg	2180	1090	500		06/29/14 19:16	79-01-6	
Vinyl chloride	**60.1**	ug/kg	4.7	2.4	1		06/28/14 20:46	75-01-4	
Xylene (Total)	ND	ug/kg	4.7	2.4	1		06/28/14 20:46	1330-20-7	
Surrogates									
Toluene-d8 (S)	105	%	80-120		1		06/28/14 20:46	2037-26-5	
4-Bromofluorobenzene (S)	101	%	76-123		1		06/28/14 20:46	460-00-4	
1,2-Dichloroethane-d4 (S)	115	%	75-129		1		06/28/14 20:46	17060-07-0	
Percent Moisture	Analytical Method: ASTM D2974								
Percent Moisture	**16.1**	%	0.50	0.50	1		06/27/14 00:00		

REPORT OF LABORATORY ANALYSIS

This report shall not be reproduced, except in full,
without the written consent of Pace Analytical Services, Inc..

Pace Analytical Services, Inc.
9608 Loiret Blvd.
Lenexa, KS 66219
(913)599-5665

ANALYTICAL RESULTS

Project: Fort Smith
Pace Project No.: 60172418

Sample: DP-29 (14.5 FT) - 062014 **Lab ID: 60172418015** Collected: 06/25/14 10:50 Received: 06/26/14 02:03 Matrix: Solid

Results reported on a "dry-weight" basis
Comments: • Analysis performed outside of holding time per the clients request.

Parameters	Results	Units	Report Limit	MDL	DF	Prepared	Analyzed	CAS No.	Qual
8260 MSV 5035A VOA	Analytical Method: EPA 8260								
Acetone	**9.5J**	ug/kg	18.1	9.1	1		07/17/14 18:10	67-64-1	H1
Benzene	ND	ug/kg	4.5	2.3	1		07/17/14 18:10	71-43-2	H1
Bromodichloromethane	ND	ug/kg	4.5	2.3	1		07/17/14 18:10	75-27-4	H1
Bromoform	ND	ug/kg	4.5	2.3	1		07/17/14 18:10	75-25-2	H1
Bromomethane	ND	ug/kg	4.5	2.3	1		07/17/14 18:10	74-83-9	H1
2-Butanone (MEK)	ND	ug/kg	9.1	4.5	1		07/17/14 18:10	78-93-3	H1
Carbon disulfide	ND	ug/kg	4.5	2.3	1		07/17/14 18:10	75-15-0	H1
Carbon tetrachloride	ND	ug/kg	4.5	2.3	1		07/17/14 18:10	56-23-5	H1
Chlorobenzene	ND	ug/kg	4.5	2.3	1		07/17/14 18:10	108-90-7	H1
Chloroethane	ND	ug/kg	4.5	2.3	1		07/17/14 18:10	75-00-3	H1
Chloroform	**6.2**	ug/kg	4.5	2.3	1		07/17/14 18:10	67-66-3	H1
Chloromethane	ND	ug/kg	4.5	2.3	1		07/17/14 18:10	74-87-3	H1
Dibromochloromethane	ND	ug/kg	4.5	2.3	1		07/17/14 18:10	124-48-1	H1
1,1-Dichloroethane	ND	ug/kg	4.5	2.3	1		07/17/14 18:10	75-34-3	H1
1,2-Dichloroethane	ND	ug/kg	4.5	2.3	1		07/17/14 18:10	107-06-2	H1
1,1-Dichloroethene	**34.1**	ug/kg	4.5	2.3	1		07/17/14 18:10	75-35-4	H1
cis-1,2-Dichloroethene	**28.4**	ug/kg	4.5	2.3	1		07/17/14 18:10	156-59-2	H1
trans-1,2-Dichloroethene	ND	ug/kg	4.5	2.3	1		07/17/14 18:10	156-60-5	H1
1,2-Dichloropropane	ND	ug/kg	4.5	2.3	1		07/17/14 18:10	78-87-5	H1
cis-1,3-Dichloropropene	ND	ug/kg	4.5	2.3	1		07/17/14 18:10	10061-01-5	H1
trans-1,3-Dichloropropene	ND	ug/kg	4.5	2.3	1		07/17/14 18:10	10061-02-6	H1
Ethylbenzene	ND	ug/kg	4.5	2.3	1		07/17/14 18:10	100-41-4	H1
2-Hexanone	ND	ug/kg	18.1	9.1	1		07/17/14 18:10	591-78-6	H1
Methylene chloride	**57.5**	ug/kg	4.5	2.3	1		07/17/14 18:10	75-09-2	H1
4-Methyl-2-pentanone (MIBK)	ND	ug/kg	9.1	4.5	1		07/17/14 18:10	108-10-1	H1
Styrene	ND	ug/kg	4.5	2.3	1		07/17/14 18:10	100-42-5	H1
1,1,2,2-Tetrachloroethane	ND	ug/kg	4.5	2.3	1		07/17/14 18:10	79-34-5	H1
Tetrachloroethene	**3.3J**	ug/kg	4.5	2.3	1		07/17/14 18:10	127-18-4	H1
Toluene	ND	ug/kg	4.5	2.3	1		07/17/14 18:10	108-88-3	H1
1,1,1-Trichloroethane	ND	ug/kg	4.5	2.3	1		07/17/14 18:10	71-55-6	H1
1,1,2-Trichloroethane	ND	ug/kg	4.5	2.3	1		07/17/14 18:10	79-00-5	H1
Trichloroethene	**20700**	ug/kg	410	205	100		07/18/14 11:33	79-01-6	H1
Vinyl chloride	**6.2**	ug/kg	4.5	2.3	1		07/17/14 18:10	75-01-4	H1
Xylene (Total)	ND	ug/kg	4.5	2.3	1		07/17/14 18:10	1330-20-7	
Surrogates									
Toluene-d8 (S)	99	%	80-120		1		07/17/14 18:10	2037-26-5	
4-Bromofluorobenzene (S)	100	%	76-123		1		07/17/14 18:10	460-00-4	
1,2-Dichloroethane-d4 (S)	111	%	75-129		1		07/17/14 18:10	17060-07-0	
Percent Moisture	Analytical Method: ASTM D2974								
Percent Moisture	**15.1**	%	0.50	0.50	1		06/27/14 00:00		

REPORT OF LABORATORY ANALYSIS

This report shall not be reproduced, except in full,
without the written consent of Pace Analytical Services, Inc..

Pace Analytical Services, Inc.
9608 Loiret Blvd.
Lenexa, KS 66219
(913)599-5665

ANALYTICAL RESULTS

Project: Fort Smith
Pace Project No.: 60172418

Sample: DP-29 (17.0 FT) - 062014 **Lab ID: 60172418016** Collected: 06/25/14 11:00 Received: 06/26/14 02:03 Matrix: Solid

Results reported on a "dry-weight" basis

Parameters	Results	Units	Report Limit	MDL	DF	Prepared	Analyzed	CAS No.	Qual
Percent Moisture	Analytical Method: ASTM D2974								
Percent Moisture	**15.9**	%	0.50	0.50	1		06/27/14 00:00		

REPORT OF LABORATORY ANALYSIS

This report shall not be reproduced, except in full,
without the written consent of Pace Analytical Services, Inc..

Pace Analytical Services, Inc.
9608 Loiret Blvd.
Lenexa, KS 66219
(913)599-5665

ANALYTICAL RESULTS

Project: Fort Smith
Pace Project No.: 60172418

Sample: DP-29 (17.0 FT) - 062014-DUP **Lab ID: 60172418017** Collected: 06/25/14 11:00 Received: 06/26/14 02:03 Matrix: Solid

Results reported on a "dry-weight" basis

Parameters	Results	Units	Report Limit	MDL	DF	Prepared	Analyzed	CAS No.	Qual
Percent Moisture	Analytical Method: ASTM D2974								
Percent Moisture	**15.7**	%	0.50	0.50	1		06/27/14 00:00		

REPORT OF LABORATORY ANALYSIS

This report shall not be reproduced, except in full,
without the written consent of Pace Analytical Services, Inc..

Pace Analytical Services, Inc.
9608 Loiret Blvd.
Lenexa, KS 66219
(913)599-5665

ANALYTICAL RESULTS

Project: Fort Smith
Pace Project No.: 60172418

Sample: DP-29 (20.5 FT) - 062014 **Lab ID: 60172418018** Collected: 06/25/14 11:20 Received: 06/26/14 02:03 Matrix: Solid

Results reported on a "dry-weight" basis

Parameters	Results	Units	Report Limit	MDL	DF	Prepared	Analyzed	CAS No.	Qual
8260 MSV 5035A VOA	Analytical Method: EPA 8260								
Acetone	ND	ug/kg	18.8	9.4	1		06/28/14 21:01	67-64-1	
Benzene	ND	ug/kg	4.7	2.3	1		06/28/14 21:01	71-43-2	
Bromodichloromethane	ND	ug/kg	4.7	2.3	1		06/28/14 21:01	75-27-4	
Bromoform	ND	ug/kg	4.7	2.3	1		06/28/14 21:01	75-25-2	
Bromomethane	ND	ug/kg	4.7	2.3	1		06/28/14 21:01	74-83-9	
2-Butanone (MEK)	ND	ug/kg	9.4	4.7	1		06/28/14 21:01	78-93-3	
Carbon disulfide	ND	ug/kg	4.7	2.3	1		06/28/14 21:01	75-15-0	
Carbon tetrachloride	ND	ug/kg	4.7	2.3	1		06/28/14 21:01	56-23-5	
Chlorobenzene	ND	ug/kg	4.7	2.3	1		06/28/14 21:01	108-90-7	
Chloroethane	ND	ug/kg	4.7	2.3	1		06/28/14 21:01	75-00-3	
Chloroform	ND	ug/kg	4.7	2.3	1		06/28/14 21:01	67-66-3	
Chloromethane	ND	ug/kg	4.7	2.3	1		06/28/14 21:01	74-87-3	
Dibromochloromethane	ND	ug/kg	4.7	2.3	1		06/28/14 21:01	124-48-1	
1,1-Dichloroethane	ND	ug/kg	4.7	2.3	1		06/28/14 21:01	75-34-3	
1,2-Dichloroethane	ND	ug/kg	4.7	2.3	1		06/28/14 21:01	107-06-2	
1,1-Dichloroethene	**9.7**	ug/kg	4.7	2.3	1		06/28/14 21:01	75-35-4	
cis-1,2-Dichloroethene	**23.1**	ug/kg	4.7	2.3	1		06/28/14 21:01	156-59-2	
trans-1,2-Dichloroethene	ND	ug/kg	4.7	2.3	1		06/28/14 21:01	156-60-5	
1,2-Dichloropropane	ND	ug/kg	4.7	2.3	1		06/28/14 21:01	78-87-5	
cis-1,3-Dichloropropene	ND	ug/kg	4.7	2.3	1		06/28/14 21:01	10061-01-5	
trans-1,3-Dichloropropene	ND	ug/kg	4.7	2.3	1		06/28/14 21:01	10061-02-6	
Ethylbenzene	ND	ug/kg	4.7	2.3	1		06/28/14 21:01	100-41-4	
2-Hexanone	ND	ug/kg	18.8	9.4	1		06/28/14 21:01	591-78-6	
Methylene chloride	**4.6J**	ug/kg	4.7	2.3	1		06/28/14 21:01	75-09-2	B,L1
4-Methyl-2-pentanone (MIBK)	ND	ug/kg	9.4	4.7	1		06/28/14 21:01	108-10-1	
Styrene	ND	ug/kg	4.7	2.3	1		06/28/14 21:01	100-42-5	
1,1,2,2-Tetrachloroethane	ND	ug/kg	4.7	2.3	1		06/28/14 21:01	79-34-5	
Tetrachloroethene	ND	ug/kg	4.7	2.3	1		06/28/14 21:01	127-18-4	
Toluene	ND	ug/kg	4.7	2.3	1		06/28/14 21:01	108-88-3	
1,1,1-Trichloroethane	ND	ug/kg	4.7	2.3	1		06/28/14 21:01	71-55-6	
1,1,2-Trichloroethane	ND	ug/kg	4.7	2.3	1		06/28/14 21:01	79-00-5	
Trichloroethene	**1740**	ug/kg	505	253	100		06/29/14 19:31	79-01-6	
Vinyl chloride	ND	ug/kg	4.7	2.3	1		06/28/14 21:01	75-01-4	
Xylene (Total)	ND	ug/kg	4.7	2.3	1		06/28/14 21:01	1330-20-7	
Surrogates									
Toluene-d8 (S)	102	%	80-120		1		06/28/14 21:01	2037-26-5	
4-Bromofluorobenzene (S)	101	%	76-123		1		06/28/14 21:01	460-00-4	
1,2-Dichloroethane-d4 (S)	112	%	75-129		1		06/28/14 21:01	17060-07-0	
Percent Moisture	Analytical Method: ASTM D2974								
Percent Moisture	**15.6**	%	0.50	0.50	1		06/27/14 00:00		

REPORT OF LABORATORY ANALYSIS

This report shall not be reproduced, except in full,
without the written consent of Pace Analytical Services, Inc..

Pace Analytical Services, Inc.
9608 Loiret Blvd.
Lenexa, KS 66219
(913)599-5665

ANALYTICAL RESULTS

Project: Fort Smith
Pace Project No.: 60172418

Sample: DP-30 (4.5 FT) - 062014 **Lab ID: 60172418019** Collected: 06/25/14 13:20 Received: 06/26/14 02:03 Matrix: Solid

Results reported on a "dry-weight" basis
Comments: • Analysis performed outside of holding time per the clients request.

Parameters	Results	Units	Report Limit	MDL	DF	Prepared	Analyzed	CAS No.	Qual
8260 MSV 5035A VOA	Analytical Method: EPA 8260								
Acetone	**9.7J**	ug/kg	17.5	8.7	1		07/17/14 18:26	67-64-1	H1
Benzene	ND	ug/kg	4.4	2.2	1		07/17/14 18:26	71-43-2	H1
Bromodichloromethane	ND	ug/kg	4.4	2.2	1		07/17/14 18:26	75-27-4	H1
Bromoform	ND	ug/kg	4.4	2.2	1		07/17/14 18:26	75-25-2	H1
Bromomethane	ND	ug/kg	4.4	2.2	1		07/17/14 18:26	74-83-9	H1
2-Butanone (MEK)	ND	ug/kg	8.7	4.4	1		07/17/14 18:26	78-93-3	H1
Carbon disulfide	ND	ug/kg	4.4	2.2	1		07/17/14 18:26	75-15-0	H1
Carbon tetrachloride	ND	ug/kg	4.4	2.2	1		07/17/14 18:26	56-23-5	H1
Chlorobenzene	ND	ug/kg	4.4	2.2	1		07/17/14 18:26	108-90-7	H1
Chloroethane	ND	ug/kg	4.4	2.2	1		07/17/14 18:26	75-00-3	H1
Chloroform	ND	ug/kg	4.4	2.2	1		07/17/14 18:26	67-66-3	H1
Chloromethane	ND	ug/kg	4.4	2.2	1		07/17/14 18:26	74-87-3	H1
Dibromochloromethane	ND	ug/kg	4.4	2.2	1		07/17/14 18:26	124-48-1	H1
1,1-Dichloroethane	ND	ug/kg	4.4	2.2	1		07/17/14 18:26	75-34-3	H1
1,2-Dichloroethane	ND	ug/kg	4.4	2.2	1		07/17/14 18:26	107-06-2	H1
1,1-Dichloroethene	**4.6**	ug/kg	4.4	2.2	1		07/17/14 18:26	75-35-4	H1
cis-1,2-Dichloroethene	**531**	ug/kg	483	241	100		07/18/14 11:49	156-59-2	H1
trans-1,2-Dichloroethene	ND	ug/kg	4.4	2.2	1		07/17/14 18:26	156-60-5	H1
1,2-Dichloropropane	ND	ug/kg	4.4	2.2	1		07/17/14 18:26	78-87-5	H1
cis-1,3-Dichloropropene	ND	ug/kg	4.4	2.2	1		07/17/14 18:26	10061-01-5	H1
trans-1,3-Dichloropropene	ND	ug/kg	4.4	2.2	1		07/17/14 18:26	10061-02-6	H1
Ethylbenzene	ND	ug/kg	4.4	2.2	1		07/17/14 18:26	100-41-4	H1
2-Hexanone	ND	ug/kg	17.5	8.7	1		07/17/14 18:26	591-78-6	H1
Methylene chloride	ND	ug/kg	4.4	2.2	1		07/17/14 18:26	75-09-2	H1
4-Methyl-2-pentanone (MIBK)	ND	ug/kg	8.7	4.4	1		07/17/14 18:26	108-10-1	H1
Styrene	ND	ug/kg	4.4	2.2	1		07/17/14 18:26	100-42-5	H1
1,1,2,2-Tetrachloroethane	ND	ug/kg	4.4	2.2	1		07/17/14 18:26	79-34-5	H1
Tetrachloroethene	**5.9**	ug/kg	4.4	2.2	1		07/17/14 18:26	127-18-4	H1
Toluene	ND	ug/kg	4.4	2.2	1		07/17/14 18:26	108-88-3	H1
1,1,1-Trichloroethane	ND	ug/kg	4.4	2.2	1		07/17/14 18:26	71-55-6	H1
1,1,2-Trichloroethane	ND	ug/kg	4.4	2.2	1		07/17/14 18:26	79-00-5	H1
Trichloroethene	**4030**	ug/kg	483	241	100		07/18/14 11:49	79-01-6	H1
Vinyl chloride	**113**	ug/kg	4.4	2.2	1		07/17/14 18:26	75-01-4	H1
Xylene (Total)	ND	ug/kg	4.4	2.2	1		07/17/14 18:26	1330-20-7	
Surrogates									
Toluene-d8 (S)	99	%	80-120		1		07/17/14 18:26	2037-26-5	
4-Bromofluorobenzene (S)	102	%	76-123		1		07/17/14 18:26	460-00-4	
1,2-Dichloroethane-d4 (S)	113	%	75-129		1		07/17/14 18:26	17060-07-0	
Percent Moisture	Analytical Method: ASTM D2974								
Percent Moisture	**17.1**	%	0.50	0.50	1		06/27/14 00:00		

REPORT OF LABORATORY ANALYSIS

This report shall not be reproduced, except in full,
without the written consent of Pace Analytical Services, Inc..

Pace Analytical Services, Inc.
9608 Loiret Blvd.
Lenexa, KS 66219
(913)599-5665

ANALYTICAL RESULTS

Project: Fort Smith
Pace Project No.: 60172418

Sample: DP-30 (8.0 FT) - 062014 **Lab ID: 60172418020** Collected: 06/25/14 13:35 Received: 06/26/14 02:03 Matrix: Solid

Results reported on a "dry-weight" basis
Comments: • Analysis performed outside of holding time per the clients request.

Parameters	Results	Units	Report Limit	MDL	DF	Prepared	Analyzed	CAS No.	Qual
8260 MSV 5035A VOA	Analytical Method: EPA 8260								
Acetone	**15.5J**	ug/kg	17.9	9.0	1		07/17/14 18:41	67-64-1	H1
Benzene	ND	ug/kg	4.5	2.2	1		07/17/14 18:41	71-43-2	H1
Bromodichloromethane	ND	ug/kg	4.5	2.2	1		07/17/14 18:41	75-27-4	H1
Bromoform	ND	ug/kg	4.5	2.2	1		07/17/14 18:41	75-25-2	H1
Bromomethane	ND	ug/kg	4.5	2.2	1		07/17/14 18:41	74-83-9	H1
2-Butanone (MEK)	ND	ug/kg	9.0	4.5	1		07/17/14 18:41	78-93-3	H1
Carbon disulfide	ND	ug/kg	4.5	2.2	1		07/17/14 18:41	75-15-0	H1
Carbon tetrachloride	ND	ug/kg	4.5	2.2	1		07/17/14 18:41	56-23-5	H1
Chlorobenzene	ND	ug/kg	4.5	2.2	1		07/17/14 18:41	108-90-7	H1
Chloroethane	ND	ug/kg	4.5	2.2	1		07/17/14 18:41	75-00-3	H1
Chloroform	**3.9J**	ug/kg	4.5	2.2	1		07/17/14 18:41	67-66-3	H1
Chloromethane	ND	ug/kg	4.5	2.2	1		07/17/14 18:41	74-87-3	H1
Dibromochloromethane	ND	ug/kg	4.5	2.2	1		07/17/14 18:41	124-48-1	H1
1,1-Dichloroethane	ND	ug/kg	4.5	2.2	1		07/17/14 18:41	75-34-3	H1
1,2-Dichloroethane	ND	ug/kg	4.5	2.2	1		07/17/14 18:41	107-06-2	H1
1,1-Dichloroethene	**64.0**	ug/kg	4.5	2.2	1		07/17/14 18:41	75-35-4	H1
cis-1,2-Dichloroethene	**2230**	ug/kg	456	228	100		07/18/14 12:04	156-59-2	H1
trans-1,2-Dichloroethene	**13.9**	ug/kg	4.5	2.2	1		07/17/14 18:41	156-60-5	H1
1,2-Dichloropropane	ND	ug/kg	4.5	2.2	1		07/17/14 18:41	78-87-5	H1
cis-1,3-Dichloropropene	ND	ug/kg	4.5	2.2	1		07/17/14 18:41	10061-01-5	H1
trans-1,3-Dichloropropene	ND	ug/kg	4.5	2.2	1		07/17/14 18:41	10061-02-6	H1
Ethylbenzene	ND	ug/kg	4.5	2.2	1		07/17/14 18:41	100-41-4	H1
2-Hexanone	ND	ug/kg	17.9	9.0	1		07/17/14 18:41	591-78-6	H1
Methylene chloride	ND	ug/kg	4.5	2.2	1		07/17/14 18:41	75-09-2	H1
4-Methyl-2-pentanone (MIBK)	ND	ug/kg	9.0	4.5	1		07/17/14 18:41	108-10-1	H1
Styrene	ND	ug/kg	4.5	2.2	1		07/17/14 18:41	100-42-5	H1
1,1,2,2-Tetrachloroethane	ND	ug/kg	4.5	2.2	1		07/17/14 18:41	79-34-5	H1
Tetrachloroethene	**16.7**	ug/kg	4.5	2.2	1		07/17/14 18:41	127-18-4	H1
Toluene	**3.7J**	ug/kg	4.5	2.2	1		07/17/14 18:41	108-88-3	H1
1,1,1-Trichloroethane	ND	ug/kg	4.5	2.2	1		07/17/14 18:41	71-55-6	H1
1,1,2-Trichloroethane	ND	ug/kg	4.5	2.2	1		07/17/14 18:41	79-00-5	H1
Trichloroethene	**21400**	ug/kg	456	228	100		07/18/14 12:04	79-01-6	H1
Vinyl chloride	**404J**	ug/kg	456	228	100		07/18/14 12:04	75-01-4	H1
Xylene (Total)	ND	ug/kg	4.5	2.2	1		07/17/14 18:41	1330-20-7	
Surrogates									
Toluene-d8 (S)	100	%	80-120		1		07/17/14 18:41	2037-26-5	
4-Bromofluorobenzene (S)	102	%	76-123		1		07/17/14 18:41	460-00-4	
1,2-Dichloroethane-d4 (S)	113	%	75-129		1		07/17/14 18:41	17060-07-0	
Percent Moisture	Analytical Method: ASTM D2974								
Percent Moisture	**15.0**	%	0.50	0.50	1		06/27/14 00:00		

REPORT OF LABORATORY ANALYSIS

This report shall not be reproduced, except in full,
without the written consent of Pace Analytical Services, Inc..

Pace Analytical Services, Inc.
9608 Loiret Blvd.
Lenexa, KS 66219
(913)599-5665

ANALYTICAL RESULTS

Project: Fort Smith
Pace Project No.: 60172418

Sample: DP-30 (13.5 FT) - 062014 **Lab ID: 60172418021** Collected: 06/25/14 13:45 Received: 06/26/14 02:03 Matrix: Solid

Results reported on a "dry-weight" basis

Parameters	Results	Units	Report Limit	MDL	DF	Prepared	Analyzed	CAS No.	Qual
8260 MSV 5035A VOA	Analytical Method: EPA 8260								
Acetone	ND	ug/kg	17.7	8.8	1		06/28/14 21:17	67-64-1	
Benzene	ND	ug/kg	4.4	2.2	1		06/28/14 21:17	71-43-2	
Bromodichloromethane	ND	ug/kg	4.4	2.2	1		06/28/14 21:17	75-27-4	
Bromoform	ND	ug/kg	4.4	2.2	1		06/28/14 21:17	75-25-2	
Bromomethane	ND	ug/kg	4.4	2.2	1		06/28/14 21:17	74-83-9	
2-Butanone (MEK)	ND	ug/kg	8.8	4.4	1		06/28/14 21:17	78-93-3	
Carbon disulfide	**2.8J**	ug/kg	4.4	2.2	1		06/28/14 21:17	75-15-0	
Carbon tetrachloride	ND	ug/kg	4.4	2.2	1		06/28/14 21:17	56-23-5	
Chlorobenzene	ND	ug/kg	4.4	2.2	1		06/28/14 21:17	108-90-7	
Chloroethane	ND	ug/kg	4.4	2.2	1		06/28/14 21:17	75-00-3	
Chloroform	**6.7**	ug/kg	4.4	2.2	1		06/28/14 21:17	67-66-3	
Chloromethane	ND	ug/kg	4.4	2.2	1		06/28/14 21:17	74-87-3	
Dibromochloromethane	ND	ug/kg	4.4	2.2	1		06/28/14 21:17	124-48-1	
1,1-Dichloroethane	ND	ug/kg	4.4	2.2	1		06/28/14 21:17	75-34-3	
1,2-Dichloroethane	ND	ug/kg	4.4	2.2	1		06/28/14 21:17	107-06-2	
1,1-Dichloroethene	**94.5**	ug/kg	4.4	2.2	1		06/28/14 21:17	75-35-4	
cis-1,2-Dichloroethene	**2010J**	ug/kg	2200	1100	500		06/29/14 19:46	156-59-2	
trans-1,2-Dichloroethene	**17.0**	ug/kg	4.4	2.2	1		06/28/14 21:17	156-60-5	
1,2-Dichloropropane	ND	ug/kg	4.4	2.2	1		06/28/14 21:17	78-87-5	
cis-1,3-Dichloropropene	ND	ug/kg	4.4	2.2	1		06/28/14 21:17	10061-01-5	
trans-1,3-Dichloropropene	ND	ug/kg	4.4	2.2	1		06/28/14 21:17	10061-02-6	
Ethylbenzene	ND	ug/kg	4.4	2.2	1		06/28/14 21:17	100-41-4	
2-Hexanone	ND	ug/kg	17.7	8.8	1		06/28/14 21:17	591-78-6	
Methylene chloride	ND	ug/kg	4.4	2.2	1		06/28/14 21:17	75-09-2	L3
4-Methyl-2-pentanone (MIBK)	ND	ug/kg	8.8	4.4	1		06/28/14 21:17	108-10-1	
Styrene	ND	ug/kg	4.4	2.2	1		06/28/14 21:17	100-42-5	
1,1,2,2-Tetrachloroethane	ND	ug/kg	4.4	2.2	1		06/28/14 21:17	79-34-5	
Tetrachloroethene	**15.2**	ug/kg	4.4	2.2	1		06/28/14 21:17	127-18-4	
Toluene	**4.8**	ug/kg	4.4	2.2	1		06/28/14 21:17	108-88-3	
1,1,1-Trichloroethane	ND	ug/kg	4.4	2.2	1		06/28/14 21:17	71-55-6	
1,1,2-Trichloroethane	**2.4J**	ug/kg	4.4	2.2	1		06/28/14 21:17	79-00-5	
Trichloroethene	**55200**	ug/kg	2200	1100	500		06/29/14 19:46	79-01-6	
Vinyl chloride	**463**	ug/kg	4.4	2.2	1		06/28/14 21:17	75-01-4	E
Vinyl chloride	ND	ug/kg	2200	1100	500		06/29/14 19:46	75-01-4	
Xylene (Total)	ND	ug/kg	4.4	2.2	1		06/28/14 21:17	1330-20-7	
Surrogates									
Toluene-d8 (S)	104	%	80-120		1		06/28/14 21:17	2037-26-5	
4-Bromofluorobenzene (S)	102	%	76-123		1		06/28/14 21:17	460-00-4	
1,2-Dichloroethane-d4 (S)	115	%	75-129		1		06/28/14 21:17	17060-07-0	
Percent Moisture	Analytical Method: ASTM D2974								
Percent Moisture	**15.0**	%	0.50	0.50	1		06/27/14 00:00		

REPORT OF LABORATORY ANALYSIS

This report shall not be reproduced, except in full,
without the written consent of Pace Analytical Services, Inc..

Pace Analytical Services, Inc.
9608 Loiret Blvd.
Lenexa, KS 66219
(913)599-5665

ANALYTICAL RESULTS

Project: Fort Smith
Pace Project No.: 60172418

Sample: DP-30 (16.5 FT) - 062015 **Lab ID: 60172418022** Collected: 06/25/14 13:55 Received: 06/26/14 02:03 Matrix: Solid

Results reported on a "dry-weight" basis

Parameters	Results	Units	Report Limit	MDL	DF	Prepared	Analyzed	CAS No.	Qual
Percent Moisture	Analytical Method: ASTM D2974								
Percent Moisture	**14.5**	%	0.50	0.50	1		06/27/14 00:00		

REPORT OF LABORATORY ANALYSIS

This report shall not be reproduced, except in full,
without the written consent of Pace Analytical Services, Inc..

Pace Analytical Services, Inc.
9608 Loiret Blvd.
Lenexa, KS 66219
(913)599-5665

ANALYTICAL RESULTS

Project: Fort Smith
Pace Project No.: 60172418

Sample: DP-30 (22.0 FT) - 062014 **Lab ID: 60172418023** Collected: 06/25/14 14:15 Received: 06/26/14 02:03 Matrix: Solid

Results reported on a "dry-weight" basis

Parameters	Results	Units	Report Limit	MDL	DF	Prepared	Analyzed	CAS No.	Qual
8260 MSV 5035A VOA	Analytical Method: EPA 8260								
Acetone	ND	ug/kg	17.3	8.6	1		06/28/14 21:32	67-64-1	
Benzene	ND	ug/kg	4.3	2.2	1		06/28/14 21:32	71-43-2	
Bromodichloromethane	ND	ug/kg	4.3	2.2	1		06/28/14 21:32	75-27-4	
Bromoform	ND	ug/kg	4.3	2.2	1		06/28/14 21:32	75-25-2	
Bromomethane	ND	ug/kg	4.3	2.2	1		06/28/14 21:32	74-83-9	
2-Butanone (MEK)	ND	ug/kg	8.6	4.3	1		06/28/14 21:32	78-93-3	
Carbon disulfide	ND	ug/kg	4.3	2.2	1		06/28/14 21:32	75-15-0	
Carbon tetrachloride	ND	ug/kg	4.3	2.2	1		06/28/14 21:32	56-23-5	
Chlorobenzene	ND	ug/kg	4.3	2.2	1		06/28/14 21:32	108-90-7	
Chloroethane	ND	ug/kg	4.3	2.2	1		06/28/14 21:32	75-00-3	
Chloroform	ND	ug/kg	4.3	2.2	1		06/28/14 21:32	67-66-3	
Chloromethane	ND	ug/kg	4.3	2.2	1		06/28/14 21:32	74-87-3	
Dibromochloromethane	ND	ug/kg	4.3	2.2	1		06/28/14 21:32	124-48-1	
1,1-Dichloroethane	ND	ug/kg	4.3	2.2	1		06/28/14 21:32	75-34-3	
1,2-Dichloroethane	ND	ug/kg	4.3	2.2	1		06/28/14 21:32	107-06-2	
1,1-Dichloroethene	**2.4J**	ug/kg	4.3	2.2	1		06/28/14 21:32	75-35-4	
cis-1,2-Dichloroethene	**15.0**	ug/kg	4.3	2.2	1		06/28/14 21:32	156-59-2	
trans-1,2-Dichloroethene	ND	ug/kg	4.3	2.2	1		06/28/14 21:32	156-60-5	
1,2-Dichloropropane	ND	ug/kg	4.3	2.2	1		06/28/14 21:32	78-87-5	
cis-1,3-Dichloropropene	ND	ug/kg	4.3	2.2	1		06/28/14 21:32	10061-01-5	
trans-1,3-Dichloropropene	ND	ug/kg	4.3	2.2	1		06/28/14 21:32	10061-02-6	
Ethylbenzene	ND	ug/kg	4.3	2.2	1		06/28/14 21:32	100-41-4	
2-Hexanone	ND	ug/kg	17.3	8.6	1		06/28/14 21:32	591-78-6	
Methylene chloride	ND	ug/kg	4.3	2.2	1		06/28/14 21:32	75-09-2	L3
4-Methyl-2-pentanone (MIBK)	ND	ug/kg	8.6	4.3	1		06/28/14 21:32	108-10-1	
Styrene	ND	ug/kg	4.3	2.2	1		06/28/14 21:32	100-42-5	
1,1,2,2-Tetrachloroethane	ND	ug/kg	4.3	2.2	1		06/28/14 21:32	79-34-5	
Tetrachloroethene	ND	ug/kg	4.3	2.2	1		06/28/14 21:32	127-18-4	
Toluene	ND	ug/kg	4.3	2.2	1		06/28/14 21:32	108-88-3	
1,1,1-Trichloroethane	ND	ug/kg	4.3	2.2	1		06/28/14 21:32	71-55-6	
1,1,2-Trichloroethane	ND	ug/kg	4.3	2.2	1		06/28/14 21:32	79-00-5	
Trichloroethene	**1620**	ug/kg	451	225	100		06/29/14 20:02	79-01-6	
Vinyl chloride	**2.5J**	ug/kg	4.3	2.2	1		06/28/14 21:32	75-01-4	
Xylene (Total)	ND	ug/kg	4.3	2.2	1		06/28/14 21:32	1330-20-7	
Surrogates									
Toluene-d8 (S)	103	%	80-120		1		06/28/14 21:32	2037-26-5	
4-Bromofluorobenzene (S)	102	%	76-123		1		06/28/14 21:32	460-00-4	
1,2-Dichloroethane-d4 (S)	112	%	75-129		1		06/28/14 21:32	17060-07-0	
Percent Moisture	Analytical Method: ASTM D2974								
Percent Moisture	**10**	%	0.50	0.50	1		06/27/14 00:00		

REPORT OF LABORATORY ANALYSIS

This report shall not be reproduced, except in full,
without the written consent of Pace Analytical Services, Inc..

Pace Analytical Services, Inc.
9608 Loiret Blvd.
Lenexa, KS 66219
(913)599-5665

ANALYTICAL RESULTS

Project: Fort Smith
Pace Project No.: 60172418

Sample: DP-30 (22.0 FT) - 062014-DUP **Lab ID: 60172418024** Collected: 06/25/14 14:15 Received: 06/26/14 02:03 Matrix: Solid

Results reported on a "dry-weight" basis

Parameters	Results	Units	Report Limit	MDL	DF	Prepared	Analyzed	CAS No.	Qual
8260 MSV 5035A VOA	Analytical Method: EPA 8260								
Acetone	ND	ug/kg	17.6	8.8	1		06/28/14 21:47	67-64-1	
Benzene	ND	ug/kg	4.4	2.2	1		06/28/14 21:47	71-43-2	
Bromodichloromethane	ND	ug/kg	4.4	2.2	1		06/28/14 21:47	75-27-4	
Bromoform	ND	ug/kg	4.4	2.2	1		06/28/14 21:47	75-25-2	
Bromomethane	ND	ug/kg	4.4	2.2	1		06/28/14 21:47	74-83-9	
2-Butanone (MEK)	ND	ug/kg	8.8	4.4	1		06/28/14 21:47	78-93-3	
Carbon disulfide	ND	ug/kg	4.4	2.2	1		06/28/14 21:47	75-15-0	
Carbon tetrachloride	ND	ug/kg	4.4	2.2	1		06/28/14 21:47	56-23-5	
Chlorobenzene	ND	ug/kg	4.4	2.2	1		06/28/14 21:47	108-90-7	
Chloroethane	ND	ug/kg	4.4	2.2	1		06/28/14 21:47	75-00-3	
Chloroform	ND	ug/kg	4.4	2.2	1		06/28/14 21:47	67-66-3	
Chloromethane	ND	ug/kg	4.4	2.2	1		06/28/14 21:47	74-87-3	
Dibromochloromethane	ND	ug/kg	4.4	2.2	1		06/28/14 21:47	124-48-1	
1,1-Dichloroethane	ND	ug/kg	4.4	2.2	1		06/28/14 21:47	75-34-3	
1,2-Dichloroethane	ND	ug/kg	4.4	2.2	1		06/28/14 21:47	107-06-2	
1,1-Dichloroethene	ND	ug/kg	4.4	2.2	1		06/28/14 21:47	75-35-4	
cis-1,2-Dichloroethene	**10.4**	ug/kg	4.4	2.2	1		06/28/14 21:47	156-59-2	
trans-1,2-Dichloroethene	ND	ug/kg	4.4	2.2	1		06/28/14 21:47	156-60-5	
1,2-Dichloropropane	ND	ug/kg	4.4	2.2	1		06/28/14 21:47	78-87-5	
cis-1,3-Dichloropropene	ND	ug/kg	4.4	2.2	1		06/28/14 21:47	10061-01-5	
trans-1,3-Dichloropropene	ND	ug/kg	4.4	2.2	1		06/28/14 21:47	10061-02-6	
Ethylbenzene	ND	ug/kg	4.4	2.2	1		06/28/14 21:47	100-41-4	
2-Hexanone	ND	ug/kg	17.6	8.8	1		06/28/14 21:47	591-78-6	
Methylene chloride	ND	ug/kg	4.4	2.2	1		06/28/14 21:47	75-09-2	L3
4-Methyl-2-pentanone (MIBK)	ND	ug/kg	8.8	4.4	1		06/28/14 21:47	108-10-1	
Styrene	ND	ug/kg	4.4	2.2	1		06/28/14 21:47	100-42-5	
1,1,2,2-Tetrachloroethane	ND	ug/kg	4.4	2.2	1		06/28/14 21:47	79-34-5	
Tetrachloroethene	ND	ug/kg	4.4	2.2	1		06/28/14 21:47	127-18-4	
Toluene	ND	ug/kg	4.4	2.2	1		06/28/14 21:47	108-88-3	
1,1,1-Trichloroethane	ND	ug/kg	4.4	2.2	1		06/28/14 21:47	71-55-6	
1,1,2-Trichloroethane	ND	ug/kg	4.4	2.2	1		06/28/14 21:47	79-00-5	
Trichloroethene	**1660**	ug/kg	245	122	50		06/29/14 20:17	79-01-6	
Vinyl chloride	ND	ug/kg	4.4	2.2	1		06/28/14 21:47	75-01-4	
Xylene (Total)	ND	ug/kg	4.4	2.2	1		06/28/14 21:47	1330-20-7	
Surrogates									
Toluene-d8 (S)	102	%	80-120		1		06/28/14 21:47	2037-26-5	
4-Bromofluorobenzene (S)	100	%	76-123		1		06/28/14 21:47	460-00-4	
1,2-Dichloroethane-d4 (S)	109	%	75-129		1		06/28/14 21:47	17060-07-0	
Percent Moisture	Analytical Method: ASTM D2974								
Percent Moisture	**10.8**	%	0.50	0.50	1		06/27/14 00:00		

REPORT OF LABORATORY ANALYSIS

This report shall not be reproduced, except in full,
without the written consent of Pace Analytical Services, Inc..

Pace Analytical Services, Inc.
9608 Loiret Blvd.
Lenexa, KS 66219
(913)599-5665

ANALYTICAL RESULTS

Project: Fort Smith
Pace Project No.: 60172418

Sample: DP-35 (4.5 FT) - 062014 **Lab ID: 60172418025** Collected: 06/25/14 14:50 Received: 06/26/14 02:03 Matrix: Solid

Results reported on a "dry-weight" basis

Parameters	Results	Units	Report Limit	MDL	DF	Prepared	Analyzed	CAS No.	Qual
Percent Moisture	Analytical Method: ASTM D2974								
Percent Moisture	**16.7**	%	0.50	0.50	1		06/27/14 00:00		

REPORT OF LABORATORY ANALYSIS

This report shall not be reproduced, except in full,
without the written consent of Pace Analytical Services, Inc..

Pace Analytical Services, Inc.
9608 Loiret Blvd.
Lenexa, KS 66219
(913)599-5665

ANALYTICAL RESULTS

Project: Fort Smith
Pace Project No.: 60172418

Sample: DP-35 (8.0 FT) - 062014 **Lab ID: 60172418026** Collected: 06/25/14 15:05 Received: 06/26/14 02:03 Matrix: Solid

Results reported on a "dry-weight" basis
Comments: • Analysis performed outside of holding time per the clients request.

Parameters	Results	Units	Report Limit	MDL	DF	Prepared	Analyzed	CAS No.	Qual
8260 MSV 5035A VOA	Analytical Method: EPA 8260								
Acetone	**12.1J**	ug/kg	17.7	8.9	1		07/17/14 18:57	67-64-1	H1
Benzene	ND	ug/kg	4.4	2.2	1		07/17/14 18:57	71-43-2	H1
Bromodichloromethane	ND	ug/kg	4.4	2.2	1		07/17/14 18:57	75-27-4	H1
Bromoform	ND	ug/kg	4.4	2.2	1		07/17/14 18:57	75-25-2	H1
Bromomethane	ND	ug/kg	4.4	2.2	1		07/17/14 18:57	74-83-9	H1
2-Butanone (MEK)	ND	ug/kg	8.9	4.4	1		07/17/14 18:57	78-93-3	H1
Carbon disulfide	ND	ug/kg	4.4	2.2	1		07/17/14 18:57	75-15-0	H1
Carbon tetrachloride	ND	ug/kg	4.4	2.2	1		07/17/14 18:57	56-23-5	H1
Chlorobenzene	ND	ug/kg	4.4	2.2	1		07/17/14 18:57	108-90-7	H1
Chloroethane	ND	ug/kg	4.4	2.2	1		07/17/14 18:57	75-00-3	H1
Chloroform	ND	ug/kg	4.4	2.2	1		07/17/14 18:57	67-66-3	H1
Chloromethane	ND	ug/kg	4.4	2.2	1		07/17/14 18:57	74-87-3	H1
Dibromochloromethane	ND	ug/kg	4.4	2.2	1		07/17/14 18:57	124-48-1	H1
1,1-Dichloroethane	ND	ug/kg	4.4	2.2	1		07/17/14 18:57	75-34-3	H1
1,2-Dichloroethane	ND	ug/kg	4.4	2.2	1		07/17/14 18:57	107-06-2	H1
1,1-Dichloroethene	ND	ug/kg	4.4	2.2	1		07/17/14 18:57	75-35-4	H1
cis-1,2-Dichloroethene	ND	ug/kg	4.8	2.4	1		07/21/14 11:20	156-59-2	H1
trans-1,2-Dichloroethene	ND	ug/kg	4.4	2.2	1		07/17/14 18:57	156-60-5	H1
1,2-Dichloropropane	ND	ug/kg	4.4	2.2	1		07/17/14 18:57	78-87-5	H1
cis-1,3-Dichloropropene	ND	ug/kg	4.4	2.2	1		07/17/14 18:57	10061-01-5	H1
trans-1,3-Dichloropropene	ND	ug/kg	4.4	2.2	1		07/17/14 18:57	10061-02-6	H1
Ethylbenzene	ND	ug/kg	4.4	2.2	1		07/17/14 18:57	100-41-4	H1
2-Hexanone	ND	ug/kg	17.7	8.9	1		07/17/14 18:57	591-78-6	H1
Methylene chloride	ND	ug/kg	4.4	2.2	1		07/17/14 18:57	75-09-2	H1
4-Methyl-2-pentanone (MIBK)	ND	ug/kg	8.9	4.4	1		07/17/14 18:57	108-10-1	H1
Styrene	ND	ug/kg	4.4	2.2	1		07/17/14 18:57	100-42-5	H1
1,1,2,2-Tetrachloroethane	ND	ug/kg	4.4	2.2	1		07/17/14 18:57	79-34-5	H1
Tetrachloroethene	ND	ug/kg	4.4	2.2	1		07/17/14 18:57	127-18-4	H1
Toluene	ND	ug/kg	4.4	2.2	1		07/17/14 18:57	108-88-3	H1
1,1,1-Trichloroethane	ND	ug/kg	4.4	2.2	1		07/17/14 18:57	71-55-6	H1
1,1,2-Trichloroethane	ND	ug/kg	4.4	2.2	1		07/17/14 18:57	79-00-5	H1
Trichloroethene	**38.0**	ug/kg	4.8	2.4	1		07/21/14 11:20	79-01-6	H1
Vinyl chloride	ND	ug/kg	4.4	2.2	1		07/17/14 18:57	75-01-4	H1
Xylene (Total)	ND	ug/kg	4.4	2.2	1		07/17/14 18:57	1330-20-7	
Surrogates									
Toluene-d8 (S)	100	%	80-120		1		07/17/14 18:57	2037-26-5	
4-Bromofluorobenzene (S)	100	%	76-123		1		07/17/14 18:57	460-00-4	
1,2-Dichloroethane-d4 (S)	117	%	75-129		1		07/17/14 18:57	17060-07-0	
Percent Moisture	Analytical Method: ASTM D2974								
Percent Moisture	**15.3**	%	0.50	0.50	1		06/27/14 00:00		

REPORT OF LABORATORY ANALYSIS

This report shall not be reproduced, except in full,
without the written consent of Pace Analytical Services, Inc..

Pace Analytical Services, Inc.
9608 Loiret Blvd.
Lenexa, KS 66219
(913)599-5665

ANALYTICAL RESULTS

Project: Fort Smith
Pace Project No.: 60172418

Sample: DP-35 (13.0 FT) - 062014 **Lab ID: 60172418027** Collected: 06/25/14 15:20 Received: 06/26/14 02:03 Matrix: Solid

Results reported on a "dry-weight" basis
Comments: • Analysis performed outside of holding time per the clients request.

Parameters	Results	Units	Report Limit	MDL	DF	Prepared	Analyzed	CAS No.	Qual
8260 MSV 5035A VOA	Analytical Method: EPA 8260								
Acetone	**9.5J**	ug/kg	17.0	8.5	1		07/17/14 19:12	67-64-1	H1
Benzene	ND	ug/kg	4.3	2.1	1		07/17/14 19:12	71-43-2	H1
Bromodichloromethane	ND	ug/kg	4.3	2.1	1		07/17/14 19:12	75-27-4	H1
Bromoform	ND	ug/kg	4.3	2.1	1		07/17/14 19:12	75-25-2	H1
Bromomethane	ND	ug/kg	4.3	2.1	1		07/17/14 19:12	74-83-9	H1
2-Butanone (MEK)	ND	ug/kg	8.5	4.3	1		07/17/14 19:12	78-93-3	H1
Carbon disulfide	ND	ug/kg	4.3	2.1	1		07/17/14 19:12	75-15-0	H1
Carbon tetrachloride	ND	ug/kg	4.3	2.1	1		07/17/14 19:12	56-23-5	H1
Chlorobenzene	ND	ug/kg	4.3	2.1	1		07/17/14 19:12	108-90-7	H1
Chloroethane	ND	ug/kg	4.3	2.1	1		07/17/14 19:12	75-00-3	H1
Chloroform	ND	ug/kg	4.3	2.1	1		07/17/14 19:12	67-66-3	H1
Chloromethane	ND	ug/kg	4.3	2.1	1		07/17/14 19:12	74-87-3	H1
Dibromochloromethane	ND	ug/kg	4.3	2.1	1		07/17/14 19:12	124-48-1	H1
1,1-Dichloroethane	ND	ug/kg	4.3	2.1	1		07/17/14 19:12	75-34-3	H1
1,2-Dichloroethane	ND	ug/kg	4.3	2.1	1		07/17/14 19:12	107-06-2	H1
1,1-Dichloroethene	ND	ug/kg	4.3	2.1	1		07/17/14 19:12	75-35-4	H1
cis-1,2-Dichloroethene	ND	ug/kg	4.5	2.3	1		07/21/14 11:36	156-59-2	H1
trans-1,2-Dichloroethene	ND	ug/kg	4.3	2.1	1		07/17/14 19:12	156-60-5	H1
1,2-Dichloropropane	ND	ug/kg	4.3	2.1	1		07/17/14 19:12	78-87-5	H1
cis-1,3-Dichloropropene	ND	ug/kg	4.3	2.1	1		07/17/14 19:12	10061-01-5	H1
trans-1,3-Dichloropropene	ND	ug/kg	4.3	2.1	1		07/17/14 19:12	10061-02-6	H1
Ethylbenzene	ND	ug/kg	4.3	2.1	1		07/17/14 19:12	100-41-4	H1
2-Hexanone	ND	ug/kg	17.0	8.5	1		07/17/14 19:12	591-78-6	H1
Methylene chloride	ND	ug/kg	4.3	2.1	1		07/17/14 19:12	75-09-2	H1
4-Methyl-2-pentanone (MIBK)	ND	ug/kg	8.5	4.3	1		07/17/14 19:12	108-10-1	H1
Styrene	ND	ug/kg	4.3	2.1	1		07/17/14 19:12	100-42-5	H1
1,1,2,2-Tetrachloroethane	ND	ug/kg	4.3	2.1	1		07/17/14 19:12	79-34-5	H1
Tetrachloroethene	ND	ug/kg	4.3	2.1	1		07/17/14 19:12	127-18-4	H1
Toluene	ND	ug/kg	4.3	2.1	1		07/17/14 19:12	108-88-3	H1
1,1,1-Trichloroethane	ND	ug/kg	4.3	2.1	1		07/17/14 19:12	71-55-6	H1
1,1,2-Trichloroethane	ND	ug/kg	4.3	2.1	1		07/17/14 19:12	79-00-5	H1
Trichloroethene	**121**	ug/kg	4.5	2.3	1		07/21/14 11:36	79-01-6	H1
Vinyl chloride	ND	ug/kg	4.3	2.1	1		07/17/14 19:12	75-01-4	H1
Xylene (Total)	ND	ug/kg	4.3	2.1	1		07/17/14 19:12	1330-20-7	
Surrogates									
Toluene-d8 (S)	99	%	80-120		1		07/17/14 19:12	2037-26-5	
4-Bromofluorobenzene (S)	101	%	76-123		1		07/17/14 19:12	460-00-4	
1,2-Dichloroethane-d4 (S)	115	%	75-129		1		07/17/14 19:12	17060-07-0	
Percent Moisture	Analytical Method: ASTM D2974								
Percent Moisture	**15.8**	%	0.50	0.50	1		06/27/14 00:00		

REPORT OF LABORATORY ANALYSIS

This report shall not be reproduced, except in full,
without the written consent of Pace Analytical Services, Inc..

Pace Analytical Services, Inc.
9608 Loiret Blvd.
Lenexa, KS 66219
(913)599-5665

ANALYTICAL RESULTS

Project: Fort Smith
Pace Project No.: 60172418

Sample: DP-35 (17.0 FT) - 062014 **Lab ID: 60172418028** Collected: 06/25/14 15:30 Received: 06/26/14 02:03 Matrix: Solid

Results reported on a "dry-weight" basis

Parameters	Results	Units	Report Limit	MDL	DF	Prepared	Analyzed	CAS No.	Qual
8260 MSV 5035A VOA	Analytical Method: EPA 8260								
Acetone	ND	ug/kg	17.3	8.7	1		06/28/14 22:03	67-64-1	
Benzene	ND	ug/kg	4.3	2.2	1		06/28/14 22:03	71-43-2	
Bromodichloromethane	ND	ug/kg	4.3	2.2	1		06/28/14 22:03	75-27-4	
Bromoform	ND	ug/kg	4.3	2.2	1		06/28/14 22:03	75-25-2	
Bromomethane	ND	ug/kg	4.3	2.2	1		06/28/14 22:03	74-83-9	
2-Butanone (MEK)	ND	ug/kg	8.7	4.3	1		06/28/14 22:03	78-93-3	
Carbon disulfide	ND	ug/kg	4.3	2.2	1		06/28/14 22:03	75-15-0	
Carbon tetrachloride	ND	ug/kg	4.3	2.2	1		06/28/14 22:03	56-23-5	
Chlorobenzene	ND	ug/kg	4.3	2.2	1		06/28/14 22:03	108-90-7	
Chloroethane	ND	ug/kg	4.3	2.2	1		06/28/14 22:03	75-00-3	
Chloroform	ND	ug/kg	4.3	2.2	1		06/28/14 22:03	67-66-3	
Chloromethane	ND	ug/kg	4.3	2.2	1		06/28/14 22:03	74-87-3	
Dibromochloromethane	ND	ug/kg	4.3	2.2	1		06/28/14 22:03	124-48-1	
1,1-Dichloroethane	ND	ug/kg	4.3	2.2	1		06/28/14 22:03	75-34-3	
1,2-Dichloroethane	ND	ug/kg	4.3	2.2	1		06/28/14 22:03	107-06-2	
1,1-Dichloroethene	**3.2J**	ug/kg	4.3	2.2	1		06/28/14 22:03	75-35-4	
cis-1,2-Dichloroethene	**20.6**	ug/kg	4.3	2.2	1		06/28/14 22:03	156-59-2	
trans-1,2-Dichloroethene	ND	ug/kg	4.3	2.2	1		06/28/14 22:03	156-60-5	
1,2-Dichloropropane	ND	ug/kg	4.3	2.2	1		06/28/14 22:03	78-87-5	
cis-1,3-Dichloropropene	ND	ug/kg	4.3	2.2	1		06/28/14 22:03	10061-01-5	
trans-1,3-Dichloropropene	ND	ug/kg	4.3	2.2	1		06/28/14 22:03	10061-02-6	
Ethylbenzene	ND	ug/kg	4.3	2.2	1		06/28/14 22:03	100-41-4	
2-Hexanone	ND	ug/kg	17.3	8.7	1		06/28/14 22:03	591-78-6	
Methylene chloride	ND	ug/kg	4.3	2.2	1		06/28/14 22:03	75-09-2	L3
4-Methyl-2-pentanone (MIBK)	ND	ug/kg	8.7	4.3	1		06/28/14 22:03	108-10-1	
Styrene	ND	ug/kg	4.3	2.2	1		06/28/14 22:03	100-42-5	
1,1,2,2-Tetrachloroethane	ND	ug/kg	4.3	2.2	1		06/28/14 22:03	79-34-5	
Tetrachloroethene	ND	ug/kg	4.3	2.2	1		06/28/14 22:03	127-18-4	
Toluene	ND	ug/kg	4.3	2.2	1		06/28/14 22:03	108-88-3	
1,1,1-Trichloroethane	ND	ug/kg	4.3	2.2	1		06/28/14 22:03	71-55-6	
1,1,2-Trichloroethane	ND	ug/kg	4.3	2.2	1		06/28/14 22:03	79-00-5	
Trichloroethene	**2030**	ug/kg	437	218	100		06/29/14 20:32	79-01-6	
Vinyl chloride	ND	ug/kg	4.3	2.2	1		06/28/14 22:03	75-01-4	
Xylene (Total)	ND	ug/kg	4.3	2.2	1		06/28/14 22:03	1330-20-7	
Surrogates									
Toluene-d8 (S)	103	%	80-120		1		06/28/14 22:03	2037-26-5	
4-Bromofluorobenzene (S)	104	%	76-123		1		06/28/14 22:03	460-00-4	
1,2-Dichloroethane-d4 (S)	111	%	75-129		1		06/28/14 22:03	17060-07-0	
Percent Moisture	Analytical Method: ASTM D2974								
Percent Moisture	**15.2**	%	0.50	0.50	1		06/27/14 00:00		

REPORT OF LABORATORY ANALYSIS

This report shall not be reproduced, except in full,
without the written consent of Pace Analytical Services, Inc..

Pace Analytical Services, Inc.
9608 Loiret Blvd.
Lenexa, KS 66219
(913)599-5665

ANALYTICAL RESULTS

Project: Fort Smith
Pace Project No.: 60172418

Sample: DP-35 (21.5 FT) - 062014 **Lab ID: 60172418029** Collected: 06/25/14 15:45 Received: 06/26/14 02:03 Matrix: Solid

Results reported on a "dry-weight" basis

Parameters	Results	Units	Report Limit	MDL	DF	Prepared	Analyzed	CAS No.	Qual
8260 MSV 5035A VOA	Analytical Method: EPA 8260								
Acetone	ND	ug/kg	14.8	7.4	1		06/28/14 22:18	67-64-1	
Benzene	ND	ug/kg	3.7	1.9	1		06/28/14 22:18	71-43-2	
Bromodichloromethane	ND	ug/kg	3.7	1.9	1		06/28/14 22:18	75-27-4	
Bromoform	ND	ug/kg	3.7	1.9	1		06/28/14 22:18	75-25-2	
Bromomethane	ND	ug/kg	3.7	1.9	1		06/28/14 22:18	74-83-9	
2-Butanone (MEK)	**4.0J**	ug/kg	7.4	3.7	1		06/28/14 22:18	78-93-3	
Carbon disulfide	ND	ug/kg	3.7	1.9	1		06/28/14 22:18	75-15-0	
Carbon tetrachloride	ND	ug/kg	3.7	1.9	1		06/28/14 22:18	56-23-5	
Chlorobenzene	ND	ug/kg	3.7	1.9	1		06/28/14 22:18	108-90-7	
Chloroethane	ND	ug/kg	3.7	1.9	1		06/28/14 22:18	75-00-3	
Chloroform	ND	ug/kg	3.7	1.9	1		06/28/14 22:18	67-66-3	
Chloromethane	ND	ug/kg	3.7	1.9	1		06/28/14 22:18	74-87-3	
Dibromochloromethane	ND	ug/kg	3.7	1.9	1		06/28/14 22:18	124-48-1	
1,1-Dichloroethane	ND	ug/kg	3.7	1.9	1		06/28/14 22:18	75-34-3	
1,2-Dichloroethane	ND	ug/kg	3.7	1.9	1		06/28/14 22:18	107-06-2	
1,1-Dichloroethene	**4.9**	ug/kg	3.7	1.9	1		06/28/14 22:18	75-35-4	
cis-1,2-Dichloroethene	**14.0**	ug/kg	3.7	1.9	1		06/28/14 22:18	156-59-2	
trans-1,2-Dichloroethene	ND	ug/kg	3.7	1.9	1		06/28/14 22:18	156-60-5	
1,2-Dichloropropane	ND	ug/kg	3.7	1.9	1		06/28/14 22:18	78-87-5	
cis-1,3-Dichloropropene	ND	ug/kg	3.7	1.9	1		06/28/14 22:18	10061-01-5	
trans-1,3-Dichloropropene	ND	ug/kg	3.7	1.9	1		06/28/14 22:18	10061-02-6	
Ethylbenzene	ND	ug/kg	3.7	1.9	1		06/28/14 22:18	100-41-4	
2-Hexanone	ND	ug/kg	14.8	7.4	1		06/28/14 22:18	591-78-6	
Methylene chloride	ND	ug/kg	3.7	1.9	1		06/28/14 22:18	75-09-2	L3
4-Methyl-2-pentanone (MIBK)	ND	ug/kg	7.4	3.7	1		06/28/14 22:18	108-10-1	
Styrene	ND	ug/kg	3.7	1.9	1		06/28/14 22:18	100-42-5	
1,1,2,2-Tetrachloroethane	ND	ug/kg	3.7	1.9	1		06/28/14 22:18	79-34-5	
Tetrachloroethene	ND	ug/kg	3.7	1.9	1		06/28/14 22:18	127-18-4	
Toluene	ND	ug/kg	3.7	1.9	1		06/28/14 22:18	108-88-3	
1,1,1-Trichloroethane	ND	ug/kg	3.7	1.9	1		06/28/14 22:18	71-55-6	
1,1,2-Trichloroethane	ND	ug/kg	3.7	1.9	1		06/28/14 22:18	79-00-5	
Trichloroethene	**2140**	ug/kg	401	200	100		06/29/14 20:48	79-01-6	
Vinyl chloride	**2.4J**	ug/kg	3.7	1.9	1		06/28/14 22:18	75-01-4	
Xylene (Total)	ND	ug/kg	3.7	1.9	1		06/28/14 22:18	1330-20-7	
Surrogates									
Toluene-d8 (S)	101	%	80-120		1		06/28/14 22:18	2037-26-5	
4-Bromofluorobenzene (S)	102	%	76-123		1		06/28/14 22:18	460-00-4	
1,2-Dichloroethane-d4 (S)	113	%	75-129		1		06/28/14 22:18	17060-07-0	
Percent Moisture	Analytical Method: ASTM D2974								
Percent Moisture	**10.8**	%	0.50	0.50	1		06/27/14 00:00		

REPORT OF LABORATORY ANALYSIS

This report shall not be reproduced, except in full,
without the written consent of Pace Analytical Services, Inc..

Pace Analytical Services, Inc.
9608 Loiret Blvd.
Lenexa, KS 66219
(913)599-5665

ANALYTICAL RESULTS

Project: Fort Smith
Pace Project No.: 60172418

Sample: TRIP BLANK 03-062014 **Lab ID: 60172418030** Collected: 06/25/14 15:45 Received: 06/26/14 02:03 Matrix: Solid

Results reported on a "wet-weight" basis

Parameters	Results	Units	Report Limit	MDL	DF	Prepared	Analyzed	CAS No.	Qual
8260 MSV 5035A VOA	Analytical Method: EPA 8260								
Acetone	ND	ug/kg	20.0	10.0	1		06/28/14 19:14	67-64-1	
Benzene	ND	ug/kg	5.0	2.5	1		06/28/14 19:14	71-43-2	
Bromodichloromethane	ND	ug/kg	5.0	2.5	1		06/28/14 19:14	75-27-4	
Bromoform	ND	ug/kg	5.0	2.5	1		06/28/14 19:14	75-25-2	
Bromomethane	ND	ug/kg	5.0	2.5	1		06/28/14 19:14	74-83-9	
2-Butanone (MEK)	ND	ug/kg	10.0	5.0	1		06/28/14 19:14	78-93-3	
Carbon disulfide	ND	ug/kg	5.0	2.5	1		06/28/14 19:14	75-15-0	
Carbon tetrachloride	ND	ug/kg	5.0	2.5	1		06/28/14 19:14	56-23-5	
Chlorobenzene	ND	ug/kg	5.0	2.5	1		06/28/14 19:14	108-90-7	
Chloroethane	ND	ug/kg	5.0	2.5	1		06/28/14 19:14	75-00-3	
Chloroform	ND	ug/kg	5.0	2.5	1		06/28/14 19:14	67-66-3	
Chloromethane	ND	ug/kg	5.0	2.5	1		06/28/14 19:14	74-87-3	
Dibromochloromethane	ND	ug/kg	5.0	2.5	1		06/28/14 19:14	124-48-1	
1,1-Dichloroethane	ND	ug/kg	5.0	2.5	1		06/28/14 19:14	75-34-3	
1,2-Dichloroethane	ND	ug/kg	5.0	2.5	1		06/28/14 19:14	107-06-2	
1,1-Dichloroethene	ND	ug/kg	5.0	2.5	1		06/28/14 19:14	75-35-4	
cis-1,2-Dichloroethene	ND	ug/kg	5.0	2.5	1		06/28/14 19:14	156-59-2	
trans-1,2-Dichloroethene	ND	ug/kg	5.0	2.5	1		06/28/14 19:14	156-60-5	
1,2-Dichloropropane	ND	ug/kg	5.0	2.5	1		06/28/14 19:14	78-87-5	
cis-1,3-Dichloropropene	ND	ug/kg	5.0	2.5	1		06/28/14 19:14	10061-01-5	
trans-1,3-Dichloropropene	ND	ug/kg	5.0	2.5	1		06/28/14 19:14	10061-02-6	
Ethylbenzene	ND	ug/kg	5.0	2.5	1		06/28/14 19:14	100-41-4	
2-Hexanone	ND	ug/kg	20.0	10.0	1		06/28/14 19:14	591-78-6	
Methylene chloride	ND	ug/kg	5.0	2.5	1		06/28/14 19:14	75-09-2	L3
4-Methyl-2-pentanone (MIBK)	ND	ug/kg	10.0	5.0	1		06/28/14 19:14	108-10-1	
Styrene	ND	ug/kg	5.0	2.5	1		06/28/14 19:14	100-42-5	
1,1,2,2-Tetrachloroethane	ND	ug/kg	5.0	2.5	1		06/28/14 19:14	79-34-5	
Tetrachloroethene	ND	ug/kg	5.0	2.5	1		06/28/14 19:14	127-18-4	
Toluene	ND	ug/kg	5.0	2.5	1		06/28/14 19:14	108-88-3	
1,1,1-Trichloroethane	ND	ug/kg	5.0	2.5	1		06/28/14 19:14	71-55-6	
1,1,2-Trichloroethane	ND	ug/kg	5.0	2.5	1		06/28/14 19:14	79-00-5	
Trichloroethene	ND	ug/kg	5.0	2.5	1		06/28/14 19:14	79-01-6	
Vinyl chloride	ND	ug/kg	5.0	2.5	1		06/28/14 19:14	75-01-4	
Xylene (Total)	ND	ug/kg	5.0	2.5	1		06/28/14 19:14	1330-20-7	
Surrogates									
Toluene-d8 (S)	101	%	80-120		1		06/28/14 19:14	2037-26-5	
4-Bromofluorobenzene (S)	98	%	76-123		1		06/28/14 19:14	460-00-4	
1,2-Dichloroethane-d4 (S)	94	%	75-129		1		06/28/14 19:14	17060-07-0	

REPORT OF LABORATORY ANALYSIS

This report shall not be reproduced, except in full,
without the written consent of Pace Analytical Services, Inc..

Pace Analytical Services, Inc.
9608 Loiret Blvd.
Lenexa, KS 66219
(913)599-5665

QUALITY CONTROL DATA

Project: Fort Smith
Pace Project No.: 60172418

QC Batch: MSV/62645 Analysis Method: EPA 8260
QC Batch Method: EPA 8260 Analysis Description: 8260 MSV 5035A Volatile Organics
Associated Lab Samples: 60172418002, 60172418005, 60172418006, 60172418010, 60172418011

METHOD BLANK: 1402288 Matrix: Solid
Associated Lab Samples: 60172418002, 60172418005, 60172418006, 60172418010, 60172418011

Parameter	Units	Blank Result	Reporting Limit	Analyzed	Qualifiers
1,1,1-Trichloroethane	ug/kg	ND	5.0	06/27/14 16:44	
1,1,2,2-Tetrachloroethane	ug/kg	ND	5.0	06/27/14 16:44	
1,1,2-Trichloroethane	ug/kg	ND	5.0	06/27/14 16:44	
1,1-Dichloroethane	ug/kg	ND	5.0	06/27/14 16:44	
1,1-Dichloroethene	ug/kg	ND	5.0	06/27/14 16:44	
1,2-Dichloroethane	ug/kg	ND	5.0	06/27/14 16:44	
1,2-Dichloropropane	ug/kg	ND	5.0	06/27/14 16:44	
2-Butanone (MEK)	ug/kg	ND	10.0	06/27/14 16:44	
2-Hexanone	ug/kg	ND	20.0	06/27/14 16:44	
4-Methyl-2-pentanone (MIBK)	ug/kg	ND	10.0	06/27/14 16:44	
Acetone	ug/kg	ND	20.0	06/27/14 16:44	
Benzene	ug/kg	ND	5.0	06/27/14 16:44	
Bromodichloromethane	ug/kg	ND	5.0	06/27/14 16:44	
Bromoform	ug/kg	ND	5.0	06/27/14 16:44	
Bromomethane	ug/kg	ND	5.0	06/27/14 16:44	
Carbon disulfide	ug/kg	ND	5.0	06/27/14 16:44	
Carbon tetrachloride	ug/kg	ND	5.0	06/27/14 16:44	
Chlorobenzene	ug/kg	ND	5.0	06/27/14 16:44	
Chloroethane	ug/kg	ND	5.0	06/27/14 16:44	
Chloroform	ug/kg	ND	5.0	06/27/14 16:44	
Chloromethane	ug/kg	ND	5.0	06/27/14 16:44	
cis-1,2-Dichloroethene	ug/kg	ND	5.0	06/27/14 16:44	
cis-1,3-Dichloropropene	ug/kg	ND	5.0	06/27/14 16:44	
Dibromochloromethane	ug/kg	ND	5.0	06/27/14 16:44	
Ethylbenzene	ug/kg	ND	5.0	06/27/14 16:44	
Methylene chloride	ug/kg	ND	5.0	06/27/14 16:44	
Styrene	ug/kg	ND	5.0	06/27/14 16:44	
Tetrachloroethene	ug/kg	ND	5.0	06/27/14 16:44	
Toluene	ug/kg	ND	5.0	06/27/14 16:44	
trans-1,2-Dichloroethene	ug/kg	ND	5.0	06/27/14 16:44	
trans-1,3-Dichloropropene	ug/kg	ND	5.0	06/27/14 16:44	
Vinyl chloride	ug/kg	ND	5.0	06/27/14 16:44	
Xylene (Total)	ug/kg	ND	5.0	06/27/14 16:44	
1,2-Dichloroethane-d4 (S)	%	103	75-129	06/27/14 16:44	
4-Bromofluorobenzene (S)	%	100	76-123	06/27/14 16:44	
Toluene-d8 (S)	%	101	80-120	06/27/14 16:44	

Results presented on this page are in the units indicated by the "Units" column except where an alternate unit is presented to the right of the result.

REPORT OF LABORATORY ANALYSIS

This report shall not be reproduced, except in full,
without the written consent of Pace Analytical Services, Inc..

Pace Analytical Services, Inc.
9608 Loiret Blvd.
Lenexa, KS 66219
(913)599-5665

QUALITY CONTROL DATA

Project: Fort Smith
Pace Project No.: 60172418

LABORATORY CONTROL SAMPLE: 1402289

Parameter	Units	Spike Conc.	LCS Result	LCS % Rec	% Rec Limits	Qualifiers
1,1,1-Trichloroethane	ug/kg	100	87.9	88	77-126	
1,1,2,2-Tetrachloroethane	ug/kg	100	89.8	90	73-120	
1,1,2-Trichloroethane	ug/kg	100	90.1	90	76-120	
1,1-Dichloroethane	ug/kg	100	87.6	88	71-120	
1,1-Dichloroethene	ug/kg	100	80.7	81	76-130	
1,2-Dichloroethane	ug/kg	100	94.1	94	78-120	
1,2-Dichloropropane	ug/kg	100	91.4	91	80-120	
2-Butanone (MEK)	ug/kg	500	451	90	55-135	
2-Hexanone	ug/kg	500	462	92	57-136	
4-Methyl-2-pentanone (MIBK)	ug/kg	500	457	91	71-128	
Acetone	ug/kg	500	503	101	43-144	
Benzene	ug/kg	100	84.4	84	80-120	
Bromodichloromethane	ug/kg	100	93.8	94	80-120	
Bromoform	ug/kg	100	95.5	96	75-124	
Bromomethane	ug/kg	100	98.6	99	38-150	
Carbon disulfide	ug/kg	100	95.2	95	58-137	
Carbon tetrachloride	ug/kg	100	85.0	85	75-140	
Chlorobenzene	ug/kg	100	87.7	88	80-120	
Chloroethane	ug/kg	100	85.9	86	65-127	
Chloroform	ug/kg	100	89.6	90	74-120	
Chloromethane	ug/kg	100	86.1	86	39-138	
cis-1,2-Dichloroethene	ug/kg	100	89.6	90	76-124	
cis-1,3-Dichloropropene	ug/kg	100	89.8	90	82-120	
Dibromochloromethane	ug/kg	100	95.0	95	80-124	
Ethylbenzene	ug/kg	100	88.4	88	80-120	
Methylene chloride	ug/kg	100	111	111	70-123	
Styrene	ug/kg	100	88.4	88	79-120	
Tetrachloroethene	ug/kg	100	82.2	82	78-128	
Toluene	ug/kg	100	86.5	87	79-120	
trans-1,2-Dichloroethene	ug/kg	100	86.2	86	76-124	
trans-1,3-Dichloropropene	ug/kg	100	91.7	92	80-124	
Vinyl chloride	ug/kg	100	80.8	81	57-132	
Xylene (Total)	ug/kg	300	256	85	79-120	
1,2-Dichloroethane-d4 (S)	%			101	75-129	
4-Bromofluorobenzene (S)	%			99	76-123	
Toluene-d8 (S)	%			100	80-120	

Results presented on this page are in the units indicated by the "Units" column except where an alternate unit is presented to the right of the result.

REPORT OF LABORATORY ANALYSIS

This report shall not be reproduced, except in full,
without the written consent of Pace Analytical Services, Inc..

Pace Analytical Services, Inc.
9608 Loiret Blvd.
Lenexa, KS 66219
(913)599-5665

QUALITY CONTROL DATA

Project: Fort Smith
Pace Project No.: 60172418

QC Batch: MSV/62666 Analysis Method: EPA 8260
QC Batch Method: EPA 8260 Analysis Description: 8260 MSV 5035A Volatile Organics
Associated Lab Samples: 60172418002, 60172418005, 60172418006, 60172418010, 60172418011

METHOD BLANK: 1402830 Matrix: Solid
Associated Lab Samples: 60172418002, 60172418005, 60172418006, 60172418010, 60172418011

Parameter	Units	Blank Result	Reporting Limit	Analyzed	Qualifiers
cis-1,2-Dichloroethene	ug/kg	ND	5.0	06/29/14 06:31	
Trichloroethene	ug/kg	ND	5.0	06/29/14 06:31	
1,2-Dichloroethane-d4 (S)	%	106	75-129	06/29/14 06:31	
4-Bromofluorobenzene (S)	%	101	76-123	06/29/14 06:31	
Toluene-d8 (S)	%	103	80-120	06/29/14 06:31	

LABORATORY CONTROL SAMPLE: 1402831

Parameter	Units	Spike Conc.	LCS Result	LCS % Rec	% Rec Limits	Qualifiers
cis-1,2-Dichloroethene	ug/kg	100	109	109	76-124	
Trichloroethene	ug/kg	100	98.7	99	80-120	
1,2-Dichloroethane-d4 (S)	%			107	75-129	
4-Bromofluorobenzene (S)	%			102	76-123	
Toluene-d8 (S)	%			104	80-120	

Results presented on this page are in the units indicated by the "Units" column except where an alternate unit is presented to the right of the result.

REPORT OF LABORATORY ANALYSIS

This report shall not be reproduced, except in full,
without the written consent of Pace Analytical Services, Inc..

Pace Analytical Services, Inc.
9608 Loiret Blvd.
Lenexa, KS 66219
(913)599-5665

QUALITY CONTROL DATA

Project: Fort Smith
Pace Project No.: 60172418

QC Batch: MSV/62668 Analysis Method: EPA 8260
QC Batch Method: EPA 8260 Analysis Description: 8260 MSV 5035A Volatile Organics
Associated Lab Samples: 60172418014, 60172418018, 60172418021, 60172418023, 60172418024, 60172418028, 60172418029, 60172418030

METHOD BLANK: 1402855 Matrix: Solid
Associated Lab Samples: 60172418014, 60172418018, 60172418021, 60172418023, 60172418024, 60172418028, 60172418029, 60172418030

Parameter	Units	Blank Result	Reporting Limit	Analyzed	Qualifiers
1,1,1-Trichloroethane	ug/kg	ND	5.0	06/28/14 17:42	
1,1,2,2-Tetrachloroethane	ug/kg	ND	5.0	06/28/14 17:42	
1,1,2-Trichloroethane	ug/kg	ND	5.0	06/28/14 17:42	
1,1-Dichloroethane	ug/kg	ND	5.0	06/28/14 17:42	
1,1-Dichloroethene	ug/kg	ND	5.0	06/28/14 17:42	
1,2-Dichloroethane	ug/kg	ND	5.0	06/28/14 17:42	
1,2-Dichloropropane	ug/kg	ND	5.0	06/28/14 17:42	
2-Butanone (MEK)	ug/kg	ND	10.0	06/28/14 17:42	
2-Hexanone	ug/kg	ND	20.0	06/28/14 17:42	
4-Methyl-2-pentanone (MIBK)	ug/kg	ND	10.0	06/28/14 17:42	
Acetone	ug/kg	ND	20.0	06/28/14 17:42	
Benzene	ug/kg	ND	5.0	06/28/14 17:42	
Bromodichloromethane	ug/kg	ND	5.0	06/28/14 17:42	
Bromoform	ug/kg	ND	5.0	06/28/14 17:42	
Bromomethane	ug/kg	ND	5.0	06/28/14 17:42	
Carbon disulfide	ug/kg	ND	5.0	06/28/14 17:42	
Carbon tetrachloride	ug/kg	ND	5.0	06/28/14 17:42	
Chlorobenzene	ug/kg	ND	5.0	06/28/14 17:42	
Chloroethane	ug/kg	ND	5.0	06/28/14 17:42	
Chloroform	ug/kg	ND	5.0	06/28/14 17:42	
Chloromethane	ug/kg	ND	5.0	06/28/14 17:42	
cis-1,2-Dichloroethene	ug/kg	ND	5.0	06/28/14 17:42	
cis-1,3-Dichloropropene	ug/kg	ND	5.0	06/28/14 17:42	
Dibromochloromethane	ug/kg	ND	5.0	06/28/14 17:42	
Ethylbenzene	ug/kg	ND	5.0	06/28/14 17:42	
Methylene chloride	ug/kg	7.7	5.0	06/28/14 17:42	
Styrene	ug/kg	ND	5.0	06/28/14 17:42	
Tetrachloroethene	ug/kg	ND	5.0	06/28/14 17:42	
Toluene	ug/kg	ND	5.0	06/28/14 17:42	
trans-1,2-Dichloroethene	ug/kg	ND	5.0	06/28/14 17:42	
trans-1,3-Dichloropropene	ug/kg	ND	5.0	06/28/14 17:42	
Trichloroethene	ug/kg	ND	5.0	06/28/14 17:42	
Vinyl chloride	ug/kg	ND	5.0	06/28/14 17:42	
Xylene (Total)	ug/kg	ND	5.0	06/28/14 17:42	
1,2-Dichloroethane-d4 (S)	%	97	75-129	06/28/14 17:42	
4-Bromofluorobenzene (S)	%	98	76-123	06/28/14 17:42	
Toluene-d8 (S)	%	99	80-120	06/28/14 17:42	

Results presented on this page are in the units indicated by the "Units" column except where an alternate unit is presented to the right of the result.

REPORT OF LABORATORY ANALYSIS

This report shall not be reproduced, except in full,
without the written consent of Pace Analytical Services, Inc..

Pace Analytical Services, Inc.
9608 Loiret Blvd.
Lenexa, KS 66219
(913)599-5665

QUALITY CONTROL DATA

Project: Fort Smith
Pace Project No.: 60172418

LABORATORY CONTROL SAMPLE: 1402856

Parameter	Units	Spike Conc.	LCS Result	LCS % Rec	% Rec Limits	Qualifiers
1,1,1-Trichloroethane	ug/kg	100	95.3	95	77-126	
1,1,2,2-Tetrachloroethane	ug/kg	100	98.1	98	73-120	
1,1,2-Trichloroethane	ug/kg	100	99.5	99	76-120	
1,1-Dichloroethane	ug/kg	100	94.4	94	71-120	
1,1-Dichloroethene	ug/kg	100	89.8	90	76-130	
1,2-Dichloroethane	ug/kg	100	107	107	78-120	
1,2-Dichloropropane	ug/kg	100	105	105	80-120	
2-Butanone (MEK)	ug/kg	500	451	90	55-135	
2-Hexanone	ug/kg	500	489	98	57-136	
4-Methyl-2-pentanone (MIBK)	ug/kg	500	506	101	71-128	
Acetone	ug/kg	500	507	101	43-144	
Benzene	ug/kg	100	105	105	80-120	
Bromodichloromethane	ug/kg	100	108	108	80-120	
Bromoform	ug/kg	100	101	101	75-124	
Bromomethane	ug/kg	100	108	108	38-150	
Carbon disulfide	ug/kg	100	111	111	58-137	
Carbon tetrachloride	ug/kg	100	98.3	98	75-140	
Chlorobenzene	ug/kg	100	99.3	99	80-120	
Chloroethane	ug/kg	100	102	102	65-127	
Chloroform	ug/kg	100	94.8	95	74-120	
Chloromethane	ug/kg	100	109	109	39-138	
cis-1,2-Dichloroethene	ug/kg	100	96.8	97	76-124	
cis-1,3-Dichloropropene	ug/kg	100	104	104	82-120	
Dibromochloromethane	ug/kg	100	102	102	80-124	
Ethylbenzene	ug/kg	100	99.4	99	80-120	
Methylene chloride	ug/kg	100	126	126	70-123	L0
Styrene	ug/kg	100	99.2	99	79-120	
Tetrachloroethene	ug/kg	100	90.4	90	78-128	
Toluene	ug/kg	100	103	103	79-120	
trans-1,2-Dichloroethene	ug/kg	100	95.7	96	76-124	
trans-1,3-Dichloropropene	ug/kg	100	102	102	80-124	
Trichloroethene	ug/kg	100	101	101	80-120	
Vinyl chloride	ug/kg	100	99.9	100	57-132	
Xylene (Total)	ug/kg	300	294	98	79-120	
1,2-Dichloroethane-d4 (S)	%			98	75-129	
4-Bromofluorobenzene (S)	%			101	76-123	
Toluene-d8 (S)	%			104	80-120	

MATRIX SPIKE & MATRIX SPIKE DUPLICATE: 1402857 1402858

Parameter	Units	60172171001 Result	MS Spike Conc.	MSD Spike Conc.	MS Result	MSD Result	MS % Rec	MSD % Rec	% Rec Limits	RPD	Max RPD	Qual
1,1,1-Trichloroethane	ug/kg	ND	125	125	114	129	91	103	21-144	13	43	
1,1,2,2-Tetrachloroethane	ug/kg	ND	125	125	95.9	102	77	82	10-151	6	46	
1,1,2-Trichloroethane	ug/kg	ND	125	125	99.2	111	79	89	10-140	11	46	

Results presented on this page are in the units indicated by the "Units" column except where an alternate unit is presented to the right of the result.

REPORT OF LABORATORY ANALYSIS

This report shall not be reproduced, except in full,
without the written consent of Pace Analytical Services, Inc..

Pace Analytical Services, Inc.
9608 Loiret Blvd.
Lenexa, KS 66219
(913)599-5665

QUALITY CONTROL DATA

Project: Fort Smith
Pace Project No.: 60172418

MATRIX SPIKE & MATRIX SPIKE DUPLICATE: 1402857 1402858

Parameter	Units	60172171001 Result	MS Spike Conc.	MSD Spike Conc.	MS Result	MSD Result	MS % Rec	MSD % Rec	% Rec Limits	RPD	Max RPD	Qual
1,1-Dichloroethane	ug/kg	ND	125	125	105	121	84	97	19-137	14	43	
1,1-Dichloroethene	ug/kg	ND	125	125	101	114	81	91	27-143	12	41	
1,2-Dichloroethane	ug/kg	ND	125	125	109	124	88	99	21-147	13	38	
1,2-Dichloropropane	ug/kg	ND	125	125	107	123	86	98	15-145	13	43	
2-Butanone (MEK)	ug/kg	ND	624	625	500	539	80	86	10-160	8	50	
2-Hexanone	ug/kg	ND	624	625	504	518	81	83	10-160	3	50	
4-Methyl-2-pentanone (MIBK)	ug/kg	ND	624	625	528	547	85	87	10-152	3	47	
Acetone	ug/kg	ND	624	625	566	616	91	99	10-160	9	49	
Benzene	ug/kg	ND	125	125	102	117	82	94	22-144	13	38	
Bromodichloromethane	ug/kg	ND	125	125	110	127	89	102	10-143	14	42	
Bromoform	ug/kg	ND	125	125	111	120	89	96	10-145	9	44	
Bromomethane	ug/kg	ND	125	125	119	146	96	116	10-137	20	47	
Carbon disulfide	ug/kg	ND	125	125	112	126	89	101	10-142	12	44	
Carbon tetrachloride	ug/kg	ND	125	125	113	129	91	104	15-153	13	45	
Chlorobenzene	ug/kg	ND	125	125	100	114	80	91	10-145	13	46	
Chloroethane	ug/kg	ND	125	125	98.6	117	79	94	17-134	17	42	
Chloroform	ug/kg	ND	125	125	108	122	87	97	17-138	12	44	
Chloromethane	ug/kg	ND	125	125	89.9	101	72	81	10-128	12	39	
cis-1,2-Dichloroethene	ug/kg	ND	125	125	107	123	86	98	17-140	14	46	
cis-1,3-Dichloropropene	ug/kg	ND	125	125	101	117	81	94	10-142	15	43	
Dibromochloromethane	ug/kg	ND	125	125	107	119	86	95	10-149	11	42	
Ethylbenzene	ug/kg	ND	125	125	102	117	81	93	10-154	14	42	
Methylene chloride	ug/kg	27.8	125	125	149	169	97	113	15-140	13	46	
Styrene	ug/kg	ND	125	125	99.6	113	80	90	10-142	12	44	
Tetrachloroethene	ug/kg	3.9J	125	125	100	120	77	92	10-150	17	48	
Toluene	ug/kg	ND	125	125	107	121	84	95	11-150	12	40	
trans-1,2-Dichloroethene	ug/kg	ND	125	125	103	118	83	95	20-140	14	42	
trans-1,3-Dichloropropene	ug/kg	ND	125	125	99.0	112	79	89	10-149	12	41	
Trichloroethene	ug/kg	ND	125	125	112	128	90	102	14-146	13	45	
Vinyl chloride	ug/kg	ND	125	125	88.6	101	71	81	19-131	13	37	
Xylene (Total)	ug/kg	ND	374	375	301	343	80	91	10-154	13	41	
1,2-Dichloroethane-d4 (S)	%						104	102	75-129			
4-Bromofluorobenzene (S)	%						100	100	76-123			
Toluene-d8 (S)	%						102	103	80-120			

Results presented on this page are in the units indicated by the "Units" column except where an alternate unit is presented to the right of the result.

REPORT OF LABORATORY ANALYSIS

This report shall not be reproduced, except in full,
without the written consent of Pace Analytical Services, Inc..

Pace Analytical Services, Inc.
9608 Loiret Blvd.
Lenexa, KS 66219
(913)599-5665

QUALITY CONTROL DATA

Project: Fort Smith
Pace Project No.: 60172418

QC Batch: MSV/62674 Analysis Method: EPA 8260
QC Batch Method: EPA 8260 Analysis Description: 8260 MSV 5035A Volatile Organics
Associated Lab Samples: 60172418014, 60172418018, 60172418021, 60172418023, 60172418024, 60172418028, 60172418029

METHOD BLANK: 1403320 Matrix: Solid
Associated Lab Samples: 60172418014, 60172418018, 60172418021, 60172418023, 60172418024, 60172418028, 60172418029

Parameter	Units	Blank Result	Reporting Limit	Analyzed	Qualifiers
cis-1,2-Dichloroethene	ug/kg	ND	5.0	06/29/14 17:28	
Methylene chloride	ug/kg	17.0	5.0	06/29/14 17:28	
Trichloroethene	ug/kg	ND	5.0	06/29/14 17:28	
Vinyl chloride	ug/kg	ND	5.0	06/29/14 17:28	
1,2-Dichloroethane-d4 (S)	%	103	75-129	06/29/14 17:28	
4-Bromofluorobenzene (S)	%	102	76-123	06/29/14 17:28	
Toluene-d8 (S)	%	106	80-120	06/29/14 17:28	

LABORATORY CONTROL SAMPLE: 1403321

Parameter	Units	Spike Conc.	LCS Result	LCS % Rec	% Rec Limits	Qualifiers
cis-1,2-Dichloroethene	ug/kg	100	102	102	76-124	
Methylene chloride	ug/kg	100	138	138	70-123	L0
Trichloroethene	ug/kg	100	95.5	95	80-120	
Vinyl chloride	ug/kg	100	93.2	93	57-132	
1,2-Dichloroethane-d4 (S)	%			105	75-129	
4-Bromofluorobenzene (S)	%			99	76-123	
Toluene-d8 (S)	%			105	80-120	

MATRIX SPIKE & MATRIX SPIKE DUPLICATE: 1403322 1403323

Parameter	Units	60172461054 Result	MS Spike Conc.	MSD Spike Conc.	MS Result	MSD Result	MS % Rec	MSD % Rec	% Rec Limits	RPD	Max RPD	Qual
cis-1,2-Dichloroethene	ug/kg	ND	5030	5030	5370	5460	107	109	17-140	2	46	
Methylene chloride	ug/kg	1170	5030	5030	7020	7620	116	128	15-140	8	46	
Trichloroethene	ug/kg	ND	5030	5030	5340	5400	106	107	14-146	1	45	
Vinyl chloride	ug/kg	ND	5030	5030	4860	4810	97	96	19-131	1	37	
1,2-Dichloroethane-d4 (S)	%						102	104	75-129			
4-Bromofluorobenzene (S)	%						86	87	76-123			
Toluene-d8 (S)	%						95	95	80-120			1e

Results presented on this page are in the units indicated by the "Units" column except where an alternate unit is presented to the right of the result.

REPORT OF LABORATORY ANALYSIS

This report shall not be reproduced, except in full,
without the written consent of Pace Analytical Services, Inc..

Pace Analytical Services, Inc.
9608 Loiret Blvd.
Lenexa, KS 66219
(913)599-5665

QUALITY CONTROL DATA

Project: Fort Smith
Pace Project No.: 60172418

QC Batch: MSV/63018 Analysis Method: EPA 8260
QC Batch Method: EPA 8260 Analysis Description: 8260 MSV 5035A Volatile Organics
Associated Lab Samples: 60172418026, 60172418027

METHOD BLANK: 1411301 Matrix: Solid
Associated Lab Samples: 60172418026, 60172418027

Parameter	Units	Blank Result	Reporting Limit	Analyzed	Qualifiers
cis-1,2-Dichloroethene	ug/kg	ND	5.0	07/21/14 10:34	
Trichloroethene	ug/kg	ND	5.0	07/21/14 10:34	
1,2-Dichloroethane-d4 (S)	%	93	75-129	07/21/14 10:34	
4-Bromofluorobenzene (S)	%	97	76-123	07/21/14 10:34	
Toluene-d8 (S)	%	100	80-120	07/21/14 10:34	

LABORATORY CONTROL SAMPLE: 1411302

Parameter	Units	Spike Conc.	LCS Result	LCS % Rec	% Rec Limits	Qualifiers
cis-1,2-Dichloroethene	ug/kg	100	100	100	76-124	
Trichloroethene	ug/kg	100	101	101	80-120	
1,2-Dichloroethane-d4 (S)	%			94	75-129	
4-Bromofluorobenzene (S)	%			98	76-123	
Toluene-d8 (S)	%			101	80-120	

Results presented on this page are in the units indicated by the "Units" column except where an alternate unit is presented to the right of the result.

REPORT OF LABORATORY ANALYSIS

This report shall not be reproduced, except in full,
without the written consent of Pace Analytical Services, Inc..

Pace Analytical Services, Inc.
9608 Loiret Blvd.
Lenexa, KS 66219
(913)599-5665

QUALITY CONTROL DATA

Project: Fort Smith
Pace Project No.: 60172418

QC Batch: MSV/63033 Analysis Method: EPA 8260
QC Batch Method: EPA 8260 Analysis Description: 8260 MSV 5035A Volatile Organics
Associated Lab Samples: 60172418001, 60172418003, 60172418008, 60172418009, 60172418012, 60172418013, 60172418015, 60172418019, 60172418020, 60172418026, 60172418027

METHOD BLANK: 1411615 Matrix: Solid
Associated Lab Samples: 60172418001, 60172418003, 60172418008, 60172418009, 60172418012, 60172418013, 60172418015, 60172418019, 60172418020, 60172418026, 60172418027

Parameter	Units	Blank Result	Reporting Limit	Analyzed	Qualifiers
1,1,1-Trichloroethane	ug/kg	ND	5.0	07/17/14 14:28	
1,1,2,2-Tetrachloroethane	ug/kg	ND	5.0	07/17/14 14:28	
1,1,2-Trichloroethane	ug/kg	ND	5.0	07/17/14 14:28	
1,1-Dichloroethane	ug/kg	ND	5.0	07/17/14 14:28	
1,1-Dichloroethene	ug/kg	ND	5.0	07/17/14 14:28	
1,2-Dichloroethane	ug/kg	ND	5.0	07/17/14 14:28	
1,2-Dichloropropane	ug/kg	ND	5.0	07/17/14 14:28	
2-Butanone (MEK)	ug/kg	ND	10.0	07/17/14 14:28	
2-Hexanone	ug/kg	ND	20.0	07/17/14 14:28	
4-Methyl-2-pentanone (MIBK)	ug/kg	ND	10.0	07/17/14 14:28	
Acetone	ug/kg	ND	20.0	07/17/14 14:28	
Benzene	ug/kg	ND	5.0	07/17/14 14:28	
Bromodichloromethane	ug/kg	ND	5.0	07/17/14 14:28	
Bromoform	ug/kg	ND	5.0	07/17/14 14:28	
Bromomethane	ug/kg	ND	5.0	07/17/14 14:28	
Carbon disulfide	ug/kg	ND	5.0	07/17/14 14:28	
Carbon tetrachloride	ug/kg	ND	5.0	07/17/14 14:28	
Chlorobenzene	ug/kg	ND	5.0	07/17/14 14:28	
Chloroethane	ug/kg	ND	5.0	07/17/14 14:28	
Chloroform	ug/kg	ND	5.0	07/17/14 14:28	
Chloromethane	ug/kg	ND	5.0	07/17/14 14:28	
cis-1,2-Dichloroethene	ug/kg	ND	5.0	07/17/14 14:28	
cis-1,3-Dichloropropene	ug/kg	ND	5.0	07/17/14 14:28	
Dibromochloromethane	ug/kg	ND	5.0	07/17/14 14:28	
Ethylbenzene	ug/kg	ND	5.0	07/17/14 14:28	
Methylene chloride	ug/kg	ND	5.0	07/17/14 14:28	
Styrene	ug/kg	ND	5.0	07/17/14 14:28	
Tetrachloroethene	ug/kg	ND	5.0	07/17/14 14:28	
Toluene	ug/kg	ND	5.0	07/17/14 14:28	
trans-1,2-Dichloroethene	ug/kg	ND	5.0	07/17/14 14:28	
trans-1,3-Dichloropropene	ug/kg	ND	5.0	07/17/14 14:28	
Trichloroethene	ug/kg	ND	5.0	07/17/14 14:28	
Vinyl chloride	ug/kg	ND	5.0	07/17/14 14:28	
Xylene (Total)	ug/kg	ND	5.0	07/17/14 14:28	
1,2-Dichloroethane-d4 (S)	%	100	75-129	07/17/14 14:28	
4-Bromofluorobenzene (S)	%	98	76-123	07/17/14 14:28	
Toluene-d8 (S)	%	98	80-120	07/17/14 14:28	

Results presented on this page are in the units indicated by the "Units" column except where an alternate unit is presented to the right of the result.

REPORT OF LABORATORY ANALYSIS

This report shall not be reproduced, except in full,
without the written consent of Pace Analytical Services, Inc..

Pace Analytical Services, Inc.
9608 Loiret Blvd.
Lenexa, KS 66219
(913)599-5665

QUALITY CONTROL DATA

Project: Fort Smith
Pace Project No.: 60172418

LABORATORY CONTROL SAMPLE: 1411616

Parameter	Units	Spike Conc.	LCS Result	LCS % Rec	% Rec Limits	Qualifiers
1,1,1-Trichloroethane	ug/kg	100	98.3	98	77-126	
1,1,2,2-Tetrachloroethane	ug/kg	100	103	103	73-120	
1,1,2-Trichloroethane	ug/kg	100	102	102	76-120	
1,1-Dichloroethane	ug/kg	100	101	101	71-120	
1,1-Dichloroethene	ug/kg	100	97.7	98	76-130	
1,2-Dichloroethane	ug/kg	100	103	103	78-120	
1,2-Dichloropropane	ug/kg	100	104	104	80-120	
2-Butanone (MEK)	ug/kg	500	511	102	55-135	
2-Hexanone	ug/kg	500	511	102	57-136	
4-Methyl-2-pentanone (MIBK)	ug/kg	500	506	101	71-128	
Acetone	ug/kg	500	480	96	43-144	
Benzene	ug/kg	100	101	101	80-120	
Bromodichloromethane	ug/kg	100	107	107	80-120	
Bromoform	ug/kg	100	114	114	75-124	
Bromomethane	ug/kg	100	108	108	38-150	
Carbon disulfide	ug/kg	100	110	110	58-137	
Carbon tetrachloride	ug/kg	100	105	105	75-140	
Chlorobenzene	ug/kg	100	105	105	80-120	
Chloroethane	ug/kg	100	102	102	65-127	
Chloroform	ug/kg	100	101	101	74-120	
Chloromethane	ug/kg	100	116	116	39-138	
cis-1,2-Dichloroethene	ug/kg	100	103	103	76-124	
cis-1,3-Dichloropropene	ug/kg	100	104	104	82-120	
Dibromochloromethane	ug/kg	100	111	111	80-124	
Ethylbenzene	ug/kg	100	104	104	80-120	
Methylene chloride	ug/kg	100	105	105	70-123	
Styrene	ug/kg	100	108	108	79-120	
Tetrachloroethene	ug/kg	100	101	101	78-128	
Toluene	ug/kg	100	99.7	100	79-120	
trans-1,2-Dichloroethene	ug/kg	100	97.1	97	76-124	
trans-1,3-Dichloropropene	ug/kg	100	107	107	80-124	
Trichloroethene	ug/kg	100	99.0	99	80-120	
Vinyl chloride	ug/kg	100	98.4	98	57-132	
Xylene (Total)	ug/kg	300	305	102	79-120	
1,2-Dichloroethane-d4 (S)	%			101	75-129	
4-Bromofluorobenzene (S)	%			102	76-123	
Toluene-d8 (S)	%			99	80-120	

MATRIX SPIKE & MATRIX SPIKE DUPLICATE: 1411764 1411765

Parameter	Units	60173812001 Result	MS Spike Conc.	MSD Spike Conc.	MS Result	MSD Result	MS % Rec	MSD % Rec	% Rec Limits	RPD	Max RPD	Qual
1,1,1-Trichloroethane	ug/kg	ND	101	102	91.5	94.6	90	93	21-144	3	43	
1,1,2,2-Tetrachloroethane	ug/kg	ND	101	102	92.0	90.9	91	89	10-151	1	46	
1,1,2-Trichloroethane	ug/kg	ND	101	102	89.1	88.3	88	87	10-140	1	46	

Results presented on this page are in the units indicated by the "Units" column except where an alternate unit is presented to the right of the result.

REPORT OF LABORATORY ANALYSIS

This report shall not be reproduced, except in full,
without the written consent of Pace Analytical Services, Inc..

Pace Analytical Services, Inc.
9608 Loiret Blvd.
Lenexa, KS 66219
(913)599-5665

QUALITY CONTROL DATA

Project: Fort Smith
Pace Project No.: 60172418

MATRIX SPIKE & MATRIX SPIKE DUPLICATE: 1411764 1411765

Parameter	Units	60173812001 Result	MS Spike Conc.	MSD Spike Conc.	MS Result	MSD Result	MS % Rec	MSD % Rec	% Rec Limits	RPD	Max RPD	Qual
1,1-Dichloroethane	ug/kg	ND	101	102	88.6	89.7	88	88	19-137	1	43	
1,1-Dichloroethene	ug/kg	ND	101	102	88.6	89.6	88	88	27-143	1	41	
1,2-Dichloroethane	ug/kg	ND	101	102	87.4	89.9	86	88	21-147	3	38	
1,2-Dichloropropane	ug/kg	ND	101	102	88.2	89.6	87	88	15-145	2	43	
2-Butanone (MEK)	ug/kg	ND	506	509	489	459	96	89	10-160	6	50	
2-Hexanone	ug/kg	ND	506	509	488	458	96	90	10-160	6	50	
4-Methyl-2-pentanone (MIBK)	ug/kg	ND	506	509	481	447	95	88	10-152	7	47	
Acetone	ug/kg	0.021 mg/kg	506	509	466	454	88	85	10-160	3	49	
Benzene	ug/kg	ND	101	102	87.9	88.9	87	87	22-144	1	38	
Bromodichloromethane	ug/kg	ND	101	102	90.2	91.8	89	90	10-143	2	42	
Bromoform	ug/kg	ND	101	102	94.0	90.8	93	89	10-145	3	44	
Bromomethane	ug/kg	ND	101	102	87.4	90.2	84	87	10-137	3	47	
Carbon disulfide	ug/kg	ND	101	102	98.3	98.8	96	96	10-142	0	44	
Carbon tetrachloride	ug/kg	ND	101	102	91.1	91.2	90	90	15-153	0	45	
Chlorobenzene	ug/kg	ND	101	102	87.8	89.3	87	88	10-145	2	46	
Chloroethane	ug/kg	ND	101	102	89.4	87.8	88	86	17-134	2	42	
Chloroform	ug/kg	ND	101	102	88.2	89.9	87	88	17-138	2	44	
Chloromethane	ug/kg	ND	101	102	90.8	90.6	90	89	10-128	0	39	
cis-1,2-Dichloroethene	ug/kg	ND	101	102	89.9	89.5	89	88	17-140	0	46	
cis-1,3-Dichloropropene	ug/kg	ND	101	102	86.4	85.3	85	84	10-142	1	43	
Dibromochloromethane	ug/kg	ND	101	102	93.5	92.7	92	91	10-149	1	42	
Ethylbenzene	ug/kg	ND	101	102	87.6	87.2	87	86	10-154	0	42	
Methylene chloride	ug/kg	ND	101	102	91.0	90.6	90	89	15-140	0	46	
Styrene	ug/kg	ND	101	102	83.9	83.3	83	82	10-142	1	44	
Tetrachloroethene	ug/kg	ND	101	102	88.1	87.7	87	86	10-150	0	48	
Toluene	ug/kg	ND	101	102	87.6	87.0	87	85	11-150	1	40	
trans-1,2-Dichloroethene	ug/kg	ND	101	102	86.7	87.4	86	86	20-140	1	42	
trans-1,3-Dichloropropene	ug/kg	ND	101	102	88.1	87.8	87	86	10-149	0	41	
Trichloroethene	ug/kg	ND	101	102	92.4	90.9	91	89	14-146	2	45	
Vinyl chloride	ug/kg	ND	101	102	86.8	86.2	86	85	19-131	1	37	
Xylene (Total)	ug/kg	ND	304	305	259	259	85	85	10-154	0	41	
1,2-Dichloroethane-d4 (S)	%						104	102	75-129			
4-Bromofluorobenzene (S)	%						98	99	76-123			
Toluene-d8 (S)	%						100	100	80-120			

Results presented on this page are in the units indicated by the "Units" column except where an alternate unit is presented to the right of the result.

REPORT OF LABORATORY ANALYSIS

This report shall not be reproduced, except in full,
without the written consent of Pace Analytical Services, Inc..

Pace Analytical Services, Inc.
9608 Loiret Blvd.
Lenexa, KS 66219
(913)599-5665

QUALITY CONTROL DATA

Project: Fort Smith
Pace Project No.: 60172418

QC Batch: MSV/63058 Analysis Method: EPA 8260
QC Batch Method: EPA 8260 Analysis Description: 8260 MSV 5035A Volatile Organics
Associated Lab Samples: 60172418001, 60172418008, 60172418009, 60172418012, 60172418013, 60172418015, 60172418019, 60172418020

METHOD BLANK: 1412343 Matrix: Solid
Associated Lab Samples: 60172418001, 60172418008, 60172418009, 60172418012, 60172418013, 60172418015, 60172418019, 60172418020

Parameter	Units	Blank Result	Reporting Limit	Analyzed	Qualifiers
cis-1,2-Dichloroethene	ug/kg	ND	5.0	07/18/14 09:46	
Methylene chloride	ug/kg	ND	5.0	07/18/14 09:46	
Trichloroethene	ug/kg	ND	5.0	07/18/14 09:46	
Vinyl chloride	ug/kg	ND	5.0	07/18/14 09:46	
1,2-Dichloroethane-d4 (S)	%	98	75-129	07/18/14 09:46	
4-Bromofluorobenzene (S)	%	97	76-123	07/18/14 09:46	
Toluene-d8 (S)	%	99	80-120	07/18/14 09:46	

LABORATORY CONTROL SAMPLE: 1412344

Parameter	Units	Spike Conc.	LCS Result	LCS % Rec	% Rec Limits	Qualifiers
cis-1,2-Dichloroethene	ug/kg	100	96.3	96	76-124	
Methylene chloride	ug/kg	100	94.4	94	70-123	
Trichloroethene	ug/kg	100	99.5	100	80-120	
Vinyl chloride	ug/kg	100	83.1	83	57-132	
1,2-Dichloroethane-d4 (S)	%			99	75-129	
4-Bromofluorobenzene (S)	%			100	76-123	
Toluene-d8 (S)	%			99	80-120	

Results presented on this page are in the units indicated by the "Units" column except where an alternate unit is presented to the right of the result.

REPORT OF LABORATORY ANALYSIS

This report shall not be reproduced, except in full,
without the written consent of Pace Analytical Services, Inc..

Pace Analytical Services, Inc.
9608 Loiret Blvd.
Lenexa, KS 66219
(913)599-5665

QUALITY CONTROL DATA

Project: Fort Smith
Pace Project No.: 60172418

QC Batch: PMST/9773 Analysis Method: ASTM D2974
QC Batch Method: ASTM D2974 Analysis Description: Dry Weight/Percent Moisture
Associated Lab Samples: 60172418001, 60172418002, 60172418003, 60172418004, 60172418005, 60172418006, 60172418007, 60172418008

METHOD BLANK: 1401998 Matrix: Solid
Associated Lab Samples: 60172418001, 60172418002, 60172418003, 60172418004, 60172418005, 60172418006, 60172418007, 60172418008

Parameter	Units	Blank Result	Reporting Limit	Analyzed	Qualifiers
Percent Moisture	%	ND	0.50	06/27/14 00:00	

SAMPLE DUPLICATE: 1401999

Parameter	Units	60172355001 Result	Dup Result	RPD	Max RPD	Qualifiers
Percent Moisture	%	22.4	22.2	1	20	

Results presented on this page are in the units indicated by the "Units" column except where an alternate unit is presented to the right of the result.

REPORT OF LABORATORY ANALYSIS

This report shall not be reproduced, except in full,
without the written consent of Pace Analytical Services, Inc..

Pace Analytical Services, Inc.
9608 Loiret Blvd.
Lenexa, KS 66219
(913)599-5665

QUALITY CONTROL DATA

Project: Fort Smith
Pace Project No.: 60172418

QC Batch: PMST/9774 Analysis Method: ASTM D2974
QC Batch Method: ASTM D2974 Analysis Description: Dry Weight/Percent Moisture
Associated Lab Samples: 60172418009, 60172418010, 60172418011, 60172418012, 60172418013, 60172418014, 60172418015, 60172418016, 60172418017, 60172418018, 60172418019, 60172418020, 60172418021, 60172418022, 60172418023, 60172418024, 60172418025, 60172418026, 60172418027, 60172418028

METHOD BLANK: 1402002 Matrix: Solid
Associated Lab Samples: 60172418009, 60172418010, 60172418011, 60172418012, 60172418013, 60172418014, 60172418015, 60172418016, 60172418017, 60172418018, 60172418019, 60172418020, 60172418021, 60172418022, 60172418023, 60172418024, 60172418025, 60172418026, 60172418027, 60172418028

Parameter	Units	Blank Result	Reporting Limit	Analyzed	Qualifiers
Percent Moisture	%	ND	0.50	06/27/14 00:00	

SAMPLE DUPLICATE: 1402003

Parameter	Units	60172418009 Result	Dup Result	RPD	Max RPD	Qualifiers
Percent Moisture	%	15.6	15.1	3	20	

Results presented on this page are in the units indicated by the "Units" column except where an alternate unit is presented to the right of the result.

REPORT OF LABORATORY ANALYSIS

This report shall not be reproduced, except in full,
without the written consent of Pace Analytical Services, Inc..

Pace Analytical Services, Inc.
9608 Loiret Blvd.
Lenexa, KS 66219
(913)599-5665

QUALITY CONTROL DATA

Project: Fort Smith
Pace Project No.: 60172418

QC Batch: PMST/9775
QC Batch Method: ASTM D2974
Analysis Method: ASTM D2974
Analysis Description: Dry Weight/Percent Moisture
Associated Lab Samples: 60172418029

METHOD BLANK: 1402011 Matrix: Solid
Associated Lab Samples: 60172418029

Parameter	Units	Blank Result	Reporting Limit	Analyzed	Qualifiers
Percent Moisture	%	ND	0.50	06/27/14 00:00	

SAMPLE DUPLICATE: 1402012

Parameter	Units	60172113021 Result	Dup Result	RPD	Max RPD	Qualifiers
Percent Moisture	%	10.6	10.8	2	20	

Results presented on this page are in the units indicated by the "Units" column except where an alternate unit is presented to the right of the result.

REPORT OF LABORATORY ANALYSIS

This report shall not be reproduced, except in full,
without the written consent of Pace Analytical Services, Inc..

Pace Analytical Services, Inc.
9608 Loiret Blvd.
Lenexa, KS 66219
(913)599-5665

QUALIFIERS

Project: Fort Smith
Pace Project No.: 60172418

DEFINITIONS

DF - Dilution Factor, if reported, represents the factor applied to the reported data due to changes in sample preparation, dilution of the sample aliquot, or moisture content.

ND - Not Detected at or above adjusted reporting limit.

J - Estimated concentration above the adjusted method detection limit and below the adjusted reporting limit.

MDL - Adjusted Method Detection Limit.

PQL - Practical Quantitation Limit.

RL - Reporting Limit.

S - Surrogate

1,2-Diphenylhydrazine (8270 listed analyte) decomposes to Azobenzene.

Consistent with EPA guidelines, unrounded data are displayed and have been used to calculate % recovery and RPD values.

LCS(D) - Laboratory Control Sample (Duplicate)

MS(D) - Matrix Spike (Duplicate)

DUP - Sample Duplicate

RPD - Relative Percent Difference

NC - Not Calculable.

SG - Silica Gel - Clean-Up

U - Indicates the compound was analyzed for, but not detected.

N-Nitrosodiphenylamine decomposes and cannot be separated from Diphenylamine using Method 8270. The result reported for each analyte is a combined concentration.

Pace Analytical is TNI accredited. Contact your Pace PM for the current list of accredited analytes.

TNI - The NELAC Institute.

WORKORDER QUALIFIERS

WO: 60172418

[1] Revised report issued 7/2/14. Sample IDs changed to accurately reflect COC.

BATCH QUALIFIERS

Batch: MSV/62645

[M5] A matrix spike/matrix spike duplicate was not performed for this batch due to insufficient sample volume.

Batch: MSV/63058

[M5] A matrix spike/matrix spike duplicate was not performed for this batch due to insufficient sample volume.

ANALYTE QUALIFIERS

1e	The internal standard response was outside the laboratory acceptance limits confirmed by reanalysis.
B	Analyte was detected in the associated method blank.
E	Analyte concentration exceeded the calibration range. The reported result is estimated.
H1	Analysis conducted outside the EPA method holding time.
L0	Analyte recovery in the laboratory control sample (LCS) was outside QC limits.
L1	Analyte recovery in the laboratory control sample (LCS) was above QC limits. Results for this analyte in associated samples may be biased high.
L3	Analyte recovery in the laboratory control sample (LCS) exceeded QC limits. Analyte presence below reporting limits in associated samples. Results unaffected by high bias.

This report shall not be reproduced, except in full,
without the written consent of Pace Analytical Services, Inc..

Pace Analytical Services, Inc.
9608 Loiret Blvd.
Lenexa, KS 66219
(913)599-5665

QUALITY CONTROL DATA CROSS REFERENCE TABLE

Project: Fort Smith
Pace Project No.: 60172418

Lab ID	Sample ID	QC Batch Method	QC Batch	Analytical Method	Analytical Batch
60172418001	**DP-33 (2.0 FT) - 062014**	EPA 8260	MSV/63033		
60172418001	**DP-33 (2.0 FT) - 062014**	EPA 8260	MSV/63058		
60172418002	**DP-33 (5.5 FT) - 062014**	EPA 8260	MSV/62645		
60172418002	**DP-33 (5.5 FT) - 062014**	EPA 8260	MSV/62666		
60172418003	**DP-33 (11.5 FT) - 062014**	EPA 8260	MSV/63033		
60172418005	**DP-33 (21.5 FT) - 062014**	EPA 8260	MSV/62645		
60172418005	**DP-33 (21.5 FT) - 062014**	EPA 8260	MSV/62666		
60172418006	**DP-33 (21.5 FT) - 062014-DUP**	EPA 8260	MSV/62645		
60172418006	**DP-33 (21.5 FT) - 062014-DUP**	EPA 8260	MSV/62666		
60172418008	**DP-24 (9.5 FT) - 062014**	EPA 8260	MSV/63033		
60172418008	**DP-24 (9.5 FT) - 062014**	EPA 8260	MSV/63058		
60172418009	**DP-24 (12.0 FT) - 062014**	EPA 8260	MSV/63033		
60172418009	**DP-24 (12.0 FT) - 062014**	EPA 8260	MSV/63058		
60172418010	**DP-24 (18.0 FT) - 062014**	EPA 8260	MSV/62645		
60172418010	**DP-24 (18.0 FT) - 062014**	EPA 8260	MSV/62666		
60172418011	**DP-24 (20.5 FT) - 062014**	EPA 8260	MSV/62645		
60172418011	**DP-24 (20.5 FT) - 062014**	EPA 8260	MSV/62666		
60172418012	**DP-24 (27.0 FT) - 062014**	EPA 8260	MSV/63033		
60172418012	**DP-24 (27.0 FT) - 062014**	EPA 8260	MSV/63058		
60172418013	**DP-29 (3.0 FT) - 062014**	EPA 8260	MSV/63033		
60172418013	**DP-29 (3.0 FT) - 062014**	EPA 8260	MSV/63058		
60172418014	**DP-29 (9.0 FT) - 062014**	EPA 8260	MSV/62668		
60172418014	**DP-29 (9.0 FT) - 062014**	EPA 8260	MSV/62674		
60172418015	**DP-29 (14.5 FT) - 062014**	EPA 8260	MSV/63033		
60172418015	**DP-29 (14.5 FT) - 062014**	EPA 8260	MSV/63058		
60172418018	**DP-29 (20.5 FT) - 062014**	EPA 8260	MSV/62668		
60172418018	**DP-29 (20.5 FT) - 062014**	EPA 8260	MSV/62674		
60172418019	**DP-30 (4.5 FT) - 062014**	EPA 8260	MSV/63033		
60172418019	**DP-30 (4.5 FT) - 062014**	EPA 8260	MSV/63058		
60172418020	**DP-30 (8.0 FT) - 062014**	EPA 8260	MSV/63033		
60172418020	**DP-30 (8.0 FT) - 062014**	EPA 8260	MSV/63058		
60172418021	**DP-30 (13.5 FT) - 062014**	EPA 8260	MSV/62668		
60172418021	**DP-30 (13.5 FT) - 062014**	EPA 8260	MSV/62674		

This report shall not be reproduced, except in full,
without the written consent of Pace Analytical Services, Inc..

Pace Analytical Services, Inc.
9608 Loiret Blvd.
Lenexa, KS 66219
(913)599-5665

QUALITY CONTROL DATA CROSS REFERENCE TABLE

Project: Fort Smith
Pace Project No.: 60172418

Lab ID	Sample ID	QC Batch Method	QC Batch	Analytical Method	Analytical Batch
60172418023	**DP-30 (22.0 FT) - 062014**	EPA 8260	MSV/62668		
60172418023	**DP-30 (22.0 FT) - 062014**	EPA 8260	MSV/62674		
60172418024	**DP-30 (22.0 FT) - 062014-DUP**	EPA 8260	MSV/62668		
60172418024	**DP-30 (22.0 FT) - 062014-DUP**	EPA 8260	MSV/62674		
60172418026	**DP-35 (8.0 FT) - 062014**	EPA 8260	MSV/63018		
60172418026	**DP-35 (8.0 FT) - 062014**	EPA 8260	MSV/63033		
60172418027	**DP-35 (13.0 FT) - 062014**	EPA 8260	MSV/63018		
60172418027	**DP-35 (13.0 FT) - 062014**	EPA 8260	MSV/63033		
60172418028	**DP-35 (17.0 FT) - 062014**	EPA 8260	MSV/62668		
60172418028	**DP-35 (17.0 FT) - 062014**	EPA 8260	MSV/62674		
60172418029	**DP-35 (21.5 FT) - 062014**	EPA 8260	MSV/62668		
60172418029	**DP-35 (21.5 FT) - 062014**	EPA 8260	MSV/62674		
60172418030	**TRIP BLANK 03-062014**	EPA 8260	MSV/62668		
60172418001	**DP-33 (2.0 FT) - 062014**	ASTM D2974	PMST/9773		
60172418002	**DP-33 (5.5 FT) - 062014**	ASTM D2974	PMST/9773		
60172418003	**DP-33 (11.5 FT) - 062014**	ASTM D2974	PMST/9773		
60172418004	**DP-33 (18.0 FT) - 062014**	ASTM D2974	PMST/9773		
60172418005	**DP-33 (21.5 FT) - 062014**	ASTM D2974	PMST/9773		
60172418006	**DP-33 (21.5 FT) - 062014-DUP**	ASTM D2974	PMST/9773		
60172418007	**DP-24 (3.0 FT) - 062014**	ASTM D2974	PMST/9773		
60172418008	**DP-24 (9.5 FT) - 062014**	ASTM D2974	PMST/9773		
60172418009	**DP-24 (12.0 FT) - 062014**	ASTM D2974	PMST/9774		
60172418010	**DP-24 (18.0 FT) - 062014**	ASTM D2974	PMST/9774		
60172418011	**DP-24 (20.5 FT) - 062014**	ASTM D2974	PMST/9774		
60172418012	**DP-24 (27.0 FT) - 062014**	ASTM D2974	PMST/9774		
60172418013	**DP-29 (3.0 FT) - 062014**	ASTM D2974	PMST/9774		
60172418014	**DP-29 (9.0 FT) - 062014**	ASTM D2974	PMST/9774		
60172418015	**DP-29 (14.5 FT) - 062014**	ASTM D2974	PMST/9774		
60172418016	**DP-29 (17.0 FT) - 062014**	ASTM D2974	PMST/9774		
60172418017	**DP-29 (17.0 FT) - 062014-DUP**	ASTM D2974	PMST/9774		
60172418018	**DP-29 (20.5 FT) - 062014**	ASTM D2974	PMST/9774		
60172418019	**DP-30 (4.5 FT) - 062014**	ASTM D2974	PMST/9774		
60172418020	**DP-30 (8.0 FT) - 062014**	ASTM D2974	PMST/9774		
60172418021	**DP-30 (13.5 FT) - 062014**	ASTM D2974	PMST/9774		
60172418022	**DP-30 (16.5 FT) - 062015**	ASTM D2974	PMST/9774		
60172418023	**DP-30 (22.0 FT) - 062014**	ASTM D2974	PMST/9774		
60172418024	**DP-30 (22.0 FT) - 062014-DUP**	ASTM D2974	PMST/9774		
60172418025	**DP-35 (4.5 FT) - 062014**	ASTM D2974	PMST/9774		
60172418026	**DP-35 (8.0 FT) - 062014**	ASTM D2974	PMST/9774		
60172418027	**DP-35 (13.0 FT) - 062014**	ASTM D2974	PMST/9774		
60172418028	**DP-35 (17.0 FT) - 062014**	ASTM D2974	PMST/9774		

REPORT OF LABORATORY ANALYSIS

This report shall not be reproduced, except in full,
without the written consent of Pace Analytical Services, Inc..

Pace Analytical Services, Inc.
9608 Loiret Blvd.
Lenexa, KS 66219
(913)599-5665

QUALITY CONTROL DATA CROSS REFERENCE TABLE

Project: Fort Smith
Pace Project No.: 60172418

Lab ID	Sample ID	QC Batch Method	QC Batch	Analytical Method	Analytical Batch
60172418029	**DP-35 (21.5 FT) - 062014**	ASTM D2974	PMST/9775		

This report shall not be reproduced, except in full,
without the written consent of Pace Analytical Services, Inc..

Pace Analytical
www.pacelabs.com

Sample Condition Upon Receipt

WO# : 60172418

60172418

Client Name: Environ

Optional
Proj Due Date:
Proj Name:

Courier: Fed Ex ☐ UPS ☐ USPS ☐ Client ☐ Commercial ☐ Pace ☐ Other ☒ VIA

Tracking #: _____ Pace Shipping Label Used? Yes ☐ No ☐

Custody Seal on Cooler/Box Present: Yes ☒ No ☐ Seals intact: Yes ☒ No ☐

Packing Material: Bubble Wrap ☐ Bubble Bags ☐ Foam ☒ None ☐ Other ☒ ZPLC

Thermometer Used: T-239 / T-194 **Type of Ice:** (Wet) Blue None ☐ Samples received on ice, cooling process has begun.
(circle one)

Cooler Temperature: 2.0 4.2

Temperature should be above freezing to 6°C

Date and initials of person examining contents: JB 6/26

Chain of Custody present:	☒Yes ☐No ☐N/A	1.
Chain of Custody filled out:	☒Yes ☐No ☐N/A	2.
Chain of Custody relinquished:	☒Yes ☐No ☐N/A	3.
Sampler name & signature on COC:	☒Yes ☐No ☐N/A	4.
Samples arrived within holding time:	☒Yes ☐No ☐N/A	5.
Short Hold Time analyses (<72hr):	☒Yes ☐No ☐N/A	6. Kits
Rush Turn Around Time requested:	☒Yes ☐No ☐N/A	7. 3-Day
Sufficient volume:	☒Yes ☐No ☐N/A	8.
Correct containers used:	☒Yes ☐No ☐N/A	
Pace containers used:	☒Yes ☐No ☐N/A	9.
Containers intact:	☒Yes ☐No ☐N/A	10.
Unpreserved 5035A soils frozen w/in 48hrs?	☒Yes ☐No ☐N/A	11.
Filtered volume received for dissolved tests?	☐Yes ☐No ☒N/A	12.
Sample labels match COC:	☒Yes ☐No ☐N/A	
Includes date/time/ID/analyses Matrix:	SL	13.
All containers needing preservation have been checked.	☐Yes ☐No ☒N/A	
All containers needing preservation are found to be in compliance with EPA recommendation.	☐Yes ☐No ☒N/A	14.
Exceptions: (VOA), coliform, TOC, O&G, WI-DRO (water), Phenolics	☐Yes ☐No	Initial when completed / Lot # of added preservative
Trip Blank present:	☒Yes ☐No ☐N/A	
Pace Trip Blank lot # (if purchased): 111813-3		15.
Headspace in VOA vials (>6mm):	☐Yes ☐No ☒N/A	16.
Project sampled in USDA Regulated Area:	☐Yes ☒No ☐N/A	17. List State: AR

Client Notification/ Resolution: Copy COC to Client? Y / N Field Data Required? Y / N

Person Contacted: _____ Date/Time: _____

Comments/ Resolution: _____

Project Manager Review: MW Date: 6/26/14

Pace Analytical
www.pacelabs.com

CHAIN-OF-CUSTODY / Analytical Request Document

The Chain-of-Custody is a LEGAL DOCUMENT. All relevant fields must be completed accurately.

Page: 1 of 3

Section A Required Client Information:

Company:	Environ
Address:	7500 College Blvd., Ste. 925
	Overland Park, KS 66210
Email To:	wstonestreet@environcorp.com
Phone: 913-553-5926	Fax:
Requested Due Date/TAT:	3-Day TAT

Section B Required Project Information:

Report To:	Wendy Stonestreet
Copy To:	Tamara Gleason
	tgleason@environcorp.com
Purchase Order No.:	
Project Name:	Fort Smith, AR
Project Number:	34333233A

Section C Invoice Information:

Attention:	Tamara Gleason
Company Name:	ENVIRON
Address:	
Pace Quote Reference:	
Pace Project Manager:	MJ Walls
Pace Profile #:	7444, line 1

REGULATORY AGENCY

☐ NPDES ☐ GROUND WATER ☐ DRINKING WATER
☐ UST ☐ RCRA ☐ OTHER _____

Site Location STATE: AR

Section D Required Client Information

SAMPLE ID (A-Z, 0-9 / ,-) Sample IDs MUST BE UNIQUE

Valid Matrix Codes

MATRIX	CODE
DRINKING WATER	DW
WATER	WT
WASTE WATER	WW
PRODUCT	P
SOIL/SOLID	SL
OIL	OL
WIPE	WP
AIR	AR
OTHER	OT
TISSUE	TS

Requested Analysis Filtered (Y/N)

ITEM #	SAMPLE ID	MATRIX CODE (see valid codes to left)	SAMPLE TYPE (G=GRAB C=COMP)	COLLECTED COMPOSITE START DATE	COMPOSITE START TIME	COMPOSITE END/GRAB DATE	COMPOSITE END/GRAB TIME	SAMPLE TEMP AT COLLECTION	# OF CONTAINERS	Preservatives: Unpreserved	H_2SO_4	HNO_3	HCl	NaOH	$Na_2S_2O_3$	Methanol	Other	Analysis Test Y/N	8260 client specific list	Residual Chlorine (Y/N)	Pace Project No./ Lab I.D.
1	DP-33 (2.0 FT) - 062014	SL	G			6/25/14	0725		5	X						X	X		X		61724118 01
2	DP-33 (5.5 FT) - 062014	"	"			"	0740		"	"									"		02
3	DP-33 (11.5 FT) - 062014	"	"			"	0750		"	"									"		03
4	DP-33 (18.0 FT) - 062014	"	"			"	0800		"	"									"		04
5	DP-33 (21.5 FT) - 062014	"	"			"	0820		"	"									"		05
6	DP-33 (21.5 FT) - 062014 - DUP	"	"			"	0820		"	"									"		06
7	DP-24 (3.0 FT) - 062014	"	"			"	0855		"	"									"		07
8	DP-24 (9.5 FT) - 062014	"	"			"	0910		"	"									"		08
9	DP-24 (12.0 FT) - 062014	"	"			"	0925		"	"									"		09
10	DP-24 (18.0 FT) - 062014	"	"			"	0935		"	"									"		010
11	DP-24 (20.5 FT) - 062014	"	"			"	0950		"	"									"		011
12	DP-24 (27.0 FT) - 062014	"	"			"	0955		"	"									"		012

ADDITIONAL COMMENTS	RELINQUISHED BY / AFFILIATION	DATE	TIME	ACCEPTED BY / AFFILIATION	DATE	TIME	SAMPLE CONDITIONS: Temp in °C	Received on Ice (Y/N)	Custody Sealed Cooler (Y/N)	Samples Intact (Y/N)
3-Day TAT	Nick Zurmeller / ENVIRON	6/25/14	1730	Pace	6/26	0203	2.0 4.2	Y	Y	Y
See hold samples										

SAMPLER NAME AND SIGNATURE

PRINT Name of SAMPLER: Nick Zurmeller

SIGNATURE of SAMPLER: Nick Zurmeller

DATE Signed (MM/DD/YY): 6/25/14

*Important Note: By signing this form you are accepting Pace's NET 30 day payment terms and agreeing to late charges of 1.5% per month for any invoices not paid within 30 days.

Pace Analytical
www.pacelabs.com

The Chain-of-Custody is a LEGAL DOCUMENT. All relevant fields must be completed accurately.

Page: 2 of 3

Section A Required Client Information:		Section B Required Project Information:		Section C Invoice Information:	
Company:	Environ	Report To:	Wendy Stonestreet	Attention:	Tamara Gleason
Address:	7500 College Blvd., Ste. 925	Copy To:	Tamara Gleason	Company Name:	ENVIRON
	Overland Park, KS 66210		tgleason@environcorp.com	Address:	
Email To:	wstonestreet@environcorp.com	Purchase Order No.:		Pace Quote Reference:	
Phone:	913-553-5926 Fax:	Project Name:	Fort Smith, AR	Pace Project Manager:	MJ Walls
Requested Due Date/TAT:	3-Day TAT	Project Number:	3433233A	Pace Profile #:	7444, line 1

REGULATORY AGENCY

☐ NPDES ☐ GROUND WATER ☐ DRINKING WATER
☐ UST ☐ RCRA ☐ OTHER

Site Location STATE: AR

Section D Required Client Information

Valid Matrix Codes

MATRIX	CODE
DRINKING WATER	DW
WATER	WT
WASTE WATER	WW
PRODUCT	P
SOIL/SOLID	SL
OIL	OL
WIPE	WP
AIR	AR
OTHER	OT
TISSUE	TS

SAMPLE ID (A-Z, 0-9 / ,-) Sample IDs MUST BE UNIQUE

Requested Analysis Filtered (Y/N): Y/N N

ITEM #	SAMPLE ID	MATRIX CODE (see valid codes to left)	SAMPLE TYPE (G=GRAB C=COMP)	COLLECTED COMPOSITE START DATE	COMPOSITE START TIME	COMPOSITE END/GRAB DATE	COMPOSITE END/GRAB TIME	SAMPLE TEMP AT COLLECTION	# OF CONTAINERS	Unpreserved	H_2SO_4	HNO_3	HCl	NaOH	$Na_2S_2O_3$	Methanol	Other	Analysis Test	8260 client specific list									Residual Chlorine (Y/N)	Pace Project No./ Lab I.D.
1	DP-29 (3.0 FT)-062014	SL	G			6/25/14	1025		5	X						X	X		X	BP8U	DG9M	DG9B	(2)UG9U						Hold 013
2	DP-29 (9.0 FT)-062014						1035																						014
3	DP-29 (14.5 FT)-062014						1050																						Hold 015
4	DP-29 (17.0 FT)-062014						1100																						Hold 016
5	DP-29 (17.0 FT)-062014-DUP						1100																						Hold 017
6	DP-29 (20.5 FT)-062014						1120																						018
7	DP-30 (4.5 FT)-062014						1320																						Hold 019
8	DP-30 (8.0 FT)-062014						1335																						Hold 020
9	DP-30 (13.5 FT)-062014						1345																						021
10	DP-30 (16.5 FT)-062014						1355																						Hold 022
11	DP-30 (22.0 FT)-062014						1415																						023
12	DP-30 (22.0 FT)-062014-DUP						1415																						024

ADDITIONAL COMMENTS	RELINQUISHED BY / AFFILIATION	DATE	TIME	ACCEPTED BY / AFFILIATION	DATE	TIME	SAMPLE CONDITIONS			
3-Day TAT	[signature] / ENVIRON	6/25/14	1730	[signature] Pace	6/26	0203	2.0 4.2	Y	Y	Y
See hold samples										

SAMPLER NAME AND SIGNATURE			
PRINT Name of SAMPLER:	Nick Zurweller		
SIGNATURE of SAMPLER:	[signature]	DATE Signed (MM/DD/YY):	6/25/14

Temp in °C | Received on Ice (Y/N) | Custody Sealed Cooler (Y/N) | Samples Intact (Y/N)

*Important Note: By signing this form you are accepting Pace's NET 30 day payment terms and agreeing to late charges of 1.5% per month for any invoices not paid within 30 days.

F-ALL-Q-020rev.07, 15-Feb-2007

Pace Analytical
www.pacelabs.com

CHAIN-OF-CUSTODY / Analytical Request Document

The Chain-of-Custody is a LEGAL DOCUMENT. All relevant fields must be completed accurately.

Page: 3 of 3

Section A Required Client Information:		Section B Required Project Information:		Section C Invoice Information:	
Company:	Environ	Report To:	Wendy Stonestreet	Attention:	Tamara Gleason
Address:	7500 College Blvd., Ste. 925	Copy To:	Tamara Gleason	Company Name:	ENVIRON
	Overland Park, KS 66210		tgleason@environcorp.com	Address:	
Email To:	wstonestreet@environcorp.com	Purchase Order No.:		Pace Quote Reference:	
Phone:	913-553-5926 Fax:	Project Name:	Fort Smith, AR	Pace Project Manager:	MJ Walls
Requested Due Date/TAT:	3-Day TAT	Project Number:	3433233A	Pace Profile #:	7444, line 1

REGULATORY AGENCY

☐ NPDES ☐ GROUND WATER ☐ DRINKING WATER
☐ UST ☐ RCRA ☐ OTHER

Site Location STATE: AR

Section D Required Client Information

Valid Matrix Codes

MATRIX	CODE
DRINKING WATER	DW
WATER	WT
WASTE WATER	WW
PRODUCT	P
SOIL/SOLID	SL
OIL	OL
WIPE	WP
AIR	AR
OTHER	OT
TISSUE	TS

SAMPLE ID (A-Z, 0-9 / ,-) Sample IDs MUST BE UNIQUE

Requested Analysis Filtered (Y/N)

ITEM #	SAMPLE ID	MATRIX CODE (see valid codes to left)	SAMPLE TYPE (G=GRAB C=COMP)	COLLECTED COMPOSITE START DATE	COLLECTED COMPOSITE START TIME	COLLECTED COMPOSITE END/GRAB DATE	COLLECTED COMPOSITE END/GRAB TIME	SAMPLE TEMP AT COLLECTION	# OF CONTAINERS	Preservatives: Unpreserved	H_2SO_4	HNO_3	HCl	NaOH	$Na_2S_2O_3$	Methanol	Other	Analysis Test (Y/N)	8260 client specific list	Residual Chlorine (Y/N)	Pace Project No./ Lab I.D.
1	DP-35(4.5 FT)-062014	SL	G			6/25/14	1450		5	X						X	X		X	BP8U DG9U DG9B (2)VG9U	Hold 025
2	DP-35 (8.0 FT)-062014	↓	↓			↓	1505		↓	↓						↓	↓		↓	↓	Hold 026
3	DP-35 (13.0 FT)-062014	↓	↓			↓	1520		↓	↓						↓	↓		↓	↓	Hold 027
4	DP-35 (17.0 FT)-062014	↓	↓			↓	1530		↓	↓						↓	↓		↓	↓	028
5	DP-35 (21.5 FT)-062014	↓	↓			↓	1545		↓	↓						↓	↓		↓	↓	029
6	Trip Blank 03-062014	WT				↓			2	↓									(2)VG9U		030
7	Temp Blank	WT							1												
8																					
9																					
10																					
11																					
12																					

ADDITIONAL COMMENTS	RELINQUISHED BY / AFFILIATION	DATE	TIME	ACCEPTED BY / AFFILIATION	DATE	TIME	SAMPLE CONDITIONS: Temp in °C	Received on Ice (Y/N)	Custody Sealed Cooler (Y/N)	Samples Intact (Y/N)
3-Day TAT	[signature] / ENVIRON	6/25/14	1730	[signature] Pace	6/26	0203	2.0 4.2	Y	Y	Y
see hold samples										

SAMPLER NAME AND SIGNATURE

PRINT Name of SAMPLER: Nick Zurweller

SIGNATURE of SAMPLER: [signature] DATE Signed (MM/DD/YY): 6/25/14

*Important Note: By signing this form you are accepting Pace's NET 30 day payment terms and agreeing to late charges of 1.5% per month for any invoices not paid within 30 days.

F-ALL-Q-020rev.07, 15-Feb-2007

Pace Analytical Services, Inc.
9608 Loiret Blvd.
Lenexa, KS 66219
(913)599-5665

July 21, 2014

Wendy Stonestreet
Environ International Corporation
7500 College Blvd Ste 925
Overland Park, KS 66210

RE: Project: FORT SMITH, AR
Pace Project No.: 60172509

Dear Wendy Stonestreet:
Enclosed are the analytical results for sample(s) received by the laboratory on June 27, 2014. The results relate only to the samples included in this report. Results reported herein conform to the most current TNI standards and the laboratory's Quality Assurance Manual, where applicable, unless otherwise noted in the body of the report.

Amended report, REV-1 on 7/21/14 to add additional testing per the clients request.

If you have any questions concerning this report, please feel free to contact me.

Sincerely,



Mary Jane Walls
maryjane.walls@pacelabs.com
PM Lab Management

Enclosures

cc: EDD, Environ_AR
Tamara Gleason, ENVIRON International Corporation

REPORT OF LABORATORY ANALYSIS

This report shall not be reproduced, except in full,
without the written consent of Pace Analytical Services, Inc..

Pace Analytical Services, Inc.
9608 Loiret Blvd.
Lenexa, KS 66219
(913)599-5665

CERTIFICATIONS

Project: FORT SMITH, AR
Pace Project No.: 60172509

Kansas Certification IDs
9608 Loiret Boulevard, Lenexa, KS 66219
WY STR Certification #: 2456.01
Arkansas Certification #: 13-012-0
Illinois Certification #: 003097
Iowa Certification #: 118
Kansas/NELAP Certification #: E-10116
Louisiana Certification #: 03055
Nevada Certification #: KS000212008A
Oklahoma Certification #: 9205/9935
Texas Certification #: T104704407
Utah Certification #: KS00021

This report shall not be reproduced, except in full,
without the written consent of Pace Analytical Services, Inc..

Pace Analytical Services, Inc.
9608 Loiret Blvd.
Lenexa, KS 66219
(913)599-5665

SAMPLE SUMMARY

Project: FORT SMITH, AR
Pace Project No.: 60172509

Lab ID	Sample ID	Matrix	Date Collected	Date Received
60172509001	DP-31 (3.0 FT) - 062014	Solid	06/26/14 07:30	06/27/14 09:10
60172509002	DP-31 (9.5 FT) - 062014	Solid	06/26/14 07:40	06/27/14 09:10
60172509003	DP-31 (12.0 FT) - 062014	Solid	06/26/14 07:50	06/27/14 09:10
60172509004	DP-31 (19.5 FT) - 062014	Solid	06/26/14 08:00	06/27/14 09:10
60172509005	DP-31 (22.0 FT) - 062014	Solid	06/26/14 08:15	06/27/14 09:10
60172509006	DP-31 (22.0 FT) - 062014 - DUP	Solid	06/26/14 08:15	06/27/14 09:10
60172509007	DP-31 (27.0 FT) - 062014	Solid	06/26/14 08:20	06/27/14 09:10
60172509008	DP-36 (3.5 FT) - 062014	Solid	06/26/14 08:55	06/27/14 09:10
60172509009	DP-36 (6.5 FT) - 062014	Solid	06/26/14 09:10	06/27/14 09:10
60172509010	DP-36 (14.0 FT) - 062014	Solid	06/26/14 09:20	06/27/14 09:10
60172509011	DP-36 (19.5 FT) - 062014	Solid	06/26/14 09:30	06/27/14 09:10
60172509012	DP-36 (21.5 FT) - 062014	Solid	06/26/14 09:40	06/27/14 09:10
60172509013	DP-36 (21.5 FT) - 062014 - DUP	Solid	06/26/14 09:40	06/27/14 09:10
60172509014	DP-36 (25.5 FT) - 062014	Solid	06/26/14 09:50	06/27/14 09:10
60172509015	DP-37 (4.5 FT) - 062014	Solid	06/26/14 10:20	06/27/14 09:10
60172509016	DP-37 (7.5 FT) - 062014	Solid	06/26/14 10:35	06/27/14 09:10
60172509017	DP-37 (14.0 FT) - 062014	Solid	06/26/14 10:50	06/27/14 09:10
60172509018	DP-37 (19.5 FT) - 062014	Solid	06/26/14 10:55	06/27/14 09:10
60172509019	DP-37 (24.5 FT) - 062014	Solid	06/26/14 11:10	06/27/14 09:10
60172509020	DP-37 (24.5 FT) - 062014 - DUP	Solid	06/26/14 11:10	06/27/14 09:10
60172509021	DP-32 (4.5 FT) - 062014	Solid	06/26/14 12:45	06/27/14 09:10
60172509022	DP-32 (9.5 FT) - 062014	Solid	06/26/14 13:00	06/27/14 09:10
60172509023	DP-32 (12.0 FT) - 062014	Solid	06/26/14 13:05	06/27/14 09:10
60172509024	DP-32 (17.0 FT) - 062014	Solid	06/26/14 13:15	06/27/14 09:10
60172509025	DP-32 (22.5 FT) - 062014	Solid	06/26/14 13:55	06/27/14 09:10
60172509026	DP-32 (27.0 FT) - 062014	Solid	06/26/14 14:00	06/27/14 09:10
60172509027	DP-32 (27.0 FT) - 062014 - DUP	Solid	06/26/14 14:00	06/27/14 09:10
60172509028	DP-27 (3.0 FT) - 062014	Solid	06/26/14 14:55	06/27/14 09:10
60172509029	DP-27 (10.0 FT) - 062014	Solid	06/26/14 15:05	06/27/14 09:10
60172509030	DP-27 (12.5 FT) - 062014	Solid	06/26/14 15:15	06/27/14 09:10
60172509031	DP-27 (18.5 FT) - 062014	Solid	06/26/14 15:20	06/27/14 09:10
60172509032	DP-27 (23.5 FT) - 062014	Solid	06/26/14 15:35	06/27/14 09:10
60172509033	DP-27 (26.5 FT) - 062014	Solid	06/26/14 15:40	06/27/14 09:10
60172509034	DP-27 (26.5 FT) - 062014 - DUP	Solid	06/26/14 15:40	06/27/14 09:10
60172509035	DP-26 (5.0 FT) - 062014	Solid	06/26/14 16:20	06/27/14 09:10
60172509036	DP-26 (8.5 FT) - 062014	Solid	06/26/14 16:30	06/27/14 09:10
60172509037	DP-26 (11.0 FT) - 062014	Solid	06/26/14 16:35	06/27/14 09:10

REPORT OF LABORATORY ANALYSIS

This report shall not be reproduced, except in full,
without the written consent of Pace Analytical Services, Inc..

Pace Analytical Services, Inc.
9608 Loiret Blvd.
Lenexa, KS 66219
(913)599-5665

SAMPLE SUMMARY

Project: FORT SMITH, AR
Pace Project No.: 60172509

Lab ID	Sample ID	Matrix	Date Collected	Date Received
60172509038	**DP-26 (16.0 FT) - 062014**	Solid	06/26/14 16:45	06/27/14 09:10
60172509039	**DP-26 (24.0 FT) - 062014**	Solid	06/26/14 16:55	06/27/14 09:10
60172509040	**DP-26 (24.0 FT) - 062014 - DUP**	Solid	06/26/14 16:55	06/27/14 09:10
60172509041	**DP-26 (28.0 FT) - 062014**	Solid	06/26/14 17:00	06/27/14 09:10
60172509042	**TRIP BLANK 04 - 062014**	Solid	06/26/14 08:00	06/27/14 09:10
60172509043	**TRIP BLANK 05 - 062014**	Solid	06/26/14 08:00	06/27/14 09:10

This report shall not be reproduced, except in full,
without the written consent of Pace Analytical Services, Inc..

Pace Analytical Services, Inc.
9608 Loiret Blvd.
Lenexa, KS 66219
(913)599-5665

SAMPLE ANALYTE COUNT

Project: FORT SMITH, AR
Pace Project No.: 60172509

Lab ID	Sample ID	Method	Analysts	Analytes Reported
60172509001	DP-31 (3.0 FT) - 062014	EPA 8260	JKL	37
60172509002	DP-31 (9.5 FT) - 062014	EPA 8260	JKL	37
		ASTM D2974	DWC	1
60172509003	DP-31 (12.0 FT) - 062014	EPA 8260	JKL	37
		ASTM D2974	DWC	1
60172509004	DP-31 (19.5 FT) - 062014	ASTM D2974	DWC	1
60172509005	DP-31 (22.0 FT) - 062014	EPA 8260	JKL	37
		ASTM D2974	DWC	1
60172509006	DP-31 (22.0 FT) - 062014 - DUP	EPA 8260	JKL	37
		ASTM D2974	DWC	1
60172509007	DP-31 (27.0 FT) - 062014	EPA 8260	JKL	37
		ASTM D2974	DWC	1
60172509008	DP-36 (3.5 FT) - 062014	ASTM D2974	DWC	1
60172509009	DP-36 (6.5 FT) - 062014	EPA 8260	JKL	37
		ASTM D2974	DWC	1
60172509010	DP-36 (14.0 FT) - 062014	EPA 8260	TJT	37
		ASTM D2974	DWC	1
60172509011	DP-36 (19.5 FT) - 062014	EPA 8260	JKL	37
		ASTM D2974	DWC	1
60172509012	DP-36 (21.5 FT) - 062014	EPA 8260	JKL	37
		ASTM D2974	DWC	1
60172509013	DP-36 (21.5 FT) - 062014 - DUP	EPA 8260	JKL	37
		ASTM D2974	DWC	1
60172509014	DP-36 (25.5 FT) - 062014	EPA 8260	TJT	37
		ASTM D2974	DWC	1
60172509015	DP-37 (4.5 FT) - 062014	ASTM D2974	DWC	1
60172509016	DP-37 (7.5 FT) - 062014	EPA 8260	TJT	37
		ASTM D2974	DWC	1
60172509017	DP-37 (14.0 FT) - 062014	EPA 8260	TJT	37
		ASTM D2974	DWC	1
60172509018	DP-37 (19.5 FT) - 062014	EPA 8260	JKL	37
		ASTM D2974	DWC	1
60172509019	DP-37 (24.5 FT) - 062014	EPA 8260	JKL	37
		ASTM D2974	DWC	1
60172509020	DP-37 (24.5 FT) - 062014 - DUP	EPA 8260	JKL	37
		ASTM D2974	DWC	1
60172509021	DP-32 (4.5 FT) - 062014	EPA 8260	JKL, TJT	37

This report shall not be reproduced, except in full,
without the written consent of Pace Analytical Services, Inc..

Pace Analytical Services, Inc.
9608 Loiret Blvd.
Lenexa, KS 66219
(913)599-5665

SAMPLE ANALYTE COUNT

Project: FORT SMITH, AR
Pace Project No.: 60172509

Lab ID	Sample ID	Method	Analysts	Analytes Reported
		ASTM D2974	DWC	1
60172509022	DP-32 (9.5 FT) - 062014	EPA 8260	JKL, TJT	37
		ASTM D2974	DWC	1
60172509023	DP-32 (12.0 FT) - 062014	EPA 8260	JKL	37
		ASTM D2974	DWC	1
60172509024	DP-32 (17.0 FT) - 062014	ASTM D2974	DWC	1
60172509025	DP-32 (22.5 FT) - 062014	EPA 8260	TJT	37
		ASTM D2974	DWC	1
60172509026	DP-32 (27.0 FT) - 062014	EPA 8260	JKL	37
		ASTM D2974	DWC	1
60172509027	DP-32 (27.0 FT) - 062014 - DUP	EPA 8260	JKL	37
		ASTM D2974	DWC	1
60172509028	DP-27 (3.0 FT) - 062014	ASTM D2974	DWC	1
60172509029	DP-27 (10.0 FT) - 062014	ASTM D2974	DWC	1
60172509030	DP-27 (12.5 FT) - 062014	EPA 8260	JKL, TJT	37
		ASTM D2974	DWC	1
60172509031	DP-27 (18.5 FT) - 062014	ASTM D2974	DWC	1
60172509032	DP-27 (23.5 FT) - 062014	EPA 8260	JKL	37
		ASTM D2974	DWC	1
60172509033	DP-27 (26.5 FT) - 062014	EPA 8260	JKL	37
		ASTM D2974	DWC	1
60172509034	DP-27 (26.5 FT) - 062014 - DUP	EPA 8260	JKL	37
		ASTM D2974	DWC	1
60172509035	DP-26 (5.0 FT) - 062014	ASTM D2974	DWC	1
60172509036	DP-26 (8.5 FT) - 062014	ASTM D2974	DWC	1
60172509037	DP-26 (11.0 FT) - 062014	EPA 8260	TJT	37
		ASTM D2974	DWC	1
60172509038	DP-26 (16.0 FT) - 062014	EPA 8260	JKL	37
		ASTM D2974	DWC	1
60172509039	DP-26 (24.0 FT) - 062014	EPA 8260	TJT	37
		ASTM D2974	DWC	1
60172509040	DP-26 (24.0 FT) - 062014 - DUP	EPA 8260	TJT	37
		ASTM D2974	DWC	1
60172509041	DP-26 (28.0 FT) - 062014	EPA 8260	JKL	37
		ASTM D2974	DWC	1
60172509042	TRIP BLANK 04 - 062014	EPA 8260	JKL	37

This report shall not be reproduced, except in full,
without the written consent of Pace Analytical Services, Inc..

Pace Analytical Services, Inc.
9608 Loiret Blvd.
Lenexa, KS 66219
(913)599-5665

PROJECT NARRATIVE

Project: FORT SMITH, AR
Pace Project No.: 60172509

Method: **EPA 8260**
Description: 8260 MSV 5035A VOA
Client: Environ_AR
Date: July 21, 2014

General Information:
33 samples were analyzed for EPA 8260. All samples were received in acceptable condition with any exceptions noted below.

Hold Time:
The samples were analyzed within the method required hold times with any exceptions noted below.

H1: Analysis conducted outside the EPA method holding time.
- DP-26 (11.0 FT) - 062014 (Lab ID: 60172509037)
- DP-26 (24.0 FT) - 062014 (Lab ID: 60172509039)
- DP-26 (24.0 FT) - 062014 - DUP (Lab ID: 60172509040)
- DP-27 (12.5 FT) - 062014 (Lab ID: 60172509030)
- DP-31 (27.0 FT) - 062014 (Lab ID: 60172509007)
- DP-31 (3.0 FT) - 062014 (Lab ID: 60172509001)
- DP-31 (9.5 FT) - 062014 (Lab ID: 60172509002)
- DP-32 (22.5 FT) - 062014 (Lab ID: 60172509025)
- DP-32 (4.5 FT) - 062014 (Lab ID: 60172509021)
- DP-32 (9.5 FT) - 062014 (Lab ID: 60172509022)
- DP-36 (14.0 FT) - 062014 (Lab ID: 60172509010)
- DP-36 (25.5 FT) - 062014 (Lab ID: 60172509014)
- DP-36 (6.5 FT) - 062014 (Lab ID: 60172509009)
- DP-37 (14.0 FT) - 062014 (Lab ID: 60172509017)
- DP-37 (7.5 FT) - 062014 (Lab ID: 60172509016)
- TRIP BLANK 04 - 062014 (Lab ID: 60172509042)

Initial Calibrations (including MS Tune as applicable):
All criteria were within method requirements with any exceptions noted below.

Continuing Calibration:
All criteria were within method requirements with any exceptions noted below.

Internal Standards:
All internal standards were within QC limits with any exceptions noted below.

Surrogates:
All surrogates were within QC limits with any exceptions noted below.

Method Blank:
All analytes were below the report limit in the method blank, where applicable, with any exceptions noted below.

Laboratory Control Spike:
All laboratory control spike compounds were within QC limits with any exceptions noted below.

QC Batch: MSV/62726

L0: Analyte recovery in the laboratory control sample (LCS) was outside QC limits.
- LCS (Lab ID: 1404101)

This report shall not be reproduced, except in full,
without the written consent of Pace Analytical Services, Inc..

Pace Analytical Services, Inc.
9608 Loiret Blvd.
Lenexa, KS 66219
(913)599-5665

PROJECT NARRATIVE

Project: FORT SMITH, AR
Pace Project No.: 60172509

Method: **EPA 8260**
Description: 8260 MSV 5035A VOA
Client: Environ_AR
Date: July 21, 2014

QC Batch: MSV/62726

L0: Analyte recovery in the laboratory control sample (LCS) was outside QC limits.
- Bromodichloromethane
- Methylene chloride

Matrix Spikes:
All percent recoveries and relative percent differences (RPDs) were within acceptance criteria with any exceptions noted below.

QC Batch: MSV/62737

A matrix spike/matrix spike duplicate was not performed due to insufficient sample volume.

QC Batch: MSV/62764

A matrix spike/matrix spike duplicate was not performed due to insufficient sample volume.

QC Batch: MSV/63034

A matrix spike and/or matrix spike duplicate (MS/MSD) were performed on the following sample(s): 60172594001

M1: Matrix spike recovery exceeded QC limits. Batch accepted based on laboratory control sample (LCS) recovery.
- MS (Lab ID: 1411626)
  - Trichloroethene
  - cis-1,2-Dichloroethene
- MSD (Lab ID: 1411627)
  - Trichloroethene
  - Vinyl chloride
  - cis-1,2-Dichloroethene

R1: RPD value was outside control limits.
- MSD (Lab ID: 1411627)
  - cis-1,2-Dichloroethene

QC Batch: MSV/63058

A matrix spike/matrix spike duplicate was not performed due to insufficient sample volume.

QC Batch: MSV/63066

A matrix spike/matrix spike duplicate was not performed due to insufficient sample volume.

Additional Comments:

Sample Comments:

Analysis performed outside of holding time per the clients request.
- DP-31 (3.0 FT) - 062014 (Lab ID: 60172509001)
- DP-31 (9.5 FT) - 062014 (Lab ID: 60172509002)
- DP-31 (27.0 FT) - 062014 (Lab ID: 60172509007)
- DP-36 (6.5 FT) - 062014 (Lab ID: 60172509009)
- DP-36 (14.0 FT) - 062014 (Lab ID: 60172509010)
- DP-36 (25.5 FT) - 062014 (Lab ID: 60172509014)
- DP-37 (7.5 FT) - 062014 (Lab ID: 60172509016)
- DP-37 (14.0 FT) - 062014 (Lab ID: 60172509017)
- DP-32 (4.5 FT) - 062014 (Lab ID: 60172509021)

This report shall not be reproduced, except in full,
without the written consent of Pace Analytical Services, Inc..

Pace Analytical Services, Inc.
9608 Loiret Blvd.
Lenexa, KS 66219
(913)599-5665

PROJECT NARRATIVE

Project: FORT SMITH, AR
Pace Project No.: 60172509

Method: **EPA 8260**
Description: 8260 MSV 5035A VOA
Client: Environ_AR
Date: July 21, 2014

Sample Comments:

Analysis performed outside of holding time per the clients request.
- DP-32 (9.5 FT) - 062014 (Lab ID: 60172509022)
- DP-32 (22.5 FT) - 062014 (Lab ID: 60172509025)
- DP-27 (12.5 FT) - 062014 (Lab ID: 60172509030)
- DP-26 (11.0 FT) - 062014 (Lab ID: 60172509037)
- DP-26 (24.0 FT) - 062014 (Lab ID: 60172509039)
- DP-26 (24.0 FT) - 062014 - DUP (Lab ID: 60172509040)

Analyte Comments:

QC Batch: MSV/63034

E: Analyte concentration exceeded the calibration range. The reported result is estimated.
- DP-32 (9.5 FT) - 062014 (Lab ID: 60172509022)
  - Vinyl chloride

This data package has been reviewed for quality and completeness and is approved for release.

This report shall not be reproduced, except in full,
without the written consent of Pace Analytical Services, Inc..

Pace Analytical Services, Inc.
9608 Loiret Blvd.
Lenexa, KS 66219
(913)599-5665

ANALYTICAL RESULTS

Project: FORT SMITH, AR
Pace Project No.: 60172509

Sample: DP-31 (3.0 FT) - 062014 **Lab ID: 60172509001** Collected: 06/26/14 07:30 Received: 06/27/14 09:10 Matrix: Solid

Results reported on a "dry-weight" basis
Comments: • Analysis performed outside of holding time per the clients request.

Parameters	Results	Units	Report Limit	MDL	DF	Prepared	Analyzed	CAS No.	Qual
8260 MSV 5035A VOA	Analytical Method: EPA 8260								
Acetone	**16.3J**	ug/kg	19.6	9.8	1		07/17/14 19:28	67-64-1	H1
Benzene	ND	ug/kg	4.9	2.5	1		07/17/14 19:28	71-43-2	H1
Bromodichloromethane	ND	ug/kg	4.9	2.5	1		07/17/14 19:28	75-27-4	H1
Bromoform	ND	ug/kg	4.9	2.5	1		07/17/14 19:28	75-25-2	H1
Bromomethane	ND	ug/kg	4.9	2.5	1		07/17/14 19:28	74-83-9	H1
2-Butanone (MEK)	ND	ug/kg	9.8	4.9	1		07/17/14 19:28	78-93-3	H1
Carbon disulfide	ND	ug/kg	4.9	2.5	1		07/17/14 19:28	75-15-0	H1
Carbon tetrachloride	ND	ug/kg	4.9	2.5	1		07/17/14 19:28	56-23-5	H1
Chlorobenzene	ND	ug/kg	4.9	2.5	1		07/17/14 19:28	108-90-7	H1
Chloroethane	ND	ug/kg	4.9	2.5	1		07/17/14 19:28	75-00-3	H1
Chloroform	ND	ug/kg	4.9	2.5	1		07/17/14 19:28	67-66-3	H1
Chloromethane	ND	ug/kg	4.9	2.5	1		07/17/14 19:28	74-87-3	H1
Dibromochloromethane	ND	ug/kg	4.9	2.5	1		07/17/14 19:28	124-48-1	H1
1,1-Dichloroethane	ND	ug/kg	4.9	2.5	1		07/17/14 19:28	75-34-3	H1
1,2-Dichloroethane	ND	ug/kg	4.9	2.5	1		07/17/14 19:28	107-06-2	H1
1,1-Dichloroethene	ND	ug/kg	4.9	2.5	1		07/17/14 19:28	75-35-4	H1
cis-1,2-Dichloroethene	**181**	ug/kg	4.9	2.5	1		07/17/14 19:28	156-59-2	H1
trans-1,2-Dichloroethene	ND	ug/kg	4.9	2.5	1		07/17/14 19:28	156-60-5	H1
1,2-Dichloropropane	ND	ug/kg	4.9	2.5	1		07/17/14 19:28	78-87-5	H1
cis-1,3-Dichloropropene	ND	ug/kg	4.9	2.5	1		07/17/14 19:28	10061-01-5	H1
trans-1,3-Dichloropropene	ND	ug/kg	4.9	2.5	1		07/17/14 19:28	10061-02-6	H1
Ethylbenzene	ND	ug/kg	4.9	2.5	1		07/17/14 19:28	100-41-4	H1
2-Hexanone	ND	ug/kg	19.6	9.8	1		07/17/14 19:28	591-78-6	H1
Methylene chloride	ND	ug/kg	4.9	2.5	1		07/17/14 19:28	75-09-2	H1
4-Methyl-2-pentanone (MIBK)	ND	ug/kg	9.8	4.9	1		07/17/14 19:28	108-10-1	H1
Styrene	ND	ug/kg	4.9	2.5	1		07/17/14 19:28	100-42-5	H1
1,1,2,2-Tetrachloroethane	ND	ug/kg	4.9	2.5	1		07/17/14 19:28	79-34-5	H1
Tetrachloroethene	ND	ug/kg	4.9	2.5	1		07/17/14 19:28	127-18-4	H1
Toluene	ND	ug/kg	4.9	2.5	1		07/17/14 19:28	108-88-3	H1
1,1,1-Trichloroethane	ND	ug/kg	4.9	2.5	1		07/17/14 19:28	71-55-6	H1
1,1,2-Trichloroethane	ND	ug/kg	4.9	2.5	1		07/17/14 19:28	79-00-5	H1
Trichloroethene	**698**	ug/kg	268	134	50		07/18/14 12:19	79-01-6	H1
Vinyl chloride	**127**	ug/kg	4.9	2.5	1		07/17/14 19:28	75-01-4	H1
Xylene (Total)	ND	ug/kg	4.9	2.5	1		07/17/14 19:28	1330-20-7	
Surrogates									
Toluene-d8 (S)	100	%	80-120		1		07/17/14 19:28	2037-26-5	
4-Bromofluorobenzene (S)	100	%	76-123		1		07/17/14 19:28	460-00-4	
1,2-Dichloroethane-d4 (S)	111	%	75-129		1		07/17/14 19:28	17060-07-0	
	Analytical Method: ASTM D2974								
Percent Moisture	**15.8**	%	0.50	0.50	1		06/30/14 00:00		

REPORT OF LABORATORY ANALYSIS

This report shall not be reproduced, except in full,
without the written consent of Pace Analytical Services, Inc..

Pace Analytical Services, Inc.
9608 Loiret Blvd.
Lenexa, KS 66219
(913)599-5665

ANALYTICAL RESULTS

Project: FORT SMITH, AR
Pace Project No.: 60172509

Sample: DP-31 (9.5 FT) - 062014 **Lab ID: 60172509002** Collected: 06/26/14 07:40 Received: 06/27/14 09:10 Matrix: Solid

Results reported on a "dry-weight" basis
Comments: • Analysis performed outside of holding time per the clients request.

Parameters	Results	Units	Report Limit	MDL	DF	Prepared	Analyzed	CAS No.	Qual
8260 MSV 5035A VOA	Analytical Method: EPA 8260								
Acetone	**14.0J**	ug/kg	17.6	8.8	1		07/17/14 19:43	67-64-1	H1
Benzene	ND	ug/kg	4.4	2.2	1		07/17/14 19:43	71-43-2	H1
Bromodichloromethane	ND	ug/kg	4.4	2.2	1		07/17/14 19:43	75-27-4	H1
Bromoform	ND	ug/kg	4.4	2.2	1		07/17/14 19:43	75-25-2	H1
Bromomethane	ND	ug/kg	4.4	2.2	1		07/17/14 19:43	74-83-9	H1
2-Butanone (MEK)	ND	ug/kg	8.8	4.4	1		07/17/14 19:43	78-93-3	H1
Carbon disulfide	ND	ug/kg	4.4	2.2	1		07/17/14 19:43	75-15-0	H1
Carbon tetrachloride	ND	ug/kg	4.4	2.2	1		07/17/14 19:43	56-23-5	H1
Chlorobenzene	ND	ug/kg	4.4	2.2	1		07/17/14 19:43	108-90-7	H1
Chloroethane	ND	ug/kg	4.4	2.2	1		07/17/14 19:43	75-00-3	H1
Chloroform	ND	ug/kg	4.4	2.2	1		07/17/14 19:43	67-66-3	H1
Chloromethane	ND	ug/kg	4.4	2.2	1		07/17/14 19:43	74-87-3	H1
Dibromochloromethane	ND	ug/kg	4.4	2.2	1		07/17/14 19:43	124-48-1	H1
1,1-Dichloroethane	ND	ug/kg	4.4	2.2	1		07/17/14 19:43	75-34-3	H1
1,2-Dichloroethane	ND	ug/kg	4.4	2.2	1		07/17/14 19:43	107-06-2	H1
1,1-Dichloroethene	**14.3**	ug/kg	4.4	2.2	1		07/17/14 19:43	75-35-4	H1
cis-1,2-Dichloroethene	**1330**	ug/kg	437	218	100		07/18/14 12:35	156-59-2	H1
trans-1,2-Dichloroethene	**7.9**	ug/kg	4.4	2.2	1		07/17/14 19:43	156-60-5	H1
1,2-Dichloropropane	ND	ug/kg	4.4	2.2	1		07/17/14 19:43	78-87-5	H1
cis-1,3-Dichloropropene	ND	ug/kg	4.4	2.2	1		07/17/14 19:43	10061-01-5	H1
trans-1,3-Dichloropropene	ND	ug/kg	4.4	2.2	1		07/17/14 19:43	10061-02-6	H1
Ethylbenzene	ND	ug/kg	4.4	2.2	1		07/17/14 19:43	100-41-4	H1
2-Hexanone	ND	ug/kg	17.6	8.8	1		07/17/14 19:43	591-78-6	H1
Methylene chloride	ND	ug/kg	4.4	2.2	1		07/17/14 19:43	75-09-2	H1
4-Methyl-2-pentanone (MIBK)	ND	ug/kg	8.8	4.4	1		07/17/14 19:43	108-10-1	H1
Styrene	ND	ug/kg	4.4	2.2	1		07/17/14 19:43	100-42-5	H1
1,1,2,2-Tetrachloroethane	ND	ug/kg	4.4	2.2	1		07/17/14 19:43	79-34-5	H1
Tetrachloroethene	**19.9**	ug/kg	4.4	2.2	1		07/17/14 19:43	127-18-4	H1
Toluene	**2.6J**	ug/kg	4.4	2.2	1		07/17/14 19:43	108-88-3	H1
1,1,1-Trichloroethane	ND	ug/kg	4.4	2.2	1		07/17/14 19:43	71-55-6	H1
1,1,2-Trichloroethane	ND	ug/kg	4.4	2.2	1		07/17/14 19:43	79-00-5	H1
Trichloroethene	**20600**	ug/kg	437	218	100		07/18/14 12:35	79-01-6	H1
Vinyl chloride	**29.3**	ug/kg	4.4	2.2	1		07/17/14 19:43	75-01-4	H1
Xylene (Total)	ND	ug/kg	4.4	2.2	1		07/17/14 19:43	1330-20-7	
Surrogates									
Toluene-d8 (S)	100	%	80-120		1		07/17/14 19:43	2037-26-5	
4-Bromofluorobenzene (S)	99	%	76-123		1		07/17/14 19:43	460-00-4	
1,2-Dichloroethane-d4 (S)	115	%	75-129		1		07/17/14 19:43	17060-07-0	
Percent Moisture	Analytical Method: ASTM D2974								
Percent Moisture	**15.1**	%	0.50	0.50	1		06/30/14 00:00		

REPORT OF LABORATORY ANALYSIS

This report shall not be reproduced, except in full,
without the written consent of Pace Analytical Services, Inc..

Pace Analytical Services, Inc.
9608 Loiret Blvd.
Lenexa, KS 66219
(913)599-5665

ANALYTICAL RESULTS

Project: FORT SMITH, AR
Pace Project No.: 60172509

Sample: DP-31 (12.0 FT) - 062014 **Lab ID: 60172509003** Collected: 06/26/14 07:50 Received: 06/27/14 09:10 Matrix: Solid

Results reported on a "dry-weight" basis

Parameters	Results	Units	Report Limit	MDL	DF	Prepared	Analyzed	CAS No.	Qual
8260 MSV 5035A VOA	Analytical Method: EPA 8260								
Acetone	**14.8J**	ug/kg	17.5	8.7	1		07/01/14 21:02	67-64-1	
Benzene	ND	ug/kg	4.4	2.2	1		07/01/14 21:02	71-43-2	
Bromodichloromethane	ND	ug/kg	4.4	2.2	1		07/01/14 21:02	75-27-4	
Bromoform	ND	ug/kg	4.4	2.2	1		07/01/14 21:02	75-25-2	
Bromomethane	ND	ug/kg	4.4	2.2	1		07/01/14 21:02	74-83-9	
2-Butanone (MEK)	ND	ug/kg	8.7	4.4	1		07/01/14 21:02	78-93-3	
Carbon disulfide	ND	ug/kg	4.4	2.2	1		07/01/14 21:02	75-15-0	
Carbon tetrachloride	ND	ug/kg	4.4	2.2	1		07/01/14 21:02	56-23-5	
Chlorobenzene	ND	ug/kg	4.4	2.2	1		07/01/14 21:02	108-90-7	
Chloroethane	ND	ug/kg	4.4	2.2	1		07/01/14 21:02	75-00-3	
Chloroform	ND	ug/kg	4.4	2.2	1		07/01/14 21:02	67-66-3	
Chloromethane	ND	ug/kg	4.4	2.2	1		07/01/14 21:02	74-87-3	
Dibromochloromethane	ND	ug/kg	4.4	2.2	1		07/01/14 21:02	124-48-1	
1,1-Dichloroethane	ND	ug/kg	4.4	2.2	1		07/01/14 21:02	75-34-3	
1,2-Dichloroethane	ND	ug/kg	4.4	2.2	1		07/01/14 21:02	107-06-2	
1,1-Dichloroethene	**17.5**	ug/kg	4.4	2.2	1		07/01/14 21:02	75-35-4	
cis-1,2-Dichloroethene	**1680**	ug/kg	855	427	200		07/03/14 00:31	156-59-2	
trans-1,2-Dichloroethene	**9.1**	ug/kg	4.4	2.2	1		07/01/14 21:02	156-60-5	
1,2-Dichloropropane	ND	ug/kg	4.4	2.2	1		07/01/14 21:02	78-87-5	
cis-1,3-Dichloropropene	ND	ug/kg	4.4	2.2	1		07/01/14 21:02	10061-01-5	
trans-1,3-Dichloropropene	ND	ug/kg	4.4	2.2	1		07/01/14 21:02	10061-02-6	
Ethylbenzene	ND	ug/kg	4.4	2.2	1		07/01/14 21:02	100-41-4	
2-Hexanone	ND	ug/kg	17.5	8.7	1		07/01/14 21:02	591-78-6	
Methylene chloride	ND	ug/kg	4.4	2.2	1		07/01/14 21:02	75-09-2	
4-Methyl-2-pentanone (MIBK)	ND	ug/kg	8.7	4.4	1		07/01/14 21:02	108-10-1	
Styrene	ND	ug/kg	4.4	2.2	1		07/01/14 21:02	100-42-5	
1,1,2,2-Tetrachloroethane	ND	ug/kg	4.4	2.2	1		07/01/14 21:02	79-34-5	
Tetrachloroethene	**29.1**	ug/kg	4.4	2.2	1		07/01/14 21:02	127-18-4	
Toluene	**3.3J**	ug/kg	4.4	2.2	1		07/01/14 21:02	108-88-3	
1,1,1-Trichloroethane	ND	ug/kg	4.4	2.2	1		07/01/14 21:02	71-55-6	
1,1,2-Trichloroethane	ND	ug/kg	4.4	2.2	1		07/01/14 21:02	79-00-5	
Trichloroethene	**22000**	ug/kg	855	427	200		07/03/14 00:31	79-01-6	
Vinyl chloride	**58.6**	ug/kg	4.4	2.2	1		07/01/14 21:02	75-01-4	
Xylene (Total)	ND	ug/kg	4.4	2.2	1		07/01/14 21:02	1330-20-7	
Surrogates									
Toluene-d8 (S)	105	%	80-120		1		07/01/14 21:02	2037-26-5	
4-Bromofluorobenzene (S)	102	%	76-123		1		07/01/14 21:02	460-00-4	
1,2-Dichloroethane-d4 (S)	111	%	75-129		1		07/01/14 21:02	17060-07-0	
Percent Moisture	Analytical Method: ASTM D2974								
Percent Moisture	**14.8**	%	0.50	0.50	1		06/30/14 00:00		

REPORT OF LABORATORY ANALYSIS

This report shall not be reproduced, except in full,
without the written consent of Pace Analytical Services, Inc..

Pace Analytical Services, Inc.
9608 Loiret Blvd.
Lenexa, KS 66219
(913)599-5665

ANALYTICAL RESULTS

Project: FORT SMITH, AR
Pace Project No.: 60172509

Sample: DP-31 (19.5 FT) - 062014 **Lab ID: 60172509004** Collected: 06/26/14 08:00 Received: 06/27/14 09:10 Matrix: Solid

Results reported on a "dry-weight" basis

Parameters	Results	Units	Report Limit	MDL	DF	Prepared	Analyzed	CAS No.	Qual
Percent Moisture	Analytical Method: ASTM D2974								
Percent Moisture	**7.9**	%	0.50	0.50	1		06/30/14 00:00		

REPORT OF LABORATORY ANALYSIS

This report shall not be reproduced, except in full,
without the written consent of Pace Analytical Services, Inc..

Pace Analytical Services, Inc.
9608 Loiret Blvd.
Lenexa, KS 66219
(913)599-5665

ANALYTICAL RESULTS

Project: FORT SMITH, AR
Pace Project No.: 60172509

Sample: DP-31 (22.0 FT) - 062014 **Lab ID: 60172509005** Collected: 06/26/14 08:15 Received: 06/27/14 09:10 Matrix: Solid

Results reported on a "dry-weight" basis

Parameters	Results	Units	Report Limit	MDL	DF	Prepared	Analyzed	CAS No.	Qual
8260 MSV 5035A VOA	Analytical Method: EPA 8260								
Acetone	ND	ug/kg	14.9	7.4	1		07/01/14 21:18	67-64-1	
Benzene	ND	ug/kg	3.7	1.9	1		07/01/14 21:18	71-43-2	
Bromodichloromethane	ND	ug/kg	3.7	1.9	1		07/01/14 21:18	75-27-4	
Bromoform	ND	ug/kg	3.7	1.9	1		07/01/14 21:18	75-25-2	
Bromomethane	ND	ug/kg	3.7	1.9	1		07/01/14 21:18	74-83-9	
2-Butanone (MEK)	ND	ug/kg	7.4	3.7	1		07/01/14 21:18	78-93-3	
Carbon disulfide	ND	ug/kg	3.7	1.9	1		07/01/14 21:18	75-15-0	
Carbon tetrachloride	ND	ug/kg	3.7	1.9	1		07/01/14 21:18	56-23-5	
Chlorobenzene	ND	ug/kg	3.7	1.9	1		07/01/14 21:18	108-90-7	
Chloroethane	ND	ug/kg	3.7	1.9	1		07/01/14 21:18	75-00-3	
Chloroform	ND	ug/kg	3.7	1.9	1		07/01/14 21:18	67-66-3	
Chloromethane	ND	ug/kg	3.7	1.9	1		07/01/14 21:18	74-87-3	
Dibromochloromethane	ND	ug/kg	3.7	1.9	1		07/01/14 21:18	124-48-1	
1,1-Dichloroethane	ND	ug/kg	3.7	1.9	1		07/01/14 21:18	75-34-3	
1,2-Dichloroethane	ND	ug/kg	3.7	1.9	1		07/01/14 21:18	107-06-2	
1,1-Dichloroethene	**14.7**	ug/kg	3.7	1.9	1		07/01/14 21:18	75-35-4	
cis-1,2-Dichloroethene	**45.3**	ug/kg	3.7	1.9	1		07/01/14 21:18	156-59-2	
trans-1,2-Dichloroethene	ND	ug/kg	3.7	1.9	1		07/01/14 21:18	156-60-5	
1,2-Dichloropropane	ND	ug/kg	3.7	1.9	1		07/01/14 21:18	78-87-5	
cis-1,3-Dichloropropene	ND	ug/kg	3.7	1.9	1		07/01/14 21:18	10061-01-5	
trans-1,3-Dichloropropene	ND	ug/kg	3.7	1.9	1		07/01/14 21:18	10061-02-6	
Ethylbenzene	ND	ug/kg	3.7	1.9	1		07/01/14 21:18	100-41-4	
2-Hexanone	ND	ug/kg	14.9	7.4	1		07/01/14 21:18	591-78-6	
Methylene chloride	ND	ug/kg	3.7	1.9	1		07/01/14 21:18	75-09-2	
4-Methyl-2-pentanone (MIBK)	ND	ug/kg	7.4	3.7	1		07/01/14 21:18	108-10-1	
Styrene	ND	ug/kg	3.7	1.9	1		07/01/14 21:18	100-42-5	
1,1,2,2-Tetrachloroethane	ND	ug/kg	3.7	1.9	1		07/01/14 21:18	79-34-5	
Tetrachloroethene	**2.4J**	ug/kg	3.7	1.9	1		07/01/14 21:18	127-18-4	
Toluene	ND	ug/kg	3.7	1.9	1		07/01/14 21:18	108-88-3	
1,1,1-Trichloroethane	**17.1**	ug/kg	3.7	1.9	1		07/01/14 21:18	71-55-6	
1,1,2-Trichloroethane	ND	ug/kg	3.7	1.9	1		07/01/14 21:18	79-00-5	
Trichloroethene	**7590**	ug/kg	449	224	100		07/03/14 00:46	79-01-6	
Vinyl chloride	**12.3**	ug/kg	3.7	1.9	1		07/01/14 21:18	75-01-4	
Xylene (Total)	ND	ug/kg	3.7	1.9	1		07/01/14 21:18	1330-20-7	
Surrogates									
Toluene-d8 (S)	102	%	80-120		1		07/01/14 21:18	2037-26-5	
4-Bromofluorobenzene (S)	101	%	76-123		1		07/01/14 21:18	460-00-4	
1,2-Dichloroethane-d4 (S)	111	%	75-129		1		07/01/14 21:18	17060-07-0	
Percent Moisture	Analytical Method: ASTM D2974								
Percent Moisture	**11.3**	%	0.50	0.50	1		06/30/14 00:00		

REPORT OF LABORATORY ANALYSIS

This report shall not be reproduced, except in full,
without the written consent of Pace Analytical Services, Inc..

Pace Analytical Services, Inc.
9608 Loiret Blvd.
Lenexa, KS 66219
(913)599-5665

ANALYTICAL RESULTS

Project: FORT SMITH, AR
Pace Project No.: 60172509

Sample: DP-31 (22.0 FT) - 062014 - DUP **Lab ID: 60172509006** Collected: 06/26/14 08:15 Received: 06/27/14 09:10 Matrix: Solid

Results reported on a "dry-weight" basis

Parameters	Results	Units	Report Limit	MDL	DF	Prepared	Analyzed	CAS No.	Qual
8260 MSV 5035A VOA	Analytical Method: EPA 8260								
Acetone	ND	ug/kg	14.8	7.4	1		07/01/14 21:33	67-64-1	
Benzene	ND	ug/kg	3.7	1.8	1		07/01/14 21:33	71-43-2	
Bromodichloromethane	ND	ug/kg	3.7	1.8	1		07/01/14 21:33	75-27-4	
Bromoform	ND	ug/kg	3.7	1.8	1		07/01/14 21:33	75-25-2	
Bromomethane	ND	ug/kg	3.7	1.8	1		07/01/14 21:33	74-83-9	
2-Butanone (MEK)	ND	ug/kg	7.4	3.7	1		07/01/14 21:33	78-93-3	
Carbon disulfide	ND	ug/kg	3.7	1.8	1		07/01/14 21:33	75-15-0	
Carbon tetrachloride	ND	ug/kg	3.7	1.8	1		07/01/14 21:33	56-23-5	
Chlorobenzene	ND	ug/kg	3.7	1.8	1		07/01/14 21:33	108-90-7	
Chloroethane	ND	ug/kg	3.7	1.8	1		07/01/14 21:33	75-00-3	
Chloroform	ND	ug/kg	3.7	1.8	1		07/01/14 21:33	67-66-3	
Chloromethane	ND	ug/kg	3.7	1.8	1		07/01/14 21:33	74-87-3	
Dibromochloromethane	ND	ug/kg	3.7	1.8	1		07/01/14 21:33	124-48-1	
1,1-Dichloroethane	ND	ug/kg	3.7	1.8	1		07/01/14 21:33	75-34-3	
1,2-Dichloroethane	ND	ug/kg	3.7	1.8	1		07/01/14 21:33	107-06-2	
1,1-Dichloroethene	**13.4**	ug/kg	3.7	1.8	1		07/01/14 21:33	75-35-4	
cis-1,2-Dichloroethene	**44.4**	ug/kg	3.7	1.8	1		07/01/14 21:33	156-59-2	
trans-1,2-Dichloroethene	ND	ug/kg	3.7	1.8	1		07/01/14 21:33	156-60-5	
1,2-Dichloropropane	ND	ug/kg	3.7	1.8	1		07/01/14 21:33	78-87-5	
cis-1,3-Dichloropropene	ND	ug/kg	3.7	1.8	1		07/01/14 21:33	10061-01-5	
trans-1,3-Dichloropropene	ND	ug/kg	3.7	1.8	1		07/01/14 21:33	10061-02-6	
Ethylbenzene	ND	ug/kg	3.7	1.8	1		07/01/14 21:33	100-41-4	
2-Hexanone	ND	ug/kg	14.8	7.4	1		07/01/14 21:33	591-78-6	
Methylene chloride	ND	ug/kg	3.7	1.8	1		07/01/14 21:33	75-09-2	
4-Methyl-2-pentanone (MIBK)	ND	ug/kg	7.4	3.7	1		07/01/14 21:33	108-10-1	
Styrene	ND	ug/kg	3.7	1.8	1		07/01/14 21:33	100-42-5	
1,1,2,2-Tetrachloroethane	ND	ug/kg	3.7	1.8	1		07/01/14 21:33	79-34-5	
Tetrachloroethene	**2.9J**	ug/kg	3.7	1.8	1		07/01/14 21:33	127-18-4	
Toluene	ND	ug/kg	3.7	1.8	1		07/01/14 21:33	108-88-3	
1,1,1-Trichloroethane	**17.6**	ug/kg	3.7	1.8	1		07/01/14 21:33	71-55-6	
1,1,2-Trichloroethane	ND	ug/kg	3.7	1.8	1		07/01/14 21:33	79-00-5	
Trichloroethene	**7050**	ug/kg	399	200	100		07/03/14 01:01	79-01-6	
Vinyl chloride	**13.2**	ug/kg	3.7	1.8	1		07/01/14 21:33	75-01-4	
Xylene (Total)	ND	ug/kg	3.7	1.8	1		07/01/14 21:33	1330-20-7	
Surrogates									
Toluene-d8 (S)	105	%	80-120		1		07/01/14 21:33	2037-26-5	
4-Bromofluorobenzene (S)	104	%	76-123		1		07/01/14 21:33	460-00-4	
1,2-Dichloroethane-d4 (S)	111	%	75-129		1		07/01/14 21:33	17060-07-0	
Percent Moisture	Analytical Method: ASTM D2974								
Percent Moisture	**11.5**	%	0.50	0.50	1		06/30/14 00:00		

REPORT OF LABORATORY ANALYSIS

This report shall not be reproduced, except in full,
without the written consent of Pace Analytical Services, Inc..

Pace Analytical Services, Inc.
9608 Loiret Blvd.
Lenexa, KS 66219
(913)599-5665

ANALYTICAL RESULTS

Project: FORT SMITH, AR
Pace Project No.: 60172509

Sample: DP-31 (27.0 FT) - 062014 **Lab ID: 60172509007** Collected: 06/26/14 08:20 Received: 06/27/14 09:10 Matrix: Solid

Results reported on a "dry-weight" basis
Comments: • Analysis performed outside of holding time per the clients request.

Parameters	Results	Units	Report Limit	MDL	DF	Prepared	Analyzed	CAS No.	Qual
8260 MSV 5035A VOA	Analytical Method: EPA 8260								
Acetone	**10.8J**	ug/kg	17.0	8.5	1		07/17/14 19:58	67-64-1	H1
Benzene	ND	ug/kg	4.3	2.1	1		07/17/14 19:58	71-43-2	H1
Bromodichloromethane	ND	ug/kg	4.3	2.1	1		07/17/14 19:58	75-27-4	H1
Bromoform	ND	ug/kg	4.3	2.1	1		07/17/14 19:58	75-25-2	H1
Bromomethane	ND	ug/kg	4.3	2.1	1		07/17/14 19:58	74-83-9	H1
2-Butanone (MEK)	ND	ug/kg	8.5	4.3	1		07/17/14 19:58	78-93-3	H1
Carbon disulfide	ND	ug/kg	4.3	2.1	1		07/17/14 19:58	75-15-0	H1
Carbon tetrachloride	ND	ug/kg	4.3	2.1	1		07/17/14 19:58	56-23-5	H1
Chlorobenzene	ND	ug/kg	4.3	2.1	1		07/17/14 19:58	108-90-7	H1
Chloroethane	ND	ug/kg	4.3	2.1	1		07/17/14 19:58	75-00-3	H1
Chloroform	ND	ug/kg	4.3	2.1	1		07/17/14 19:58	67-66-3	H1
Chloromethane	ND	ug/kg	4.3	2.1	1		07/17/14 19:58	74-87-3	H1
Dibromochloromethane	ND	ug/kg	4.3	2.1	1		07/17/14 19:58	124-48-1	H1
1,1-Dichloroethane	ND	ug/kg	4.3	2.1	1		07/17/14 19:58	75-34-3	H1
1,2-Dichloroethane	ND	ug/kg	4.3	2.1	1		07/17/14 19:58	107-06-2	H1
1,1-Dichloroethene	**2.5J**	ug/kg	4.3	2.1	1		07/17/14 19:58	75-35-4	H1
cis-1,2-Dichloroethene	**4.7**	ug/kg	4.3	2.1	1		07/17/14 19:58	156-59-2	H1
trans-1,2-Dichloroethene	ND	ug/kg	4.3	2.1	1		07/17/14 19:58	156-60-5	H1
1,2-Dichloropropane	ND	ug/kg	4.3	2.1	1		07/17/14 19:58	78-87-5	H1
cis-1,3-Dichloropropene	ND	ug/kg	4.3	2.1	1		07/17/14 19:58	10061-01-5	H1
trans-1,3-Dichloropropene	ND	ug/kg	4.3	2.1	1		07/17/14 19:58	10061-02-6	H1
Ethylbenzene	ND	ug/kg	4.3	2.1	1		07/17/14 19:58	100-41-4	H1
2-Hexanone	ND	ug/kg	17.0	8.5	1		07/17/14 19:58	591-78-6	H1
Methylene chloride	ND	ug/kg	4.3	2.1	1		07/17/14 19:58	75-09-2	H1
4-Methyl-2-pentanone (MIBK)	ND	ug/kg	8.5	4.3	1		07/17/14 19:58	108-10-1	H1
Styrene	ND	ug/kg	4.3	2.1	1		07/17/14 19:58	100-42-5	H1
1,1,2,2-Tetrachloroethane	ND	ug/kg	4.3	2.1	1		07/17/14 19:58	79-34-5	H1
Tetrachloroethene	ND	ug/kg	4.3	2.1	1		07/17/14 19:58	127-18-4	H1
Toluene	ND	ug/kg	4.3	2.1	1		07/17/14 19:58	108-88-3	H1
1,1,1-Trichloroethane	ND	ug/kg	4.3	2.1	1		07/17/14 19:58	71-55-6	H1
1,1,2-Trichloroethane	ND	ug/kg	4.3	2.1	1		07/17/14 19:58	79-00-5	H1
Trichloroethene	**3020**	ug/kg	446	223	100		07/18/14 12:50	79-01-6	H1
Vinyl chloride	ND	ug/kg	4.3	2.1	1		07/17/14 19:58	75-01-4	H1
Xylene (Total)	ND	ug/kg	4.3	2.1	1		07/17/14 19:58	1330-20-7	
Surrogates									
Toluene-d8 (S)	99	%	80-120		1		07/17/14 19:58	2037-26-5	
4-Bromofluorobenzene (S)	100	%	76-123		1		07/17/14 19:58	460-00-4	
1,2-Dichloroethane-d4 (S)	111	%	75-129		1		07/17/14 19:58	17060-07-0	
Percent Moisture	Analytical Method: ASTM D2974								
Percent Moisture	**9.5**	%	0.50	0.50	1		06/30/14 00:00		

REPORT OF LABORATORY ANALYSIS

This report shall not be reproduced, except in full,
without the written consent of Pace Analytical Services, Inc..

Pace Analytical Services, Inc.
9608 Loiret Blvd.
Lenexa, KS 66219
(913)599-5665

ANALYTICAL RESULTS

Project: FORT SMITH, AR
Pace Project No.: 60172509

Sample: DP-36 (3.5 FT) - 062014 **Lab ID: 60172509008** Collected: 06/26/14 08:55 Received: 06/27/14 09:10 Matrix: Solid

Results reported on a "dry-weight" basis

Parameters	Results	Units	Report Limit	MDL	DF	Prepared	Analyzed	CAS No.	Qual
Percent Moisture	Analytical Method: ASTM D2974								
Percent Moisture	**16.5**	%	0.50	0.50	1		06/30/14 00:00		

REPORT OF LABORATORY ANALYSIS

This report shall not be reproduced, except in full,
without the written consent of Pace Analytical Services, Inc..

Pace Analytical Services, Inc.
9608 Loiret Blvd.
Lenexa, KS 66219
(913)599-5665

ANALYTICAL RESULTS

Project: FORT SMITH, AR
Pace Project No.: 60172509

Sample: DP-36 (6.5 FT) - 062014 **Lab ID: 60172509009** Collected: 06/26/14 09:10 Received: 06/27/14 09:10 Matrix: Solid

Results reported on a "dry-weight" basis
Comments: • Analysis performed outside of holding time per the clients request.

Parameters	Results	Units	Report Limit	MDL	DF	Prepared	Analyzed	CAS No.	Qual
8260 MSV 5035A VOA	Analytical Method: EPA 8260								
Acetone	ND	ug/kg	18.5	9.2	1		07/17/14 20:14	67-64-1	H1
Benzene	ND	ug/kg	4.6	2.3	1		07/17/14 20:14	71-43-2	H1
Bromodichloromethane	ND	ug/kg	4.6	2.3	1		07/17/14 20:14	75-27-4	H1
Bromoform	ND	ug/kg	4.6	2.3	1		07/17/14 20:14	75-25-2	H1
Bromomethane	ND	ug/kg	4.6	2.3	1		07/17/14 20:14	74-83-9	H1
2-Butanone (MEK)	ND	ug/kg	9.2	4.6	1		07/17/14 20:14	78-93-3	H1
Carbon disulfide	ND	ug/kg	4.6	2.3	1		07/17/14 20:14	75-15-0	H1
Carbon tetrachloride	ND	ug/kg	4.6	2.3	1		07/17/14 20:14	56-23-5	H1
Chlorobenzene	ND	ug/kg	4.6	2.3	1		07/17/14 20:14	108-90-7	H1
Chloroethane	ND	ug/kg	4.6	2.3	1		07/17/14 20:14	75-00-3	H1
Chloroform	ND	ug/kg	4.6	2.3	1		07/17/14 20:14	67-66-3	H1
Chloromethane	ND	ug/kg	4.6	2.3	1		07/17/14 20:14	74-87-3	H1
Dibromochloromethane	ND	ug/kg	4.6	2.3	1		07/17/14 20:14	124-48-1	H1
1,1-Dichloroethane	ND	ug/kg	4.6	2.3	1		07/17/14 20:14	75-34-3	H1
1,2-Dichloroethane	ND	ug/kg	4.6	2.3	1		07/17/14 20:14	107-06-2	H1
1,1-Dichloroethene	ND	ug/kg	4.6	2.3	1		07/17/14 20:14	75-35-4	H1
cis-1,2-Dichloroethene	**2.9J**	ug/kg	4.6	2.3	1		07/17/14 20:14	156-59-2	H1
trans-1,2-Dichloroethene	ND	ug/kg	4.6	2.3	1		07/17/14 20:14	156-60-5	H1
1,2-Dichloropropane	ND	ug/kg	4.6	2.3	1		07/17/14 20:14	78-87-5	H1
cis-1,3-Dichloropropene	ND	ug/kg	4.6	2.3	1		07/17/14 20:14	10061-01-5	H1
trans-1,3-Dichloropropene	ND	ug/kg	4.6	2.3	1		07/17/14 20:14	10061-02-6	H1
Ethylbenzene	ND	ug/kg	4.6	2.3	1		07/17/14 20:14	100-41-4	H1
2-Hexanone	ND	ug/kg	18.5	9.2	1		07/17/14 20:14	591-78-6	H1
Methylene chloride	ND	ug/kg	4.6	2.3	1		07/17/14 20:14	75-09-2	H1
4-Methyl-2-pentanone (MIBK)	ND	ug/kg	9.2	4.6	1		07/17/14 20:14	108-10-1	H1
Styrene	ND	ug/kg	4.6	2.3	1		07/17/14 20:14	100-42-5	H1
1,1,2,2-Tetrachloroethane	ND	ug/kg	4.6	2.3	1		07/17/14 20:14	79-34-5	H1
Tetrachloroethene	ND	ug/kg	4.6	2.3	1		07/17/14 20:14	127-18-4	H1
Toluene	ND	ug/kg	4.6	2.3	1		07/17/14 20:14	108-88-3	H1
1,1,1-Trichloroethane	ND	ug/kg	4.6	2.3	1		07/17/14 20:14	71-55-6	H1
1,1,2-Trichloroethane	ND	ug/kg	4.6	2.3	1		07/17/14 20:14	79-00-5	H1
Trichloroethene	ND	ug/kg	4.4	2.2	1		07/21/14 11:51	79-01-6	H1
Vinyl chloride	ND	ug/kg	4.6	2.3	1		07/17/14 20:14	75-01-4	H1
Xylene (Total)	ND	ug/kg	4.6	2.3	1		07/17/14 20:14	1330-20-7	
Surrogates									
Toluene-d8 (S)	100	%	80-120		1		07/17/14 20:14	2037-26-5	
4-Bromofluorobenzene (S)	99	%	76-123		1		07/17/14 20:14	460-00-4	
1,2-Dichloroethane-d4 (S)	111	%	75-129		1		07/17/14 20:14	17060-07-0	
Percent Moisture	Analytical Method: ASTM D2974								
Percent Moisture	**16.5**	%	0.50	0.50	1		06/30/14 00:00		

REPORT OF LABORATORY ANALYSIS

This report shall not be reproduced, except in full,
without the written consent of Pace Analytical Services, Inc..

Pace Analytical Services, Inc.
9608 Loiret Blvd.
Lenexa, KS 66219
(913)599-5665

ANALYTICAL RESULTS

Project: FORT SMITH, AR
Pace Project No.: 60172509

Sample: DP-36 (14.0 FT) - 062014 **Lab ID: 60172509010** Collected: 06/26/14 09:20 Received: 06/27/14 09:10 Matrix: Solid

Results reported on a "dry-weight" basis
Comments: • Analysis performed outside of holding time per the clients request.

Parameters	Results	Units	Report Limit	MDL	DF	Prepared	Analyzed	CAS No.	Qual
8260 MSV 5035A VOA	Analytical Method: EPA 8260								
Acetone	ND	ug/kg	16.6	8.3	1		07/17/14 10:51	67-64-1	H1
Benzene	ND	ug/kg	4.2	2.1	1		07/17/14 10:51	71-43-2	H1
Bromodichloromethane	ND	ug/kg	4.2	2.1	1		07/17/14 10:51	75-27-4	H1
Bromoform	ND	ug/kg	4.2	2.1	1		07/17/14 10:51	75-25-2	H1
Bromomethane	ND	ug/kg	4.2	2.1	1		07/17/14 10:51	74-83-9	H1
2-Butanone (MEK)	ND	ug/kg	8.3	4.2	1		07/17/14 10:51	78-93-3	H1
Carbon disulfide	ND	ug/kg	4.2	2.1	1		07/17/14 10:51	75-15-0	H1
Carbon tetrachloride	ND	ug/kg	4.2	2.1	1		07/17/14 10:51	56-23-5	H1
Chlorobenzene	ND	ug/kg	4.2	2.1	1		07/17/14 10:51	108-90-7	H1
Chloroethane	ND	ug/kg	4.2	2.1	1		07/17/14 10:51	75-00-3	H1
Chloroform	ND	ug/kg	4.2	2.1	1		07/17/14 10:51	67-66-3	H1
Chloromethane	ND	ug/kg	4.2	2.1	1		07/17/14 10:51	74-87-3	H1
Dibromochloromethane	ND	ug/kg	4.2	2.1	1		07/17/14 10:51	124-48-1	H1
1,1-Dichloroethane	ND	ug/kg	4.2	2.1	1		07/17/14 10:51	75-34-3	H1
1,2-Dichloroethane	ND	ug/kg	4.2	2.1	1		07/17/14 10:51	107-06-2	H1
1,1-Dichloroethene	ND	ug/kg	4.2	2.1	1		07/17/14 10:51	75-35-4	H1
cis-1,2-Dichloroethene	**5.8**	ug/kg	4.2	2.1	1		07/17/14 10:51	156-59-2	H1
trans-1,2-Dichloroethene	ND	ug/kg	4.2	2.1	1		07/17/14 10:51	156-60-5	H1
1,2-Dichloropropane	ND	ug/kg	4.2	2.1	1		07/17/14 10:51	78-87-5	H1
cis-1,3-Dichloropropene	ND	ug/kg	4.2	2.1	1		07/17/14 10:51	10061-01-5	H1
trans-1,3-Dichloropropene	ND	ug/kg	4.2	2.1	1		07/17/14 10:51	10061-02-6	H1
Ethylbenzene	ND	ug/kg	4.2	2.1	1		07/17/14 10:51	100-41-4	H1
2-Hexanone	ND	ug/kg	16.6	8.3	1		07/17/14 10:51	591-78-6	H1
Methylene chloride	ND	ug/kg	4.2	2.1	1		07/17/14 10:51	75-09-2	H1
4-Methyl-2-pentanone (MIBK)	ND	ug/kg	8.3	4.2	1		07/17/14 10:51	108-10-1	H1
Styrene	ND	ug/kg	4.2	2.1	1		07/17/14 10:51	100-42-5	H1
1,1,2,2-Tetrachloroethane	ND	ug/kg	4.2	2.1	1		07/17/14 10:51	79-34-5	H1
Tetrachloroethene	ND	ug/kg	4.2	2.1	1		07/17/14 10:51	127-18-4	H1
Toluene	ND	ug/kg	4.2	2.1	1		07/17/14 10:51	108-88-3	H1
1,1,1-Trichloroethane	ND	ug/kg	4.2	2.1	1		07/17/14 10:51	71-55-6	H1
1,1,2-Trichloroethane	ND	ug/kg	4.2	2.1	1		07/17/14 10:51	79-00-5	H1
Trichloroethene	**980**	ug/kg	207	104	50		07/18/14 14:10	79-01-6	H1
Vinyl chloride	ND	ug/kg	4.2	2.1	1		07/17/14 10:51	75-01-4	H1
Xylene (Total)	ND	ug/kg	4.2	2.1	1		07/17/14 10:51	1330-20-7	
Surrogates									
Toluene-d8 (S)	99	%	80-120		1		07/17/14 10:51	2037-26-5	
4-Bromofluorobenzene (S)	101	%	76-123		1		07/17/14 10:51	460-00-4	
1,2-Dichloroethane-d4 (S)	113	%	75-129		1		07/17/14 10:51	17060-07-0	
Percent Moisture	Analytical Method: ASTM D2974								
Percent Moisture	**15.1**	%	0.50	0.50	1		06/30/14 00:00		

REPORT OF LABORATORY ANALYSIS

This report shall not be reproduced, except in full,
without the written consent of Pace Analytical Services, Inc..

Pace Analytical Services, Inc.
9608 Loiret Blvd.
Lenexa, KS 66219
(913)599-5665

ANALYTICAL RESULTS

Project: FORT SMITH, AR
Pace Project No.: 60172509

Sample: DP-36 (19.5 FT) - 062014 **Lab ID: 60172509011** Collected: 06/26/14 09:30 Received: 06/27/14 09:10 Matrix: Solid

Results reported on a "dry-weight" basis

Parameters	Results	Units	Report Limit	MDL	DF	Prepared	Analyzed	CAS No.	Qual
8260 MSV 5035A VOA	Analytical Method: EPA 8260								
Acetone	ND	ug/kg	17.2	8.6	1		07/01/14 21:48	67-64-1	
Benzene	ND	ug/kg	4.3	2.2	1		07/01/14 21:48	71-43-2	
Bromodichloromethane	ND	ug/kg	4.3	2.2	1		07/01/14 21:48	75-27-4	
Bromoform	ND	ug/kg	4.3	2.2	1		07/01/14 21:48	75-25-2	
Bromomethane	ND	ug/kg	4.3	2.2	1		07/01/14 21:48	74-83-9	
2-Butanone (MEK)	ND	ug/kg	8.6	4.3	1		07/01/14 21:48	78-93-3	
Carbon disulfide	ND	ug/kg	4.3	2.2	1		07/01/14 21:48	75-15-0	
Carbon tetrachloride	ND	ug/kg	4.3	2.2	1		07/01/14 21:48	56-23-5	
Chlorobenzene	ND	ug/kg	4.3	2.2	1		07/01/14 21:48	108-90-7	
Chloroethane	ND	ug/kg	4.3	2.2	1		07/01/14 21:48	75-00-3	
Chloroform	ND	ug/kg	4.3	2.2	1		07/01/14 21:48	67-66-3	
Chloromethane	ND	ug/kg	4.3	2.2	1		07/01/14 21:48	74-87-3	
Dibromochloromethane	ND	ug/kg	4.3	2.2	1		07/01/14 21:48	124-48-1	
1,1-Dichloroethane	ND	ug/kg	4.3	2.2	1		07/01/14 21:48	75-34-3	
1,2-Dichloroethane	ND	ug/kg	4.3	2.2	1		07/01/14 21:48	107-06-2	
1,1-Dichloroethene	**12.0**	ug/kg	4.3	2.2	1		07/01/14 21:48	75-35-4	
cis-1,2-Dichloroethene	**180**	ug/kg	4.3	2.2	1		07/01/14 21:48	156-59-2	
trans-1,2-Dichloroethene	**4.1J**	ug/kg	4.3	2.2	1		07/01/14 21:48	156-60-5	
1,2-Dichloropropane	ND	ug/kg	4.3	2.2	1		07/01/14 21:48	78-87-5	
cis-1,3-Dichloropropene	ND	ug/kg	4.3	2.2	1		07/01/14 21:48	10061-01-5	
trans-1,3-Dichloropropene	ND	ug/kg	4.3	2.2	1		07/01/14 21:48	10061-02-6	
Ethylbenzene	ND	ug/kg	4.3	2.2	1		07/01/14 21:48	100-41-4	
2-Hexanone	ND	ug/kg	17.2	8.6	1		07/01/14 21:48	591-78-6	
Methylene chloride	ND	ug/kg	4.3	2.2	1		07/01/14 21:48	75-09-2	
4-Methyl-2-pentanone (MIBK)	ND	ug/kg	8.6	4.3	1		07/01/14 21:48	108-10-1	
Styrene	ND	ug/kg	4.3	2.2	1		07/01/14 21:48	100-42-5	
1,1,2,2-Tetrachloroethane	ND	ug/kg	4.3	2.2	1		07/01/14 21:48	79-34-5	
Tetrachloroethene	**3.6J**	ug/kg	4.3	2.2	1		07/01/14 21:48	127-18-4	
Toluene	ND	ug/kg	4.3	2.2	1		07/01/14 21:48	108-88-3	
1,1,1-Trichloroethane	**11.0**	ug/kg	4.3	2.2	1		07/01/14 21:48	71-55-6	
1,1,2-Trichloroethane	ND	ug/kg	4.3	2.2	1		07/01/14 21:48	79-00-5	
Trichloroethene	**8790**	ug/kg	402	201	100		07/03/14 01:17	79-01-6	
Vinyl chloride	**51.4**	ug/kg	4.3	2.2	1		07/01/14 21:48	75-01-4	
Xylene (Total)	ND	ug/kg	4.3	2.2	1		07/01/14 21:48	1330-20-7	
Surrogates									
Toluene-d8 (S)	105	%	80-120		1		07/01/14 21:48	2037-26-5	
4-Bromofluorobenzene (S)	99	%	76-123		1		07/01/14 21:48	460-00-4	
1,2-Dichloroethane-d4 (S)	111	%	75-129		1		07/01/14 21:48	17060-07-0	
Percent Moisture	Analytical Method: ASTM D2974								
Percent Moisture	**8.1**	%	0.50	0.50	1		06/30/14 00:00		

REPORT OF LABORATORY ANALYSIS

This report shall not be reproduced, except in full,
without the written consent of Pace Analytical Services, Inc..

Pace Analytical Services, Inc.
9608 Loiret Blvd.
Lenexa, KS 66219
(913)599-5665

ANALYTICAL RESULTS

Project: FORT SMITH, AR
Pace Project No.: 60172509

Sample: DP-36 (21.5 FT) - 062014 **Lab ID: 60172509012** Collected: 06/26/14 09:40 Received: 06/27/14 09:10 Matrix: Solid

Results reported on a "dry-weight" basis

Parameters	Results	Units	Report Limit	MDL	DF	Prepared	Analyzed	CAS No.	Qual
8260 MSV 5035A VOA	Analytical Method: EPA 8260								
Acetone	ND	ug/kg	18.5	9.2	1		07/01/14 22:04	67-64-1	
Benzene	ND	ug/kg	4.6	2.3	1		07/01/14 22:04	71-43-2	
Bromodichloromethane	ND	ug/kg	4.6	2.3	1		07/01/14 22:04	75-27-4	
Bromoform	ND	ug/kg	4.6	2.3	1		07/01/14 22:04	75-25-2	
Bromomethane	ND	ug/kg	4.6	2.3	1		07/01/14 22:04	74-83-9	
2-Butanone (MEK)	ND	ug/kg	9.2	4.6	1		07/01/14 22:04	78-93-3	
Carbon disulfide	ND	ug/kg	4.6	2.3	1		07/01/14 22:04	75-15-0	
Carbon tetrachloride	ND	ug/kg	4.6	2.3	1		07/01/14 22:04	56-23-5	
Chlorobenzene	ND	ug/kg	4.6	2.3	1		07/01/14 22:04	108-90-7	
Chloroethane	ND	ug/kg	4.6	2.3	1		07/01/14 22:04	75-00-3	
Chloroform	ND	ug/kg	4.6	2.3	1		07/01/14 22:04	67-66-3	
Chloromethane	ND	ug/kg	4.6	2.3	1		07/01/14 22:04	74-87-3	
Dibromochloromethane	ND	ug/kg	4.6	2.3	1		07/01/14 22:04	124-48-1	
1,1-Dichloroethane	ND	ug/kg	4.6	2.3	1		07/01/14 22:04	75-34-3	
1,2-Dichloroethane	ND	ug/kg	4.6	2.3	1		07/01/14 22:04	107-06-2	
1,1-Dichloroethene	**3.1J**	ug/kg	4.6	2.3	1		07/01/14 22:04	75-35-4	
cis-1,2-Dichloroethene	**31.5**	ug/kg	4.6	2.3	1		07/01/14 22:04	156-59-2	
trans-1,2-Dichloroethene	**4.9**	ug/kg	4.6	2.3	1		07/01/14 22:04	156-60-5	
1,2-Dichloropropane	ND	ug/kg	4.6	2.3	1		07/01/14 22:04	78-87-5	
cis-1,3-Dichloropropene	ND	ug/kg	4.6	2.3	1		07/01/14 22:04	10061-01-5	
trans-1,3-Dichloropropene	ND	ug/kg	4.6	2.3	1		07/01/14 22:04	10061-02-6	
Ethylbenzene	ND	ug/kg	4.6	2.3	1		07/01/14 22:04	100-41-4	
2-Hexanone	ND	ug/kg	18.5	9.2	1		07/01/14 22:04	591-78-6	
Methylene chloride	ND	ug/kg	4.6	2.3	1		07/01/14 22:04	75-09-2	
4-Methyl-2-pentanone (MIBK)	ND	ug/kg	9.2	4.6	1		07/01/14 22:04	108-10-1	
Styrene	ND	ug/kg	4.6	2.3	1		07/01/14 22:04	100-42-5	
1,1,2,2-Tetrachloroethane	ND	ug/kg	4.6	2.3	1		07/01/14 22:04	79-34-5	
Tetrachloroethene	ND	ug/kg	4.6	2.3	1		07/01/14 22:04	127-18-4	
Toluene	ND	ug/kg	4.6	2.3	1		07/01/14 22:04	108-88-3	
1,1,1-Trichloroethane	**2.7J**	ug/kg	4.6	2.3	1		07/01/14 22:04	71-55-6	
1,1,2-Trichloroethane	ND	ug/kg	4.6	2.3	1		07/01/14 22:04	79-00-5	
Trichloroethene	**4700**	ug/kg	486	243	100		07/03/14 01:32	79-01-6	
Vinyl chloride	**5.8**	ug/kg	4.6	2.3	1		07/01/14 22:04	75-01-4	
Xylene (Total)	ND	ug/kg	4.6	2.3	1		07/01/14 22:04	1330-20-7	
Surrogates									
Toluene-d8 (S)	103	%	80-120		1		07/01/14 22:04	2037-26-5	
4-Bromofluorobenzene (S)	103	%	76-123		1		07/01/14 22:04	460-00-4	
1,2-Dichloroethane-d4 (S)	109	%	75-129		1		07/01/14 22:04	17060-07-0	
Percent Moisture	Analytical Method: ASTM D2974								
Percent Moisture	**10.9**	%	0.50	0.50	1		06/30/14 00:00		

REPORT OF LABORATORY ANALYSIS

This report shall not be reproduced, except in full,
without the written consent of Pace Analytical Services, Inc..

Pace Analytical Services, Inc.
9608 Loiret Blvd.
Lenexa, KS 66219
(913)599-5665

ANALYTICAL RESULTS

Project: FORT SMITH, AR
Pace Project No.: 60172509

Sample: DP-36 (21.5 FT) - 062014 - DUP **Lab ID: 60172509013** Collected: 06/26/14 09:40 Received: 06/27/14 09:10 Matrix: Solid

Results reported on a "dry-weight" basis

Parameters	Results	Units	Report Limit	MDL	DF	Prepared	Analyzed	CAS No.	Qual
8260 MSV 5035A VOA	Analytical Method: EPA 8260								
Acetone	ND	ug/kg	16.6	8.3	1		07/01/14 22:19	67-64-1	
Benzene	ND	ug/kg	4.1	2.1	1		07/01/14 22:19	71-43-2	
Bromodichloromethane	ND	ug/kg	4.1	2.1	1		07/01/14 22:19	75-27-4	
Bromoform	ND	ug/kg	4.1	2.1	1		07/01/14 22:19	75-25-2	
Bromomethane	ND	ug/kg	4.1	2.1	1		07/01/14 22:19	74-83-9	
2-Butanone (MEK)	ND	ug/kg	8.3	4.1	1		07/01/14 22:19	78-93-3	
Carbon disulfide	ND	ug/kg	4.1	2.1	1		07/01/14 22:19	75-15-0	
Carbon tetrachloride	ND	ug/kg	4.1	2.1	1		07/01/14 22:19	56-23-5	
Chlorobenzene	ND	ug/kg	4.1	2.1	1		07/01/14 22:19	108-90-7	
Chloroethane	ND	ug/kg	4.1	2.1	1		07/01/14 22:19	75-00-3	
Chloroform	ND	ug/kg	4.1	2.1	1		07/01/14 22:19	67-66-3	
Chloromethane	ND	ug/kg	4.1	2.1	1		07/01/14 22:19	74-87-3	
Dibromochloromethane	ND	ug/kg	4.1	2.1	1		07/01/14 22:19	124-48-1	
1,1-Dichloroethane	ND	ug/kg	4.1	2.1	1		07/01/14 22:19	75-34-3	
1,2-Dichloroethane	ND	ug/kg	4.1	2.1	1		07/01/14 22:19	107-06-2	
1,1-Dichloroethene	**4.7**	ug/kg	4.1	2.1	1		07/01/14 22:19	75-35-4	
cis-1,2-Dichloroethene	**30.5**	ug/kg	4.1	2.1	1		07/01/14 22:19	156-59-2	
trans-1,2-Dichloroethene	**4.0J**	ug/kg	4.1	2.1	1		07/01/14 22:19	156-60-5	
1,2-Dichloropropane	ND	ug/kg	4.1	2.1	1		07/01/14 22:19	78-87-5	
cis-1,3-Dichloropropene	ND	ug/kg	4.1	2.1	1		07/01/14 22:19	10061-01-5	
trans-1,3-Dichloropropene	ND	ug/kg	4.1	2.1	1		07/01/14 22:19	10061-02-6	
Ethylbenzene	ND	ug/kg	4.1	2.1	1		07/01/14 22:19	100-41-4	
2-Hexanone	ND	ug/kg	16.6	8.3	1		07/01/14 22:19	591-78-6	
Methylene chloride	ND	ug/kg	4.1	2.1	1		07/01/14 22:19	75-09-2	
4-Methyl-2-pentanone (MIBK)	ND	ug/kg	8.3	4.1	1		07/01/14 22:19	108-10-1	
Styrene	ND	ug/kg	4.1	2.1	1		07/01/14 22:19	100-42-5	
1,1,2,2-Tetrachloroethane	ND	ug/kg	4.1	2.1	1		07/01/14 22:19	79-34-5	
Tetrachloroethene	ND	ug/kg	4.1	2.1	1		07/01/14 22:19	127-18-4	
Toluene	ND	ug/kg	4.1	2.1	1		07/01/14 22:19	108-88-3	
1,1,1-Trichloroethane	**2.6J**	ug/kg	4.1	2.1	1		07/01/14 22:19	71-55-6	
1,1,2-Trichloroethane	ND	ug/kg	4.1	2.1	1		07/01/14 22:19	79-00-5	
Trichloroethene	**4140**	ug/kg	425	212	100		07/03/14 01:47	79-01-6	
Vinyl chloride	**6.4**	ug/kg	4.1	2.1	1		07/01/14 22:19	75-01-4	
Xylene (Total)	ND	ug/kg	4.1	2.1	1		07/01/14 22:19	1330-20-7	
Surrogates									
Toluene-d8 (S)	104	%	80-120		1		07/01/14 22:19	2037-26-5	
4-Bromofluorobenzene (S)	102	%	76-123		1		07/01/14 22:19	460-00-4	
1,2-Dichloroethane-d4 (S)	112	%	75-129		1		07/01/14 22:19	17060-07-0	
Percent Moisture	Analytical Method: ASTM D2974								
Percent Moisture	**12.3**	%	0.50	0.50	1		06/30/14 00:00		

REPORT OF LABORATORY ANALYSIS

This report shall not be reproduced, except in full,
without the written consent of Pace Analytical Services, Inc..

Pace Analytical Services, Inc.
9608 Loiret Blvd.
Lenexa, KS 66219
(913)599-5665

ANALYTICAL RESULTS

Project: FORT SMITH, AR
Pace Project No.: 60172509

Sample: DP-36 (25.5 FT) - 062014 **Lab ID: 60172509014** Collected: 06/26/14 09:50 Received: 06/27/14 09:10 Matrix: Solid

Results reported on a "dry-weight" basis
Comments: • Analysis performed outside of holding time per the clients request.

Parameters	Results	Units	Report Limit	MDL	DF	Prepared	Analyzed	CAS No.	Qual
8260 MSV 5035A VOA	Analytical Method: EPA 8260								
Acetone	**9.5J**	ug/kg	17.7	8.8	1		07/17/14 11:06	67-64-1	H1
Benzene	ND	ug/kg	4.4	2.2	1		07/17/14 11:06	71-43-2	H1
Bromodichloromethane	ND	ug/kg	4.4	2.2	1		07/17/14 11:06	75-27-4	H1
Bromoform	ND	ug/kg	4.4	2.2	1		07/17/14 11:06	75-25-2	H1
Bromomethane	ND	ug/kg	4.4	2.2	1		07/17/14 11:06	74-83-9	H1
2-Butanone (MEK)	ND	ug/kg	8.8	4.4	1		07/17/14 11:06	78-93-3	H1
Carbon disulfide	ND	ug/kg	4.4	2.2	1		07/17/14 11:06	75-15-0	H1
Carbon tetrachloride	ND	ug/kg	4.4	2.2	1		07/17/14 11:06	56-23-5	H1
Chlorobenzene	ND	ug/kg	4.4	2.2	1		07/17/14 11:06	108-90-7	H1
Chloroethane	ND	ug/kg	4.4	2.2	1		07/17/14 11:06	75-00-3	H1
Chloroform	ND	ug/kg	4.4	2.2	1		07/17/14 11:06	67-66-3	H1
Chloromethane	ND	ug/kg	4.4	2.2	1		07/17/14 11:06	74-87-3	H1
Dibromochloromethane	ND	ug/kg	4.4	2.2	1		07/17/14 11:06	124-48-1	H1
1,1-Dichloroethane	ND	ug/kg	4.4	2.2	1		07/17/14 11:06	75-34-3	H1
1,2-Dichloroethane	ND	ug/kg	4.4	2.2	1		07/17/14 11:06	107-06-2	H1
1,1-Dichloroethene	ND	ug/kg	4.4	2.2	1		07/17/14 11:06	75-35-4	H1
cis-1,2-Dichloroethene	**2.6J**	ug/kg	4.4	2.2	1		07/17/14 11:06	156-59-2	H1
trans-1,2-Dichloroethene	ND	ug/kg	4.4	2.2	1		07/17/14 11:06	156-60-5	H1
1,2-Dichloropropane	ND	ug/kg	4.4	2.2	1		07/17/14 11:06	78-87-5	H1
cis-1,3-Dichloropropene	ND	ug/kg	4.4	2.2	1		07/17/14 11:06	10061-01-5	H1
trans-1,3-Dichloropropene	ND	ug/kg	4.4	2.2	1		07/17/14 11:06	10061-02-6	H1
Ethylbenzene	ND	ug/kg	4.4	2.2	1		07/17/14 11:06	100-41-4	H1
2-Hexanone	ND	ug/kg	17.7	8.8	1		07/17/14 11:06	591-78-6	H1
Methylene chloride	ND	ug/kg	4.4	2.2	1		07/17/14 11:06	75-09-2	H1
4-Methyl-2-pentanone (MIBK)	ND	ug/kg	8.8	4.4	1		07/17/14 11:06	108-10-1	H1
Styrene	ND	ug/kg	4.4	2.2	1		07/17/14 11:06	100-42-5	H1
1,1,2,2-Tetrachloroethane	ND	ug/kg	4.4	2.2	1		07/17/14 11:06	79-34-5	H1
Tetrachloroethene	ND	ug/kg	4.4	2.2	1		07/17/14 11:06	127-18-4	H1
Toluene	ND	ug/kg	4.4	2.2	1		07/17/14 11:06	108-88-3	H1
1,1,1-Trichloroethane	ND	ug/kg	4.4	2.2	1		07/17/14 11:06	71-55-6	H1
1,1,2-Trichloroethane	ND	ug/kg	4.4	2.2	1		07/17/14 11:06	79-00-5	H1
Trichloroethene	**1180**	ug/kg	237	118	50		07/18/14 14:25	79-01-6	H1
Vinyl chloride	ND	ug/kg	4.4	2.2	1		07/17/14 11:06	75-01-4	H1
Xylene (Total)	ND	ug/kg	4.4	2.2	1		07/17/14 11:06	1330-20-7	
Surrogates									
Toluene-d8 (S)	101	%	80-120		1		07/17/14 11:06	2037-26-5	
4-Bromofluorobenzene (S)	101	%	76-123		1		07/17/14 11:06	460-00-4	
1,2-Dichloroethane-d4 (S)	111	%	75-129		1		07/17/14 11:06	17060-07-0	
Percent Moisture	Analytical Method: ASTM D2974								
Percent Moisture	**9.2**	%	0.50	0.50	1		06/30/14 00:00		

REPORT OF LABORATORY ANALYSIS

This report shall not be reproduced, except in full,
without the written consent of Pace Analytical Services, Inc..

Pace Analytical Services, Inc.
9608 Loiret Blvd.
Lenexa, KS 66219
(913)599-5665

ANALYTICAL RESULTS

Project: FORT SMITH, AR
Pace Project No.: 60172509

Sample: DP-37 (4.5 FT) - 062014 **Lab ID: 60172509015** Collected: 06/26/14 10:20 Received: 06/27/14 09:10 Matrix: Solid

Results reported on a "dry-weight" basis

Parameters	Results	Units	Report Limit	MDL	DF	Prepared	Analyzed	CAS No.	Qual
Percent Moisture	Analytical Method: ASTM D2974								
Percent Moisture	**15.7**	%	0.50	0.50	1		06/30/14 00:00		

REPORT OF LABORATORY ANALYSIS

This report shall not be reproduced, except in full,
without the written consent of Pace Analytical Services, Inc..

Pace Analytical Services, Inc.
9608 Loiret Blvd.
Lenexa, KS 66219
(913)599-5665

ANALYTICAL RESULTS

Project: FORT SMITH, AR
Pace Project No.: 60172509

Sample: DP-37 (7.5 FT) - 062014 **Lab ID: 60172509016** Collected: 06/26/14 10:35 Received: 06/27/14 09:10 Matrix: Solid

Results reported on a "dry-weight" basis
Comments: • Analysis performed outside of holding time per the clients request.

Parameters	Results	Units	Report Limit	MDL	DF	Prepared	Analyzed	CAS No.	Qual
8260 MSV 5035A VOA	Analytical Method: EPA 8260								
Acetone	ND	ug/kg	17.1	8.6	1		07/17/14 11:22	67-64-1	H1
Benzene	ND	ug/kg	4.3	2.1	1		07/17/14 11:22	71-43-2	H1
Bromodichloromethane	ND	ug/kg	4.3	2.1	1		07/17/14 11:22	75-27-4	H1
Bromoform	ND	ug/kg	4.3	2.1	1		07/17/14 11:22	75-25-2	H1
Bromomethane	ND	ug/kg	4.3	2.1	1		07/17/14 11:22	74-83-9	H1
2-Butanone (MEK)	ND	ug/kg	8.6	4.3	1		07/17/14 11:22	78-93-3	H1
Carbon disulfide	ND	ug/kg	4.3	2.1	1		07/17/14 11:22	75-15-0	H1
Carbon tetrachloride	ND	ug/kg	4.3	2.1	1		07/17/14 11:22	56-23-5	H1
Chlorobenzene	ND	ug/kg	4.3	2.1	1		07/17/14 11:22	108-90-7	H1
Chloroethane	ND	ug/kg	4.3	2.1	1		07/17/14 11:22	75-00-3	H1
Chloroform	ND	ug/kg	4.3	2.1	1		07/17/14 11:22	67-66-3	H1
Chloromethane	ND	ug/kg	4.3	2.1	1		07/17/14 11:22	74-87-3	H1
Dibromochloromethane	ND	ug/kg	4.3	2.1	1		07/17/14 11:22	124-48-1	H1
1,1-Dichloroethane	ND	ug/kg	4.3	2.1	1		07/17/14 11:22	75-34-3	H1
1,2-Dichloroethane	ND	ug/kg	4.3	2.1	1		07/17/14 11:22	107-06-2	H1
1,1-Dichloroethene	ND	ug/kg	4.3	2.1	1		07/17/14 11:22	75-35-4	H1
cis-1,2-Dichloroethene	**3.9J**	ug/kg	4.3	2.1	1		07/17/14 11:22	156-59-2	H1
trans-1,2-Dichloroethene	ND	ug/kg	4.3	2.1	1		07/17/14 11:22	156-60-5	H1
1,2-Dichloropropane	ND	ug/kg	4.3	2.1	1		07/17/14 11:22	78-87-5	H1
cis-1,3-Dichloropropene	ND	ug/kg	4.3	2.1	1		07/17/14 11:22	10061-01-5	H1
trans-1,3-Dichloropropene	ND	ug/kg	4.3	2.1	1		07/17/14 11:22	10061-02-6	H1
Ethylbenzene	ND	ug/kg	4.3	2.1	1		07/17/14 11:22	100-41-4	H1
2-Hexanone	ND	ug/kg	17.1	8.6	1		07/17/14 11:22	591-78-6	H1
Methylene chloride	ND	ug/kg	4.3	2.1	1		07/17/14 11:22	75-09-2	H1
4-Methyl-2-pentanone (MIBK)	ND	ug/kg	8.6	4.3	1		07/17/14 11:22	108-10-1	H1
Styrene	ND	ug/kg	4.3	2.1	1		07/17/14 11:22	100-42-5	H1
1,1,2,2-Tetrachloroethane	ND	ug/kg	4.3	2.1	1		07/17/14 11:22	79-34-5	H1
Tetrachloroethene	ND	ug/kg	4.3	2.1	1		07/17/14 11:22	127-18-4	H1
Toluene	ND	ug/kg	4.3	2.1	1		07/17/14 11:22	108-88-3	H1
1,1,1-Trichloroethane	ND	ug/kg	4.3	2.1	1		07/17/14 11:22	71-55-6	H1
1,1,2-Trichloroethane	ND	ug/kg	4.3	2.1	1		07/17/14 11:22	79-00-5	H1
Trichloroethene	ND	ug/kg	4.3	2.1	1		07/17/14 11:22	79-01-6	H1
Vinyl chloride	ND	ug/kg	4.3	2.1	1		07/17/14 11:22	75-01-4	H1
Xylene (Total)	ND	ug/kg	4.3	2.1	1		07/17/14 11:22	1330-20-7	
Surrogates									
Toluene-d8 (S)	100	%	80-120		1		07/17/14 11:22	2037-26-5	
4-Bromofluorobenzene (S)	101	%	76-123		1		07/17/14 11:22	460-00-4	
1,2-Dichloroethane-d4 (S)	116	%	75-129		1		07/17/14 11:22	17060-07-0	
Percent Moisture	Analytical Method: ASTM D2974								
Percent Moisture	**14.0**	%	0.50	0.50	1		06/30/14 00:00		

REPORT OF LABORATORY ANALYSIS

This report shall not be reproduced, except in full,
without the written consent of Pace Analytical Services, Inc..

Pace Analytical Services, Inc.
9608 Loiret Blvd.
Lenexa, KS 66219
(913)599-5665

ANALYTICAL RESULTS

Project: FORT SMITH, AR
Pace Project No.: 60172509

Sample: DP-37 (14.0 FT) - 062014 **Lab ID: 60172509017** Collected: 06/26/14 10:50 Received: 06/27/14 09:10 Matrix: Solid

Results reported on a "dry-weight" basis
Comments: • Analysis performed outside of holding time per the clients request.

Parameters	Results	Units	Report Limit	MDL	DF	Prepared	Analyzed	CAS No.	Qual
8260 MSV 5035A VOA	Analytical Method: EPA 8260								
Acetone	**14.3J**	ug/kg	17.1	8.6	1		07/17/14 11:38	67-64-1	H1
Benzene	ND	ug/kg	4.3	2.1	1		07/17/14 11:38	71-43-2	H1
Bromodichloromethane	ND	ug/kg	4.3	2.1	1		07/17/14 11:38	75-27-4	H1
Bromoform	ND	ug/kg	4.3	2.1	1		07/17/14 11:38	75-25-2	H1
Bromomethane	ND	ug/kg	4.3	2.1	1		07/17/14 11:38	74-83-9	H1
2-Butanone (MEK)	ND	ug/kg	8.6	4.3	1		07/17/14 11:38	78-93-3	H1
Carbon disulfide	ND	ug/kg	4.3	2.1	1		07/17/14 11:38	75-15-0	H1
Carbon tetrachloride	ND	ug/kg	4.3	2.1	1		07/17/14 11:38	56-23-5	H1
Chlorobenzene	ND	ug/kg	4.3	2.1	1		07/17/14 11:38	108-90-7	H1
Chloroethane	ND	ug/kg	4.3	2.1	1		07/17/14 11:38	75-00-3	H1
Chloroform	ND	ug/kg	4.3	2.1	1		07/17/14 11:38	67-66-3	H1
Chloromethane	ND	ug/kg	4.3	2.1	1		07/17/14 11:38	74-87-3	H1
Dibromochloromethane	ND	ug/kg	4.3	2.1	1		07/17/14 11:38	124-48-1	H1
1,1-Dichloroethane	ND	ug/kg	4.3	2.1	1		07/17/14 11:38	75-34-3	H1
1,2-Dichloroethane	ND	ug/kg	4.3	2.1	1		07/17/14 11:38	107-06-2	H1
1,1-Dichloroethene	ND	ug/kg	4.3	2.1	1		07/17/14 11:38	75-35-4	H1
cis-1,2-Dichloroethene	ND	ug/kg	4.3	2.1	1		07/17/14 11:38	156-59-2	H1
trans-1,2-Dichloroethene	ND	ug/kg	4.3	2.1	1		07/17/14 11:38	156-60-5	H1
1,2-Dichloropropane	ND	ug/kg	4.3	2.1	1		07/17/14 11:38	78-87-5	H1
cis-1,3-Dichloropropene	ND	ug/kg	4.3	2.1	1		07/17/14 11:38	10061-01-5	H1
trans-1,3-Dichloropropene	ND	ug/kg	4.3	2.1	1		07/17/14 11:38	10061-02-6	H1
Ethylbenzene	ND	ug/kg	4.3	2.1	1		07/17/14 11:38	100-41-4	H1
2-Hexanone	ND	ug/kg	17.1	8.6	1		07/17/14 11:38	591-78-6	H1
Methylene chloride	ND	ug/kg	4.3	2.1	1		07/17/14 11:38	75-09-2	H1
4-Methyl-2-pentanone (MIBK)	ND	ug/kg	8.6	4.3	1		07/17/14 11:38	108-10-1	H1
Styrene	ND	ug/kg	4.3	2.1	1		07/17/14 11:38	100-42-5	H1
1,1,2,2-Tetrachloroethane	ND	ug/kg	4.3	2.1	1		07/17/14 11:38	79-34-5	H1
Tetrachloroethene	ND	ug/kg	4.3	2.1	1		07/17/14 11:38	127-18-4	H1
Toluene	ND	ug/kg	4.3	2.1	1		07/17/14 11:38	108-88-3	H1
1,1,1-Trichloroethane	ND	ug/kg	4.3	2.1	1		07/17/14 11:38	71-55-6	H1
1,1,2-Trichloroethane	ND	ug/kg	4.3	2.1	1		07/17/14 11:38	79-00-5	H1
Trichloroethene	ND	ug/kg	4.3	2.1	1		07/17/14 11:38	79-01-6	H1
Vinyl chloride	ND	ug/kg	4.3	2.1	1		07/17/14 11:38	75-01-4	H1
Xylene (Total)	ND	ug/kg	4.3	2.1	1		07/17/14 11:38	1330-20-7	
Surrogates									
Toluene-d8 (S)	103	%	80-120		1		07/17/14 11:38	2037-26-5	
4-Bromofluorobenzene (S)	103	%	76-123		1		07/17/14 11:38	460-00-4	
1,2-Dichloroethane-d4 (S)	116	%	75-129		1		07/17/14 11:38	17060-07-0	
Percent Moisture	Analytical Method: ASTM D2974								
Percent Moisture	**15.7**	%	0.50	0.50	1		06/30/14 00:00		

REPORT OF LABORATORY ANALYSIS

This report shall not be reproduced, except in full,
without the written consent of Pace Analytical Services, Inc..

Pace Analytical Services, Inc.
9608 Loiret Blvd.
Lenexa, KS 66219
(913)599-5665

ANALYTICAL RESULTS

Project: FORT SMITH, AR
Pace Project No.: 60172509

Sample: DP-37 (19.5 FT) - 062014 **Lab ID: 60172509018** Collected: 06/26/14 10:55 Received: 06/27/14 09:10 Matrix: Solid

Results reported on a "dry-weight" basis

Parameters	Results	Units	Report Limit	MDL	DF	Prepared	Analyzed	CAS No.	Qual
8260 MSV 5035A VOA	Analytical Method: EPA 8260								
Acetone	ND	ug/kg	17.2	8.6	1		07/01/14 22:34	67-64-1	
Benzene	ND	ug/kg	4.3	2.2	1		07/01/14 22:34	71-43-2	
Bromodichloromethane	ND	ug/kg	4.3	2.2	1		07/01/14 22:34	75-27-4	
Bromoform	ND	ug/kg	4.3	2.2	1		07/01/14 22:34	75-25-2	
Bromomethane	ND	ug/kg	4.3	2.2	1		07/01/14 22:34	74-83-9	
2-Butanone (MEK)	ND	ug/kg	8.6	4.3	1		07/01/14 22:34	78-93-3	
Carbon disulfide	ND	ug/kg	4.3	2.2	1		07/01/14 22:34	75-15-0	
Carbon tetrachloride	ND	ug/kg	4.3	2.2	1		07/01/14 22:34	56-23-5	
Chlorobenzene	ND	ug/kg	4.3	2.2	1		07/01/14 22:34	108-90-7	
Chloroethane	ND	ug/kg	4.3	2.2	1		07/01/14 22:34	75-00-3	
Chloroform	ND	ug/kg	4.3	2.2	1		07/01/14 22:34	67-66-3	
Chloromethane	ND	ug/kg	4.3	2.2	1		07/01/14 22:34	74-87-3	
Dibromochloromethane	ND	ug/kg	4.3	2.2	1		07/01/14 22:34	124-48-1	
1,1-Dichloroethane	ND	ug/kg	4.3	2.2	1		07/01/14 22:34	75-34-3	
1,2-Dichloroethane	ND	ug/kg	4.3	2.2	1		07/01/14 22:34	107-06-2	
1,1-Dichloroethene	ND	ug/kg	4.3	2.2	1		07/01/14 22:34	75-35-4	
cis-1,2-Dichloroethene	ND	ug/kg	4.3	2.2	1		07/01/14 22:34	156-59-2	
trans-1,2-Dichloroethene	ND	ug/kg	4.3	2.2	1		07/01/14 22:34	156-60-5	
1,2-Dichloropropane	ND	ug/kg	4.3	2.2	1		07/01/14 22:34	78-87-5	
cis-1,3-Dichloropropene	ND	ug/kg	4.3	2.2	1		07/01/14 22:34	10061-01-5	
trans-1,3-Dichloropropene	ND	ug/kg	4.3	2.2	1		07/01/14 22:34	10061-02-6	
Ethylbenzene	ND	ug/kg	4.3	2.2	1		07/01/14 22:34	100-41-4	
2-Hexanone	ND	ug/kg	17.2	8.6	1		07/01/14 22:34	591-78-6	
Methylene chloride	ND	ug/kg	4.3	2.2	1		07/01/14 22:34	75-09-2	
4-Methyl-2-pentanone (MIBK)	ND	ug/kg	8.6	4.3	1		07/01/14 22:34	108-10-1	
Styrene	ND	ug/kg	4.3	2.2	1		07/01/14 22:34	100-42-5	
1,1,2,2-Tetrachloroethane	ND	ug/kg	4.3	2.2	1		07/01/14 22:34	79-34-5	
Tetrachloroethene	ND	ug/kg	4.3	2.2	1		07/01/14 22:34	127-18-4	
Toluene	ND	ug/kg	4.3	2.2	1		07/01/14 22:34	108-88-3	
1,1,1-Trichloroethane	ND	ug/kg	4.3	2.2	1		07/01/14 22:34	71-55-6	
1,1,2-Trichloroethane	ND	ug/kg	4.3	2.2	1		07/01/14 22:34	79-00-5	
Trichloroethene	**47.2**	ug/kg	4.5	2.3	1		07/03/14 02:03	79-01-6	
Vinyl chloride	ND	ug/kg	4.3	2.2	1		07/01/14 22:34	75-01-4	
Xylene (Total)	ND	ug/kg	4.3	2.2	1		07/01/14 22:34	1330-20-7	
Surrogates									
Toluene-d8 (S)	104	%	80-120		1		07/01/14 22:34	2037-26-5	
4-Bromofluorobenzene (S)	103	%	76-123		1		07/01/14 22:34	460-00-4	
1,2-Dichloroethane-d4 (S)	111	%	75-129		1		07/01/14 22:34	17060-07-0	
Percent Moisture	Analytical Method: ASTM D2974								
Percent Moisture	**16.4**	%	0.50	0.50	1		06/30/14 00:00		

REPORT OF LABORATORY ANALYSIS

This report shall not be reproduced, except in full,
without the written consent of Pace Analytical Services, Inc..

Pace Analytical Services, Inc.
9608 Loiret Blvd.
Lenexa, KS 66219
(913)599-5665

ANALYTICAL RESULTS

Project: FORT SMITH, AR
Pace Project No.: 60172509

Sample: DP-37 (24.5 FT) - 062014 **Lab ID: 60172509019** Collected: 06/26/14 11:10 Received: 06/27/14 09:10 Matrix: Solid

Results reported on a "dry-weight" basis

Parameters	Results	Units	Report Limit	MDL	DF	Prepared	Analyzed	CAS No.	Qual
8260 MSV 5035A VOA	Analytical Method: EPA 8260								
Acetone	ND	ug/kg	24.9	12.5	1		07/01/14 22:50	67-64-1	
Benzene	ND	ug/kg	6.2	3.1	1		07/01/14 22:50	71-43-2	
Bromodichloromethane	ND	ug/kg	6.2	3.1	1		07/01/14 22:50	75-27-4	
Bromoform	ND	ug/kg	6.2	3.1	1		07/01/14 22:50	75-25-2	
Bromomethane	ND	ug/kg	6.2	3.1	1		07/01/14 22:50	74-83-9	
2-Butanone (MEK)	ND	ug/kg	12.5	6.2	1		07/01/14 22:50	78-93-3	
Carbon disulfide	ND	ug/kg	6.2	3.1	1		07/01/14 22:50	75-15-0	
Carbon tetrachloride	ND	ug/kg	6.2	3.1	1		07/01/14 22:50	56-23-5	
Chlorobenzene	ND	ug/kg	6.2	3.1	1		07/01/14 22:50	108-90-7	
Chloroethane	ND	ug/kg	6.2	3.1	1		07/01/14 22:50	75-00-3	
Chloroform	ND	ug/kg	6.2	3.1	1		07/01/14 22:50	67-66-3	
Chloromethane	ND	ug/kg	6.2	3.1	1		07/01/14 22:50	74-87-3	
Dibromochloromethane	ND	ug/kg	6.2	3.1	1		07/01/14 22:50	124-48-1	
1,1-Dichloroethane	ND	ug/kg	6.2	3.1	1		07/01/14 22:50	75-34-3	
1,2-Dichloroethane	ND	ug/kg	6.2	3.1	1		07/01/14 22:50	107-06-2	
1,1-Dichloroethene	ND	ug/kg	6.2	3.1	1		07/01/14 22:50	75-35-4	
cis-1,2-Dichloroethene	ND	ug/kg	6.2	3.1	1		07/01/14 22:50	156-59-2	
trans-1,2-Dichloroethene	ND	ug/kg	6.2	3.1	1		07/01/14 22:50	156-60-5	
1,2-Dichloropropane	ND	ug/kg	6.2	3.1	1		07/01/14 22:50	78-87-5	
cis-1,3-Dichloropropene	ND	ug/kg	6.2	3.1	1		07/01/14 22:50	10061-01-5	
trans-1,3-Dichloropropene	ND	ug/kg	6.2	3.1	1		07/01/14 22:50	10061-02-6	
Ethylbenzene	ND	ug/kg	6.2	3.1	1		07/01/14 22:50	100-41-4	
2-Hexanone	ND	ug/kg	24.9	12.5	1		07/01/14 22:50	591-78-6	
Methylene chloride	ND	ug/kg	6.2	3.1	1		07/01/14 22:50	75-09-2	
4-Methyl-2-pentanone (MIBK)	ND	ug/kg	12.5	6.2	1		07/01/14 22:50	108-10-1	
Styrene	ND	ug/kg	6.2	3.1	1		07/01/14 22:50	100-42-5	
1,1,2,2-Tetrachloroethane	ND	ug/kg	6.2	3.1	1		07/01/14 22:50	79-34-5	
Tetrachloroethene	ND	ug/kg	6.2	3.1	1		07/01/14 22:50	127-18-4	
Toluene	ND	ug/kg	6.2	3.1	1		07/01/14 22:50	108-88-3	
1,1,1-Trichloroethane	ND	ug/kg	6.2	3.1	1		07/01/14 22:50	71-55-6	
1,1,2-Trichloroethane	ND	ug/kg	6.2	3.1	1		07/01/14 22:50	79-00-5	
Trichloroethene	**9.9**	ug/kg	4.3	2.2	1		07/03/14 02:18	79-01-6	
Vinyl chloride	ND	ug/kg	6.2	3.1	1		07/01/14 22:50	75-01-4	
Xylene (Total)	ND	ug/kg	6.2	3.1	1		07/01/14 22:50	1330-20-7	
Surrogates									
Toluene-d8 (S)	103	%	80-120		1		07/01/14 22:50	2037-26-5	
4-Bromofluorobenzene (S)	104	%	76-123		1		07/01/14 22:50	460-00-4	
1,2-Dichloroethane-d4 (S)	107	%	75-129		1		07/01/14 22:50	17060-07-0	
Percent Moisture	Analytical Method: ASTM D2974								
Percent Moisture	**8.8**	%	0.50	0.50	1		06/30/14 00:00		

REPORT OF LABORATORY ANALYSIS

This report shall not be reproduced, except in full,
without the written consent of Pace Analytical Services, Inc..

Pace Analytical Services, Inc.
9608 Loiret Blvd.
Lenexa, KS 66219
(913)599-5665

ANALYTICAL RESULTS

Project: FORT SMITH, AR
Pace Project No.: 60172509

Sample: DP-37 (24.5 FT) - 062014 - DUP **Lab ID: 60172509020** Collected: 06/26/14 11:10 Received: 06/27/14 09:10 Matrix: Solid

Results reported on a "dry-weight" basis

Parameters	Results	Units	Report Limit	MDL	DF	Prepared	Analyzed	CAS No.	Qual
8260 MSV 5035A VOA	Analytical Method: EPA 8260								
Acetone	ND	ug/kg	16.5	8.3	1		07/01/14 23:05	67-64-1	
Benzene	ND	ug/kg	4.1	2.1	1		07/01/14 23:05	71-43-2	
Bromodichloromethane	ND	ug/kg	4.1	2.1	1		07/01/14 23:05	75-27-4	
Bromoform	ND	ug/kg	4.1	2.1	1		07/01/14 23:05	75-25-2	
Bromomethane	ND	ug/kg	4.1	2.1	1		07/01/14 23:05	74-83-9	
2-Butanone (MEK)	ND	ug/kg	8.3	4.1	1		07/01/14 23:05	78-93-3	
Carbon disulfide	ND	ug/kg	4.1	2.1	1		07/01/14 23:05	75-15-0	
Carbon tetrachloride	ND	ug/kg	4.1	2.1	1		07/01/14 23:05	56-23-5	
Chlorobenzene	ND	ug/kg	4.1	2.1	1		07/01/14 23:05	108-90-7	
Chloroethane	ND	ug/kg	4.1	2.1	1		07/01/14 23:05	75-00-3	
Chloroform	ND	ug/kg	4.1	2.1	1		07/01/14 23:05	67-66-3	
Chloromethane	ND	ug/kg	4.1	2.1	1		07/01/14 23:05	74-87-3	
Dibromochloromethane	ND	ug/kg	4.1	2.1	1		07/01/14 23:05	124-48-1	
1,1-Dichloroethane	ND	ug/kg	4.1	2.1	1		07/01/14 23:05	75-34-3	
1,2-Dichloroethane	ND	ug/kg	4.1	2.1	1		07/01/14 23:05	107-06-2	
1,1-Dichloroethene	ND	ug/kg	4.1	2.1	1		07/01/14 23:05	75-35-4	
cis-1,2-Dichloroethene	ND	ug/kg	4.1	2.1	1		07/01/14 23:05	156-59-2	
trans-1,2-Dichloroethene	ND	ug/kg	4.1	2.1	1		07/01/14 23:05	156-60-5	
1,2-Dichloropropane	ND	ug/kg	4.1	2.1	1		07/01/14 23:05	78-87-5	
cis-1,3-Dichloropropene	ND	ug/kg	4.1	2.1	1		07/01/14 23:05	10061-01-5	
trans-1,3-Dichloropropene	ND	ug/kg	4.1	2.1	1		07/01/14 23:05	10061-02-6	
Ethylbenzene	ND	ug/kg	4.1	2.1	1		07/01/14 23:05	100-41-4	
2-Hexanone	ND	ug/kg	16.5	8.3	1		07/01/14 23:05	591-78-6	
Methylene chloride	ND	ug/kg	4.1	2.1	1		07/01/14 23:05	75-09-2	
4-Methyl-2-pentanone (MIBK)	ND	ug/kg	8.3	4.1	1		07/01/14 23:05	108-10-1	
Styrene	ND	ug/kg	4.1	2.1	1		07/01/14 23:05	100-42-5	
1,1,2,2-Tetrachloroethane	ND	ug/kg	4.1	2.1	1		07/01/14 23:05	79-34-5	
Tetrachloroethene	ND	ug/kg	4.1	2.1	1		07/01/14 23:05	127-18-4	
Toluene	ND	ug/kg	4.1	2.1	1		07/01/14 23:05	108-88-3	
1,1,1-Trichloroethane	ND	ug/kg	4.1	2.1	1		07/01/14 23:05	71-55-6	
1,1,2-Trichloroethane	ND	ug/kg	4.1	2.1	1		07/01/14 23:05	79-00-5	
Trichloroethene	**28.8**	ug/kg	4.7	2.4	1		07/03/14 02:33	79-01-6	
Vinyl chloride	ND	ug/kg	4.1	2.1	1		07/01/14 23:05	75-01-4	
Xylene (Total)	ND	ug/kg	4.1	2.1	1		07/01/14 23:05	1330-20-7	
Surrogates									
Toluene-d8 (S)	104	%	80-120		1		07/01/14 23:05	2037-26-5	
4-Bromofluorobenzene (S)	103	%	76-123		1		07/01/14 23:05	460-00-4	
1,2-Dichloroethane-d4 (S)	113	%	75-129		1		07/01/14 23:05	17060-07-0	
Percent Moisture	Analytical Method: ASTM D2974								
Percent Moisture	**9.2**	%	0.50	0.50	1		06/30/14 00:00		

REPORT OF LABORATORY ANALYSIS

This report shall not be reproduced, except in full,
without the written consent of Pace Analytical Services, Inc..

Pace Analytical Services, Inc.
9608 Loiret Blvd.
Lenexa, KS 66219
(913)599-5665

ANALYTICAL RESULTS

Project: FORT SMITH, AR
Pace Project No.: 60172509

Sample: DP-32 (4.5 FT) - 062014 **Lab ID: 60172509021** Collected: 06/26/14 12:45 Received: 06/27/14 09:10 Matrix: Solid

Results reported on a "dry-weight" basis
Comments: • Analysis performed outside of holding time per the clients request.

Parameters	Results	Units	Report Limit	MDL	DF	Prepared	Analyzed	CAS No.	Qual
8260 MSV 5035A VOA	Analytical Method: EPA 8260								
Acetone	**16.3J**	ug/kg	18.2	9.1	1		07/17/14 11:54	67-64-1	H1
Benzene	ND	ug/kg	4.5	2.3	1		07/17/14 11:54	71-43-2	H1
Bromodichloromethane	ND	ug/kg	4.5	2.3	1		07/17/14 11:54	75-27-4	H1
Bromoform	ND	ug/kg	4.5	2.3	1		07/17/14 11:54	75-25-2	H1
Bromomethane	ND	ug/kg	4.5	2.3	1		07/17/14 11:54	74-83-9	H1
2-Butanone (MEK)	ND	ug/kg	9.1	4.5	1		07/17/14 11:54	78-93-3	H1
Carbon disulfide	ND	ug/kg	4.5	2.3	1		07/17/14 11:54	75-15-0	H1
Carbon tetrachloride	ND	ug/kg	4.5	2.3	1		07/17/14 11:54	56-23-5	H1
Chlorobenzene	ND	ug/kg	4.5	2.3	1		07/17/14 11:54	108-90-7	H1
Chloroethane	ND	ug/kg	4.5	2.3	1		07/17/14 11:54	75-00-3	H1
Chloroform	ND	ug/kg	4.5	2.3	1		07/17/14 11:54	67-66-3	H1
Chloromethane	ND	ug/kg	4.5	2.3	1		07/17/14 11:54	74-87-3	H1
Dibromochloromethane	ND	ug/kg	4.5	2.3	1		07/17/14 11:54	124-48-1	H1
1,1-Dichloroethane	ND	ug/kg	4.5	2.3	1		07/17/14 11:54	75-34-3	H1
1,2-Dichloroethane	ND	ug/kg	4.5	2.3	1		07/17/14 11:54	107-06-2	H1
1,1-Dichloroethene	**13.7**	ug/kg	4.5	2.3	1		07/17/14 11:54	75-35-4	H1
cis-1,2-Dichloroethene	**2620**	ug/kg	475	238	100		07/21/14 10:50	156-59-2	H1
trans-1,2-Dichloroethene	**4.4J**	ug/kg	4.5	2.3	1		07/17/14 11:54	156-60-5	H1
1,2-Dichloropropane	ND	ug/kg	4.5	2.3	1		07/17/14 11:54	78-87-5	H1
cis-1,3-Dichloropropene	ND	ug/kg	4.5	2.3	1		07/17/14 11:54	10061-01-5	H1
trans-1,3-Dichloropropene	ND	ug/kg	4.5	2.3	1		07/17/14 11:54	10061-02-6	H1
Ethylbenzene	ND	ug/kg	4.5	2.3	1		07/17/14 11:54	100-41-4	H1
2-Hexanone	ND	ug/kg	18.2	9.1	1		07/17/14 11:54	591-78-6	H1
Methylene chloride	ND	ug/kg	4.5	2.3	1		07/17/14 11:54	75-09-2	H1
4-Methyl-2-pentanone (MIBK)	ND	ug/kg	9.1	4.5	1		07/17/14 11:54	108-10-1	H1
Styrene	ND	ug/kg	4.5	2.3	1		07/17/14 11:54	100-42-5	H1
1,1,2,2-Tetrachloroethane	ND	ug/kg	4.5	2.3	1		07/17/14 11:54	79-34-5	H1
Tetrachloroethene	**31.0**	ug/kg	4.5	2.3	1		07/17/14 11:54	127-18-4	H1
Toluene	**4.4J**	ug/kg	4.5	2.3	1		07/17/14 11:54	108-88-3	H1
1,1,1-Trichloroethane	ND	ug/kg	4.5	2.3	1		07/17/14 11:54	71-55-6	H1
1,1,2-Trichloroethane	ND	ug/kg	4.5	2.3	1		07/17/14 11:54	79-00-5	H1
Trichloroethene	**6660**	ug/kg	475	238	100		07/21/14 10:50	79-01-6	H1
Vinyl chloride	**291J**	ug/kg	475	238	100		07/21/14 10:50	75-01-4	H1
Xylene (Total)	ND	ug/kg	4.5	2.3	1		07/17/14 11:54	1330-20-7	
Surrogates									
Toluene-d8 (S)	101	%	80-120		1		07/17/14 11:54	2037-26-5	
4-Bromofluorobenzene (S)	100	%	76-123		1		07/17/14 11:54	460-00-4	
1,2-Dichloroethane-d4 (S)	110	%	75-129		1		07/17/14 11:54	17060-07-0	
Percent Moisture	Analytical Method: ASTM D2974								
Percent Moisture	**17.3**	%	0.50	0.50	1		06/30/14 00:00		

REPORT OF LABORATORY ANALYSIS

This report shall not be reproduced, except in full,
without the written consent of Pace Analytical Services, Inc..

Pace Analytical Services, Inc.
9608 Loiret Blvd.
Lenexa, KS 66219
(913)599-5665

ANALYTICAL RESULTS

Project: FORT SMITH, AR
Pace Project No.: 60172509

Sample: DP-32 (9.5 FT) - 062014 **Lab ID: 60172509022** Collected: 06/26/14 13:00 Received: 06/27/14 09:10 Matrix: Solid

Results reported on a "dry-weight" basis
Comments: • Analysis performed outside of holding time per the clients request.

Parameters	Results	Units	Report Limit	MDL	DF	Prepared	Analyzed	CAS No.	Qual
8260 MSV 5035A VOA	Analytical Method: EPA 8260								
Acetone	**31.6**	ug/kg	17.5	8.8	1		07/17/14 12:09	67-64-1	H1
Benzene	ND	ug/kg	4.4	2.2	1		07/17/14 12:09	71-43-2	H1
Bromodichloromethane	ND	ug/kg	4.4	2.2	1		07/17/14 12:09	75-27-4	H1
Bromoform	ND	ug/kg	4.4	2.2	1		07/17/14 12:09	75-25-2	H1
Bromomethane	ND	ug/kg	4.4	2.2	1		07/17/14 12:09	74-83-9	H1
2-Butanone (MEK)	ND	ug/kg	8.8	4.4	1		07/17/14 12:09	78-93-3	H1
Carbon disulfide	ND	ug/kg	4.4	2.2	1		07/17/14 12:09	75-15-0	H1
Carbon tetrachloride	ND	ug/kg	4.4	2.2	1		07/17/14 12:09	56-23-5	H1
Chlorobenzene	ND	ug/kg	4.4	2.2	1		07/17/14 12:09	108-90-7	H1
Chloroethane	ND	ug/kg	4.4	2.2	1		07/17/14 12:09	75-00-3	H1
Chloroform	ND	ug/kg	4.4	2.2	1		07/17/14 12:09	67-66-3	H1
Chloromethane	ND	ug/kg	4.4	2.2	1		07/17/14 12:09	74-87-3	H1
Dibromochloromethane	ND	ug/kg	4.4	2.2	1		07/17/14 12:09	124-48-1	H1
1,1-Dichloroethane	**3.4J**	ug/kg	4.4	2.2	1		07/17/14 12:09	75-34-3	H1
1,2-Dichloroethane	ND	ug/kg	4.4	2.2	1		07/17/14 12:09	107-06-2	H1
1,1-Dichloroethene	**44.1**	ug/kg	4.4	2.2	1		07/17/14 12:09	75-35-4	H1
cis-1,2-Dichloroethene	**6160**	ug/kg	2250	1130	500		07/21/14 11:05	156-59-2	H1
trans-1,2-Dichloroethene	**14.4**	ug/kg	4.4	2.2	1		07/17/14 12:09	156-60-5	H1
1,2-Dichloropropane	ND	ug/kg	4.4	2.2	1		07/17/14 12:09	78-87-5	H1
cis-1,3-Dichloropropene	ND	ug/kg	4.4	2.2	1		07/17/14 12:09	10061-01-5	H1
trans-1,3-Dichloropropene	ND	ug/kg	4.4	2.2	1		07/17/14 12:09	10061-02-6	H1
Ethylbenzene	ND	ug/kg	4.4	2.2	1		07/17/14 12:09	100-41-4	H1
2-Hexanone	ND	ug/kg	17.5	8.8	1		07/17/14 12:09	591-78-6	H1
Methylene chloride	ND	ug/kg	4.4	2.2	1		07/17/14 12:09	75-09-2	H1
4-Methyl-2-pentanone (MIBK)	ND	ug/kg	8.8	4.4	1		07/17/14 12:09	108-10-1	H1
Styrene	ND	ug/kg	4.4	2.2	1		07/17/14 12:09	100-42-5	H1
1,1,2,2-Tetrachloroethane	ND	ug/kg	4.4	2.2	1		07/17/14 12:09	79-34-5	H1
Tetrachloroethene	**10.1**	ug/kg	4.4	2.2	1		07/17/14 12:09	127-18-4	H1
Toluene	**4.6**	ug/kg	4.4	2.2	1		07/17/14 12:09	108-88-3	H1
1,1,1-Trichloroethane	ND	ug/kg	4.4	2.2	1		07/17/14 12:09	71-55-6	H1
1,1,2-Trichloroethane	ND	ug/kg	4.4	2.2	1		07/17/14 12:09	79-00-5	H1
Trichloroethene	**36000**	ug/kg	2250	1130	500		07/21/14 11:05	79-01-6	H1
Vinyl chloride	**1530**	ug/kg	4.4	2.2	1		07/17/14 12:09	75-01-4	E
Vinyl chloride	ND	ug/kg	2250	1130	500		07/21/14 11:05	75-01-4	H1
Xylene (Total)	ND	ug/kg	4.4	2.2	1		07/17/14 12:09	1330-20-7	
Surrogates									
Toluene-d8 (S)	100	%	80-120		1		07/17/14 12:09	2037-26-5	
4-Bromofluorobenzene (S)	102	%	76-123		1		07/17/14 12:09	460-00-4	
1,2-Dichloroethane-d4 (S)	119	%	75-129		1		07/17/14 12:09	17060-07-0	
Percent Moisture	Analytical Method: ASTM D2974								
Percent Moisture	**15.5**	%	0.50	0.50	1		06/30/14 00:00		

REPORT OF LABORATORY ANALYSIS

This report shall not be reproduced, except in full,
without the written consent of Pace Analytical Services, Inc..

Pace Analytical Services, Inc.
9608 Loiret Blvd.
Lenexa, KS 66219
(913)599-5665

ANALYTICAL RESULTS

Project: FORT SMITH, AR
Pace Project No.: 60172509

Sample: DP-32 (12.0 FT) - 062014 **Lab ID: 60172509023** Collected: 06/26/14 13:05 Received: 06/27/14 09:10 Matrix: Solid

Results reported on a "dry-weight" basis

Parameters	Results	Units	Report Limit	MDL	DF	Prepared	Analyzed	CAS No.	Qual
8260 MSV 5035A VOA	Analytical Method: EPA 8260								
Acetone	**20.0**	ug/kg	19.9	9.9	1		07/01/14 23:20	67-64-1	
Benzene	ND	ug/kg	5.0	2.5	1		07/01/14 23:20	71-43-2	
Bromodichloromethane	ND	ug/kg	5.0	2.5	1		07/01/14 23:20	75-27-4	
Bromoform	ND	ug/kg	5.0	2.5	1		07/01/14 23:20	75-25-2	
Bromomethane	ND	ug/kg	5.0	2.5	1		07/01/14 23:20	74-83-9	
2-Butanone (MEK)	**5.7J**	ug/kg	9.9	5.0	1		07/01/14 23:20	78-93-3	
Carbon disulfide	ND	ug/kg	5.0	2.5	1		07/01/14 23:20	75-15-0	
Carbon tetrachloride	ND	ug/kg	5.0	2.5	1		07/01/14 23:20	56-23-5	
Chlorobenzene	ND	ug/kg	5.0	2.5	1		07/01/14 23:20	108-90-7	
Chloroethane	ND	ug/kg	5.0	2.5	1		07/01/14 23:20	75-00-3	
Chloroform	ND	ug/kg	5.0	2.5	1		07/01/14 23:20	67-66-3	
Chloromethane	ND	ug/kg	5.0	2.5	1		07/01/14 23:20	74-87-3	
Dibromochloromethane	ND	ug/kg	5.0	2.5	1		07/01/14 23:20	124-48-1	
1,1-Dichloroethane	**2.8J**	ug/kg	5.0	2.5	1		07/01/14 23:20	75-34-3	
1,2-Dichloroethane	ND	ug/kg	5.0	2.5	1		07/01/14 23:20	107-06-2	
1,1-Dichloroethene	**33.0**	ug/kg	5.0	2.5	1		07/01/14 23:20	75-35-4	
cis-1,2-Dichloroethene	**5010**	ug/kg	466	233	100		07/03/14 02:49	156-59-2	
trans-1,2-Dichloroethene	**22.9**	ug/kg	5.0	2.5	1		07/01/14 23:20	156-60-5	
1,2-Dichloropropane	ND	ug/kg	5.0	2.5	1		07/01/14 23:20	78-87-5	
cis-1,3-Dichloropropene	ND	ug/kg	5.0	2.5	1		07/01/14 23:20	10061-01-5	
trans-1,3-Dichloropropene	ND	ug/kg	5.0	2.5	1		07/01/14 23:20	10061-02-6	
Ethylbenzene	ND	ug/kg	5.0	2.5	1		07/01/14 23:20	100-41-4	
2-Hexanone	ND	ug/kg	19.9	9.9	1		07/01/14 23:20	591-78-6	
Methylene chloride	ND	ug/kg	5.0	2.5	1		07/01/14 23:20	75-09-2	
4-Methyl-2-pentanone (MIBK)	ND	ug/kg	9.9	5.0	1		07/01/14 23:20	108-10-1	
Styrene	ND	ug/kg	5.0	2.5	1		07/01/14 23:20	100-42-5	
1,1,2,2-Tetrachloroethane	ND	ug/kg	5.0	2.5	1		07/01/14 23:20	79-34-5	
Tetrachloroethene	**6.2**	ug/kg	5.0	2.5	1		07/01/14 23:20	127-18-4	
Toluene	**3.3J**	ug/kg	5.0	2.5	1		07/01/14 23:20	108-88-3	
1,1,1-Trichloroethane	ND	ug/kg	5.0	2.5	1		07/01/14 23:20	71-55-6	
1,1,2-Trichloroethane	ND	ug/kg	5.0	2.5	1		07/01/14 23:20	79-00-5	
Trichloroethene	**28300**	ug/kg	2330	1170	500		07/03/14 13:07	79-01-6	
Vinyl chloride	**1200**	ug/kg	466	233	100		07/03/14 02:49	75-01-4	
Xylene (Total)	ND	ug/kg	5.0	2.5	1		07/01/14 23:20	1330-20-7	
Surrogates									
Toluene-d8 (S)	105	%	80-120		1		07/01/14 23:20	2037-26-5	
4-Bromofluorobenzene (S)	103	%	76-123		1		07/01/14 23:20	460-00-4	
1,2-Dichloroethane-d4 (S)	116	%	75-129		1		07/01/14 23:20	17060-07-0	
Percent Moisture	Analytical Method: ASTM D2974								
Percent Moisture	**14.5**	%	0.50	0.50	1		06/30/14 00:00		

REPORT OF LABORATORY ANALYSIS

This report shall not be reproduced, except in full,
without the written consent of Pace Analytical Services, Inc..

Pace Analytical Services, Inc.
9608 Loiret Blvd.
Lenexa, KS 66219
(913)599-5665

ANALYTICAL RESULTS

Project: FORT SMITH, AR
Pace Project No.: 60172509

Sample: DP-32 (17.0 FT) - 062014 **Lab ID: 60172509024** Collected: 06/26/14 13:15 Received: 06/27/14 09:10 Matrix: Solid

Results reported on a "dry-weight" basis

Parameters	Results	Units	Report Limit	MDL	DF	Prepared	Analyzed	CAS No.	Qual
Percent Moisture	Analytical Method: ASTM D2974								
Percent Moisture	**16.3**	%	0.50	0.50	1		07/01/14 00:00		

REPORT OF LABORATORY ANALYSIS

This report shall not be reproduced, except in full,
without the written consent of Pace Analytical Services, Inc..

Pace Analytical Services, Inc.
9608 Loiret Blvd.
Lenexa, KS 66219
(913)599-5665

ANALYTICAL RESULTS

Project: FORT SMITH, AR
Pace Project No.: 60172509

Sample: DP-32 (22.5 FT) - 062014 **Lab ID: 60172509025** Collected: 06/26/14 13:55 Received: 06/27/14 09:10 Matrix: Solid

Results reported on a "dry-weight" basis
Comments: • Analysis performed outside of holding time per the clients request.

Parameters	Results	Units	Report Limit	MDL	DF	Prepared	Analyzed	CAS No.	Qual
8260 MSV 5035A VOA	Analytical Method: EPA 8260								
Acetone	ND	ug/kg	18.8	9.4	1		07/17/14 12:25	67-64-1	H1
Benzene	ND	ug/kg	4.7	2.3	1		07/17/14 12:25	71-43-2	H1
Bromodichloromethane	ND	ug/kg	4.7	2.3	1		07/17/14 12:25	75-27-4	H1
Bromoform	ND	ug/kg	4.7	2.3	1		07/17/14 12:25	75-25-2	H1
Bromomethane	ND	ug/kg	4.7	2.3	1		07/17/14 12:25	74-83-9	H1
2-Butanone (MEK)	ND	ug/kg	9.4	4.7	1		07/17/14 12:25	78-93-3	H1
Carbon disulfide	ND	ug/kg	4.7	2.3	1		07/17/14 12:25	75-15-0	H1
Carbon tetrachloride	ND	ug/kg	4.7	2.3	1		07/17/14 12:25	56-23-5	H1
Chlorobenzene	ND	ug/kg	4.7	2.3	1		07/17/14 12:25	108-90-7	H1
Chloroethane	ND	ug/kg	4.7	2.3	1		07/17/14 12:25	75-00-3	H1
Chloroform	ND	ug/kg	4.7	2.3	1		07/17/14 12:25	67-66-3	H1
Chloromethane	ND	ug/kg	4.7	2.3	1		07/17/14 12:25	74-87-3	H1
Dibromochloromethane	ND	ug/kg	4.7	2.3	1		07/17/14 12:25	124-48-1	H1
1,1-Dichloroethane	ND	ug/kg	4.7	2.3	1		07/17/14 12:25	75-34-3	H1
1,2-Dichloroethane	ND	ug/kg	4.7	2.3	1		07/17/14 12:25	107-06-2	H1
1,1-Dichloroethene	**11.8**	ug/kg	4.7	2.3	1		07/17/14 12:25	75-35-4	H1
cis-1,2-Dichloroethene	**628**	ug/kg	459	230	100		07/18/14 14:41	156-59-2	H1
trans-1,2-Dichloroethene	**2.9J**	ug/kg	4.7	2.3	1		07/17/14 12:25	156-60-5	H1
1,2-Dichloropropane	ND	ug/kg	4.7	2.3	1		07/17/14 12:25	78-87-5	H1
cis-1,3-Dichloropropene	ND	ug/kg	4.7	2.3	1		07/17/14 12:25	10061-01-5	H1
trans-1,3-Dichloropropene	ND	ug/kg	4.7	2.3	1		07/17/14 12:25	10061-02-6	H1
Ethylbenzene	ND	ug/kg	4.7	2.3	1		07/17/14 12:25	100-41-4	H1
2-Hexanone	ND	ug/kg	18.8	9.4	1		07/17/14 12:25	591-78-6	H1
Methylene chloride	ND	ug/kg	4.7	2.3	1		07/17/14 12:25	75-09-2	H1
4-Methyl-2-pentanone (MIBK)	ND	ug/kg	9.4	4.7	1		07/17/14 12:25	108-10-1	H1
Styrene	ND	ug/kg	4.7	2.3	1		07/17/14 12:25	100-42-5	H1
1,1,2,2-Tetrachloroethane	ND	ug/kg	4.7	2.3	1		07/17/14 12:25	79-34-5	H1
Tetrachloroethene	ND	ug/kg	4.7	2.3	1		07/17/14 12:25	127-18-4	H1
Toluene	ND	ug/kg	4.7	2.3	1		07/17/14 12:25	108-88-3	H1
1,1,1-Trichloroethane	ND	ug/kg	4.7	2.3	1		07/17/14 12:25	71-55-6	H1
1,1,2-Trichloroethane	ND	ug/kg	4.7	2.3	1		07/17/14 12:25	79-00-5	H1
Trichloroethene	**7400**	ug/kg	459	230	100		07/18/14 14:41	79-01-6	H1
Vinyl chloride	**126**	ug/kg	4.7	2.3	1		07/17/14 12:25	75-01-4	H1
Xylene (Total)	ND	ug/kg	4.7	2.3	1		07/17/14 12:25	1330-20-7	
Surrogates									
Toluene-d8 (S)	99	%	80-120		1		07/17/14 12:25	2037-26-5	
4-Bromofluorobenzene (S)	101	%	76-123		1		07/17/14 12:25	460-00-4	
1,2-Dichloroethane-d4 (S)	118	%	75-129		1		07/17/14 12:25	17060-07-0	
Percent Moisture	Analytical Method: ASTM D2974								
Percent Moisture	**12.6**	%	0.50	0.50	1		07/01/14 00:00		

REPORT OF LABORATORY ANALYSIS

This report shall not be reproduced, except in full,
without the written consent of Pace Analytical Services, Inc..

Pace Analytical Services, Inc.
9608 Loiret Blvd.
Lenexa, KS 66219
(913)599-5665

ANALYTICAL RESULTS

Project: FORT SMITH, AR
Pace Project No.: 60172509

Sample: DP-32 (27.0 FT) - 062014 **Lab ID: 60172509026** Collected: 06/26/14 14:00 Received: 06/27/14 09:10 Matrix: Solid

Results reported on a "dry-weight" basis

Parameters	Results	Units	Report Limit	MDL	DF	Prepared	Analyzed	CAS No.	Qual
8260 MSV 5035A VOA	Analytical Method: EPA 8260								
Acetone	ND	ug/kg	16.4	8.2	1		07/01/14 23:36	67-64-1	
Benzene	ND	ug/kg	4.1	2.0	1		07/01/14 23:36	71-43-2	
Bromodichloromethane	ND	ug/kg	4.1	2.0	1		07/01/14 23:36	75-27-4	
Bromoform	ND	ug/kg	4.1	2.0	1		07/01/14 23:36	75-25-2	
Bromomethane	ND	ug/kg	4.1	2.0	1		07/01/14 23:36	74-83-9	
2-Butanone (MEK)	ND	ug/kg	8.2	4.1	1		07/01/14 23:36	78-93-3	
Carbon disulfide	ND	ug/kg	4.1	2.0	1		07/01/14 23:36	75-15-0	
Carbon tetrachloride	ND	ug/kg	4.1	2.0	1		07/01/14 23:36	56-23-5	
Chlorobenzene	ND	ug/kg	4.1	2.0	1		07/01/14 23:36	108-90-7	
Chloroethane	ND	ug/kg	4.1	2.0	1		07/01/14 23:36	75-00-3	
Chloroform	ND	ug/kg	4.1	2.0	1		07/01/14 23:36	67-66-3	
Chloromethane	ND	ug/kg	4.1	2.0	1		07/01/14 23:36	74-87-3	
Dibromochloromethane	ND	ug/kg	4.1	2.0	1		07/01/14 23:36	124-48-1	
1,1-Dichloroethane	ND	ug/kg	4.1	2.0	1		07/01/14 23:36	75-34-3	
1,2-Dichloroethane	ND	ug/kg	4.1	2.0	1		07/01/14 23:36	107-06-2	
1,1-Dichloroethene	ND	ug/kg	4.1	2.0	1		07/01/14 23:36	75-35-4	
cis-1,2-Dichloroethene	**4.5**	ug/kg	4.5	2.3	1		07/03/14 03:04	156-59-2	
trans-1,2-Dichloroethene	ND	ug/kg	4.1	2.0	1		07/01/14 23:36	156-60-5	
1,2-Dichloropropane	ND	ug/kg	4.1	2.0	1		07/01/14 23:36	78-87-5	
cis-1,3-Dichloropropene	ND	ug/kg	4.1	2.0	1		07/01/14 23:36	10061-01-5	
trans-1,3-Dichloropropene	ND	ug/kg	4.1	2.0	1		07/01/14 23:36	10061-02-6	
Ethylbenzene	ND	ug/kg	4.1	2.0	1		07/01/14 23:36	100-41-4	
2-Hexanone	ND	ug/kg	16.4	8.2	1		07/01/14 23:36	591-78-6	
Methylene chloride	ND	ug/kg	4.1	2.0	1		07/01/14 23:36	75-09-2	
4-Methyl-2-pentanone (MIBK)	ND	ug/kg	8.2	4.1	1		07/01/14 23:36	108-10-1	
Styrene	ND	ug/kg	4.1	2.0	1		07/01/14 23:36	100-42-5	
1,1,2,2-Tetrachloroethane	ND	ug/kg	4.1	2.0	1		07/01/14 23:36	79-34-5	
Tetrachloroethene	ND	ug/kg	4.1	2.0	1		07/01/14 23:36	127-18-4	
Toluene	ND	ug/kg	4.1	2.0	1		07/01/14 23:36	108-88-3	
1,1,1-Trichloroethane	ND	ug/kg	4.1	2.0	1		07/01/14 23:36	71-55-6	
1,1,2-Trichloroethane	ND	ug/kg	4.1	2.0	1		07/01/14 23:36	79-00-5	
Trichloroethene	**94.8**	ug/kg	4.5	2.3	1		07/03/14 03:04	79-01-6	
Vinyl chloride	ND	ug/kg	4.5	2.3	1		07/03/14 03:04	75-01-4	
Xylene (Total)	ND	ug/kg	4.1	2.0	1		07/01/14 23:36	1330-20-7	
Surrogates									
Toluene-d8 (S)	103	%	80-120		1		07/01/14 23:36	2037-26-5	
4-Bromofluorobenzene (S)	104	%	76-123		1		07/01/14 23:36	460-00-4	
1,2-Dichloroethane-d4 (S)	106	%	75-129		1		07/01/14 23:36	17060-07-0	
Percent Moisture	Analytical Method: ASTM D2974								
Percent Moisture	**10.9**	%	0.50	0.50	1		07/01/14 00:00		

REPORT OF LABORATORY ANALYSIS

This report shall not be reproduced, except in full,
without the written consent of Pace Analytical Services, Inc..

Pace Analytical Services, Inc.
9608 Loiret Blvd.
Lenexa, KS 66219
(913)599-5665

ANALYTICAL RESULTS

Project: FORT SMITH, AR
Pace Project No.: 60172509

Sample: DP-32 (27.0 FT) - 062014 - DUP **Lab ID: 60172509027** Collected: 06/26/14 14:00 Received: 06/27/14 09:10 Matrix: Solid

Results reported on a "dry-weight" basis

Parameters	Results	Units	Report Limit	MDL	DF	Prepared	Analyzed	CAS No.	Qual
8260 MSV 5035A VOA	Analytical Method: EPA 8260								
Acetone	ND	ug/kg	18.7	9.3	1		07/02/14 20:10	67-64-1	
Benzene	ND	ug/kg	4.7	2.3	1		07/02/14 20:10	71-43-2	
Bromodichloromethane	ND	ug/kg	4.7	2.3	1		07/02/14 20:10	75-27-4	L3
Bromoform	ND	ug/kg	4.7	2.3	1		07/02/14 20:10	75-25-2	
Bromomethane	ND	ug/kg	4.7	2.3	1		07/02/14 20:10	74-83-9	
2-Butanone (MEK)	ND	ug/kg	9.3	4.7	1		07/02/14 20:10	78-93-3	
Carbon disulfide	ND	ug/kg	4.7	2.3	1		07/02/14 20:10	75-15-0	
Carbon tetrachloride	ND	ug/kg	4.7	2.3	1		07/02/14 20:10	56-23-5	
Chlorobenzene	ND	ug/kg	4.7	2.3	1		07/02/14 20:10	108-90-7	
Chloroethane	ND	ug/kg	4.7	2.3	1		07/02/14 20:10	75-00-3	
Chloroform	ND	ug/kg	4.7	2.3	1		07/02/14 20:10	67-66-3	
Chloromethane	ND	ug/kg	4.7	2.3	1		07/02/14 20:10	74-87-3	
Dibromochloromethane	ND	ug/kg	4.7	2.3	1		07/02/14 20:10	124-48-1	
1,1-Dichloroethane	ND	ug/kg	4.7	2.3	1		07/02/14 20:10	75-34-3	
1,2-Dichloroethane	ND	ug/kg	4.7	2.3	1		07/02/14 20:10	107-06-2	
1,1-Dichloroethene	ND	ug/kg	4.7	2.3	1		07/02/14 20:10	75-35-4	
cis-1,2-Dichloroethene	**6.4**	ug/kg	4.7	2.3	1		07/02/14 20:10	156-59-2	
trans-1,2-Dichloroethene	ND	ug/kg	4.7	2.3	1		07/02/14 20:10	156-60-5	
1,2-Dichloropropane	ND	ug/kg	4.7	2.3	1		07/02/14 20:10	78-87-5	
cis-1,3-Dichloropropene	ND	ug/kg	4.7	2.3	1		07/02/14 20:10	10061-01-5	
trans-1,3-Dichloropropene	ND	ug/kg	4.7	2.3	1		07/02/14 20:10	10061-02-6	
Ethylbenzene	ND	ug/kg	4.7	2.3	1		07/02/14 20:10	100-41-4	
2-Hexanone	ND	ug/kg	18.7	9.3	1		07/02/14 20:10	591-78-6	
Methylene chloride	ND	ug/kg	4.7	2.3	1		07/02/14 20:10	75-09-2	L3
4-Methyl-2-pentanone (MIBK)	ND	ug/kg	9.3	4.7	1		07/02/14 20:10	108-10-1	
Styrene	ND	ug/kg	4.7	2.3	1		07/02/14 20:10	100-42-5	
1,1,2,2-Tetrachloroethane	ND	ug/kg	4.7	2.3	1		07/02/14 20:10	79-34-5	
Tetrachloroethene	ND	ug/kg	4.7	2.3	1		07/02/14 20:10	127-18-4	
Toluene	ND	ug/kg	4.7	2.3	1		07/02/14 20:10	108-88-3	
1,1,1-Trichloroethane	ND	ug/kg	4.7	2.3	1		07/02/14 20:10	71-55-6	
1,1,2-Trichloroethane	ND	ug/kg	4.7	2.3	1		07/02/14 20:10	79-00-5	
Trichloroethene	**108**	ug/kg	4.7	2.3	1		07/02/14 20:10	79-01-6	
Vinyl chloride	ND	ug/kg	4.7	2.3	1		07/02/14 20:10	75-01-4	
Xylene (Total)	ND	ug/kg	4.7	2.3	1		07/02/14 20:10	1330-20-7	
Surrogates									
Toluene-d8 (S)	107	%	80-120		1		07/02/14 20:10	2037-26-5	
4-Bromofluorobenzene (S)	102	%	76-123		1		07/02/14 20:10	460-00-4	
1,2-Dichloroethane-d4 (S)	115	%	75-129		1		07/02/14 20:10	17060-07-0	
Percent Moisture	Analytical Method: ASTM D2974								
Percent Moisture	**11.3**	%	0.50	0.50	1		07/01/14 00:00		

REPORT OF LABORATORY ANALYSIS

This report shall not be reproduced, except in full,
without the written consent of Pace Analytical Services, Inc..

Pace Analytical Services, Inc.
9608 Loiret Blvd.
Lenexa, KS 66219
(913)599-5665

ANALYTICAL RESULTS

Project: FORT SMITH, AR
Pace Project No.: 60172509

Sample: DP-27 (3.0 FT) - 062014 **Lab ID: 60172509028** Collected: 06/26/14 14:55 Received: 06/27/14 09:10 Matrix: Solid

Results reported on a "dry-weight" basis

Parameters	Results	Units	Report Limit	MDL	DF	Prepared	Analyzed	CAS No.	Qual
Percent Moisture	Analytical Method: ASTM D2974								
Percent Moisture	**18.9**	%	0.50	0.50	1		07/01/14 00:00		

REPORT OF LABORATORY ANALYSIS

This report shall not be reproduced, except in full,
without the written consent of Pace Analytical Services, Inc..

Pace Analytical Services, Inc.
9608 Loiret Blvd.
Lenexa, KS 66219
(913)599-5665

ANALYTICAL RESULTS

Project: FORT SMITH, AR
Pace Project No.: 60172509

Sample: DP-27 (10.0 FT) - 062014 **Lab ID: 60172509029** Collected: 06/26/14 15:05 Received: 06/27/14 09:10 Matrix: Solid

Results reported on a "dry-weight" basis

Parameters	Results	Units	Report Limit	MDL	DF	Prepared	Analyzed	CAS No.	Qual
Percent Moisture	Analytical Method: ASTM D2974								
Percent Moisture	**15.6**	%	0.50	0.50	1		07/01/14 00:00		

REPORT OF LABORATORY ANALYSIS

This report shall not be reproduced, except in full,
without the written consent of Pace Analytical Services, Inc..

Pace Analytical Services, Inc.
9608 Loiret Blvd.
Lenexa, KS 66219
(913)599-5665

ANALYTICAL RESULTS

Project: FORT SMITH, AR
Pace Project No.: 60172509

Sample: DP-27 (12.5 FT) - 062014 **Lab ID: 60172509030** Collected: 06/26/14 15:15 Received: 06/27/14 09:10 Matrix: Solid

Results reported on a "dry-weight" basis
Comments: • Analysis performed outside of holding time per the clients request.

Parameters	Results	Units	Report Limit	MDL	DF	Prepared	Analyzed	CAS No.	Qual
8260 MSV 5035A VOA	Analytical Method: EPA 8260								
Acetone	**9.6J**	ug/kg	18.0	9.0	1		07/17/14 12:40	67-64-1	H1
Benzene	ND	ug/kg	4.5	2.2	1		07/17/14 12:40	71-43-2	H1
Bromodichloromethane	ND	ug/kg	4.5	2.2	1		07/17/14 12:40	75-27-4	H1
Bromoform	ND	ug/kg	4.5	2.2	1		07/17/14 12:40	75-25-2	H1
Bromomethane	ND	ug/kg	4.5	2.2	1		07/17/14 12:40	74-83-9	H1
2-Butanone (MEK)	ND	ug/kg	9.0	4.5	1		07/17/14 12:40	78-93-3	H1
Carbon disulfide	ND	ug/kg	4.5	2.2	1		07/17/14 12:40	75-15-0	H1
Carbon tetrachloride	ND	ug/kg	4.5	2.2	1		07/17/14 12:40	56-23-5	H1
Chlorobenzene	ND	ug/kg	4.5	2.2	1		07/17/14 12:40	108-90-7	H1
Chloroethane	ND	ug/kg	4.5	2.2	1		07/17/14 12:40	75-00-3	H1
Chloroform	ND	ug/kg	4.5	2.2	1		07/17/14 12:40	67-66-3	H1
Chloromethane	ND	ug/kg	4.5	2.2	1		07/17/14 12:40	74-87-3	H1
Dibromochloromethane	ND	ug/kg	4.5	2.2	1		07/17/14 12:40	124-48-1	H1
1,1-Dichloroethane	ND	ug/kg	4.5	2.2	1		07/17/14 12:40	75-34-3	H1
1,2-Dichloroethane	ND	ug/kg	4.5	2.2	1		07/17/14 12:40	107-06-2	H1
1,1-Dichloroethene	ND	ug/kg	4.5	2.2	1		07/17/14 12:40	75-35-4	H1
cis-1,2-Dichloroethene	ND	ug/kg	4.7	2.3	1		07/21/14 12:07	156-59-2	H1
trans-1,2-Dichloroethene	ND	ug/kg	4.5	2.2	1		07/17/14 12:40	156-60-5	H1
1,2-Dichloropropane	ND	ug/kg	4.5	2.2	1		07/17/14 12:40	78-87-5	H1
cis-1,3-Dichloropropene	ND	ug/kg	4.5	2.2	1		07/17/14 12:40	10061-01-5	H1
trans-1,3-Dichloropropene	ND	ug/kg	4.5	2.2	1		07/17/14 12:40	10061-02-6	H1
Ethylbenzene	ND	ug/kg	4.5	2.2	1		07/17/14 12:40	100-41-4	H1
2-Hexanone	ND	ug/kg	18.0	9.0	1		07/17/14 12:40	591-78-6	H1
Methylene chloride	ND	ug/kg	4.5	2.2	1		07/17/14 12:40	75-09-2	H1
4-Methyl-2-pentanone (MIBK)	ND	ug/kg	9.0	4.5	1		07/17/14 12:40	108-10-1	H1
Styrene	ND	ug/kg	4.5	2.2	1		07/17/14 12:40	100-42-5	H1
1,1,2,2-Tetrachloroethane	ND	ug/kg	4.5	2.2	1		07/17/14 12:40	79-34-5	H1
Tetrachloroethene	ND	ug/kg	4.5	2.2	1		07/17/14 12:40	127-18-4	H1
Toluene	ND	ug/kg	4.5	2.2	1		07/17/14 12:40	108-88-3	H1
1,1,1-Trichloroethane	ND	ug/kg	4.5	2.2	1		07/17/14 12:40	71-55-6	H1
1,1,2-Trichloroethane	ND	ug/kg	4.5	2.2	1		07/17/14 12:40	79-00-5	H1
Trichloroethene	ND	ug/kg	4.7	2.3	1		07/21/14 12:07	79-01-6	H1
Vinyl chloride	ND	ug/kg	4.5	2.2	1		07/17/14 12:40	75-01-4	H1
Xylene (Total)	ND	ug/kg	4.5	2.2	1		07/17/14 12:40	1330-20-7	
Surrogates									
Toluene-d8 (S)	100	%	80-120		1		07/17/14 12:40	2037-26-5	
4-Bromofluorobenzene (S)	103	%	76-123		1		07/17/14 12:40	460-00-4	
1,2-Dichloroethane-d4 (S)	117	%	75-129		1		07/17/14 12:40	17060-07-0	
Percent Moisture	Analytical Method: ASTM D2974								
Percent Moisture	**16.0**	%	0.50	0.50	1		07/01/14 00:00		

REPORT OF LABORATORY ANALYSIS

This report shall not be reproduced, except in full,
without the written consent of Pace Analytical Services, Inc..

Pace Analytical Services, Inc.
9608 Loiret Blvd.
Lenexa, KS 66219
(913)599-5665

ANALYTICAL RESULTS

Project: FORT SMITH, AR
Pace Project No.: 60172509

Sample: DP-27 (18.5 FT) - 062014 **Lab ID: 60172509031** Collected: 06/26/14 15:20 Received: 06/27/14 09:10 Matrix: Solid

Results reported on a "dry-weight" basis

Parameters	Results	Units	Report Limit	MDL	DF	Prepared	Analyzed	CAS No.	Qual
Percent Moisture	Analytical Method: ASTM D2974								
Percent Moisture	**16.2**	%	0.50	0.50	1		07/01/14 00:00		

REPORT OF LABORATORY ANALYSIS

This report shall not be reproduced, except in full,
without the written consent of Pace Analytical Services, Inc..

Pace Analytical Services, Inc.
9608 Loiret Blvd.
Lenexa, KS 66219
(913)599-5665

ANALYTICAL RESULTS

Project: FORT SMITH, AR
Pace Project No.: 60172509

Sample: DP-27 (23.5 FT) - 062014 **Lab ID: 60172509032** Collected: 06/26/14 15:35 Received: 06/27/14 09:10 Matrix: Solid

Results reported on a "dry-weight" basis

Parameters	Results	Units	Report Limit	MDL	DF	Prepared	Analyzed	CAS No.	Qual
8260 MSV 5035A VOA	Analytical Method: EPA 8260								
Acetone	ND	ug/kg	18.0	9.0	1		07/02/14 20:25	67-64-1	
Benzene	ND	ug/kg	4.5	2.2	1		07/02/14 20:25	71-43-2	
Bromodichloromethane	ND	ug/kg	4.5	2.2	1		07/02/14 20:25	75-27-4	L3
Bromoform	ND	ug/kg	4.5	2.2	1		07/02/14 20:25	75-25-2	
Bromomethane	ND	ug/kg	4.5	2.2	1		07/02/14 20:25	74-83-9	
2-Butanone (MEK)	ND	ug/kg	9.0	4.5	1		07/02/14 20:25	78-93-3	
Carbon disulfide	ND	ug/kg	4.5	2.2	1		07/02/14 20:25	75-15-0	
Carbon tetrachloride	ND	ug/kg	4.5	2.2	1		07/02/14 20:25	56-23-5	
Chlorobenzene	ND	ug/kg	4.5	2.2	1		07/02/14 20:25	108-90-7	
Chloroethane	ND	ug/kg	4.5	2.2	1		07/02/14 20:25	75-00-3	
Chloroform	ND	ug/kg	4.5	2.2	1		07/02/14 20:25	67-66-3	
Chloromethane	ND	ug/kg	4.5	2.2	1		07/02/14 20:25	74-87-3	
Dibromochloromethane	ND	ug/kg	4.5	2.2	1		07/02/14 20:25	124-48-1	
1,1-Dichloroethane	ND	ug/kg	4.5	2.2	1		07/02/14 20:25	75-34-3	
1,2-Dichloroethane	ND	ug/kg	4.5	2.2	1		07/02/14 20:25	107-06-2	
1,1-Dichloroethene	ND	ug/kg	4.5	2.2	1		07/02/14 20:25	75-35-4	
cis-1,2-Dichloroethene	ND	ug/kg	4.5	2.2	1		07/02/14 20:25	156-59-2	
trans-1,2-Dichloroethene	ND	ug/kg	4.5	2.2	1		07/02/14 20:25	156-60-5	
1,2-Dichloropropane	ND	ug/kg	4.5	2.2	1		07/02/14 20:25	78-87-5	
cis-1,3-Dichloropropene	ND	ug/kg	4.5	2.2	1		07/02/14 20:25	10061-01-5	
trans-1,3-Dichloropropene	ND	ug/kg	4.5	2.2	1		07/02/14 20:25	10061-02-6	
Ethylbenzene	ND	ug/kg	4.5	2.2	1		07/02/14 20:25	100-41-4	
2-Hexanone	ND	ug/kg	18.0	9.0	1		07/02/14 20:25	591-78-6	
Methylene chloride	ND	ug/kg	4.5	2.2	1		07/02/14 20:25	75-09-2	L3
4-Methyl-2-pentanone (MIBK)	ND	ug/kg	9.0	4.5	1		07/02/14 20:25	108-10-1	
Styrene	ND	ug/kg	4.5	2.2	1		07/02/14 20:25	100-42-5	
1,1,2,2-Tetrachloroethane	ND	ug/kg	4.5	2.2	1		07/02/14 20:25	79-34-5	
Tetrachloroethene	ND	ug/kg	4.5	2.2	1		07/02/14 20:25	127-18-4	
Toluene	ND	ug/kg	4.5	2.2	1		07/02/14 20:25	108-88-3	
1,1,1-Trichloroethane	ND	ug/kg	4.5	2.2	1		07/02/14 20:25	71-55-6	
1,1,2-Trichloroethane	ND	ug/kg	4.5	2.2	1		07/02/14 20:25	79-00-5	
Trichloroethene	**4.3J**	ug/kg	4.5	2.2	1		07/02/14 20:25	79-01-6	
Vinyl chloride	ND	ug/kg	4.5	2.2	1		07/02/14 20:25	75-01-4	
Xylene (Total)	ND	ug/kg	4.5	2.2	1		07/02/14 20:25	1330-20-7	
Surrogates									
Toluene-d8 (S)	109	%	80-120		1		07/02/14 20:25	2037-26-5	
4-Bromofluorobenzene (S)	104	%	76-123		1		07/02/14 20:25	460-00-4	
1,2-Dichloroethane-d4 (S)	114	%	75-129		1		07/02/14 20:25	17060-07-0	
Percent Moisture	Analytical Method: ASTM D2974								
Percent Moisture	**12.5**	%	0.50	0.50	1		07/01/14 00:00		

REPORT OF LABORATORY ANALYSIS

This report shall not be reproduced, except in full,
without the written consent of Pace Analytical Services, Inc..

Pace Analytical Services, Inc.
9608 Loiret Blvd.
Lenexa, KS 66219
(913)599-5665

ANALYTICAL RESULTS

Project: FORT SMITH, AR
Pace Project No.: 60172509

Sample: DP-27 (26.5 FT) - 062014 **Lab ID: 60172509033** Collected: 06/26/14 15:40 Received: 06/27/14 09:10 Matrix: Solid

Results reported on a "dry-weight" basis

Parameters	Results	Units	Report Limit	MDL	DF	Prepared	Analyzed	CAS No.	Qual
8260 MSV 5035A VOA	Analytical Method: EPA 8260								
Acetone	ND	ug/kg	17.7	8.8	1		07/02/14 20:41	67-64-1	
Benzene	ND	ug/kg	4.4	2.2	1		07/02/14 20:41	71-43-2	
Bromodichloromethane	ND	ug/kg	4.4	2.2	1		07/02/14 20:41	75-27-4	L3
Bromoform	ND	ug/kg	4.4	2.2	1		07/02/14 20:41	75-25-2	
Bromomethane	ND	ug/kg	4.4	2.2	1		07/02/14 20:41	74-83-9	
2-Butanone (MEK)	ND	ug/kg	8.8	4.4	1		07/02/14 20:41	78-93-3	
Carbon disulfide	ND	ug/kg	4.4	2.2	1		07/02/14 20:41	75-15-0	
Carbon tetrachloride	ND	ug/kg	4.4	2.2	1		07/02/14 20:41	56-23-5	
Chlorobenzene	ND	ug/kg	4.4	2.2	1		07/02/14 20:41	108-90-7	
Chloroethane	ND	ug/kg	4.4	2.2	1		07/02/14 20:41	75-00-3	
Chloroform	ND	ug/kg	4.4	2.2	1		07/02/14 20:41	67-66-3	
Chloromethane	ND	ug/kg	4.4	2.2	1		07/02/14 20:41	74-87-3	
Dibromochloromethane	ND	ug/kg	4.4	2.2	1		07/02/14 20:41	124-48-1	
1,1-Dichloroethane	ND	ug/kg	4.4	2.2	1		07/02/14 20:41	75-34-3	
1,2-Dichloroethane	ND	ug/kg	4.4	2.2	1		07/02/14 20:41	107-06-2	
1,1-Dichloroethene	ND	ug/kg	4.4	2.2	1		07/02/14 20:41	75-35-4	
cis-1,2-Dichloroethene	ND	ug/kg	4.4	2.2	1		07/02/14 20:41	156-59-2	
trans-1,2-Dichloroethene	ND	ug/kg	4.4	2.2	1		07/02/14 20:41	156-60-5	
1,2-Dichloropropane	ND	ug/kg	4.4	2.2	1		07/02/14 20:41	78-87-5	
cis-1,3-Dichloropropene	ND	ug/kg	4.4	2.2	1		07/02/14 20:41	10061-01-5	
trans-1,3-Dichloropropene	ND	ug/kg	4.4	2.2	1		07/02/14 20:41	10061-02-6	
Ethylbenzene	ND	ug/kg	4.4	2.2	1		07/02/14 20:41	100-41-4	
2-Hexanone	ND	ug/kg	17.7	8.8	1		07/02/14 20:41	591-78-6	
Methylene chloride	ND	ug/kg	4.4	2.2	1		07/02/14 20:41	75-09-2	L3
4-Methyl-2-pentanone (MIBK)	ND	ug/kg	8.8	4.4	1		07/02/14 20:41	108-10-1	
Styrene	ND	ug/kg	4.4	2.2	1		07/02/14 20:41	100-42-5	
1,1,2,2-Tetrachloroethane	ND	ug/kg	4.4	2.2	1		07/02/14 20:41	79-34-5	
Tetrachloroethene	ND	ug/kg	4.4	2.2	1		07/02/14 20:41	127-18-4	
Toluene	ND	ug/kg	4.4	2.2	1		07/02/14 20:41	108-88-3	
1,1,1-Trichloroethane	ND	ug/kg	4.4	2.2	1		07/02/14 20:41	71-55-6	
1,1,2-Trichloroethane	ND	ug/kg	4.4	2.2	1		07/02/14 20:41	79-00-5	
Trichloroethene	ND	ug/kg	4.4	2.2	1		07/02/14 20:41	79-01-6	
Vinyl chloride	ND	ug/kg	4.4	2.2	1		07/02/14 20:41	75-01-4	
Xylene (Total)	ND	ug/kg	4.4	2.2	1		07/02/14 20:41	1330-20-7	
Surrogates									
Toluene-d8 (S)	107	%	80-120		1		07/02/14 20:41	2037-26-5	
4-Bromofluorobenzene (S)	103	%	76-123		1		07/02/14 20:41	460-00-4	
1,2-Dichloroethane-d4 (S)	112	%	75-129		1		07/02/14 20:41	17060-07-0	
Percent Moisture	Analytical Method: ASTM D2974								
Percent Moisture	**14.0**	%	0.50	0.50	1		07/01/14 00:00		

REPORT OF LABORATORY ANALYSIS

This report shall not be reproduced, except in full,
without the written consent of Pace Analytical Services, Inc..

Pace Analytical Services, Inc.
9608 Loiret Blvd.
Lenexa, KS 66219
(913)599-5665

ANALYTICAL RESULTS

Project: FORT SMITH, AR
Pace Project No.: 60172509

Sample: DP-27 (26.5 FT) - 062014 - DUP **Lab ID: 60172509034** Collected: 06/26/14 15:40 Received: 06/27/14 09:10 Matrix: Solid

Results reported on a "dry-weight" basis

Parameters	Results	Units	Report Limit	MDL	DF	Prepared	Analyzed	CAS No.	Qual
8260 MSV 5035A VOA	Analytical Method: EPA 8260								
Acetone	ND	ug/kg	18.7	9.3	1		07/02/14 20:56	67-64-1	
Benzene	ND	ug/kg	4.7	2.3	1		07/02/14 20:56	71-43-2	
Bromodichloromethane	ND	ug/kg	4.7	2.3	1		07/02/14 20:56	75-27-4	L3
Bromoform	ND	ug/kg	4.7	2.3	1		07/02/14 20:56	75-25-2	
Bromomethane	ND	ug/kg	4.7	2.3	1		07/02/14 20:56	74-83-9	
2-Butanone (MEK)	ND	ug/kg	9.3	4.7	1		07/02/14 20:56	78-93-3	
Carbon disulfide	ND	ug/kg	4.7	2.3	1		07/02/14 20:56	75-15-0	
Carbon tetrachloride	ND	ug/kg	4.7	2.3	1		07/02/14 20:56	56-23-5	
Chlorobenzene	ND	ug/kg	4.7	2.3	1		07/02/14 20:56	108-90-7	
Chloroethane	ND	ug/kg	4.7	2.3	1		07/02/14 20:56	75-00-3	
Chloroform	ND	ug/kg	4.7	2.3	1		07/02/14 20:56	67-66-3	
Chloromethane	ND	ug/kg	4.7	2.3	1		07/02/14 20:56	74-87-3	
Dibromochloromethane	ND	ug/kg	4.7	2.3	1		07/02/14 20:56	124-48-1	
1,1-Dichloroethane	ND	ug/kg	4.7	2.3	1		07/02/14 20:56	75-34-3	
1,2-Dichloroethane	ND	ug/kg	4.7	2.3	1		07/02/14 20:56	107-06-2	
1,1-Dichloroethene	ND	ug/kg	4.7	2.3	1		07/02/14 20:56	75-35-4	
cis-1,2-Dichloroethene	ND	ug/kg	4.7	2.3	1		07/02/14 20:56	156-59-2	
trans-1,2-Dichloroethene	ND	ug/kg	4.7	2.3	1		07/02/14 20:56	156-60-5	
1,2-Dichloropropane	ND	ug/kg	4.7	2.3	1		07/02/14 20:56	78-87-5	
cis-1,3-Dichloropropene	ND	ug/kg	4.7	2.3	1		07/02/14 20:56	10061-01-5	
trans-1,3-Dichloropropene	ND	ug/kg	4.7	2.3	1		07/02/14 20:56	10061-02-6	
Ethylbenzene	ND	ug/kg	4.7	2.3	1		07/02/14 20:56	100-41-4	
2-Hexanone	ND	ug/kg	18.7	9.3	1		07/02/14 20:56	591-78-6	
Methylene chloride	ND	ug/kg	4.7	2.3	1		07/02/14 20:56	75-09-2	L3
4-Methyl-2-pentanone (MIBK)	ND	ug/kg	9.3	4.7	1		07/02/14 20:56	108-10-1	
Styrene	ND	ug/kg	4.7	2.3	1		07/02/14 20:56	100-42-5	
1,1,2,2-Tetrachloroethane	ND	ug/kg	4.7	2.3	1		07/02/14 20:56	79-34-5	
Tetrachloroethene	ND	ug/kg	4.7	2.3	1		07/02/14 20:56	127-18-4	
Toluene	ND	ug/kg	4.7	2.3	1		07/02/14 20:56	108-88-3	
1,1,1-Trichloroethane	ND	ug/kg	4.7	2.3	1		07/02/14 20:56	71-55-6	
1,1,2-Trichloroethane	ND	ug/kg	4.7	2.3	1		07/02/14 20:56	79-00-5	
Trichloroethene	ND	ug/kg	4.7	2.3	1		07/02/14 20:56	79-01-6	
Vinyl chloride	ND	ug/kg	4.7	2.3	1		07/02/14 20:56	75-01-4	
Xylene (Total)	ND	ug/kg	4.7	2.3	1		07/02/14 20:56	1330-20-7	
Surrogates									
Toluene-d8 (S)	108	%	80-120		1		07/02/14 20:56	2037-26-5	
4-Bromofluorobenzene (S)	102	%	76-123		1		07/02/14 20:56	460-00-4	
1,2-Dichloroethane-d4 (S)	115	%	75-129		1		07/02/14 20:56	17060-07-0	
Percent Moisture	Analytical Method: ASTM D2974								
Percent Moisture	**13.5**	%	0.50	0.50	1		07/01/14 00:00		

REPORT OF LABORATORY ANALYSIS

This report shall not be reproduced, except in full,
without the written consent of Pace Analytical Services, Inc..

Pace Analytical Services, Inc.
9608 Loiret Blvd.
Lenexa, KS 66219
(913)599-5665

ANALYTICAL RESULTS

Project: FORT SMITH, AR
Pace Project No.: 60172509

Sample: DP-26 (5.0 FT) - 062014 **Lab ID: 60172509035** Collected: 06/26/14 16:20 Received: 06/27/14 09:10 Matrix: Solid

Results reported on a "dry-weight" basis

Parameters	Results	Units	Report Limit	MDL	DF	Prepared	Analyzed	CAS No.	Qual
Percent Moisture	Analytical Method: ASTM D2974								
Percent Moisture	**17.8**	%	0.50	0.50	1		07/01/14 00:00		

REPORT OF LABORATORY ANALYSIS

This report shall not be reproduced, except in full,
without the written consent of Pace Analytical Services, Inc..

Pace Analytical Services, Inc.
9608 Loiret Blvd.
Lenexa, KS 66219
(913)599-5665

ANALYTICAL RESULTS

Project: FORT SMITH, AR
Pace Project No.: 60172509

Sample: DP-26 (8.5 FT) - 062014 **Lab ID: 60172509036** Collected: 06/26/14 16:30 Received: 06/27/14 09:10 Matrix: Solid

Results reported on a "dry-weight" basis

Parameters	Results	Units	Report Limit	MDL	DF	Prepared	Analyzed	CAS No.	Qual
Percent Moisture	Analytical Method: ASTM D2974								
Percent Moisture	**15.8**	%	0.50	0.50	1		07/01/14 00:00		

REPORT OF LABORATORY ANALYSIS

This report shall not be reproduced, except in full,
without the written consent of Pace Analytical Services, Inc..

Pace Analytical Services, Inc.
9608 Loiret Blvd.
Lenexa, KS 66219
(913)599-5665

ANALYTICAL RESULTS

Project: FORT SMITH, AR
Pace Project No.: 60172509

Sample: DP-26 (11.0 FT) - 062014 **Lab ID: 60172509037** Collected: 06/26/14 16:35 Received: 06/27/14 09:10 Matrix: Solid

Results reported on a "dry-weight" basis
Comments: • Analysis performed outside of holding time per the clients request.

Parameters	Results	Units	Report Limit	MDL	DF	Prepared	Analyzed	CAS No.	Qual
8260 MSV 5035A VOA	Analytical Method: EPA 8260								
Acetone	**15.7J**	ug/kg	20.6	10.3	1		07/17/14 12:56	67-64-1	H1
Benzene	ND	ug/kg	5.1	2.6	1		07/17/14 12:56	71-43-2	H1
Bromodichloromethane	ND	ug/kg	5.1	2.6	1		07/17/14 12:56	75-27-4	H1
Bromoform	ND	ug/kg	5.1	2.6	1		07/17/14 12:56	75-25-2	H1
Bromomethane	ND	ug/kg	5.1	2.6	1		07/17/14 12:56	74-83-9	H1
2-Butanone (MEK)	ND	ug/kg	10.3	5.1	1		07/17/14 12:56	78-93-3	H1
Carbon disulfide	ND	ug/kg	5.1	2.6	1		07/17/14 12:56	75-15-0	H1
Carbon tetrachloride	ND	ug/kg	5.1	2.6	1		07/17/14 12:56	56-23-5	H1
Chlorobenzene	ND	ug/kg	5.1	2.6	1		07/17/14 12:56	108-90-7	H1
Chloroethane	ND	ug/kg	5.1	2.6	1		07/17/14 12:56	75-00-3	H1
Chloroform	ND	ug/kg	5.1	2.6	1		07/17/14 12:56	67-66-3	H1
Chloromethane	ND	ug/kg	5.1	2.6	1		07/17/14 12:56	74-87-3	H1
Dibromochloromethane	ND	ug/kg	5.1	2.6	1		07/17/14 12:56	124-48-1	H1
1,1-Dichloroethane	ND	ug/kg	5.1	2.6	1		07/17/14 12:56	75-34-3	H1
1,2-Dichloroethane	ND	ug/kg	5.1	2.6	1		07/17/14 12:56	107-06-2	H1
1,1-Dichloroethene	ND	ug/kg	5.1	2.6	1		07/17/14 12:56	75-35-4	H1
cis-1,2-Dichloroethene	ND	ug/kg	5.1	2.6	1		07/17/14 12:56	156-59-2	H1
trans-1,2-Dichloroethene	ND	ug/kg	5.1	2.6	1		07/17/14 12:56	156-60-5	H1
1,2-Dichloropropane	ND	ug/kg	5.1	2.6	1		07/17/14 12:56	78-87-5	H1
cis-1,3-Dichloropropene	ND	ug/kg	5.1	2.6	1		07/17/14 12:56	10061-01-5	H1
trans-1,3-Dichloropropene	ND	ug/kg	5.1	2.6	1		07/17/14 12:56	10061-02-6	H1
Ethylbenzene	ND	ug/kg	5.1	2.6	1		07/17/14 12:56	100-41-4	H1
2-Hexanone	ND	ug/kg	20.6	10.3	1		07/17/14 12:56	591-78-6	H1
Methylene chloride	ND	ug/kg	5.1	2.6	1		07/17/14 12:56	75-09-2	H1
4-Methyl-2-pentanone (MIBK)	ND	ug/kg	10.3	5.1	1		07/17/14 12:56	108-10-1	H1
Styrene	ND	ug/kg	5.1	2.6	1		07/17/14 12:56	100-42-5	H1
1,1,2,2-Tetrachloroethane	ND	ug/kg	5.1	2.6	1		07/17/14 12:56	79-34-5	H1
Tetrachloroethene	ND	ug/kg	5.1	2.6	1		07/17/14 12:56	127-18-4	H1
Toluene	ND	ug/kg	5.1	2.6	1		07/17/14 12:56	108-88-3	H1
1,1,1-Trichloroethane	ND	ug/kg	5.1	2.6	1		07/17/14 12:56	71-55-6	H1
1,1,2-Trichloroethane	ND	ug/kg	5.1	2.6	1		07/17/14 12:56	79-00-5	H1
Trichloroethene	**31.9**	ug/kg	5.1	2.6	1		07/17/14 12:56	79-01-6	H1
Vinyl chloride	ND	ug/kg	5.1	2.6	1		07/17/14 12:56	75-01-4	H1
Xylene (Total)	ND	ug/kg	5.1	2.6	1		07/17/14 12:56	1330-20-7	
Surrogates									
Toluene-d8 (S)	103	%	80-120		1		07/17/14 12:56	2037-26-5	
4-Bromofluorobenzene (S)	103	%	76-123		1		07/17/14 12:56	460-00-4	
1,2-Dichloroethane-d4 (S)	117	%	75-129		1		07/17/14 12:56	17060-07-0	
Percent Moisture	Analytical Method: ASTM D2974								
Percent Moisture	**16.0**	%	0.50	0.50	1		07/01/14 00:00		

REPORT OF LABORATORY ANALYSIS

This report shall not be reproduced, except in full,
without the written consent of Pace Analytical Services, Inc..

Pace Analytical Services, Inc.
9608 Loiret Blvd.
Lenexa, KS 66219
(913)599-5665

ANALYTICAL RESULTS

Project: FORT SMITH, AR
Pace Project No.: 60172509

Sample: DP-26 (16.0 FT) - 062014 **Lab ID: 60172509038** Collected: 06/26/14 16:45 Received: 06/27/14 09:10 Matrix: Solid

Results reported on a "dry-weight" basis

Parameters	Results	Units	Report Limit	MDL	DF	Prepared	Analyzed	CAS No.	Qual
8260 MSV 5035A VOA	Analytical Method: EPA 8260								
Acetone	ND	ug/kg	17.5	8.7	1		07/02/14 21:11	67-64-1	
Benzene	ND	ug/kg	4.4	2.2	1		07/02/14 21:11	71-43-2	
Bromodichloromethane	ND	ug/kg	4.4	2.2	1		07/02/14 21:11	75-27-4	L3
Bromoform	ND	ug/kg	4.4	2.2	1		07/02/14 21:11	75-25-2	
Bromomethane	ND	ug/kg	4.4	2.2	1		07/02/14 21:11	74-83-9	
2-Butanone (MEK)	ND	ug/kg	8.7	4.4	1		07/02/14 21:11	78-93-3	
Carbon disulfide	ND	ug/kg	4.4	2.2	1		07/02/14 21:11	75-15-0	
Carbon tetrachloride	ND	ug/kg	4.4	2.2	1		07/02/14 21:11	56-23-5	
Chlorobenzene	ND	ug/kg	4.4	2.2	1		07/02/14 21:11	108-90-7	
Chloroethane	ND	ug/kg	4.4	2.2	1		07/02/14 21:11	75-00-3	
Chloroform	ND	ug/kg	4.4	2.2	1		07/02/14 21:11	67-66-3	
Chloromethane	ND	ug/kg	4.4	2.2	1		07/02/14 21:11	74-87-3	
Dibromochloromethane	ND	ug/kg	4.4	2.2	1		07/02/14 21:11	124-48-1	
1,1-Dichloroethane	ND	ug/kg	4.4	2.2	1		07/02/14 21:11	75-34-3	
1,2-Dichloroethane	ND	ug/kg	4.4	2.2	1		07/02/14 21:11	107-06-2	
1,1-Dichloroethene	ND	ug/kg	4.4	2.2	1		07/02/14 21:11	75-35-4	
cis-1,2-Dichloroethene	ND	ug/kg	4.4	2.2	1		07/02/14 21:11	156-59-2	
trans-1,2-Dichloroethene	ND	ug/kg	4.4	2.2	1		07/02/14 21:11	156-60-5	
1,2-Dichloropropane	ND	ug/kg	4.4	2.2	1		07/02/14 21:11	78-87-5	
cis-1,3-Dichloropropene	ND	ug/kg	4.4	2.2	1		07/02/14 21:11	10061-01-5	
trans-1,3-Dichloropropene	ND	ug/kg	4.4	2.2	1		07/02/14 21:11	10061-02-6	
Ethylbenzene	ND	ug/kg	4.4	2.2	1		07/02/14 21:11	100-41-4	
2-Hexanone	ND	ug/kg	17.5	8.7	1		07/02/14 21:11	591-78-6	
Methylene chloride	ND	ug/kg	4.4	2.2	1		07/02/14 21:11	75-09-2	L3
4-Methyl-2-pentanone (MIBK)	ND	ug/kg	8.7	4.4	1		07/02/14 21:11	108-10-1	
Styrene	ND	ug/kg	4.4	2.2	1		07/02/14 21:11	100-42-5	
1,1,2,2-Tetrachloroethane	ND	ug/kg	4.4	2.2	1		07/02/14 21:11	79-34-5	
Tetrachloroethene	ND	ug/kg	4.4	2.2	1		07/02/14 21:11	127-18-4	
Toluene	ND	ug/kg	4.4	2.2	1		07/02/14 21:11	108-88-3	
1,1,1-Trichloroethane	ND	ug/kg	4.4	2.2	1		07/02/14 21:11	71-55-6	
1,1,2-Trichloroethane	ND	ug/kg	4.4	2.2	1		07/02/14 21:11	79-00-5	
Trichloroethene	**44.5**	ug/kg	4.4	2.2	1		07/02/14 21:11	79-01-6	
Vinyl chloride	ND	ug/kg	4.4	2.2	1		07/02/14 21:11	75-01-4	
Xylene (Total)	ND	ug/kg	4.4	2.2	1		07/02/14 21:11	1330-20-7	
Surrogates									
Toluene-d8 (S)	108	%	80-120		1		07/02/14 21:11	2037-26-5	
4-Bromofluorobenzene (S)	103	%	76-123		1		07/02/14 21:11	460-00-4	
1,2-Dichloroethane-d4 (S)	112	%	75-129		1		07/02/14 21:11	17060-07-0	
Percent Moisture	Analytical Method: ASTM D2974								
Percent Moisture	**14.5**	%	0.50	0.50	1		07/01/14 00:00		

REPORT OF LABORATORY ANALYSIS

This report shall not be reproduced, except in full,
without the written consent of Pace Analytical Services, Inc..

Pace Analytical Services, Inc.
9608 Loiret Blvd.
Lenexa, KS 66219
(913)599-5665

ANALYTICAL RESULTS

Project: FORT SMITH, AR
Pace Project No.: 60172509

Sample: DP-26 (24.0 FT) - 062014 **Lab ID: 60172509039** Collected: 06/26/14 16:55 Received: 06/27/14 09:10 Matrix: Solid

Results reported on a "dry-weight" basis
Comments: • Analysis performed outside of holding time per the clients request.

Parameters	Results	Units	Report Limit	MDL	DF	Prepared	Analyzed	CAS No.	Qual
8260 MSV 5035A VOA	Analytical Method: EPA 8260								
Acetone	**10.5J**	ug/kg	16.6	8.3	1		07/17/14 13:12	67-64-1	H1
Benzene	ND	ug/kg	4.1	2.1	1		07/17/14 13:12	71-43-2	H1
Bromodichloromethane	ND	ug/kg	4.1	2.1	1		07/17/14 13:12	75-27-4	H1
Bromoform	ND	ug/kg	4.1	2.1	1		07/17/14 13:12	75-25-2	H1
Bromomethane	ND	ug/kg	4.1	2.1	1		07/17/14 13:12	74-83-9	H1
2-Butanone (MEK)	ND	ug/kg	8.3	4.1	1		07/17/14 13:12	78-93-3	H1
Carbon disulfide	ND	ug/kg	4.1	2.1	1		07/17/14 13:12	75-15-0	H1
Carbon tetrachloride	ND	ug/kg	4.1	2.1	1		07/17/14 13:12	56-23-5	H1
Chlorobenzene	ND	ug/kg	4.1	2.1	1		07/17/14 13:12	108-90-7	H1
Chloroethane	ND	ug/kg	4.1	2.1	1		07/17/14 13:12	75-00-3	H1
Chloroform	ND	ug/kg	4.1	2.1	1		07/17/14 13:12	67-66-3	H1
Chloromethane	ND	ug/kg	4.1	2.1	1		07/17/14 13:12	74-87-3	H1
Dibromochloromethane	ND	ug/kg	4.1	2.1	1		07/17/14 13:12	124-48-1	H1
1,1-Dichloroethane	ND	ug/kg	4.1	2.1	1		07/17/14 13:12	75-34-3	H1
1,2-Dichloroethane	ND	ug/kg	4.1	2.1	1		07/17/14 13:12	107-06-2	H1
1,1-Dichloroethene	ND	ug/kg	4.1	2.1	1		07/17/14 13:12	75-35-4	H1
cis-1,2-Dichloroethene	**13.6**	ug/kg	4.1	2.1	1		07/17/14 13:12	156-59-2	H1
trans-1,2-Dichloroethene	ND	ug/kg	4.1	2.1	1		07/17/14 13:12	156-60-5	H1
1,2-Dichloropropane	ND	ug/kg	4.1	2.1	1		07/17/14 13:12	78-87-5	H1
cis-1,3-Dichloropropene	ND	ug/kg	4.1	2.1	1		07/17/14 13:12	10061-01-5	H1
trans-1,3-Dichloropropene	ND	ug/kg	4.1	2.1	1		07/17/14 13:12	10061-02-6	H1
Ethylbenzene	ND	ug/kg	4.1	2.1	1		07/17/14 13:12	100-41-4	H1
2-Hexanone	ND	ug/kg	16.6	8.3	1		07/17/14 13:12	591-78-6	H1
Methylene chloride	ND	ug/kg	4.1	2.1	1		07/17/14 13:12	75-09-2	H1
4-Methyl-2-pentanone (MIBK)	ND	ug/kg	8.3	4.1	1		07/17/14 13:12	108-10-1	H1
Styrene	ND	ug/kg	4.1	2.1	1		07/17/14 13:12	100-42-5	H1
1,1,2,2-Tetrachloroethane	ND	ug/kg	4.1	2.1	1		07/17/14 13:12	79-34-5	H1
Tetrachloroethene	ND	ug/kg	4.1	2.1	1		07/17/14 13:12	127-18-4	H1
Toluene	ND	ug/kg	4.1	2.1	1		07/17/14 13:12	108-88-3	H1
1,1,1-Trichloroethane	ND	ug/kg	4.1	2.1	1		07/17/14 13:12	71-55-6	H1
1,1,2-Trichloroethane	ND	ug/kg	4.1	2.1	1		07/17/14 13:12	79-00-5	H1
Trichloroethene	**567**	ug/kg	228	114	50		07/18/14 14:56	79-01-6	H1
Vinyl chloride	**3.3J**	ug/kg	4.1	2.1	1		07/17/14 13:12	75-01-4	H1
Xylene (Total)	ND	ug/kg	4.1	2.1	1		07/17/14 13:12	1330-20-7	
Surrogates									
Toluene-d8 (S)	100	%	80-120		1		07/17/14 13:12	2037-26-5	
4-Bromofluorobenzene (S)	103	%	76-123		1		07/17/14 13:12	460-00-4	
1,2-Dichloroethane-d4 (S)	114	%	75-129		1		07/17/14 13:12	17060-07-0	
Percent Moisture	Analytical Method: ASTM D2974								
Percent Moisture	**12.8**	%	0.50	0.50	1		07/01/14 00:00		

REPORT OF LABORATORY ANALYSIS

This report shall not be reproduced, except in full,
without the written consent of Pace Analytical Services, Inc..

Pace Analytical Services, Inc.
9608 Loiret Blvd.
Lenexa, KS 66219
(913)599-5665

ANALYTICAL RESULTS

Project: FORT SMITH, AR
Pace Project No.: 60172509

Sample: DP-26 (24.0 FT) - 062014 - DUP **Lab ID: 60172509040** Collected: 06/26/14 16:55 Received: 06/27/14 09:10 Matrix: Solid

Results reported on a "dry-weight" basis
Comments: • Analysis performed outside of holding time per the clients request.

Parameters	Results	Units	Report Limit	MDL	DF	Prepared	Analyzed	CAS No.	Qual
8260 MSV 5035A VOA	Analytical Method: EPA 8260								
Acetone	**11.1J**	ug/kg	17.3	8.6	1		07/17/14 13:27	67-64-1	H1
Benzene	ND	ug/kg	4.3	2.2	1		07/17/14 13:27	71-43-2	H1
Bromodichloromethane	ND	ug/kg	4.3	2.2	1		07/17/14 13:27	75-27-4	H1
Bromoform	ND	ug/kg	4.3	2.2	1		07/17/14 13:27	75-25-2	H1
Bromomethane	ND	ug/kg	4.3	2.2	1		07/17/14 13:27	74-83-9	H1
2-Butanone (MEK)	ND	ug/kg	8.6	4.3	1		07/17/14 13:27	78-93-3	H1
Carbon disulfide	ND	ug/kg	4.3	2.2	1		07/17/14 13:27	75-15-0	H1
Carbon tetrachloride	ND	ug/kg	4.3	2.2	1		07/17/14 13:27	56-23-5	H1
Chlorobenzene	ND	ug/kg	4.3	2.2	1		07/17/14 13:27	108-90-7	H1
Chloroethane	ND	ug/kg	4.3	2.2	1		07/17/14 13:27	75-00-3	H1
Chloroform	ND	ug/kg	4.3	2.2	1		07/17/14 13:27	67-66-3	H1
Chloromethane	ND	ug/kg	4.3	2.2	1		07/17/14 13:27	74-87-3	H1
Dibromochloromethane	ND	ug/kg	4.3	2.2	1		07/17/14 13:27	124-48-1	H1
1,1-Dichloroethane	ND	ug/kg	4.3	2.2	1		07/17/14 13:27	75-34-3	H1
1,2-Dichloroethane	ND	ug/kg	4.3	2.2	1		07/17/14 13:27	107-06-2	H1
1,1-Dichloroethene	ND	ug/kg	4.3	2.2	1		07/17/14 13:27	75-35-4	H1
cis-1,2-Dichloroethene	**16.3**	ug/kg	4.3	2.2	1		07/17/14 13:27	156-59-2	H1
trans-1,2-Dichloroethene	ND	ug/kg	4.3	2.2	1		07/17/14 13:27	156-60-5	H1
1,2-Dichloropropane	ND	ug/kg	4.3	2.2	1		07/17/14 13:27	78-87-5	H1
cis-1,3-Dichloropropene	ND	ug/kg	4.3	2.2	1		07/17/14 13:27	10061-01-5	H1
trans-1,3-Dichloropropene	ND	ug/kg	4.3	2.2	1		07/17/14 13:27	10061-02-6	H1
Ethylbenzene	ND	ug/kg	4.3	2.2	1		07/17/14 13:27	100-41-4	H1
2-Hexanone	ND	ug/kg	17.3	8.6	1		07/17/14 13:27	591-78-6	H1
Methylene chloride	ND	ug/kg	4.3	2.2	1		07/17/14 13:27	75-09-2	H1
4-Methyl-2-pentanone (MIBK)	ND	ug/kg	8.6	4.3	1		07/17/14 13:27	108-10-1	H1
Styrene	ND	ug/kg	4.3	2.2	1		07/17/14 13:27	100-42-5	H1
1,1,2,2-Tetrachloroethane	ND	ug/kg	4.3	2.2	1		07/17/14 13:27	79-34-5	H1
Tetrachloroethene	ND	ug/kg	4.3	2.2	1		07/17/14 13:27	127-18-4	H1
Toluene	ND	ug/kg	4.3	2.2	1		07/17/14 13:27	108-88-3	H1
1,1,1-Trichloroethane	ND	ug/kg	4.3	2.2	1		07/17/14 13:27	71-55-6	H1
1,1,2-Trichloroethane	ND	ug/kg	4.3	2.2	1		07/17/14 13:27	79-00-5	H1
Trichloroethene	**798**	ug/kg	193	96.7	50		07/18/14 15:12	79-01-6	H1
Vinyl chloride	**4.4**	ug/kg	4.3	2.2	1		07/17/14 13:27	75-01-4	H1
Xylene (Total)	ND	ug/kg	4.3	2.2	1		07/17/14 13:27	1330-20-7	
Surrogates									
Toluene-d8 (S)	100	%	80-120		1		07/17/14 13:27	2037-26-5	
4-Bromofluorobenzene (S)	102	%	76-123		1		07/17/14 13:27	460-00-4	
1,2-Dichloroethane-d4 (S)	110	%	75-129		1		07/17/14 13:27	17060-07-0	
Percent Moisture	Analytical Method: ASTM D2974								
Percent Moisture	**11.2**	%	0.50	0.50	1		07/01/14 00:00		

REPORT OF LABORATORY ANALYSIS

This report shall not be reproduced, except in full,
without the written consent of Pace Analytical Services, Inc..

Pace Analytical Services, Inc.
9608 Loiret Blvd.
Lenexa, KS 66219
(913)599-5665

ANALYTICAL RESULTS

Project: FORT SMITH, AR
Pace Project No.: 60172509

Sample: DP-26 (28.0 FT) - 062014 **Lab ID: 60172509041** Collected: 06/26/14 17:00 Received: 06/27/14 09:10 Matrix: Solid

Results reported on a "dry-weight" basis

Parameters	Results	Units	Report Limit	MDL	DF	Prepared	Analyzed	CAS No.	Qual
8260 MSV 5035A VOA	Analytical Method: EPA 8260								
Acetone	ND	ug/kg	20.8	10.4	1		07/02/14 21:27	67-64-1	
Benzene	ND	ug/kg	5.2	2.6	1		07/02/14 21:27	71-43-2	
Bromodichloromethane	ND	ug/kg	5.2	2.6	1		07/02/14 21:27	75-27-4	L3
Bromoform	ND	ug/kg	5.2	2.6	1		07/02/14 21:27	75-25-2	
Bromomethane	ND	ug/kg	5.2	2.6	1		07/02/14 21:27	74-83-9	
2-Butanone (MEK)	ND	ug/kg	10.4	5.2	1		07/02/14 21:27	78-93-3	
Carbon disulfide	ND	ug/kg	5.2	2.6	1		07/02/14 21:27	75-15-0	
Carbon tetrachloride	ND	ug/kg	5.2	2.6	1		07/02/14 21:27	56-23-5	
Chlorobenzene	ND	ug/kg	5.2	2.6	1		07/02/14 21:27	108-90-7	
Chloroethane	ND	ug/kg	5.2	2.6	1		07/02/14 21:27	75-00-3	
Chloroform	ND	ug/kg	5.2	2.6	1		07/02/14 21:27	67-66-3	
Chloromethane	ND	ug/kg	5.2	2.6	1		07/02/14 21:27	74-87-3	
Dibromochloromethane	ND	ug/kg	5.2	2.6	1		07/02/14 21:27	124-48-1	
1,1-Dichloroethane	ND	ug/kg	5.2	2.6	1		07/02/14 21:27	75-34-3	
1,2-Dichloroethane	ND	ug/kg	5.2	2.6	1		07/02/14 21:27	107-06-2	
1,1-Dichloroethene	**2.6J**	ug/kg	5.2	2.6	1		07/02/14 21:27	75-35-4	
cis-1,2-Dichloroethene	**3.8J**	ug/kg	5.2	2.6	1		07/02/14 21:27	156-59-2	
trans-1,2-Dichloroethene	ND	ug/kg	5.2	2.6	1		07/02/14 21:27	156-60-5	
1,2-Dichloropropane	ND	ug/kg	5.2	2.6	1		07/02/14 21:27	78-87-5	
cis-1,3-Dichloropropene	ND	ug/kg	5.2	2.6	1		07/02/14 21:27	10061-01-5	
trans-1,3-Dichloropropene	ND	ug/kg	5.2	2.6	1		07/02/14 21:27	10061-02-6	
Ethylbenzene	ND	ug/kg	5.2	2.6	1		07/02/14 21:27	100-41-4	
2-Hexanone	ND	ug/kg	20.8	10.4	1		07/02/14 21:27	591-78-6	
Methylene chloride	ND	ug/kg	5.2	2.6	1		07/02/14 21:27	75-09-2	L3
4-Methyl-2-pentanone (MIBK)	ND	ug/kg	10.4	5.2	1		07/02/14 21:27	108-10-1	
Styrene	ND	ug/kg	5.2	2.6	1		07/02/14 21:27	100-42-5	
1,1,2,2-Tetrachloroethane	ND	ug/kg	5.2	2.6	1		07/02/14 21:27	79-34-5	
Tetrachloroethene	ND	ug/kg	5.2	2.6	1		07/02/14 21:27	127-18-4	
Toluene	ND	ug/kg	5.2	2.6	1		07/02/14 21:27	108-88-3	
1,1,1-Trichloroethane	ND	ug/kg	5.2	2.6	1		07/02/14 21:27	71-55-6	
1,1,2-Trichloroethane	ND	ug/kg	5.2	2.6	1		07/02/14 21:27	79-00-5	
Trichloroethene	**3390**	ug/kg	617	309	100		07/03/14 13:22	79-01-6	
Vinyl chloride	ND	ug/kg	5.2	2.6	1		07/02/14 21:27	75-01-4	
Xylene (Total)	ND	ug/kg	5.2	2.6	1		07/02/14 21:27	1330-20-7	
Surrogates									
Toluene-d8 (S)	106	%	80-120		1		07/02/14 21:27	2037-26-5	
4-Bromofluorobenzene (S)	103	%	76-123		1		07/02/14 21:27	460-00-4	
1,2-Dichloroethane-d4 (S)	117	%	75-129		1		07/02/14 21:27	17060-07-0	
Percent Moisture	Analytical Method: ASTM D2974								
Percent Moisture	**12.5**	%	0.50	0.50	1		07/01/14 00:00		

REPORT OF LABORATORY ANALYSIS

This report shall not be reproduced, except in full,
without the written consent of Pace Analytical Services, Inc..

Pace Analytical Services, Inc.
9608 Loiret Blvd.
Lenexa, KS 66219
(913)599-5665

ANALYTICAL RESULTS

Project: FORT SMITH, AR
Pace Project No.: 60172509

Sample: TRIP BLANK 04 - 062014 **Lab ID: 60172509042** Collected: 06/26/14 08:00 Received: 06/27/14 09:10 Matrix: Solid

Results reported on a "wet-weight" basis

Parameters	Results	Units	Report Limit	MDL	DF	Prepared	Analyzed	CAS No.	Qual
8260 MSV 5035A VOA	Analytical Method: EPA 8260								
Acetone	**19.8J**	ug/kg	20.0	10.0	1		07/17/14 16:22	67-64-1	H1
Benzene	ND	ug/kg	5.0	2.5	1		07/17/14 16:22	71-43-2	H1
Bromodichloromethane	ND	ug/kg	5.0	2.5	1		07/17/14 16:22	75-27-4	H1
Bromoform	ND	ug/kg	5.0	2.5	1		07/17/14 16:22	75-25-2	H1
Bromomethane	ND	ug/kg	5.0	2.5	1		07/17/14 16:22	74-83-9	H1
2-Butanone (MEK)	ND	ug/kg	10.0	5.0	1		07/17/14 16:22	78-93-3	H1
Carbon disulfide	ND	ug/kg	5.0	2.5	1		07/17/14 16:22	75-15-0	H1
Carbon tetrachloride	ND	ug/kg	5.0	2.5	1		07/17/14 16:22	56-23-5	H1
Chlorobenzene	ND	ug/kg	5.0	2.5	1		07/17/14 16:22	108-90-7	H1
Chloroethane	ND	ug/kg	5.0	2.5	1		07/17/14 16:22	75-00-3	H1
Chloroform	ND	ug/kg	5.0	2.5	1		07/17/14 16:22	67-66-3	H1
Chloromethane	ND	ug/kg	5.0	2.5	1		07/17/14 16:22	74-87-3	H1
Dibromochloromethane	ND	ug/kg	5.0	2.5	1		07/17/14 16:22	124-48-1	H1
1,1-Dichloroethane	ND	ug/kg	5.0	2.5	1		07/17/14 16:22	75-34-3	H1
1,2-Dichloroethane	ND	ug/kg	5.0	2.5	1		07/17/14 16:22	107-06-2	H1
1,1-Dichloroethene	ND	ug/kg	5.0	2.5	1		07/17/14 16:22	75-35-4	H1
cis-1,2-Dichloroethene	ND	ug/kg	5.0	2.5	1		07/17/14 16:22	156-59-2	H1
trans-1,2-Dichloroethene	ND	ug/kg	5.0	2.5	1		07/17/14 16:22	156-60-5	H1
1,2-Dichloropropane	ND	ug/kg	5.0	2.5	1		07/17/14 16:22	78-87-5	H1
cis-1,3-Dichloropropene	ND	ug/kg	5.0	2.5	1		07/17/14 16:22	10061-01-5	H1
trans-1,3-Dichloropropene	ND	ug/kg	5.0	2.5	1		07/17/14 16:22	10061-02-6	H1
Ethylbenzene	ND	ug/kg	5.0	2.5	1		07/17/14 16:22	100-41-4	H1
2-Hexanone	ND	ug/kg	20.0	10.0	1		07/17/14 16:22	591-78-6	H1
Methylene chloride	ND	ug/kg	5.0	2.5	1		07/17/14 16:22	75-09-2	H1
4-Methyl-2-pentanone (MIBK)	ND	ug/kg	10.0	5.0	1		07/17/14 16:22	108-10-1	H1
Styrene	ND	ug/kg	5.0	2.5	1		07/17/14 16:22	100-42-5	H1
1,1,2,2-Tetrachloroethane	ND	ug/kg	5.0	2.5	1		07/17/14 16:22	79-34-5	H1
Tetrachloroethene	ND	ug/kg	5.0	2.5	1		07/17/14 16:22	127-18-4	H1
Toluene	ND	ug/kg	5.0	2.5	1		07/17/14 16:22	108-88-3	H1
1,1,1-Trichloroethane	ND	ug/kg	5.0	2.5	1		07/17/14 16:22	71-55-6	H1
1,1,2-Trichloroethane	ND	ug/kg	5.0	2.5	1		07/17/14 16:22	79-00-5	H1
Trichloroethene	ND	ug/kg	5.0	2.5	1		07/17/14 16:22	79-01-6	H1
Vinyl chloride	ND	ug/kg	5.0	2.5	1		07/17/14 16:22	75-01-4	H1
Xylene (Total)	ND	ug/kg	5.0	2.5	1		07/17/14 16:22	1330-20-7	
Surrogates									
Toluene-d8 (S)	100	%	80-120		1		07/17/14 16:22	2037-26-5	
4-Bromofluorobenzene (S)	98	%	76-123		1		07/17/14 16:22	460-00-4	
1,2-Dichloroethane-d4 (S)	103	%	75-129		1		07/17/14 16:22	17060-07-0	

REPORT OF LABORATORY ANALYSIS

This report shall not be reproduced, except in full,
without the written consent of Pace Analytical Services, Inc..

Pace Analytical Services, Inc.
9608 Loiret Blvd.
Lenexa, KS 66219
(913)599-5665

QUALITY CONTROL DATA

Project: FORT SMITH, AR
Pace Project No.: 60172509

QC Batch: MSV/62726 Analysis Method: EPA 8260
QC Batch Method: EPA 8260 Analysis Description: 8260 MSV 5035A Volatile Organics
Associated Lab Samples: 60172509027, 60172509032, 60172509033, 60172509034, 60172509038, 60172509041

METHOD BLANK: 1404100 Matrix: Solid
Associated Lab Samples: 60172509027, 60172509032, 60172509033, 60172509034, 60172509038, 60172509041

Parameter	Units	Blank Result	Reporting Limit	Analyzed	Qualifiers
1,1,1-Trichloroethane	ug/kg	ND	5.0	07/02/14 15:49	
1,1,2,2-Tetrachloroethane	ug/kg	ND	5.0	07/02/14 15:49	
1,1,2-Trichloroethane	ug/kg	ND	5.0	07/02/14 15:49	
1,1-Dichloroethane	ug/kg	ND	5.0	07/02/14 15:49	
1,1-Dichloroethene	ug/kg	ND	5.0	07/02/14 15:49	
1,2-Dichloroethane	ug/kg	ND	5.0	07/02/14 15:49	
1,2-Dichloropropane	ug/kg	ND	5.0	07/02/14 15:49	
2-Butanone (MEK)	ug/kg	ND	10.0	07/02/14 15:49	
2-Hexanone	ug/kg	ND	20.0	07/02/14 15:49	
4-Methyl-2-pentanone (MIBK)	ug/kg	ND	10.0	07/02/14 15:49	
Acetone	ug/kg	ND	20.0	07/02/14 15:49	
Benzene	ug/kg	ND	5.0	07/02/14 15:49	
Bromodichloromethane	ug/kg	ND	5.0	07/02/14 15:49	
Bromoform	ug/kg	ND	5.0	07/02/14 15:49	
Bromomethane	ug/kg	ND	5.0	07/02/14 15:49	
Carbon disulfide	ug/kg	ND	5.0	07/02/14 15:49	
Carbon tetrachloride	ug/kg	ND	5.0	07/02/14 15:49	
Chlorobenzene	ug/kg	ND	5.0	07/02/14 15:49	
Chloroethane	ug/kg	ND	5.0	07/02/14 15:49	
Chloroform	ug/kg	ND	5.0	07/02/14 15:49	
Chloromethane	ug/kg	ND	5.0	07/02/14 15:49	
cis-1,2-Dichloroethene	ug/kg	ND	5.0	07/02/14 15:49	
cis-1,3-Dichloropropene	ug/kg	ND	5.0	07/02/14 15:49	
Dibromochloromethane	ug/kg	ND	5.0	07/02/14 15:49	
Ethylbenzene	ug/kg	ND	5.0	07/02/14 15:49	
Methylene chloride	ug/kg	ND	5.0	07/02/14 15:49	
Styrene	ug/kg	ND	5.0	07/02/14 15:49	
Tetrachloroethene	ug/kg	ND	5.0	07/02/14 15:49	
Toluene	ug/kg	2.5J	5.0	07/02/14 15:49	
trans-1,2-Dichloroethene	ug/kg	ND	5.0	07/02/14 15:49	
trans-1,3-Dichloropropene	ug/kg	ND	5.0	07/02/14 15:49	
Trichloroethene	ug/kg	ND	5.0	07/02/14 15:49	
Vinyl chloride	ug/kg	ND	5.0	07/02/14 15:49	
Xylene (Total)	ug/kg	ND	5.0	07/02/14 15:49	
1,2-Dichloroethane-d4 (S)	%	95	75-129	07/02/14 15:49	
4-Bromofluorobenzene (S)	%	100	76-123	07/02/14 15:49	
Toluene-d8 (S)	%	105	80-120	07/02/14 15:49	

Results presented on this page are in the units indicated by the "Units" column except where an alternate unit is presented to the right of the result.

REPORT OF LABORATORY ANALYSIS

This report shall not be reproduced, except in full,
without the written consent of Pace Analytical Services, Inc..

Pace Analytical Services, Inc.
9608 Loiret Blvd.
Lenexa, KS 66219
(913)599-5665

QUALITY CONTROL DATA

Project: FORT SMITH, AR
Pace Project No.: 60172509

LABORATORY CONTROL SAMPLE: 1404101

Parameter	Units	Spike Conc.	LCS Result	LCS % Rec	% Rec Limits	Qualifiers
1,1,1-Trichloroethane	ug/kg	100	114	114	77-126	
1,1,2,2-Tetrachloroethane	ug/kg	100	99.8	100	73-120	
1,1,2-Trichloroethane	ug/kg	100	98.8	99	76-120	
1,1-Dichloroethane	ug/kg	100	113	113	71-120	
1,1-Dichloroethene	ug/kg	100	115	115	76-130	
1,2-Dichloroethane	ug/kg	100	107	107	78-120	
1,2-Dichloropropane	ug/kg	100	111	111	80-120	
2-Butanone (MEK)	ug/kg	500	554	111	55-135	
2-Hexanone	ug/kg	500	508	102	57-136	
4-Methyl-2-pentanone (MIBK)	ug/kg	500	558	112	71-128	
Acetone	ug/kg	500	592	118	43-144	
Benzene	ug/kg	100	110	110	80-120	
Bromodichloromethane	ug/kg	100	121	121	80-120	L0
Bromoform	ug/kg	100	107	107	75-124	
Bromomethane	ug/kg	100	141	141	38-150	
Carbon disulfide	ug/kg	100	134	134	58-137	
Carbon tetrachloride	ug/kg	100	115	115	75-140	
Chlorobenzene	ug/kg	100	101	101	80-120	
Chloroethane	ug/kg	100	118	118	65-127	
Chloroform	ug/kg	100	117	117	74-120	
Chloromethane	ug/kg	100	107	107	39-138	
cis-1,2-Dichloroethene	ug/kg	100	115	115	76-124	
cis-1,3-Dichloropropene	ug/kg	100	116	116	82-120	
Dibromochloromethane	ug/kg	100	103	103	80-124	
Ethylbenzene	ug/kg	100	98.6	99	80-120	
Methylene chloride	ug/kg	100	124	124	70-123	L0
Styrene	ug/kg	100	99.9	100	79-120	
Tetrachloroethene	ug/kg	100	99.8	100	78-128	
Toluene	ug/kg	100	108	108	79-120	
trans-1,2-Dichloroethene	ug/kg	100	113	113	76-124	
trans-1,3-Dichloropropene	ug/kg	100	102	102	80-124	
Trichloroethene	ug/kg	100	114	114	80-120	
Vinyl chloride	ug/kg	100	117	117	57-132	
Xylene (Total)	ug/kg	300	298	99	79-120	
1,2-Dichloroethane-d4 (S)	%			103	75-129	
4-Bromofluorobenzene (S)	%			104	76-123	
Toluene-d8 (S)	%			108	80-120	

MATRIX SPIKE & MATRIX SPIKE DUPLICATE: 1403727 1403728

Parameter	Units	60172142001 Result	MS Spike Conc.	MSD Spike Conc.	MS Result	MSD Result	MS % Rec	MSD % Rec	% Rec Limits	RPD	Max RPD	Qual
1,1,1-Trichloroethane	ug/kg	ND	109	111	117	112	106	101	21-144	4	43	
1,1,2,2-Tetrachloroethane	ug/kg	ND	109	111	99.9	90.3	91	82	10-151	10	46	
1,1,2-Trichloroethane	ug/kg	ND	109	111	102	99.1	93	89	10-140	3	46	

Results presented on this page are in the units indicated by the "Units" column except where an alternate unit is presented to the right of the result.

REPORT OF LABORATORY ANALYSIS

This report shall not be reproduced, except in full,
without the written consent of Pace Analytical Services, Inc..

Pace Analytical Services, Inc.
9608 Loiret Blvd.
Lenexa, KS 66219
(913)599-5665

QUALITY CONTROL DATA

Project: FORT SMITH, AR
Pace Project No.: 60172509

MATRIX SPIKE & MATRIX SPIKE DUPLICATE: 1403727 1403728

Parameter	Units	60172142001 Result	MS Spike Conc.	MSD Spike Conc.	MS Result	MSD Result	MS % Rec	MSD % Rec	% Rec Limits	RPD	Max RPD	Qual
1,1-Dichloroethane	ug/kg	ND	109	111	111	108	101	97	19-137	3	43	
1,1-Dichloroethene	ug/kg	ND	109	111	107	103	98	93	27-143	4	41	
1,2-Dichloroethane	ug/kg	ND	109	111	118	102	108	92	21-147	14	38	
1,2-Dichloropropane	ug/kg	ND	109	111	112	106	102	96	15-145	5	43	
2-Butanone (MEK)	ug/kg	ND	547	554	551	507	101	92	10-160	8	50	
2-Hexanone	ug/kg	ND	547	554	510	457	93	82	10-160	11	50	
4-Methyl-2-pentanone (MIBK)	ug/kg	ND	547	554	570	518	104	93	10-152	10	47	
Acetone	ug/kg	ND	547	554	592	554	107	99	10-160	7	49	
Benzene	ug/kg	ND	109	111	117	106	107	96	22-144	10	38	
Bromodichloromethane	ug/kg	ND	109	111	126	116	115	105	10-143	8	42	
Bromoform	ug/kg	ND	109	111	111	101	101	91	10-145	9	44	
Bromomethane	ug/kg	ND	109	111	123	131	112	118	10-137	7	47	
Carbon disulfide	ug/kg	ND	109	111	117	115	107	104	10-142	2	44	
Carbon tetrachloride	ug/kg	ND	109	111	118	107	108	97	15-153	10	45	
Chlorobenzene	ug/kg	ND	109	111	108	97.6	99	88	10-145	10	46	
Chloroethane	ug/kg	ND	109	111	99.5	98.2	91	89	17-134	1	42	
Chloroform	ug/kg	ND	109	111	117	115	107	104	17-138	2	44	
Chloromethane	ug/kg	ND	109	111	78.5	73.9	72	67	10-128	6	39	
cis-1,2-Dichloroethene	ug/kg	ND	109	111	113	109	103	98	17-140	4	46	
cis-1,3-Dichloropropene	ug/kg	ND	109	111	117	108	107	97	10-142	8	43	
Dibromochloromethane	ug/kg	ND	109	111	111	98.8	102	89	10-149	12	42	
Ethylbenzene	ug/kg	ND	109	111	102	94.9	94	86	10-154	8	42	
Methylene chloride	ug/kg	ND	109	111	119	116	108	105	15-140	2	46	
Styrene	ug/kg	ND	109	111	109	95.3	99	86	10-142	13	44	
Tetrachloroethene	ug/kg	ND	109	111	106	99.2	97	90	10-150	7	48	
Toluene	ug/kg	ND	109	111	109	102	99	92	11-150	6	40	
trans-1,2-Dichloroethene	ug/kg	ND	109	111	107	105	98	94	20-140	2	42	
trans-1,3-Dichloropropene	ug/kg	ND	109	111	105	98.2	96	89	10-149	7	41	
Trichloroethene	ug/kg	ND	109	111	119	113	109	102	14-146	5	45	
Vinyl chloride	ug/kg	ND	109	111	87.5	86.8	80	78	19-131	1	37	
Xylene (Total)	ug/kg	ND	329	332	316	285	96	86	10-154	10	41	
1,2-Dichloroethane-d4 (S)	%						110	103	75-129			
4-Bromofluorobenzene (S)	%						106	102	76-123			
Toluene-d8 (S)	%						107	105	80-120			

Results presented on this page are in the units indicated by the "Units" column except where an alternate unit is presented to the right of the result.

REPORT OF LABORATORY ANALYSIS

This report shall not be reproduced, except in full,
without the written consent of Pace Analytical Services, Inc..

Pace Analytical Services, Inc.
9608 Loiret Blvd.
Lenexa, KS 66219
(913)599-5665

QUALITY CONTROL DATA

Project: FORT SMITH, AR
Pace Project No.: 60172509

QC Batch: MSV/62737 Analysis Method: EPA 8260
QC Batch Method: EPA 8260 Analysis Description: 8260 MSV 5035A Volatile Organics
Associated Lab Samples: 60172509003, 60172509005, 60172509006, 60172509011, 60172509012, 60172509013, 60172509018, 60172509019, 60172509020, 60172509023, 60172509026

METHOD BLANK: 1404215 Matrix: Solid
Associated Lab Samples: 60172509003, 60172509005, 60172509006, 60172509011, 60172509012, 60172509013, 60172509018, 60172509019, 60172509020, 60172509023, 60172509026

Parameter	Units	Blank Result	Reporting Limit	Analyzed	Qualifiers
1,1,1-Trichloroethane	ug/kg	ND	5.0	07/01/14 19:15	
1,1,2,2-Tetrachloroethane	ug/kg	ND	5.0	07/01/14 19:15	
1,1,2-Trichloroethane	ug/kg	ND	5.0	07/01/14 19:15	
1,1-Dichloroethane	ug/kg	ND	5.0	07/01/14 19:15	
1,1-Dichloroethene	ug/kg	ND	5.0	07/01/14 19:15	
1,2-Dichloroethane	ug/kg	ND	5.0	07/01/14 19:15	
1,2-Dichloropropane	ug/kg	ND	5.0	07/01/14 19:15	
2-Butanone (MEK)	ug/kg	ND	10.0	07/01/14 19:15	
2-Hexanone	ug/kg	ND	20.0	07/01/14 19:15	
4-Methyl-2-pentanone (MIBK)	ug/kg	ND	10.0	07/01/14 19:15	
Acetone	ug/kg	ND	20.0	07/01/14 19:15	
Benzene	ug/kg	ND	5.0	07/01/14 19:15	
Bromodichloromethane	ug/kg	ND	5.0	07/01/14 19:15	
Bromoform	ug/kg	ND	5.0	07/01/14 19:15	
Bromomethane	ug/kg	ND	5.0	07/01/14 19:15	
Carbon disulfide	ug/kg	ND	5.0	07/01/14 19:15	
Carbon tetrachloride	ug/kg	ND	5.0	07/01/14 19:15	
Chlorobenzene	ug/kg	ND	5.0	07/01/14 19:15	
Chloroethane	ug/kg	ND	5.0	07/01/14 19:15	
Chloroform	ug/kg	ND	5.0	07/01/14 19:15	
Chloromethane	ug/kg	ND	5.0	07/01/14 19:15	
cis-1,2-Dichloroethene	ug/kg	ND	5.0	07/01/14 19:15	
cis-1,3-Dichloropropene	ug/kg	ND	5.0	07/01/14 19:15	
Dibromochloromethane	ug/kg	ND	5.0	07/01/14 19:15	
Ethylbenzene	ug/kg	ND	5.0	07/01/14 19:15	
Methylene chloride	ug/kg	ND	5.0	07/01/14 19:15	
Styrene	ug/kg	ND	5.0	07/01/14 19:15	
Tetrachloroethene	ug/kg	ND	5.0	07/01/14 19:15	
Toluene	ug/kg	ND	5.0	07/01/14 19:15	
trans-1,2-Dichloroethene	ug/kg	ND	5.0	07/01/14 19:15	
trans-1,3-Dichloropropene	ug/kg	ND	5.0	07/01/14 19:15	
Vinyl chloride	ug/kg	ND	5.0	07/01/14 19:15	
Xylene (Total)	ug/kg	ND	5.0	07/01/14 19:15	
1,2-Dichloroethane-d4 (S)	%	98	75-129	07/01/14 19:15	
4-Bromofluorobenzene (S)	%	101	76-123	07/01/14 19:15	
Toluene-d8 (S)	%	105	80-120	07/01/14 19:15	

Results presented on this page are in the units indicated by the "Units" column except where an alternate unit is presented to the right of the result.

REPORT OF LABORATORY ANALYSIS

This report shall not be reproduced, except in full,
without the written consent of Pace Analytical Services, Inc..

Pace Analytical Services, Inc.
9608 Loiret Blvd.
Lenexa, KS 66219
(913)599-5665

QUALITY CONTROL DATA

Project: FORT SMITH, AR
Pace Project No.: 60172509

LABORATORY CONTROL SAMPLE: 1404216

Parameter	Units	Spike Conc.	LCS Result	LCS % Rec	% Rec Limits	Qualifiers
1,1,1-Trichloroethane	ug/kg	100	97.2	97	77-126	
1,1,2,2-Tetrachloroethane	ug/kg	100	102	102	73-120	
1,1,2-Trichloroethane	ug/kg	100	101	101	76-120	
1,1-Dichloroethane	ug/kg	100	99.0	99	71-120	
1,1-Dichloroethene	ug/kg	100	93.1	93	76-130	
1,2-Dichloroethane	ug/kg	100	102	102	78-120	
1,2-Dichloropropane	ug/kg	100	102	102	80-120	
2-Butanone (MEK)	ug/kg	500	503	101	55-135	
2-Hexanone	ug/kg	500	491	98	57-136	
4-Methyl-2-pentanone (MIBK)	ug/kg	500	517	103	71-128	
Acetone	ug/kg	500	512	102	43-144	
Benzene	ug/kg	100	99.0	99	80-120	
Bromodichloromethane	ug/kg	100	113	113	80-120	
Bromoform	ug/kg	100	105	105	75-124	
Bromomethane	ug/kg	100	112	112	38-150	
Carbon disulfide	ug/kg	100	107	107	58-137	
Carbon tetrachloride	ug/kg	100	94.9	95	75-140	
Chlorobenzene	ug/kg	100	99.5	100	80-120	
Chloroethane	ug/kg	100	96.5	96	65-127	
Chloroform	ug/kg	100	103	103	74-120	
Chloromethane	ug/kg	100	84.8	85	39-138	
cis-1,2-Dichloroethene	ug/kg	100	102	102	76-124	
cis-1,3-Dichloropropene	ug/kg	100	105	105	82-120	
Dibromochloromethane	ug/kg	100	106	106	80-124	
Ethylbenzene	ug/kg	100	94.6	95	80-120	
Methylene chloride	ug/kg	100	107	107	70-123	
Styrene	ug/kg	100	100	100	79-120	
Tetrachloroethene	ug/kg	100	94.2	94	78-128	
Toluene	ug/kg	100	95.8	96	79-120	
trans-1,2-Dichloroethene	ug/kg	100	96.0	96	76-124	
trans-1,3-Dichloropropene	ug/kg	100	102	102	80-124	
Vinyl chloride	ug/kg	100	90.0	90	57-132	
Xylene (Total)	ug/kg	300	291	97	79-120	
1,2-Dichloroethane-d4 (S)	%			101	75-129	
4-Bromofluorobenzene (S)	%			100	76-123	
Toluene-d8 (S)	%			103	80-120	

Results presented on this page are in the units indicated by the "Units" column except where an alternate unit is presented to the right of the result.

REPORT OF LABORATORY ANALYSIS

This report shall not be reproduced, except in full,
without the written consent of Pace Analytical Services, Inc..

Pace Analytical Services, Inc.
9608 Loiret Blvd.
Lenexa, KS 66219
(913)599-5665

QUALITY CONTROL DATA

Project: FORT SMITH, AR
Pace Project No.: 60172509

QC Batch: MSV/62764 Analysis Method: EPA 8260
QC Batch Method: EPA 8260 Analysis Description: 8260 MSV 5035A Volatile Organics
Associated Lab Samples: 60172509003, 60172509005, 60172509006, 60172509011, 60172509012, 60172509013, 60172509018, 60172509019, 60172509020, 60172509023, 60172509026

METHOD BLANK: 1404873 Matrix: Solid
Associated Lab Samples: 60172509003, 60172509005, 60172509006, 60172509011, 60172509012, 60172509013, 60172509018, 60172509019, 60172509020, 60172509023, 60172509026

Parameter	Units	Blank Result	Reporting Limit	Analyzed	Qualifiers
cis-1,2-Dichloroethene	ug/kg	ND	5.0	07/03/14 00:00	
Trichloroethene	ug/kg	ND	5.0	07/03/14 00:00	
Vinyl chloride	ug/kg	ND	5.0	07/03/14 00:00	
1,2-Dichloroethane-d4 (S)	%	100	75-129	07/03/14 00:00	
4-Bromofluorobenzene (S)	%	101	76-123	07/03/14 00:00	
Toluene-d8 (S)	%	106	80-120	07/03/14 00:00	

LABORATORY CONTROL SAMPLE: 1404874

Parameter	Units	Spike Conc.	LCS Result	LCS % Rec	% Rec Limits	Qualifiers
cis-1,2-Dichloroethene	ug/kg	100	107	107	76-124	
Trichloroethene	ug/kg	100	105	105	80-120	
Vinyl chloride	ug/kg	100	102	102	57-132	
1,2-Dichloroethane-d4 (S)	%			107	75-129	
4-Bromofluorobenzene (S)	%			105	76-123	
Toluene-d8 (S)	%			108	80-120	

Results presented on this page are in the units indicated by the "Units" column except where an alternate unit is presented to the right of the result.

REPORT OF LABORATORY ANALYSIS

This report shall not be reproduced, except in full,
without the written consent of Pace Analytical Services, Inc..

Pace Analytical Services, Inc.
9608 Loiret Blvd.
Lenexa, KS 66219
(913)599-5665

QUALITY CONTROL DATA

Project: FORT SMITH, AR
Pace Project No.: 60172509

QC Batch: MSV/62803
QC Batch Method: EPA 8260
Analysis Method: EPA 8260
Analysis Description: 8260 MSV 5035A Volatile Organics
Associated Lab Samples: 60172509023, 60172509041

METHOD BLANK: 1405539
Matrix: Solid
Associated Lab Samples: 60172509023, 60172509041

Parameter	Units	Blank Result	Reporting Limit	Analyzed	Qualifiers
Trichloroethene	ug/kg	ND	5.0	07/03/14 12:52	
1,2-Dichloroethane-d4 (S)	%	99	75-129	07/03/14 12:52	
4-Bromofluorobenzene (S)	%	99	76-123	07/03/14 12:52	
Toluene-d8 (S)	%	100	80-120	07/03/14 12:52	

LABORATORY CONTROL SAMPLE: 1405540

Parameter	Units	Spike Conc.	LCS Result	LCS % Rec	% Rec Limits	Qualifiers
Trichloroethene	ug/kg	100	97.1	97	80-120	
1,2-Dichloroethane-d4 (S)	%			100	75-129	
4-Bromofluorobenzene (S)	%			104	76-123	
Toluene-d8 (S)	%			101	80-120	

Results presented on this page are in the units indicated by the "Units" column except where an alternate unit is presented to the right of the result.

REPORT OF LABORATORY ANALYSIS

This report shall not be reproduced, except in full,
without the written consent of Pace Analytical Services, Inc..

Pace Analytical Services, Inc.
9608 Loiret Blvd.
Lenexa, KS 66219
(913)599-5665

QUALITY CONTROL DATA

Project: FORT SMITH, AR
Pace Project No.: 60172509

QC Batch: MSV/63018 Analysis Method: EPA 8260
QC Batch Method: EPA 8260 Analysis Description: 8260 MSV 5035A Volatile Organics
Associated Lab Samples: 60172509009, 60172509021, 60172509022, 60172509030

METHOD BLANK: 1411301 Matrix: Solid
Associated Lab Samples: 60172509009, 60172509021, 60172509022, 60172509030

Parameter	Units	Blank Result	Reporting Limit	Analyzed	Qualifiers
cis-1,2-Dichloroethene	ug/kg	ND	5.0	07/21/14 10:34	
Trichloroethene	ug/kg	ND	5.0	07/21/14 10:34	
Vinyl chloride	ug/kg	ND	5.0	07/21/14 10:34	
1,2-Dichloroethane-d4 (S)	%	93	75-129	07/21/14 10:34	
4-Bromofluorobenzene (S)	%	97	76-123	07/21/14 10:34	
Toluene-d8 (S)	%	100	80-120	07/21/14 10:34	

LABORATORY CONTROL SAMPLE: 1411302

Parameter	Units	Spike Conc.	LCS Result	LCS % Rec	% Rec Limits	Qualifiers
cis-1,2-Dichloroethene	ug/kg	100	100	100	76-124	
Trichloroethene	ug/kg	100	101	101	80-120	
Vinyl chloride	ug/kg	100	76.8	77	57-132	
1,2-Dichloroethane-d4 (S)	%			94	75-129	
4-Bromofluorobenzene (S)	%			98	76-123	
Toluene-d8 (S)	%			101	80-120	

Results presented on this page are in the units indicated by the "Units" column except where an alternate unit is presented to the right of the result.

REPORT OF LABORATORY ANALYSIS

This report shall not be reproduced, except in full,
without the written consent of Pace Analytical Services, Inc..

Pace Analytical Services, Inc.
9608 Loiret Blvd.
Lenexa, KS 66219
(913)599-5665

QUALITY CONTROL DATA

Project: FORT SMITH, AR
Pace Project No.: 60172509

QC Batch: MSV/63033 Analysis Method: EPA 8260
QC Batch Method: EPA 8260 Analysis Description: 8260 MSV 5035A Volatile Organics
Associated Lab Samples: 60172509001, 60172509002, 60172509007, 60172509009, 60172509042

METHOD BLANK: 1411615 Matrix: Solid
Associated Lab Samples: 60172509001, 60172509002, 60172509007, 60172509009, 60172509042

Parameter	Units	Blank Result	Reporting Limit	Analyzed	Qualifiers
1,1,1-Trichloroethane	ug/kg	ND	5.0	07/17/14 14:28	
1,1,2,2-Tetrachloroethane	ug/kg	ND	5.0	07/17/14 14:28	
1,1,2-Trichloroethane	ug/kg	ND	5.0	07/17/14 14:28	
1,1-Dichloroethane	ug/kg	ND	5.0	07/17/14 14:28	
1,1-Dichloroethene	ug/kg	ND	5.0	07/17/14 14:28	
1,2-Dichloroethane	ug/kg	ND	5.0	07/17/14 14:28	
1,2-Dichloropropane	ug/kg	ND	5.0	07/17/14 14:28	
2-Butanone (MEK)	ug/kg	ND	10.0	07/17/14 14:28	
2-Hexanone	ug/kg	ND	20.0	07/17/14 14:28	
4-Methyl-2-pentanone (MIBK)	ug/kg	ND	10.0	07/17/14 14:28	
Acetone	ug/kg	ND	20.0	07/17/14 14:28	
Benzene	ug/kg	ND	5.0	07/17/14 14:28	
Bromodichloromethane	ug/kg	ND	5.0	07/17/14 14:28	
Bromoform	ug/kg	ND	5.0	07/17/14 14:28	
Bromomethane	ug/kg	ND	5.0	07/17/14 14:28	
Carbon disulfide	ug/kg	ND	5.0	07/17/14 14:28	
Carbon tetrachloride	ug/kg	ND	5.0	07/17/14 14:28	
Chlorobenzene	ug/kg	ND	5.0	07/17/14 14:28	
Chloroethane	ug/kg	ND	5.0	07/17/14 14:28	
Chloroform	ug/kg	ND	5.0	07/17/14 14:28	
Chloromethane	ug/kg	ND	5.0	07/17/14 14:28	
cis-1,2-Dichloroethene	ug/kg	ND	5.0	07/17/14 14:28	
cis-1,3-Dichloropropene	ug/kg	ND	5.0	07/17/14 14:28	
Dibromochloromethane	ug/kg	ND	5.0	07/17/14 14:28	
Ethylbenzene	ug/kg	ND	5.0	07/17/14 14:28	
Methylene chloride	ug/kg	ND	5.0	07/17/14 14:28	
Styrene	ug/kg	ND	5.0	07/17/14 14:28	
Tetrachloroethene	ug/kg	ND	5.0	07/17/14 14:28	
Toluene	ug/kg	ND	5.0	07/17/14 14:28	
trans-1,2-Dichloroethene	ug/kg	ND	5.0	07/17/14 14:28	
trans-1,3-Dichloropropene	ug/kg	ND	5.0	07/17/14 14:28	
Trichloroethene	ug/kg	ND	5.0	07/17/14 14:28	
Vinyl chloride	ug/kg	ND	5.0	07/17/14 14:28	
Xylene (Total)	ug/kg	ND	5.0	07/17/14 14:28	
1,2-Dichloroethane-d4 (S)	%	100	75-129	07/17/14 14:28	
4-Bromofluorobenzene (S)	%	98	76-123	07/17/14 14:28	
Toluene-d8 (S)	%	98	80-120	07/17/14 14:28	

Results presented on this page are in the units indicated by the "Units" column except where an alternate unit is presented to the right of the result.

REPORT OF LABORATORY ANALYSIS

This report shall not be reproduced, except in full,
without the written consent of Pace Analytical Services, Inc..

Pace Analytical Services, Inc.
9608 Loiret Blvd.
Lenexa, KS 66219
(913)599-5665

QUALITY CONTROL DATA

Project: FORT SMITH, AR
Pace Project No.: 60172509

LABORATORY CONTROL SAMPLE: 1411616

Parameter	Units	Spike Conc.	LCS Result	LCS % Rec	% Rec Limits	Qualifiers
1,1,1-Trichloroethane	ug/kg	100	98.3	98	77-126	
1,1,2,2-Tetrachloroethane	ug/kg	100	103	103	73-120	
1,1,2-Trichloroethane	ug/kg	100	102	102	76-120	
1,1-Dichloroethane	ug/kg	100	101	101	71-120	
1,1-Dichloroethene	ug/kg	100	97.7	98	76-130	
1,2-Dichloroethane	ug/kg	100	103	103	78-120	
1,2-Dichloropropane	ug/kg	100	104	104	80-120	
2-Butanone (MEK)	ug/kg	500	511	102	55-135	
2-Hexanone	ug/kg	500	511	102	57-136	
4-Methyl-2-pentanone (MIBK)	ug/kg	500	506	101	71-128	
Acetone	ug/kg	500	480	96	43-144	
Benzene	ug/kg	100	101	101	80-120	
Bromodichloromethane	ug/kg	100	107	107	80-120	
Bromoform	ug/kg	100	114	114	75-124	
Bromomethane	ug/kg	100	108	108	38-150	
Carbon disulfide	ug/kg	100	110	110	58-137	
Carbon tetrachloride	ug/kg	100	105	105	75-140	
Chlorobenzene	ug/kg	100	105	105	80-120	
Chloroethane	ug/kg	100	102	102	65-127	
Chloroform	ug/kg	100	101	101	74-120	
Chloromethane	ug/kg	100	116	116	39-138	
cis-1,2-Dichloroethene	ug/kg	100	103	103	76-124	
cis-1,3-Dichloropropene	ug/kg	100	104	104	82-120	
Dibromochloromethane	ug/kg	100	111	111	80-124	
Ethylbenzene	ug/kg	100	104	104	80-120	
Methylene chloride	ug/kg	100	105	105	70-123	
Styrene	ug/kg	100	108	108	79-120	
Tetrachloroethene	ug/kg	100	101	101	78-128	
Toluene	ug/kg	100	99.7	100	79-120	
trans-1,2-Dichloroethene	ug/kg	100	97.1	97	76-124	
trans-1,3-Dichloropropene	ug/kg	100	107	107	80-124	
Trichloroethene	ug/kg	100	99.0	99	80-120	
Vinyl chloride	ug/kg	100	98.4	98	57-132	
Xylene (Total)	ug/kg	300	305	102	79-120	
1,2-Dichloroethane-d4 (S)	%			101	75-129	
4-Bromofluorobenzene (S)	%			102	76-123	
Toluene-d8 (S)	%			99	80-120	

MATRIX SPIKE & MATRIX SPIKE DUPLICATE: 1411764 1411765

Parameter	Units	60173812001 Result	MS Spike Conc.	MSD Spike Conc.	MS Result	MSD Result	MS % Rec	MSD % Rec	% Rec Limits	RPD	Max RPD	Qual
1,1,1-Trichloroethane	ug/kg	ND	101	102	91.5	94.6	90	93	21-144	3	43	
1,1,2,2-Tetrachloroethane	ug/kg	ND	101	102	92.0	90.9	91	89	10-151	1	46	
1,1,2-Trichloroethane	ug/kg	ND	101	102	89.1	88.3	88	87	10-140	1	46	

Results presented on this page are in the units indicated by the "Units" column except where an alternate unit is presented to the right of the result.

REPORT OF LABORATORY ANALYSIS

This report shall not be reproduced, except in full,
without the written consent of Pace Analytical Services, Inc..

Pace Analytical Services, Inc.
9608 Loiret Blvd.
Lenexa, KS 66219
(913)599-5665

QUALITY CONTROL DATA

Project: FORT SMITH, AR
Pace Project No.: 60172509

MATRIX SPIKE & MATRIX SPIKE DUPLICATE: 1411764 1411765

Parameter	Units	60173812001 Result	MS Spike Conc.	MSD Spike Conc.	MS Result	MSD Result	MS % Rec	MSD % Rec	% Rec Limits	RPD	Max RPD	Qual
1,1-Dichloroethane	ug/kg	ND	101	102	88.6	89.7	88	88	19-137	1	43	
1,1-Dichloroethene	ug/kg	ND	101	102	88.6	89.6	88	88	27-143	1	41	
1,2-Dichloroethane	ug/kg	ND	101	102	87.4	89.9	86	88	21-147	3	38	
1,2-Dichloropropane	ug/kg	ND	101	102	88.2	89.6	87	88	15-145	2	43	
2-Butanone (MEK)	ug/kg	ND	506	509	489	459	96	89	10-160	6	50	
2-Hexanone	ug/kg	ND	506	509	488	458	96	90	10-160	6	50	
4-Methyl-2-pentanone (MIBK)	ug/kg	ND	506	509	481	447	95	88	10-152	7	47	
Acetone	ug/kg	0.021 mg/kg	506	509	466	454	88	85	10-160	3	49	
Benzene	ug/kg	ND	101	102	87.9	88.9	87	87	22-144	1	38	
Bromodichloromethane	ug/kg	ND	101	102	90.2	91.8	89	90	10-143	2	42	
Bromoform	ug/kg	ND	101	102	94.0	90.8	93	89	10-145	3	44	
Bromomethane	ug/kg	ND	101	102	87.4	90.2	84	87	10-137	3	47	
Carbon disulfide	ug/kg	ND	101	102	98.3	98.8	96	96	10-142	0	44	
Carbon tetrachloride	ug/kg	ND	101	102	91.1	91.2	90	90	15-153	0	45	
Chlorobenzene	ug/kg	ND	101	102	87.8	89.3	87	88	10-145	2	46	
Chloroethane	ug/kg	ND	101	102	89.4	87.8	88	86	17-134	2	42	
Chloroform	ug/kg	ND	101	102	88.2	89.9	87	88	17-138	2	44	
Chloromethane	ug/kg	ND	101	102	90.8	90.6	90	89	10-128	0	39	
cis-1,2-Dichloroethene	ug/kg	ND	101	102	89.9	89.5	89	88	17-140	0	46	
cis-1,3-Dichloropropene	ug/kg	ND	101	102	86.4	85.3	85	84	10-142	1	43	
Dibromochloromethane	ug/kg	ND	101	102	93.5	92.7	92	91	10-149	1	42	
Ethylbenzene	ug/kg	ND	101	102	87.6	87.2	87	86	10-154	0	42	
Methylene chloride	ug/kg	ND	101	102	91.0	90.6	90	89	15-140	0	46	
Styrene	ug/kg	ND	101	102	83.9	83.3	83	82	10-142	1	44	
Tetrachloroethene	ug/kg	ND	101	102	88.1	87.7	87	86	10-150	0	48	
Toluene	ug/kg	ND	101	102	87.6	87.0	87	85	11-150	1	40	
trans-1,2-Dichloroethene	ug/kg	ND	101	102	86.7	87.4	86	86	20-140	1	42	
trans-1,3-Dichloropropene	ug/kg	ND	101	102	88.1	87.8	87	86	10-149	0	41	
Trichloroethene	ug/kg	ND	101	102	92.4	90.9	91	89	14-146	2	45	
Vinyl chloride	ug/kg	ND	101	102	86.8	86.2	86	85	19-131	1	37	
Xylene (Total)	ug/kg	ND	304	305	259	259	85	85	10-154	0	41	
1,2-Dichloroethane-d4 (S)	%						104	102	75-129			
4-Bromofluorobenzene (S)	%						98	99	76-123			
Toluene-d8 (S)	%						100	100	80-120			

Results presented on this page are in the units indicated by the "Units" column except where an alternate unit is presented to the right of the result.

REPORT OF LABORATORY ANALYSIS

This report shall not be reproduced, except in full,
without the written consent of Pace Analytical Services, Inc..

Pace Analytical Services, Inc.
9608 Loiret Blvd.
Lenexa, KS 66219
(913)599-5665

QUALITY CONTROL DATA

Project: FORT SMITH, AR
Pace Project No.: 60172509

QC Batch: MSV/63034 Analysis Method: EPA 8260
QC Batch Method: EPA 8260 Analysis Description: 8260 MSV 5035A Volatile Organics
Associated Lab Samples: 60172509010, 60172509014, 60172509016, 60172509017, 60172509021, 60172509022, 60172509025, 60172509030, 60172509037, 60172509039, 60172509040

METHOD BLANK: 1411624 Matrix: Solid
Associated Lab Samples: 60172509010, 60172509014, 60172509016, 60172509017, 60172509021, 60172509022, 60172509025, 60172509030, 60172509037, 60172509039, 60172509040

Parameter	Units	Blank Result	Reporting Limit	Analyzed	Qualifiers
1,1,1-Trichloroethane	ug/kg	ND	5.0	07/17/14 10:35	
1,1,2,2-Tetrachloroethane	ug/kg	ND	5.0	07/17/14 10:35	
1,1,2-Trichloroethane	ug/kg	ND	5.0	07/17/14 10:35	
1,1-Dichloroethane	ug/kg	ND	5.0	07/17/14 10:35	
1,1-Dichloroethene	ug/kg	ND	5.0	07/17/14 10:35	
1,2-Dichloroethane	ug/kg	ND	5.0	07/17/14 10:35	
1,2-Dichloropropane	ug/kg	ND	5.0	07/17/14 10:35	
2-Butanone (MEK)	ug/kg	ND	10.0	07/17/14 10:35	
2-Hexanone	ug/kg	ND	20.0	07/17/14 10:35	
4-Methyl-2-pentanone (MIBK)	ug/kg	ND	10.0	07/17/14 10:35	
Acetone	ug/kg	ND	20.0	07/17/14 10:35	
Benzene	ug/kg	ND	5.0	07/17/14 10:35	
Bromodichloromethane	ug/kg	ND	5.0	07/17/14 10:35	
Bromoform	ug/kg	ND	5.0	07/17/14 10:35	
Bromomethane	ug/kg	ND	5.0	07/17/14 10:35	
Carbon disulfide	ug/kg	ND	5.0	07/17/14 10:35	
Carbon tetrachloride	ug/kg	ND	5.0	07/17/14 10:35	
Chlorobenzene	ug/kg	ND	5.0	07/17/14 10:35	
Chloroethane	ug/kg	ND	5.0	07/17/14 10:35	
Chloroform	ug/kg	ND	5.0	07/17/14 10:35	
Chloromethane	ug/kg	ND	5.0	07/17/14 10:35	
cis-1,2-Dichloroethene	ug/kg	ND	5.0	07/17/14 10:35	
cis-1,3-Dichloropropene	ug/kg	ND	5.0	07/17/14 10:35	
Dibromochloromethane	ug/kg	ND	5.0	07/17/14 10:35	
Ethylbenzene	ug/kg	ND	5.0	07/17/14 10:35	
Methylene chloride	ug/kg	ND	5.0	07/17/14 10:35	
Styrene	ug/kg	ND	5.0	07/17/14 10:35	
Tetrachloroethene	ug/kg	ND	5.0	07/17/14 10:35	
Toluene	ug/kg	ND	5.0	07/17/14 10:35	
trans-1,2-Dichloroethene	ug/kg	ND	5.0	07/17/14 10:35	
trans-1,3-Dichloropropene	ug/kg	ND	5.0	07/17/14 10:35	
Trichloroethene	ug/kg	ND	5.0	07/17/14 10:35	
Vinyl chloride	ug/kg	ND	5.0	07/17/14 10:35	
Xylene (Total)	ug/kg	ND	5.0	07/17/14 10:35	
1,2-Dichloroethane-d4 (S)	%	103	75-129	07/17/14 10:35	
4-Bromofluorobenzene (S)	%	101	76-123	07/17/14 10:35	
Toluene-d8 (S)	%	99	80-120	07/17/14 10:35	

Results presented on this page are in the units indicated by the "Units" column except where an alternate unit is presented to the right of the result.

REPORT OF LABORATORY ANALYSIS

This report shall not be reproduced, except in full,
without the written consent of Pace Analytical Services, Inc..

Pace Analytical Services, Inc.
9608 Loiret Blvd.
Lenexa, KS 66219
(913)599-5665

QUALITY CONTROL DATA

Project: FORT SMITH, AR
Pace Project No.: 60172509

LABORATORY CONTROL SAMPLE: 1411625

Parameter	Units	Spike Conc.	LCS Result	LCS % Rec	% Rec Limits	Qualifiers
1,1,1-Trichloroethane	ug/kg	100	98.1	98	77-126	
1,1,2,2-Tetrachloroethane	ug/kg	100	89.5	89	73-120	
1,1,2-Trichloroethane	ug/kg	100	91.2	91	76-120	
1,1-Dichloroethane	ug/kg	100	90.9	91	71-120	
1,1-Dichloroethene	ug/kg	100	93.5	94	76-130	
1,2-Dichloroethane	ug/kg	100	93.4	93	78-120	
1,2-Dichloropropane	ug/kg	100	90.2	90	80-120	
2-Butanone (MEK)	ug/kg	500	446	89	55-135	
2-Hexanone	ug/kg	500	471	94	57-136	
4-Methyl-2-pentanone (MIBK)	ug/kg	500	493	99	71-128	
Acetone	ug/kg	500	390	78	43-144	
Benzene	ug/kg	100	89.7	90	80-120	
Bromodichloromethane	ug/kg	100	93.7	94	80-120	
Bromoform	ug/kg	100	96.9	97	75-124	
Bromomethane	ug/kg	100	98.3	98	38-150	
Carbon disulfide	ug/kg	100	96.4	96	58-137	
Carbon tetrachloride	ug/kg	100	96.1	96	75-140	
Chlorobenzene	ug/kg	100	91.1	91	80-120	
Chloroethane	ug/kg	100	90.7	91	65-127	
Chloroform	ug/kg	100	91.0	91	74-120	
Chloromethane	ug/kg	100	84.8	85	39-138	
cis-1,2-Dichloroethene	ug/kg	100	89.7	90	76-124	
cis-1,3-Dichloropropene	ug/kg	100	92.2	92	82-120	
Dibromochloromethane	ug/kg	100	96.9	97	80-124	
Ethylbenzene	ug/kg	100	95.9	96	80-120	
Methylene chloride	ug/kg	100	84.9	85	70-123	
Styrene	ug/kg	100	95.8	96	79-120	
Tetrachloroethene	ug/kg	100	96.2	96	78-128	
Toluene	ug/kg	100	88.9	89	79-120	
trans-1,2-Dichloroethene	ug/kg	100	87.8	88	76-124	
trans-1,3-Dichloropropene	ug/kg	100	92.4	92	80-124	
Trichloroethene	ug/kg	100	93.7	94	80-120	
Vinyl chloride	ug/kg	100	92.6	93	57-132	
Xylene (Total)	ug/kg	300	278	93	79-120	
1,2-Dichloroethane-d4 (S)	%			100	75-129	
4-Bromofluorobenzene (S)	%			101	76-123	
Toluene-d8 (S)	%			103	80-120	

MATRIX SPIKE & MATRIX SPIKE DUPLICATE: 1411626 1411627

Parameter	Units	60172594001 Result	MS Spike Conc.	MSD Spike Conc.	MS Result	MSD Result	MS % Rec	MSD % Rec	% Rec Limits	RPD	Max RPD	Qual
1,1,1-Trichloroethane	ug/kg	ND	98.3	100	83.8	94.2	85	94	21-144	12	43	H1
1,1,2,2-Tetrachloroethane	ug/kg	ND	98.3	100	79.0	92.0	80	92	10-151	15	46	H1
1,1,2-Trichloroethane	ug/kg	ND	98.3	100	79.1	90.1	80	90	10-140	13	46	H1

Results presented on this page are in the units indicated by the "Units" column except where an alternate unit is presented to the right of the result.

REPORT OF LABORATORY ANALYSIS

This report shall not be reproduced, except in full,
without the written consent of Pace Analytical Services, Inc..

Pace Analytical Services, Inc.
9608 Loiret Blvd.
Lenexa, KS 66219
(913)599-5665

QUALITY CONTROL DATA

Project: FORT SMITH, AR
Pace Project No.: 60172509

MATRIX SPIKE & MATRIX SPIKE DUPLICATE: 1411626 1411627

Parameter	Units	60172594001 Result	MS Spike Conc.	MSD Spike Conc.	MS Result	MSD Result	MS % Rec	MSD % Rec	% Rec Limits	RPD	Max RPD	Qual
1,1-Dichloroethane	ug/kg	ND	98.3	100	82.0	88.5	83	88	19-137	8	43	H1
1,1-Dichloroethene	ug/kg	9.9	98.3	100	89.1	102	81	91	27-143	13	41	H1
1,2-Dichloroethane	ug/kg	ND	98.3	100	83.4	97.7	85	97	21-147	16	38	H1
1,2-Dichloropropane	ug/kg	ND	98.3	100	79.4	86.7	81	86	15-145	9	43	H1
2-Butanone (MEK)	ug/kg	ND	492	501	465	529	95	106	10-160	13	50	H1
2-Hexanone	ug/kg	ND	492	501	475	542	97	108	10-160	13	50	H1
4-Methyl-2-pentanone (MIBK)	ug/kg	ND	492	501	468	568	95	113	10-152	19	47	H1
Acetone	ug/kg	ND	492	501	339	452	67	88	10-160	29	49	H1
Benzene	ug/kg	ND	98.3	100	79.7	85.5	81	85	22-144	7	38	H1
Bromodichloromethane	ug/kg	ND	98.3	100	81.5	91.8	83	92	10-143	12	42	H1
Bromoform	ug/kg	ND	98.3	100	74.9	100	76	100	10-145	29	44	H1
Bromomethane	ug/kg	ND	98.3	100	76.7	91.5	78	91	10-137	18	47	H1
Carbon disulfide	ug/kg	ND	98.3	100	81.0	93.0	82	93	10-142	14	44	H1
Carbon tetrachloride	ug/kg	ND	98.3	100	84.1	92.9	86	93	15-153	10	45	H1
Chlorobenzene	ug/kg	ND	98.3	100	66.9	74.0	68	74	10-145	10	46	H1
Chloroethane	ug/kg	ND	98.3	100	67.7	87.5	69	87	17-134	26	42	H1
Chloroform	ug/kg	ND	98.3	100	77.9	85.3	79	85	17-138	9	44	H1
Chloromethane	ug/kg	ND	98.3	100	65.2	88.6	66	88	10-128	30	39	H1
cis-1,2-Dichloroethene	ug/kg	1320	98.3	100	1190	724	16	-452	17-140	49	46	H1,M1, R1
cis-1,3-Dichloropropene	ug/kg	ND	98.3	100	76.0	88.7	77	89	10-142	16	43	H1
Dibromochloromethane	ug/kg	ND	98.3	100	78.3	94.9	80	95	10-149	19	42	H1
Ethylbenzene	ug/kg	ND	98.3	100	69.5	75.5	71	75	10-154	8	42	H1
Methylene chloride	ug/kg	ND	98.3	100	72.2	81.5	73	81	15-140	12	46	H1
Styrene	ug/kg	ND	98.3	100	64.5	74.4	66	74	10-142	14	44	H1
Tetrachloroethene	ug/kg	9.2	98.3	100	80.7	83.9	73	75	10-150	4	48	H1
Toluene	ug/kg	ND	98.3	100	77.1	81.2	75	78	11-150	5	40	H1
trans-1,2-Dichloroethene	ug/kg	6.3	98.3	100	77.8	87.5	73	81	20-140	12	42	H1
trans-1,3-Dichloropropene	ug/kg	ND	98.3	100	74.8	86.1	76	86	10-149	14	41	H1
Trichloroethene	ug/kg	15800	98.3	100	9270	6470	-200	-2990	14-146	36	45	H1,M1
Vinyl chloride	ug/kg	217	98.3	100	277	211	60	-7	19-131	27	37	H1,M1
Xylene (Total)	ug/kg	ND	295	301	202	217	69	72	10-154	7	41	
1,2-Dichloroethane-d4 (S)	%						115	115	75-129			
4-Bromofluorobenzene (S)	%						92	101	76-123			
Toluene-d8 (S)	%						101	101	80-120			

Results presented on this page are in the units indicated by the "Units" column except where an alternate unit is presented to the right of the result.

REPORT OF LABORATORY ANALYSIS

This report shall not be reproduced, except in full,
without the written consent of Pace Analytical Services, Inc..

Pace Analytical Services, Inc.
9608 Loiret Blvd.
Lenexa, KS 66219
(913)599-5665

QUALITY CONTROL DATA

Project: FORT SMITH, AR
Pace Project No.: 60172509

QC Batch: MSV/63058 Analysis Method: EPA 8260
QC Batch Method: EPA 8260 Analysis Description: 8260 MSV 5035A Volatile Organics
Associated Lab Samples: 60172509001, 60172509002, 60172509007

METHOD BLANK: 1412343 Matrix: Solid
Associated Lab Samples: 60172509001, 60172509002, 60172509007

Parameter	Units	Blank Result	Reporting Limit	Analyzed	Qualifiers
cis-1,2-Dichloroethene	ug/kg	ND	5.0	07/18/14 09:46	
Trichloroethene	ug/kg	ND	5.0	07/18/14 09:46	
1,2-Dichloroethane-d4 (S)	%	98	75-129	07/18/14 09:46	
4-Bromofluorobenzene (S)	%	97	76-123	07/18/14 09:46	
Toluene-d8 (S)	%	99	80-120	07/18/14 09:46	

LABORATORY CONTROL SAMPLE: 1412344

Parameter	Units	Spike Conc.	LCS Result	LCS % Rec	% Rec Limits	Qualifiers
cis-1,2-Dichloroethene	ug/kg	100	96.3	96	76-124	
Trichloroethene	ug/kg	100	99.5	100	80-120	
1,2-Dichloroethane-d4 (S)	%			99	75-129	
4-Bromofluorobenzene (S)	%			100	76-123	
Toluene-d8 (S)	%			99	80-120	

Results presented on this page are in the units indicated by the "Units" column except where an alternate unit is presented to the right of the result.

REPORT OF LABORATORY ANALYSIS

This report shall not be reproduced, except in full,
without the written consent of Pace Analytical Services, Inc..

Pace Analytical Services, Inc.
9608 Loiret Blvd.
Lenexa, KS 66219
(913)599-5665

QUALITY CONTROL DATA

Project: FORT SMITH, AR
Pace Project No.: 60172509

QC Batch: MSV/63066 Analysis Method: EPA 8260
QC Batch Method: EPA 8260 Analysis Description: 8260 MSV 5035A Volatile Organics
Associated Lab Samples: 60172509010, 60172509014, 60172509025, 60172509039, 60172509040

METHOD BLANK: 1412517 Matrix: Solid
Associated Lab Samples: 60172509010, 60172509014, 60172509025, 60172509039, 60172509040

Parameter	Units	Blank Result	Reporting Limit	Analyzed	Qualifiers
cis-1,2-Dichloroethene	ug/kg	ND	5.0	07/18/14 11:37	
Trichloroethene	ug/kg	ND	5.0	07/18/14 11:37	
1,2-Dichloroethane-d4 (S)	%	104	75-129	07/18/14 11:37	
4-Bromofluorobenzene (S)	%	101	76-123	07/18/14 11:37	
Toluene-d8 (S)	%	101	80-120	07/18/14 11:37	

LABORATORY CONTROL SAMPLE: 1412518

Parameter	Units	Spike Conc.	LCS Result	LCS % Rec	% Rec Limits	Qualifiers
cis-1,2-Dichloroethene	ug/kg	100	107	107	76-124	
Trichloroethene	ug/kg	100	110	110	80-120	
1,2-Dichloroethane-d4 (S)	%			105	75-129	
4-Bromofluorobenzene (S)	%			102	76-123	
Toluene-d8 (S)	%			102	80-120	

Results presented on this page are in the units indicated by the "Units" column except where an alternate unit is presented to the right of the result.

REPORT OF LABORATORY ANALYSIS

This report shall not be reproduced, except in full,
without the written consent of Pace Analytical Services, Inc..

Pace Analytical Services, Inc.
9608 Loiret Blvd.
Lenexa, KS 66219
(913)599-5665

QUALITY CONTROL DATA

Project: FORT SMITH, AR
Pace Project No.: 60172509

QC Batch: PMST/9780 Analysis Method: ASTM D2974
QC Batch Method: ASTM D2974 Analysis Description: Dry Weight/Percent Moisture
Associated Lab Samples: 60172509001, 60172509002, 60172509003, 60172509004, 60172509005

METHOD BLANK: 1403361 Matrix: Solid
Associated Lab Samples: 60172509001, 60172509002, 60172509003, 60172509004, 60172509005

Parameter	Units	Blank Result	Reporting Limit	Analyzed	Qualifiers
Percent Moisture	%	ND	0.50	06/30/14 00:00	

SAMPLE DUPLICATE: 1403362

Parameter	Units	60172186013 Result	Dup Result	RPD	Max RPD	Qualifiers
Percent Moisture	%	13.1	13.1	0	20	

Results presented on this page are in the units indicated by the "Units" column except where an alternate unit is presented to the right of the result.

REPORT OF LABORATORY ANALYSIS

This report shall not be reproduced, except in full,
without the written consent of Pace Analytical Services, Inc..

Pace Analytical Services, Inc.
9608 Loiret Blvd.
Lenexa, KS 66219
(913)599-5665

QUALITY CONTROL DATA

Project: FORT SMITH, AR
Pace Project No.: 60172509

QC Batch: PMST/9781 Analysis Method: ASTM D2974
QC Batch Method: ASTM D2974 Analysis Description: Dry Weight/Percent Moisture
Associated Lab Samples: 60172509006, 60172509007, 60172509008, 60172509009, 60172509010, 60172509011, 60172509012, 60172509013, 60172509014, 60172509015, 60172509016, 60172509017, 60172509018, 60172509019, 60172509020, 60172509021, 60172509022, 60172509023

METHOD BLANK: 1403363 Matrix: Solid
Associated Lab Samples: 60172509006, 60172509007, 60172509008, 60172509009, 60172509010, 60172509011, 60172509012, 60172509013, 60172509014, 60172509015, 60172509016, 60172509017, 60172509018, 60172509019, 60172509020, 60172509021, 60172509022, 60172509023

Parameter	Units	Blank Result	Reporting Limit	Analyzed	Qualifiers
Percent Moisture	%	ND	0.50	06/30/14 00:00	

SAMPLE DUPLICATE: 1403364

Parameter	Units	60172509006 Result	Dup Result	RPD	Max RPD	Qualifiers
Percent Moisture	%	11.5	10.4	10	20	

Results presented on this page are in the units indicated by the "Units" column except where an alternate unit is presented to the right of the result.

REPORT OF LABORATORY ANALYSIS

This report shall not be reproduced, except in full,
without the written consent of Pace Analytical Services, Inc..

Pace Analytical Services, Inc.
9608 Loiret Blvd.
Lenexa, KS 66219
(913)599-5665

QUALITY CONTROL DATA

Project: FORT SMITH, AR
Pace Project No.: 60172509

QC Batch: PMST/9783 Analysis Method: ASTM D2974
QC Batch Method: ASTM D2974 Analysis Description: Dry Weight/Percent Moisture
Associated Lab Samples: 60172509024, 60172509025, 60172509026, 60172509027, 60172509028, 60172509029, 60172509030, 60172509031, 60172509032, 60172509033, 60172509034, 60172509035, 60172509036, 60172509037, 60172509038, 60172509039, 60172509040, 60172509041

METHOD BLANK: 1403932 Matrix: Solid
Associated Lab Samples: 60172509024, 60172509025, 60172509026, 60172509027, 60172509028, 60172509029, 60172509030, 60172509031, 60172509032, 60172509033, 60172509034, 60172509035, 60172509036, 60172509037, 60172509038, 60172509039, 60172509040, 60172509041

Parameter	Units	Blank Result	Reporting Limit	Analyzed	Qualifiers
Percent Moisture	%	ND	0.50	07/01/14 00:00	

SAMPLE DUPLICATE: 1403933

Parameter	Units	60172509024 Result	Dup Result	RPD	Max RPD	Qualifiers
Percent Moisture	%	16.3	16.7	2	20	

Results presented on this page are in the units indicated by the "Units" column except where an alternate unit is presented to the right of the result.

REPORT OF LABORATORY ANALYSIS

This report shall not be reproduced, except in full,
without the written consent of Pace Analytical Services, Inc..

Pace Analytical Services, Inc.
9608 Loiret Blvd.
Lenexa, KS 66219
(913)599-5665

QUALIFIERS

Project: FORT SMITH, AR
Pace Project No.: 60172509

DEFINITIONS

DF - Dilution Factor, if reported, represents the factor applied to the reported data due to changes in sample preparation, dilution of the sample aliquot, or moisture content.

ND - Not Detected at or above adjusted reporting limit.

J - Estimated concentration above the adjusted method detection limit and below the adjusted reporting limit.

MDL - Adjusted Method Detection Limit.

PQL - Practical Quantitation Limit.

RL - Reporting Limit.

S - Surrogate

1,2-Diphenylhydrazine (8270 listed analyte) decomposes to Azobenzene.

Consistent with EPA guidelines, unrounded data are displayed and have been used to calculate % recovery and RPD values.

LCS(D) - Laboratory Control Sample (Duplicate)

MS(D) - Matrix Spike (Duplicate)

DUP - Sample Duplicate

RPD - Relative Percent Difference

NC - Not Calculable.

SG - Silica Gel - Clean-Up

U - Indicates the compound was analyzed for, but not detected.

N-Nitrosodiphenylamine decomposes and cannot be separated from Diphenylamine using Method 8270. The result reported for each analyte is a combined concentration.

Pace Analytical is TNI accredited. Contact your Pace PM for the current list of accredited analytes.

TNI - The NELAC Institute.

BATCH QUALIFIERS

Batch: MSV/62737
[M5] A matrix spike/matrix spike duplicate was not performed for this batch due to insufficient sample volume.

Batch: MSV/62764
[M5] A matrix spike/matrix spike duplicate was not performed for this batch due to insufficient sample volume.

Batch: MSV/63058
[M5] A matrix spike/matrix spike duplicate was not performed for this batch due to insufficient sample volume.

Batch: MSV/63066
[M5] A matrix spike/matrix spike duplicate was not performed for this batch due to insufficient sample volume.

ANALYTE QUALIFIERS

E	Analyte concentration exceeded the calibration range. The reported result is estimated.
H1	Analysis conducted outside the EPA method holding time.
L0	Analyte recovery in the laboratory control sample (LCS) was outside QC limits.
L3	Analyte recovery in the laboratory control sample (LCS) exceeded QC limits. Analyte presence below reporting limits in associated samples. Results unaffected by high bias.
M1	Matrix spike recovery exceeded QC limits. Batch accepted based on laboratory control sample (LCS) recovery.
R1	RPD value was outside control limits.

This report shall not be reproduced, except in full,
without the written consent of Pace Analytical Services, Inc..

Pace Analytical Services, Inc.
9608 Loiret Blvd.
Lenexa, KS 66219
(913)599-5665

QUALITY CONTROL DATA CROSS REFERENCE TABLE

Project: FORT SMITH, AR
Pace Project No.: 60172509

Lab ID	Sample ID	QC Batch Method	QC Batch	Analytical Method	Analytical Batch
60172509001	DP-31 (3.0 FT) - 062014	EPA 8260	MSV/63033		
60172509001	DP-31 (3.0 FT) - 062014	EPA 8260	MSV/63058		
60172509002	DP-31 (9.5 FT) - 062014	EPA 8260	MSV/63033		
60172509002	DP-31 (9.5 FT) - 062014	EPA 8260	MSV/63058		
60172509003	DP-31 (12.0 FT) - 062014	EPA 8260	MSV/62737		
60172509003	DP-31 (12.0 FT) - 062014	EPA 8260	MSV/62764		
60172509005	DP-31 (22.0 FT) - 062014	EPA 8260	MSV/62737		
60172509005	DP-31 (22.0 FT) - 062014	EPA 8260	MSV/62764		
60172509006	DP-31 (22.0 FT) - 062014 - DUP	EPA 8260	MSV/62737		
60172509006	DP-31 (22.0 FT) - 062014 - DUP	EPA 8260	MSV/62764		
60172509007	DP-31 (27.0 FT) - 062014	EPA 8260	MSV/63033		
60172509007	DP-31 (27.0 FT) - 062014	EPA 8260	MSV/63058		
60172509009	DP-36 (6.5 FT) - 062014	EPA 8260	MSV/63018		
60172509009	DP-36 (6.5 FT) - 062014	EPA 8260	MSV/63033		
60172509010	DP-36 (14.0 FT) - 062014	EPA 8260	MSV/63034		
60172509010	DP-36 (14.0 FT) - 062014	EPA 8260	MSV/63066		
60172509011	DP-36 (19.5 FT) - 062014	EPA 8260	MSV/62737		
60172509011	DP-36 (19.5 FT) - 062014	EPA 8260	MSV/62764		
60172509012	DP-36 (21.5 FT) - 062014	EPA 8260	MSV/62737		
60172509012	DP-36 (21.5 FT) - 062014	EPA 8260	MSV/62764		
60172509013	DP-36 (21.5 FT) - 062014 - DUP	EPA 8260	MSV/62737		
60172509013	DP-36 (21.5 FT) - 062014 - DUP	EPA 8260	MSV/62764		
60172509014	DP-36 (25.5 FT) - 062014	EPA 8260	MSV/63034		
60172509014	DP-36 (25.5 FT) - 062014	EPA 8260	MSV/63066		
60172509016	DP-37 (7.5 FT) - 062014	EPA 8260	MSV/63034		
60172509017	DP-37 (14.0 FT) - 062014	EPA 8260	MSV/63034		
60172509018	DP-37 (19.5 FT) - 062014	EPA 8260	MSV/62737		
60172509018	DP-37 (19.5 FT) - 062014	EPA 8260	MSV/62764		
60172509019	DP-37 (24.5 FT) - 062014	EPA 8260	MSV/62737		
60172509019	DP-37 (24.5 FT) - 062014	EPA 8260	MSV/62764		
60172509020	DP-37 (24.5 FT) - 062014 - DUP	EPA 8260	MSV/62737		
60172509020	DP-37 (24.5 FT) - 062014 - DUP	EPA 8260	MSV/62764		
60172509021	DP-32 (4.5 FT) - 062014	EPA 8260	MSV/63018		

This report shall not be reproduced, except in full,
without the written consent of Pace Analytical Services, Inc..

Pace Analytical Services, Inc.
9608 Loiret Blvd.
Lenexa, KS 66219
(913)599-5665

QUALITY CONTROL DATA CROSS REFERENCE TABLE

Project: FORT SMITH, AR
Pace Project No.: 60172509

Lab ID	Sample ID	QC Batch Method	QC Batch	Analytical Method	Analytical Batch
60172509021	DP-32 (4.5 FT) - 062014	EPA 8260	MSV/63034		
60172509022	DP-32 (9.5 FT) - 062014	EPA 8260	MSV/63018		
60172509022	DP-32 (9.5 FT) - 062014	EPA 8260	MSV/63034		
60172509023	DP-32 (12.0 FT) - 062014	EPA 8260	MSV/62737		
60172509023	DP-32 (12.0 FT) - 062014	EPA 8260	MSV/62764		
60172509023	DP-32 (12.0 FT) - 062014	EPA 8260	MSV/62803		
60172509025	DP-32 (22.5 FT) - 062014	EPA 8260	MSV/63034		
60172509025	DP-32 (22.5 FT) - 062014	EPA 8260	MSV/63066		
60172509026	DP-32 (27.0 FT) - 062014	EPA 8260	MSV/62737		
60172509026	DP-32 (27.0 FT) - 062014	EPA 8260	MSV/62764		
60172509027	DP-32 (27.0 FT) - 062014 - DUP	EPA 8260	MSV/62726		
60172509030	DP-27 (12.5 FT) - 062014	EPA 8260	MSV/63018		
60172509030	DP-27 (12.5 FT) - 062014	EPA 8260	MSV/63034		
60172509032	DP-27 (23.5 FT) - 062014	EPA 8260	MSV/62726		
60172509033	DP-27 (26.5 FT) - 062014	EPA 8260	MSV/62726		
60172509034	DP-27 (26.5 FT) - 062014 - DUP	EPA 8260	MSV/62726		
60172509037	DP-26 (11.0 FT) - 062014	EPA 8260	MSV/63034		
60172509038	DP-26 (16.0 FT) - 062014	EPA 8260	MSV/62726		
60172509039	DP-26 (24.0 FT) - 062014	EPA 8260	MSV/63034		
60172509039	DP-26 (24.0 FT) - 062014	EPA 8260	MSV/63066		
60172509040	DP-26 (24.0 FT) - 062014 - DUP	EPA 8260	MSV/63034		
60172509040	DP-26 (24.0 FT) - 062014 - DUP	EPA 8260	MSV/63066		
60172509041	DP-26 (28.0 FT) - 062014	EPA 8260	MSV/62726		
60172509041	DP-26 (28.0 FT) - 062014	EPA 8260	MSV/62803		
60172509042	TRIP BLANK 04 - 062014	EPA 8260	MSV/63033		
60172509002	DP-31 (9.5 FT) - 062014	ASTM D2974	PMST/9780		
60172509003	DP-31 (12.0 FT) - 062014	ASTM D2974	PMST/9780		
60172509004	DP-31 (19.5 FT) - 062014	ASTM D2974	PMST/9780		
60172509005	DP-31 (22.0 FT) - 062014	ASTM D2974	PMST/9780		
60172509006	DP-31 (22.0 FT) - 062014 - DUP	ASTM D2974	PMST/9781		
60172509007	DP-31 (27.0 FT) - 062014	ASTM D2974	PMST/9781		
60172509008	DP-36 (3.5 FT) - 062014	ASTM D2974	PMST/9781		
60172509009	DP-36 (6.5 FT) - 062014	ASTM D2974	PMST/9781		
60172509010	DP-36 (14.0 FT) - 062014	ASTM D2974	PMST/9781		
60172509011	DP-36 (19.5 FT) - 062014	ASTM D2974	PMST/9781		
60172509012	DP-36 (21.5 FT) - 062014	ASTM D2974	PMST/9781		
60172509013	DP-36 (21.5 FT) - 062014 - DUP	ASTM D2974	PMST/9781		

This report shall not be reproduced, except in full,
without the written consent of Pace Analytical Services, Inc..

Pace Analytical Services, Inc.
9608 Loiret Blvd.
Lenexa, KS 66219
(913)599-5665

QUALITY CONTROL DATA CROSS REFERENCE TABLE

Project: FORT SMITH, AR
Pace Project No.: 60172509

Lab ID	Sample ID	QC Batch Method	QC Batch	Analytical Method	Analytical Batch
60172509014	**DP-36 (25.5 FT) - 062014**	ASTM D2974	PMST/9781		
60172509015	**DP-37 (4.5 FT) - 062014**	ASTM D2974	PMST/9781		
60172509016	**DP-37 (7.5 FT) - 062014**	ASTM D2974	PMST/9781		
60172509017	**DP-37 (14.0 FT) - 062014**	ASTM D2974	PMST/9781		
60172509018	**DP-37 (19.5 FT) - 062014**	ASTM D2974	PMST/9781		
60172509019	**DP-37 (24.5 FT) - 062014**	ASTM D2974	PMST/9781		
60172509020	**DP-37 (24.5 FT) - 062014 - DUP**	ASTM D2974	PMST/9781		
60172509021	**DP-32 (4.5 FT) - 062014**	ASTM D2974	PMST/9781		
60172509022	**DP-32 (9.5 FT) - 062014**	ASTM D2974	PMST/9781		
60172509023	**DP-32 (12.0 FT) - 062014**	ASTM D2974	PMST/9781		
60172509024	**DP-32 (17.0 FT) - 062014**	ASTM D2974	PMST/9783		
60172509025	**DP-32 (22.5 FT) - 062014**	ASTM D2974	PMST/9783		
60172509026	**DP-32 (27.0 FT) - 062014**	ASTM D2974	PMST/9783		
60172509027	**DP-32 (27.0 FT) - 062014 - DUP**	ASTM D2974	PMST/9783		
60172509028	**DP-27 (3.0 FT) - 062014**	ASTM D2974	PMST/9783		
60172509029	**DP-27 (10.0 FT) - 062014**	ASTM D2974	PMST/9783		
60172509030	**DP-27 (12.5 FT) - 062014**	ASTM D2974	PMST/9783		
60172509031	**DP-27 (18.5 FT) - 062014**	ASTM D2974	PMST/9783		
60172509032	**DP-27 (23.5 FT) - 062014**	ASTM D2974	PMST/9783		
60172509033	**DP-27 (26.5 FT) - 062014**	ASTM D2974	PMST/9783		
60172509034	**DP-27 (26.5 FT) - 062014 - DUP**	ASTM D2974	PMST/9783		
60172509035	**DP-26 (5.0 FT) - 062014**	ASTM D2974	PMST/9783		
60172509036	**DP-26 (8.5 FT) - 062014**	ASTM D2974	PMST/9783		
60172509037	**DP-26 (11.0 FT) - 062014**	ASTM D2974	PMST/9783		
60172509038	**DP-26 (16.0 FT) - 062014**	ASTM D2974	PMST/9783		
60172509039	**DP-26 (24.0 FT) - 062014**	ASTM D2974	PMST/9783		
60172509040	**DP-26 (24.0 FT) - 062014 - DUP**	ASTM D2974	PMST/9783		
60172509041	**DP-26 (28.0 FT) - 062014**	ASTM D2974	PMST/9783		

This report shall not be reproduced, except in full,
without the written consent of Pace Analytical Services, Inc..

Pace Analytical
www.pacelabs.com

Sample Condition Upon Receipt

WO#: 60172509

60172509

Client Name: Environ

Optional
Proj Due Date:
Proj Name:

Courier: Fed Ex ☒ UPS ☐ USPS ☐ Client ☐ Commercial ☐ Pace ☐ Other ☐

Tracking #: 8043 8677 8980; 8043 8677 6777 Pace Shipping Label Used? Yes ☒ No ☐

Custody Seal on Cooler/Box Present: Yes ☒ No ☐ Seals intact: Yes ☒ No ☐

Packing Material: Bubble Wrap ☒ Bubble Bags ☐ Foam ☐ None ☐ Other ☐

Thermometer Used: T-239 / T-194 **Type of Ice:** (Wet) Blue None ☐ Samples received on ice, cooling process has begun.
(circle one)

Cooler Temperature: 4.8, 4.0

Temperature should be above freezing to 6°C

Date and initials of person examining contents: JMS 6/27/14 1110

Chain of Custody present:	☒Yes	☐No	☐N/A	1.
Chain of Custody filled out:	☒Yes	☐No	☐N/A	2.
Chain of Custody relinquished:	☒Yes	☐No	☐N/A	3.
Sampler name & signature on COC:	☒Yes	☐No	☐N/A	4.
Samples arrived within holding time:	☒Yes	☐No	☐N/A	5.
Short Hold Time analyses (<72hr):	☐Yes	☒No	☐N/A	6.
Rush Turn Around Time requested:	☒Yes	☒No	☐N/A	7. 3 day TAT
Sufficient volume:	☒Yes	☐No	☐N/A	8.
Correct containers used:	☒Yes	☐No	☐N/A	
Pace containers used:	☒Yes	☐No	☐N/A	9.
Containers intact:	☐Yes	☐No	☐N/A	10.
Unpreserved 5035A soils frozen w/in 48hrs?	☒Yes	☐No	☐N/A	11. unpreserved vials frozen @1115-6/27/14
Filtered volume received for dissolved tests?	☐Yes	☐No	☒N/A	12.
Sample labels match COC:	☒Yes	☐No	☐N/A	
Includes date/time/ID/analyses Matrix: Soil				13.
All containers needing preservation have been checked.	☐Yes	☐No	☒N/A	
All containers needing preservation are found to be in compliance with EPA recommendation.	☐Yes	☐No	☒N/A	14.
Exceptions: VOA, coliform, TOC, O&G, WI-DRO (water), Phenolics	☒Yes	☐No		Initial when completed: MA / Lot # of added preservative:
Trip Blank present:	☒Yes	☐No	☐N/A	
Pace Trip Blank lot # (if purchased): 111613-3				15.
Headspace in VOA vials (>6mm):	☐Yes	☒No	☐N/A	16.
Project sampled in USDA Regulated Area:	☐Yes	☒No	☐N/A	17. List State: Fort Smith - AR

Client Notification/ Resolution: Copy COC to Client? Y / N Field Data Required? Y / N

Person Contacted: _____ Date/Time: _____

Comments/ Resolution: _____

Project Manager Review: mcw Date: 6/27/14

Pace Analytical
www.pacelabs.com

CHAIN-OF-CUSTODY / Analytical Request Document

The Chain-of-Custody is a LEGAL DOCUMENT. All relevant fields must be completed accurately.

Page: 1 of 4

Section A Required Client Information:

Company:	Environ
Address:	7500 College Blvd., Ste. 925
	Overland Park, KS 66210
Email To:	wstonestreet@environcorp.com
Phone: 913-553-5926	Fax:
Requested Due Date/TAT:	3-DAY TAT

Section B Required Project Information:

Report To:	Wendy Stonestreet
Copy To:	Tamara Gleason
	tgleason@environcorp.com
Purchase Order No.:	
Project Name:	Fort Smith, AR
Project Number:	3433233 A

Section C Invoice Information:

Attention:	TAMARA GLEASON
Company Name:	ENVIRON
Address:	
Pace Quote Reference:	
Pace Project Manager:	MJ Walls
Pace Profile #:	7444, line 1

REGULATORY AGENCY

☐ NPDES ☐ GROUND WATER ☐ DRINKING WATER
☐ UST ☐ RCRA ☐ OTHER _____

Site Location STATE: AR

Section D Required Client Information

SAMPLE ID (A-Z, 0-9 / -) Sample IDs MUST BE UNIQUE

Valid Matrix Codes

MATRIX	CODE
DRINKING WATER	DW
WATER	WT
WASTE WATER	WW
PRODUCT	P
SOIL/SOLID	SL
OIL	OL
WIPE	WP
AIR	AR
OTHER	OT
TISSUE	TS

Requested Analysis Filtered (Y/N)

ITEM #	SAMPLE ID	MATRIX CODE (see valid codes to left)	SAMPLE TYPE (G=GRAB C=COMP)	COLLECTED COMPOSITE START DATE	COLLECTED COMPOSITE START TIME	COLLECTED COMPOSITE END/GRAB DATE	COLLECTED COMPOSITE END/GRAB TIME	SAMPLE TEMP AT COLLECTION	# OF CONTAINERS	Preservatives: Unpreserved	H_2SO_4	HNO_3	HCl	NaOH	$Na_2S_2O_3$	Methanol	Other	Analysis Test Y/N	8260 client specific list	Residual Chlorine (Y/N)	Pace Project No./ Lab I.D.
1	DP-31(3.0 FT)-062014	SL	G			6/26/14	0730		5	X						X	X		X		60172509 HOLD
2	DP-31(9.5 FT)-062014						0740														HOLD
3	DP-31(12.0 FT)-062014						0750														
4	DP-31(19.5 FT)-062014						0800														HOLD
5	DP-31(22.0 FT)-062014						0815														
6	DP-31(22.0 FT)-062014-DUP						0815														
7	DP-31(27.0 FT)-062014						0820														HOLD
8	DP-36(3.5 FT)-062014						0855														HOLD
9	DP-36(3.5 FT)-062014-MS/MSD						0855		10												HOLD
10	DP-36(6.5 FT)-062014						0910		5												HOLD
11	DP-36(14.0 FT)-062014						0920														HOLD
12	DP-36(19.5 FT)-062014						0930														

ADDITIONAL COMMENTS	RELINQUISHED BY / AFFILIATION	DATE	TIME	ACCEPTED BY / AFFILIATION	DATE	TIME	SAMPLE CONDITIONS			
3-DAY TAT	SMALLEY / ENVIRON	6/26/14	1830		6/27/14	910	4.0	Y	Y	Y
SEE HOLD NOTES							4.6	Y	Y	Y

SAMPLER NAME AND SIGNATURE

PRINT Name of SAMPLER: Nick Zurweller

SIGNATURE of SAMPLER: [signature] DATE Signed (MM/DD/YY): 6/26/14

Temp in °C	Received on Ice (Y/N)	Custody Sealed Cooler (Y/N)	Samples Intact (Y/N)

*Important Note: By signing this form you are accepting Pace's NET 30 day payment terms and agreeing to late charges of 1.5% per month for any invoices not paid within 30 days.

Pace Analytical
www.pacelabs.com

CHAIN-OF-CUSTODY / Analytical Request Document

The Chain-of-Custody is a LEGAL DOCUMENT. All relevant fields must be completed accurately.

Section A Required Client Information:

Company:	Environ
Address:	7500 College Blvd., Ste. 925
	Overland Park, KS 66210
Email To:	wstonestreet@environcorp.com
Phone: 913-553-5926	Fax:
Requested Due Date/TAT:	3-DAY TAT

Section B Required Project Information:

Report To:	Wendy Stonestreet
Copy To:	TAMARA GLEASON
	TGLEASON@ENVIRONCORP.COM
Purchase Order No.:	
Project Name:	Fort Smith, AR
Project Number:	3433233A

Section C Invoice Information:

Attention:	TAMARA GLEASON
Company Name:	ENVIRON
Address:	
Pace Quote Reference:	
Pace Project Manager:	MJ Walls
Pace Profile #:	7444, line 1

REGULATORY AGENCY

☐ NPDES ☐ GROUND WATER ☐ DRINKING WATER
☐ UST ☐ RCRA ☐ OTHER

Site Location STATE: AR

Section D Required Client Information

SAMPLE ID (A-Z, 0-9 / ,-) Sample IDs MUST BE UNIQUE

Valid Matrix Codes

MATRIX	CODE
DRINKING WATER	DW
WATER	WT
WASTE WATER	WW
PRODUCT	P
SOIL/SOLID	SL
OIL	OL
WIPE	WP
AIR	AR
OTHER	OT
TISSUE	TS

Requested Analysis Filtered (Y/N)

ITEM #	SAMPLE ID	MATRIX CODE (see valid codes to left)	SAMPLE TYPE (G=GRAB C=COMP)	COLLECTED COMPOSITE START DATE	COMPOSITE START TIME	COMPOSITE END/GRAB DATE	COMPOSITE END/GRAB TIME	SAMPLE TEMP AT COLLECTION	# OF CONTAINERS	Preservatives: Unpreserved	H_2SO_4	HNO_3	HCl	NaOH	$Na_2S_2O_3$	Methanol	Other	Analysis Test Y/N	8260 CLIENT-SPECIFIC	Alkalinity	TOC	Chloride	Sulfate	6010-Iron/Mn	Ferric Iron calc. (send field Ferrous)	Ammonia	Nitrate+Nitrite	Total Phosphate (Pace Deltas)	Sulfide	CO2 Calc (Alkalinity +pH)	Residual Chlorine (Y/N)	Pace Project No./ Lab I.D. 60172509
1	DP-36(21.5 FT)-062014	SL	G			6/26/14	0940		5	X						X	X		X			1(8260W) 2(VOA) 1(DG9M) 1(DG9B)									012
2	DP-36(21.5 FT)-062014-DUP	"	"			"	0940		"	"						"	"		"			"									013
3	DP-36(25.5 FT)-062014	"	"			"	0950		"	"						"	"										↓				HOLD	014
4	DP-37(4.5 FT)-062014	"	"			"	1020		↓	"						"	"					3(8260W) 6(VOA) 3(DG9M) 3(DG9B)									HOLD	015
5	DP-37(4.5 FT)-062014-MS/MSD	"	"			"	1020		10	"						"	"														HOLD	
6	DP-37(7.5 FT)-062014	"	"			"	1035		5	"						"	"					1(8260W) 2(VOA) 1(DG9M) 1(DG9B)									HOLD	016
7	DP-37(14.0 FT)-062014	"	"			"	1050		1	"						"	"														HOLD	017
8	DP-37(19.5 FT)-062014	"	"			"	1055		"	"						"	"															018
9	DP-37(24.5 FT)-062014	"	"			"	1110		"	"						"	"															99
10	DP-37(24.5 FT)-062014-DUP	"	"			"	1110		"	"						"	"															020
11	DP-32(4.5 FT)-062014	"	"			"	1245		"	"						"	"														HOLD	021
12	DP-32(9.5 FT)-062014	"	"			"	1300		"	"						"	"											↓			HOLD	022

ADDITIONAL COMMENTS	RELINQUISHED BY / AFFILIATION	DATE	TIME	ACCEPTED BY / AFFILIATION	DATE	TIME	SAMPLE CONDITIONS			
~~Level IV data packages required~~ CS	SMALLEY/ENVIRON	6/26/2014	1830	/Pace	6/27/14	910	4.0	Y	Y	Y
3-DAY TAT							4.8	Y	Y	Y
SEE HOLD NOTES										

SAMPLER NAME AND SIGNATURE

PRINT Name of SAMPLER: Nick Zurweller

SIGNATURE of SAMPLER: [signature] DATE Signed (MM/DD/YY): 6/26/14

Temp in °C | Received on Ice (Y/N) | Custody Sealed Cooler (Y/N) | Samples Intact (Y/N)

*Important Note: By signing this form you are accepting Pace's NET 30 day payment terms and agreeing to late charges of 1.5% per month for any invoices not paid within 30 days.

Pace Analytical
www.pacelabs.com

CHAIN-OF-CUSTODY / Analytical Request Document

The Chain-of-Custody is a LEGAL DOCUMENT. All relevant fields must be completed accurately.

Page: 3 of 4

Section A Required Client Information:		Section B Required Project Information:		Section C Invoice Information:	
Company:	Environ	Report To:	Wendy Stonestreet	Attention:	TAMARA GLEASON
Address:	7500 College Blvd., Ste. 925	Copy To:	TAMARA GLEASON	Company Name:	ENVIRON
	Overland Park, KS 66210		TGLEASON@ENVIRONCORP.COM	Address:	
Email To:	wstonestreet@environcorp.com	Purchase Order No.:		Pace Quote Reference:	
Phone:	913-553-5926 Fax:	Project Name:	Fort Smith, AR	Pace Project Manager:	MJ Walls
Requested Due Date/TAT:	3-DAY TAT	Project Number:	3433233A	Pace Profile #:	7444, line 1

REGULATORY AGENCY

☐ NPDES ☐ GROUND WATER ☐ DRINKING WATER
☐ UST ☐ RCRA ☐ OTHER _____

Site Location STATE: AR

Section D Required Client Information

SAMPLE ID (A-Z, 0-9 / ,-) Sample IDs MUST BE UNIQUE

Valid Matrix Codes

MATRIX	CODE
DRINKING WATER	DW
WATER	WT
WASTE WATER	WW
PRODUCT	P
SOIL/SOLID	SL
OIL	OL
WIPE	WP
AIR	AR
OTHER	OT
TISSUE	TS

Requested Analysis Filtered (Y/N)

ITEM #	SAMPLE ID	MATRIX CODE (see valid codes to left)	SAMPLE TYPE (G=GRAB C=COMP)	COLLECTED COMPOSITE START DATE	COLLECTED COMPOSITE START TIME	COLLECTED COMPOSITE END/GRAB DATE	COLLECTED COMPOSITE END/GRAB TIME	SAMPLE TEMP AT COLLECTION	# OF CONTAINERS	Preservatives: Unpreserved	H_2SO_4	HNO_3	HCl	NaOH	$Na_2S_2O_3$	Methanol	Other	Analysis Test Y/N	8260 CLIENT-SPECIFIC	Alkalinity	TOC	Chloride	Sulfate	6010-Iron/Mn	Ferric Iron calc. (send field Ferrous)	Ammonia	Nitrate+Nitrite	Total Phosphate (Pace Dallas)	Sulfide	CO2 Calc (Alkalinity +pH)	Residual Chlorine (Y/N)	Pace Project No./ Lab I.D.
1	DP-32-(12.0 FT)-062014	SL	G			6/26/14	1305		5	X						X	X		X	(1 BP3N)	2 (VOA)	1 (H2SO4)	1 (H2SO4)						023
2	DP-32-(17.0 FT)-062014	SL	G				1315																						HOLD	024
3	DP-32-(22.5 FT)-062014						1355																						HOLD	025
4	DP-32(27.0 FT)-062014						1400																							026
5	DP-32(27.0 FT)-062014-DUP						1400																							027
6	DP-27(3.0 FT)-062014						1455																						HOLD	028
7	DP-27(10.0 FT)-062014						1505																						HOLD	029
8	DP-27(12.5 FT)-062014						1515																						HOLD	030
9	DP-27(18.5 FT)-062014						1520																						HOLD	031
10	DP-27(23.5 FT)-062014						1535																							032
11	DP-27(26.5 FT)-062014						1540																							033
12	DP-27(26.5 FT)-062014-DUP						1540																							034

ADDITIONAL COMMENTS	RELINQUISHED BY / AFFILIATION	DATE	TIME	ACCEPTED BY / AFFILIATION	DATE	TIME	SAMPLE CONDITIONS			
~~Level IV data package required~~ CS	SMALLEY/ENVIRON	6/26/2014	1830		6/27/14	910	4.0	Y	Y	Y
3-DAY TAT							4.8	Y	Y	Y
SEE HOLD NOTES										

SAMPLER NAME AND SIGNATURE

PRINT Name of SAMPLER: Nick Zurweller

SIGNATURE of SAMPLER: [signature] DATE Signed (MM/DD/YY): 6/26/14

Temp in °C	Received on Ice (Y/N)	Custody Sealed Cooler (Y/N)	Samples Intact (Y/N)

*Important Note: By signing this form you are accepting Pace's NET 30 day payment terms and agreeing to late charges of 1.5% per month for any invoices not paid within 30 days.

Pace Analytical
www.pacelabs.com

CHAIN-OF-CUSTODY / Analytical Request Document

The Chain-of-Custody is a LEGAL DOCUMENT. All relevant fields must be completed accurately.

Section A Required Client Information:

Company:	Environ
Address:	7500 College Blvd., Ste. 925
	Overland Park, KS 66210
Email To:	wstonestreet@environcorp.com
Phone: 913-553-5926	Fax:
Requested Due Date/TAT:	3-DAY TAT

Section B Required Project Information:

Report To:	Wendy Stonestreet
Copy To:	Tamara Gleason
	tgleason@environcorp.com
Purchase Order No.:	
Project Name:	Fort Smith, AR
Project Number:	3433233A

Section C Invoice Information:

Attention:	Tamara Gleason
Company Name:	ENVIRON
Address:	
Pace Quote Reference:	
Pace Project Manager:	MJ Walls
Pace Profile #:	7444, line 1

REGULATORY AGENCY

☐ NPDES ☐ GROUND WATER ☐ DRINKING WATER
☐ UST ☐ RCRA ☐ OTHER _____

Site Location STATE: AR

Section D Required Client Information

SAMPLE ID (A-Z, 0-9 / ,-) Sample IDs MUST BE UNIQUE

Valid Matrix Codes

MATRIX	CODE
DRINKING WATER	DW
WATER	WT
WASTE WATER	WW
PRODUCT	P
SOIL/SOLID	SL
OIL	OL
WIPE	WP
AIR	AR
OTHER	OT
TISSUE	TS

CS

Requested Analysis Filtered (Y/N)

ITEM #	SAMPLE ID	MATRIX CODE (see valid codes to left)	SAMPLE TYPE (G=GRAB C=COMP)	COLLECTED COMPOSITE START DATE	COMPOSITE START TIME	COMPOSITE END/GRAB DATE	COMPOSITE END/GRAB TIME	SAMPLE TEMP AT COLLECTION	# OF CONTAINERS	Preservatives: Unpreserved	H_2SO_4	HNO_3	HCl	NaOH	$Na_2S_2O_3$	Methanol	Other	Analysis Test Y/N	8260 client specific list	Residual Chlorine (Y/N)	Pace Project No./ Lab I.D.
1	DP-26(5.0 FT)-~~2014~~ 062014	SL	G			6/26/14	1620		5	X						X	X		X		HOLD 035
2	DP-26(8.5 FT)-062014	"	"			"	1630		"	X						"	"		"		HOLD 036
3	DP-26(11.0 FT)-0620~~14~~	"	"			"	1635		"	X						"	"		"		HOLD 037
4	DP-26(16.0 FT)-062014	"	"			"	1645		"	X						"	"		"		038
5	DP-26(24.0 FT)-062014	"	"			"	1655		"	X						"	"		"		HOLD 039
6	DP-26(24.0 FT)-062014-DUP	"	"			"	1655		"	X						"	"		"		HOLD 040
7	DP-26(28.0 FT)-062014	↓	↓			↓	1700		↓	X						↓	↓		↓		041
8	TRIP BLANK04-062014	WT							2	X									Z(VOA)		042
9	TRIP BLANK05-062014	"							2	X									↓		043
10	TEMP BLANK	"							1	X											
11	TEMP BLANK	↓							1	X											
12																					

ADDITIONAL COMMENTS	RELINQUISHED BY / AFFILIATION	DATE	TIME	ACCEPTED BY / AFFILIATION	DATE	TIME	SAMPLE CONDITIONS			
3-DAY TAT	SMALLEY/ENVIRON	6/26/2014	1830		6/27/14	910	4.0	Y	Y	Y
SEE HOLD NOTES							4.8	Y	Y	Y

SAMPLER NAME AND SIGNATURE

PRINT Name of SAMPLER: Nick Zurweller

SIGNATURE of SAMPLER: [signature] DATE Signed (MM/DD/YY): 6/26/14

Temp in °C	Received on Ice (Y/N)	Custody Sealed Cooler (Y/N)	Samples Intact (Y/N)

*Important Note: By signing this form you are accepting Pace's NET 30 day payment terms and agreeing to late charges of 1.5% per month for any invoices not paid within 30 days.